DÉVELOPPEMENT D'UN MODÈLE QUÉBÉCOIS DE TRANSPORT À LONGUE DISTANCE DE POLLUANTS ATMOSPHÉRIQUES

Par

Jean-Pierre Fortin*

Marius Lachance*

Claude Lelièvre**

Gaétan Ferland*

Rapport scientifique No 151

Pour

Environnement Québec

* INRS-Eau

** Environnement Québec

TABLE DES MATIÈRES

Page

TABLE DES MATIÈRES i
LISTE DES TABLEAUX v
LISTE DES FIGURES xi
LISTE DES ANNEXES xv

INTRODUCTION 1
Rappel des objectifs de l'étude 3
Contenu du rapport 4

1. DESCRIPTION DU MODÈLE 7

1.1 Équations de base 11
1.2 Solution analytique 14
1.2.1 Solution analytique du modèle sec 15
1.2.1.1 Solution de l'équation (1.6a) pour G_1 15
1.2.1.2 Solution de l'équation (1.6b) pour G_2 18
1.2.1.3 Solution de l'équation (1.6c) pour G_3 19
1.2.1.4 Solution de l'équation (1.6d) pour G_4 23
1.2.2 Solution analytique incluant l'effet aléatoire de la pluie 24
1.3 Modèle à deux dimensions 28
1.4 Calcul des dépôts 30
1.5 Solution numérique 34
1.5.1 Modèle à une dimension 38
1.5.2 Conditions de stabilité et de convergence 42
1.5.3 Modèle à deux dimensions 43
1.6 Solution retenue 43

Page

2. CARACTÉRISATION DES ÉPISODES SECS ET HUMIDES PAR CHAÎNES DE MARKOV 47

2.1 Développement mathématique: épisodes humides 50
2.2 Développement mathématique: épisodes secs 54
2.3 Détermination des cycles secs et humides 56
2.4 Utilisation du code de précipitation 57
2.4.1 Compilation des résultats 57
2.4.2 Contribution relative des cycles 75
2.4.3 Cartographie des paramètres 82
2.4.3.1 Cycle long sec: $1/\delta$ 82
2.4.3.2 Cycle long humide: $1/\beta$ 90
2.4.3.3 Cycle court sec: $1/\gamma$ 92
2.4.3.4 Cycle court humide: $1/\alpha$ 92
2.4.3.5 Paramètres A et C 92
2.4.3.6 Commentaires généraux 98
2.5 Utilisation des données des pluviographes 98
2.5.1 Proportion du nombre de jours impliqués dans les divers cycles 99
2.5.2 Conversion des cycles au seuil de 0,25 mm h^{-1} 99
2.6 Intensité moyenne de la précipitation 117
2.7 Conclusion 117

3. DÉTERMINATION DES PARAMÈTRES MOYENS DE CHAQUE COUPLE SOURCE-RÉCEPTEUR 121

3.1 Régions sources et régions réceptrices 123
3.1.1 Régions sources 123
3.1.2 Régions réceptrices 125

Page

3.2 Estimation des paramètres de chaque couple source-récepteur 130
3.2.1 Calcul des trajectoires 130
3.2.2 Valeurs moyennes des paramètres des couples source-récepteur obtenus pour l'année 1980 149

4. ÉTUDE DE SENSIBILITÉ DES PARAMÈTRES 159

4.1 Choix d'un type de chaîne de Markov 163
4.2 Effet de la saison 165
4.3 Effet d'une variation de l'épaisseur de la couche limite .. 165
4.4 Effet d'une variation de la hauteur d'émission 169
4.5 Effet d'une variation du coefficient de lessivage L2 du SO_2 171
4.6 Effet d'une variation du coefficient de lessivage L4 du SO_4^{--} 173
4.7 Effet de la variation du taux de transformation du SO_2 en SO_4^{--} 175
4.8 Effet de la variation de la vitesse de retombée VG12 du SO_2 175
4.9 Effet de la variation de la vitesse de retombée VG34 du SO_4^{--} 178
4.10 Estimation des courbes maximales et minimales de dépôts de soufre 178

5. MATRICES DE TRANSFERT ENTRE LES 47 RÉGIONS SOURCES ET LES 25 RÉGIONS RÉCEPTRICES 187

5.1 Contenu et utilisation des matrices 189
5.2 Présentation et interprétation des matrices 190

Page

6. CONTRIBUTIONS INDIVIDUELLES ET TOTALES DES RÉGIONS SOURCES AUX RÉGIONS RÉCEPTRICES 217

CONCLUSION 257

RECOMMANDATIONS 261
Modèle analytique 263
Modèle numérique 265
Études complémentaires 265

RÉFÉRENCES BIBLIOGRAPHIQUES 267

LISTE DES TABLEAUX

Page

TABLEAU 2.1 Caractéristiques des divers cycles secs-humides 58

TABLEAU 2.2 Valeurs saisonnières des durées moyennes des cycles (α^{-1}, β^{-1}, γ^{-1}, δ^{-1}) et des coefficients A et C caractérisant les chaînes de Markov basées sur 10 années de mesure (1968 à 1977).
Station: Bagotville.
a) Seuil = trace. b) Seuil = 0,25 mm h^{-1} 59

TABLEAU 2.3 Valeurs saisonnières des durées moyennes des cycles (α^{-1}, β^{-1}, γ^{-1}, δ^{-1}) et des coefficients A et C caractérisant les chaînes de Markov basées sur 10 années de mesure (1968 à 1977).
Station: Charlo.
a) Seuil = trace. b) Seuil = 0,25 mm h^{-1} 60

TABLEAU 2.4 Valeurs saisonnières des durées moyennes des cycles (α^{-1}, β^{-1}, γ^{-1}, δ^{-1}) et des coefficients A et C caractérisant les chaînes de Markov basées sur 10 années de mesure (1968 à 1977).
Station: Montréal.
a) Seuil = trace. b) Seuil = 0,25 mm h^{-1} 61

TABLEAU 2.5 Valeurs saisonnières des durées moyennes des cycles (α^{-1}, β^{-1}, γ^{-1}, δ^{-1}) et des coefficients A et C caractérisant les chaînes de Markov basées sur 10 années de mesure (1968 à 1977).
Station: Québec.
a) Seuil = trace. b) Seuil = 0,25 mm h^{-1} 62

TABLEAU 2.6 Valeurs saisonnières des durées moyennes des cycles (α^{-1}, β^{-1}, γ^{-1}, δ^{-1}) et des coefficients A et C caractérisant les chaînes de Markov basées sur 10 années de mesure (1968 à 1977).
Station: Shefferville.
a) Seuil = trace. b) Seuil = 0,25 mm h^{-1} 63

TABLEAU 2.7 Valeurs saisonnières des durées moyennes des cycles (α^{-1}, β^{-1}, γ^{-1}, δ^{-1}) et des coefficients A et C caractérisant les chaînes de Markov basées sur 10 années de mesure (1968 à 1977).
Station: Sudbury.
a) Seuil = trace. b) Seuil = 0,25 mm h^{-1} 64

Page

TABLEAU 2.8 Valeurs saisonnières des durées moyennes des cycles (α^{-1}, β^{-1}, γ^{-1}, δ^{-1}) et des coefficients A et C caractérisant les chaînes de Markov basées sur 10 années de mesure (1968 à 1977). Station: Toronto. a) Seuil = trace. b) Seuil = 0,25 mm h^{-1} 65

TABLEAU 2.9 Valeurs saisonnières des durées moyennes des cycles (α^{-1}, β^{-1}, γ^{-1}, δ^{-1}) et des coefficients A et C caractérisant les chaînes de Markov basées sur 10 années de mesure (1968 à 1977). Station: Val-d'Or. a) Seuil = trace. b) Seuil = 0,25 mm h^{-1} 66

TABLEAU 2.10 Détermination des saisons à partir des caractéristiques du comportement de la proportion du nombre de jours impliqués dans les divers cycles markoviens 67

TABLEAU 2.11 Moyenne et écart type du rapport des valeurs des paramètres des chaînes de Markov. Seuils de détection considérés: 0,25 mm h^{-1} et trace (TR) 68

TABLEAU 2.12 Stations dont l'utilisation des statistiques sur les chaînes de Markov est recommandée dans le modèle du TGDPA en fonction de divers couples source-récepteur .. 69

TABLEAU 2.13 Valeurs saisonnières des durées moyennes des cycles (α^{-1}, β^{-1}, γ^{-1}, δ^{-1}) et des coefficients A et C caractérisant les chaînes de Markov basées sur 10 années de mesure (1968 à 1977). Station: Sainte-Agathe. a) Seuil = trace. b) Seuil = 0,25 mm h^{-1} 70

TABLEAU 2.14 Valeurs saisonnières des durées moyennes des cycles (α^{-1}, β^{-1}, γ^{-1}, δ^{-1}) et des coefficients A et C caractérisant les chaînes de Markov basées sur 10 années de mesure (1968 à 1977). Station: Roberval. a) Seuil = trace. b) Seuil = 0,25 mm h^{-1} 71

TABLEAU 2.15 Valeurs saisonnières des durées moyennes des cycles (α^{-1}, β^{-1}, γ^{-1}, δ^{-1}) et des coefficients A et C caractérisant les chaînes de Markov basées sur 10 années de mesure (1968 à 1977). Station: Baie-Comeau. a) Seuil = trace. b) Seuil = 0,25 mm h^{-1} 72

Page

TABLEAU 2.16 Valeurs saisonnières des durées moyennes des cycles (α^{-1}, β^{-1}, γ^{-1}, δ^{-1}) et des coefficients A et C caractérisant les chaînes de Markov basées sur 10 années de mesure (1968 à 1977). Station: Mont-Joli. a) Seuil = trace. b) Seuil = 0,25 mm h^{-1} 73

TABLEAU 2.17 Valeurs saisonnières des durées moyennes des cycles (α^{-1}, β^{-1}, γ^{-1}, δ^{-1}) et des coefficients A et C caractérisant les chaînes de Markov basées sur 10 années de mesure (1968 à 1977). Station: Rivière-du-Loup. a) Seuil = trace. b) Seuil = 0,25 mm h^{-1} 74

TABLEAU 2.18 Regroupement des mois en saisons selon le comportement du cycle long sec et du cycle long humide 80

TABLEAU 2.19 Moyenne et écart type du rapport des valeurs des paramètres des chaînes de Markov. Seuils de détection considérés: 0,25 mm h^{-1} et trace (TR) 102

TABLEAU 2.20 Stations dont l'utilisation des statistiques sur les chaînes de Markov est recommandée dans le modèle du TGDPA en fonction de divers couples source-récepteur .. 119

TABLEAU 3.1 Régions sources pour les émissions de SO_2 124

TABLEAU 3.2 Régions réceptrices des composés du soufre 129

TABLEAU 3.3 Valeur du paramètre $F(\Theta)$ 150

TABLEAU 3.4 Valeur du paramètre temps de parcours (h) 152

TABLEAU 3.5 Valeur du paramètre vitesse de parcours (km/h) 154

TABLEAU 4.1 Valeurs de base attribuées aux paramètres pour les tests de sensibilité 162

TABLEAU 4.2 Variation des dépôts de SO_2, SO_4 et S en considérant deux chaînes de Markov pour simuler les épisodes secs et humides 164

TABLEAU 4.3 Valeurs attribuées aux paramètres pour les tests de sensibilité 166

TABLEAU 4.4 Variation des dépôts de SO_2, SO_4 et S en fonction du temps pour différentes saisons 167

Page

TABLEAU 4.5 Variation des dépôts de SO_2, SO_4 et S en fonction du temps pour différentes hauteurs de la couche limite ... 168

TABLEAU 4.6 Variation des dépôts de SO_2, SO_4 et S en fonction du temps pour différentes hauteurs de la source 170

TABLEAU 4.7 Variation des dépôts de SO_2, SO_4 et S en fonction du temps pour différents coefficients de lessivage du SO_2 172

TABLEAU 4.8 Variation des dépôts de SO_2, SO_4 et S en fonction du temps pour différents coefficients de lessivage du SO_4 174

TABLEAU 4.9 Variation des dépôts de SO_2, SO_4 et S en fonction du temps pour différents taux de transformation du SO_2 en SO_4 176

TABLEAU 4.10 Variation des dépôts de SO_2, SO_4 et S en fonction du temps pour différentes vitesses de retombée du SO_2 177

TABLEAU 4.11 Variation des dépôts de SO_2, SO_4 et S en fonction du temps pour différentes vitesses de retombée du SO_4 179

TABLEAU 4.12 Valeurs des paramètres du modèle conduisant à des dépôts de soufre maxima ou minima 180

TABLEAU 4.13 Variation des dépôts de SO_2, SO_4 et S en fonction du temps pour différentes combinaisons de valeurs de paramètres 182

MATRICES DE TRANSFERT SOURCE-RÉCEPTEUR 1980

TABLEAU 5.1 Concentration de SO_2 sec 193

TABLEAU 5.2 Concentration de SO_2 humide 195

TABLEAU 5.3 Concentration de SO_4 sec 197

TABLEAU 5.4 Concentration de SO_4 humide 199

TABLEAU 5.5 Dépôt de SO_2 sec pendant les périodes sèches 201

TABLEAU 5.6 Dépôt de SO_2 sec pendant les périodes humides 203

TABLEAU 5.7 Dépôt de SO_4 sec pendant les périodes sèches 205

TABLEAU 5.8 Dépôt de SO_4 sec pendant les périodes humides 207

Page

TABLEAU 5.9 Dépôt de soufre sec 209

TABLEAU 5.10 Dépôt de SO_2 humide 211

TABLEAU 5.11 Dépôt de SO_4 humide 213

TABLEAU 5.12 Dépôt de soufre humide 215

MATRICES DES CONTRIBUTIONS SOURCE-RÉCEPTEUR 1980

TABLEAU 6.1 Contributions totales des 47 régions sources aux régions réceptrices 220

TABLEAU 6.2 Concentration de SO_2 sec 221

TABLEAU 6.3 Concentration de SO_2 humide 223

TABLEAU 6.4 Concentration de SO_4 sec 225

TABLEAU 6.5 Concentration de SO_4 humide 227

TABLEAU 6.6 Dépôt de SO_2 sec pendant les périodes sèches 229

TABLEAU 6.7 Dépôt de SO_2 sec pendant les périodes humides 231

TABLEAU 6.8 Dépôt de SO_4 sec pendant les périodes sèches 233

TABLEAU 6.9 Dépôt de SO_4 sec pendant les périodes humides 235

TABLEAU 6.10 Dépôt de soufre sec 237

TABLEAU 6.11 Dépôt de SO_2 humide 239

TABLEAU 6.12 Dépôt de SO_4 humide 241

TABLEAU 6.13 Dépôt de soufre humide 243

TABLEAU 6.14 Contributions relatives (en pourcentage) au dépôt total de soufre humide et de soufre sec des sources regroupées selon quatre régions canadiennes et une région américaine 251

LISTE DES FIGURES

		Page
FIGURE 1.1	Structure du panache de pollution émis par une source à une hauteur h (adapté de Scriven et Fisher, 1975). Le polluant diffuse entre le sol (z = 0) et le sommet de la couche limite (z = a). Le polluant se dépose avec une vitesse de dépôt (v_g) et est transporté par un vent moyen de vitesse u	10
FIGURE 2.1	Courbes du nombre de séquences d'exactement k périodes consécutives à l'état 1	51
FIGURE 2.2	Variation mensuelle de la proportion du nombre de jours impliqués dans les quatre cycles considérés. Station: Montréal (Dorval) 1968-1977. Seuil: trace ..	76
FIGURE 2.3	Variation mensuelle de la proportion du nombre de jours impliqués dans les quatre cycles considérés. Station: Schefferville 1968-1977. Seuil: trace	77
FIGURE 2.4	Variation mensuelle de la proportion du nombre de jours impliqués dans les quatre cycles considérés. Station: Québec 1968-1977. Seuil: trace	78
FIGURE 2.5	Variation mensuelle de la proportion du nombre de jours impliqués dans les quatre cycles considérés. Station: Bagotville 1968-1977. Seuil: trace	79
FIGURE 2.6	Valeur des paramètres $1/\gamma$ et $1/\alpha$. Saison: Hiver 1968-1977. Seuil: trace	83
FIGURE 2.7	Valeur des paramètres $1/\gamma$ et $1/\alpha$. Saison: Printemps 1968-1977. Seuil: trace	84
FIGURE 2.8	Valeur des paramètres $1/\gamma$ et $1/\alpha$. Saison: Été 1968-1977. Seuil: trace	85
FIGURE 2.9	Valeur des paramètres $1/\gamma$ et $1/\alpha$. Saison: Automne 1968-1977. Seuil: trace	86
FIGURE 2.10	Valeur des paramètres $1/\delta$ et $1/\beta$. Saison: Hiver 1968-1977. Seuil: trace	87
FIGURE 2.11	Valeur des paramètres $1/\delta$ et $1/\beta$. Saison: Printemps 1968-1977. Seuil: trace	88

Page

FIGURE 2.12 Valeur des paramètres $1/\delta$ et $1/\beta$. Saison: Été 1968-1977. Seuil: trace 89

FIGURE 2.13 Valeur des paramètres $1/\delta$ et $1/\beta$. Seuil: trace 91

FIGURE 2.14 Valeur des paramètres A et C. Saison: Hiver 1968-1977. Seuil: trace 94

FIGURE 2.15 Valeur des paramètres A et C. Saison: Printemps 1968-1977. Seuil: trace 95

FIGURE 2.16 Valeur des paramètres A et C. Saison: Été 1968-1977. Seuil: trace 96

FIGURE 2.17 Valeur des paramètres A et C. Saison: Automne 1968-1977. Seuil: trace 97

FIGURE 2.18 Variation mensuelle de la proportion du nombre de jours impliqués dans les quatre cycles considérés. Station: Montréal 1968-1977. Seuil: 0,25 mm/h 100

FIGURE 2.19 Valeur des paramètres $1/\gamma$ et $1/\alpha$. Saison: Hiver 1968-1977. Seuil: 0,25 mm/h 103

FIGURE 2.20 Valeur des paramètres $1/\gamma$ et $1/\alpha$. Saison: Printemps 1968-1977. Seuil: 0,25 mm/h 104

FIGURE 2.21 Valeur des paramètres $1/\gamma$ et $1/\alpha$. Saison: Été 1968-1977. Seuil: 0,25 mm/h 105

FIGURE 2.22 Valeur des paramètres $1/\gamma$ et $1/\alpha$. Saison: Automne 1968-1977. Seuil: 0,25 mm/h 106

FIGURE 2.23 Valeur des paramètres $1/\delta$ et $1/\beta$. Saison: Hiver 1968-1977. Seuil: 0,25 mm/h 107

FIGURE 2.24 Valeur des paramètres $1/\delta$ et $1/\beta$. Saison: Printemps 1968-1977. Seuil: 0,25 mm/h 108

FIGURE 2.25 Valeur des paramètres $1/\delta$ et $1/\beta$. Saison: Été 1968-1977. Seuil: 0,25 mm/h 109

FIGURE 2.26 Valeur des paramètres $1/\delta$ et $1/\beta$. Saison: Automne 1968-1977. Seuil: 0,25 mm/h 110

FIGURE 2.27 Valeur des paramètres A et C. Saison: Hiver 1968-1977. Seuil: 0,25 mm/h 111

Page

FIGURE 2.28 Valeur des paramètres A et C. Saison: Printemps 1968-1977. Seuil: 0,25 mm/h 112

FIGURE 2.29 Valeur des paramètres A et C. Saison: Été 1968-1977. Seuil: 0,25 mm/h 113

FIGURE 2.30 Valeur des paramètres A et C. Saison: Automne 1968-1977. Seuil: 0,25 mm/h 114

FIGURE 2.31 Variation des paramètres (α, β, γ, δ) et des coefficients (A, C), des doubles chaînes de Markov selon la hauteur du seuil de détection. Station: Val-d'Or de mai à septembre, 1968-1977 115

FIGURE 2.32 Variation des durées moyennes (α^{-1}, β^{-1}, γ^{-1}, δ^{-1}) des cycles caractérisant les chaînes de Markov selon la hauteur du seuil de détection. Station: Val-d'Or de mai à septembre, 1968-1977 116

FIGURE 3.1 Positions relatives des deux grilles utilisées par rapport à la grille (381 km x 381 km) du Centre météorologique canadien (CMC) tracée sur une projection stéréographique polaire 126

FIGURE 3.2 Régions sources considérées pour les émissions de SO_2. L'identification des régions correspondant aux numéros encerclés est fournie au tableau 3.1 127

FIGURE 3.3 Régions réceptrices des composés du soufre. L'échelle extérieure situe les coordonnées de la grille des régions réceptrices par rapport à celle de la grille des vents. L'identification des régions correspondant aux numéros 1 à 25 encerclés est fournie au tableau 3.2 128

FIGURE 3.4 Interpolation quadratique verticale d'une variable météorologique mesurée à 1000, 850 et 700 mb 134

FIGURE 3.5 Interpolation cubique dans le temps d'une variable météorologique mesurée à t-9, t-3, t+3 et t+9 134

FIGURE 3.6 Préparation des fichiers saisonniers des composantes du vent à 925 mb à toutes les trois heures 138

FIGURE 3.7 Ordinogramme du calcul des trajectoires 139

FIGURE 3.8 Estimation du facteur $F(\Theta)$ 143

Page

FIGURE 3.9 Interpolation cubique en deux dimensions à l'aide de séries de Taylor. Les lettres inscrites à chaque point de grille expriment les poids (définis à l'équation 3.18) attribués à chacun de ces points 145

FIGURE 4.1 Courbes maximales et minimales et courbe de base des dépôts secs de soufre 183

FIGURE 4.2 Courbes maximales et minimales et courbe de base des dépôts humides de soufre 184

FIGURE 6.1 Variation spatiale du dépôt de sulfates dans les précipitations (en mmoles m^{-2} an^{-1}) pour l'année 1980 dans l'est du Canada (modifié à partir de États-Unis - Canada, 1982) 247

FIGURE 6.2 Variation spatiale des dépôts humides de soufre (en kg SO_4 ha^{-1} an^{-1}). Une valeur de 6 kg SO_4 ha^{-1} an^{-1} a été ajoutée aux dépôts calculés par le modèle pour tenir compte de l'influence du bruit de fond naturel et des sources lointaines 248

FIGURE 6.3 Variation spatiale de la contribution relative (en pourcentage) des sources québécoises au dépôt de soufre humide total 252

FIGURE 6.4 Variation spatiale de la contribution relative (en pourcentage) des sources ontariennes au dépôt de soufre humide total 253

FIGURE 6.5 Variation spatiale de la contribution relative (en pourcentage) des sources américaines au dépôt de soufre humide total 254

LISTE DES ANNEXES

Page

ANNEXE 1. DÉVELOPPEMENTS MATHÉMATIQUES 1.1

Annexe 1.A Solution de l'équation transcendantale 1.3
Annexe 1.B Solution de l'équation log-linéaire 1.7
Annexe 1.C Quelques propriétés des chaînes de Markov simples à deux états 1.13
Annexe 1.D Formules sur les séries géométriques 1.15
Annexe 1.E Propriétés de la double chaîne de Markov à deux états 1.21
E.1 Calcul des longueurs moyennes 1.21
E.2 Longueur du cycle moyen 1.25
Annexe 1.F Solution d'un système des deux équations transcendantales à deux inconnues 1.29

ANNEXE 2. PARAMÈTRES MOYENS DE CHAQUE COUPLE SOURCE-RÉCEPTEUR 2.1

ANNEXE 3. RÉSULTATS DE L'ÉTUDE DE SENSIBILITÉ DES PARAMÈTRES 3.1

ANNEXE 4. MATRICES DE TRANSFERT SOURCE-RÉCEPTEUR PAR SAISON 4.1

ANNEXE 5. MATRICES DES CONTRIBUTIONS SOURCE-RÉCEPTEUR PAR SAISON .. 5.1

INTRODUCTION

INTRODUCTION

Rappel des objectifs de l'étude

À la fin de l'été 1981, Environnement Québec accordait à l'INRS-Eau une subvention de recherche dans le but de réaliser des études portant sur le développement d'un modèle numérique d'estimation du transport à grande distance des composés du soufre.

La méthode de réalisation prévoyait:

a) l'identification des divers phénomènes atmosphériques qui devraient être considérés dans le domaine des précipitations acides;

b) la révision critique des divers modèles de transport de polluants à longue distance;

c) le développement d'un modèle tenant compte de a) et b), des données disponibles immédiatement ou dans un avenir proche, de la précision escomptée et de la rapidité d'exécution sur ordinateur;

d) la compilation des taux moyens tant annuels que saisonniers d'émissions de composés du soufre dans l'atmosphère par certaines sources ponctuelles.

Les résultats prévus étaient:

a) la détermination de la contribution relative de certaines sources émettrices ponctuelles québécoises sur les bilans annuels, sinon saisonniers, des composés du soufre ainsi que leur incidence sur les précipitations acides au Québec;

b) une recommandation sur la direction à suivre dans le développement de méthodes d'évaluation des charges de polluants atmosphériques transportés au-dessus du territoire québécois et causant finalement les problèmes des précipitations acides.

Contenu du rapport

Le présent rapport présente, d'une manière détaillée, la description du modèle proposé ainsi que les résultats des simulations des dépôts de soufre sur l'est de l'Amérique du Nord. On trouvera dans le rapport de Lelièvre et al. (1985) une description plus synthétique des caractéristiques du modèle et des résultats des simulations.

La caractérisation par une double chaîne de Markov des épisodes secs et humides influençant les retombées polluantes est présentée au chapitre 2. On discute notamment de la détermination de la longueur des cycles secs et humides selon deux seuils de précipitation: 0,25 mm h^{-1} et trace (TR).

Au chapitre 3, on s'attache à l'estimation des paramètres moyens de chaque couple source-récepteur. En particulier, on présente les régions sources et les régions réceptrices considérées dans l'étude. De plus, on explique le calcul des trajectoires ainsi que l'utilisation dans le modèle des informations ainsi obtenues.

On retrouve au chapitre 4 une étude de sensibilité des paramètres du modèle. Pour ce faire, on a d'abord attribué aux paramètres quatre valeurs couvrant la plage de valeurs trouvées dans la littérature. Les dépôts résultants simulés par le modèle sont commentés à l'aide de tableaux comparatifs. Une combinaison de valeurs de paramètres donnant lieu chacun soit à des dépôts élevés, soit à des dépôts faibles a permis de situer la réponse du modèle à l'intérieur de courbes maximales et minimales de dépôts de soufre sec et de soufre humide.

Afin de faciliter la comparaison de nos résultats avec ceux des autres modèles utilisés au cours de la phase III du programme canado-américain sur les précipitations acides, des matrices de transfert entre les sources et les récepteurs ont été établies pour une source de référence de 2 $TgSO_2an^{-1}$. Ces matrices de transfert sont présentées au chapitre 5. Elles offrent la possibilité d'étudier divers scénarios de réduction des dépôts sur une région donnée en agissant sur les sources d'émission.

Le chapitre 6 présente enfin une estimation des dépôts de soufre au cours de l'année 1980 sur la base des émissions de 1978. Les résultats, sous forme de tableaux, permettent d'estimer les dépôts totaux à chaque

récepteur et de comparer la contribution relative de chaque source aux dépôts totaux simulés. Des cartes présentant la variation spatiale des dépôts totaux de soufre sec et de soufre humide, ainsi que les contributions relatives du Québec, de l'Ontario et des États-Unis à ces dépôts complètent ces tableaux. Des recommandations sur les suites à donner à l'étude complètent le rapport.

CHAPITRE 1

DESCRIPTION DU MODÈLE

1. DESCRIPTION DU MODÈLE

Scriven et Fisher (1975) ont proposé un modèle statistique simple pour simuler le transport à longue distance des composés du soufre. C'est un modèle à une dimension dépendant du temps, qui traite de la pollution émise par une source ponctuelle à une hauteur h au temps t = 0 et qui diffuse verticalement entre le sommet de la couche limite (a), qui constitue une barrière infranchissable, et le sol (z = 0), où une partie de la pollution est absorbée. Fisher (1978) a amélioré le modèle pour tenir compte de la transformation chimique entre le SO_2 et le SO_4 ainsi que de l'alternance entre périodes sèches et humides selon la méthode de Rodhe et Grandell (1972). Le temps est transformé en distance horizontale (x) en supposant un vent moyen d'advection ($u = \frac{x}{t}$). Il a supposé que le sulfate était mélangé uniformément dans la verticale, et que les divers processus en jeu n'interagissaient pas entre eux. Venkatram (1979) a repris ce modèle en laissant les divers processus interagir, mais il n'a pas tenu compte de la hauteur de la source. Nous proposons ici un modèle plus complet qui tient compte de la hauteur de la source ainsi que de l'interaction entre les divers processus. De plus, des statistiques sur les trajectoires remplaceront les fréquences de provenance des polluants basées sur la rose des vents utilisée par Fisher (1978). En figure 1.1, nous retrouvons une illustration de la situation physique que l'on modélise.

La méthode de Rodhe et Grandell (1972) consiste à supposer l'existence de deux types de particules: les particules humides qui existent lors de la précipitation et les particules sèches qui sont associées aux périodes

sans précipitation. La transition entre ces deux types de particules se produit exponentiellement avec un taux inversement proportionnel à leur durée moyenne respective (t_2, t_1).

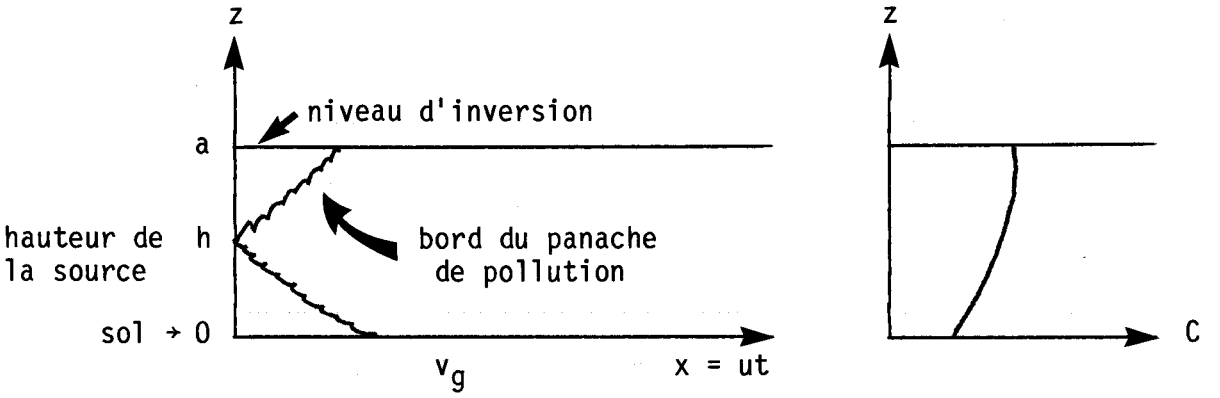

a) Structure du panache

b) Concentration loin de la source

Figure 1.1 Structure du panache de pollution émis par une source à une hauteur h (adapté de Scriven et Fisher, 1975). Le polluant diffuse entre le sol (z = 0) et le sommet de la couche limite (z = a). Le polluant se dépose avec une vitesse de dépôt (v_g) et est transporté par un vent moyen de vitesse u.

La probabilité d'avoir une particule sèche (f_1) ou humide (f_2) devient égale à:

$$f_1 = \frac{t_1}{t_1 + t_2} \qquad (1.1a)$$

$$f_2 = \frac{t_2}{t_1 + t_2} \qquad (1.1b)$$

Une des difficultés de cette méthode consiste à obtenir des valeurs représentatives pour les longueurs des épisodes secs et pluvieux car les statistiques sur celles-ci sont rarement compilées. Dans notre étude, nous

utiliserons les données horaires de précipitation qui seront traitées par l'utilisation d'une double chaîne de Markov qui sépare les phénomènes de courte durée de ceux de longue durée (averses et pluie synoptique). Au chapitre 2, nous traiterons en détail du calcul de la longueur des épisodes secs et humides.

On supposera de plus une valeur constante pour le coefficient de diffusivité (K), hypothèse qui est sûrement violée dans la verticale près du sol où ce paramètre varie fortement. Cependant Scriven et Fisher (1975) ont démontré que cette hypothèse n'avait pas trop de conséquences sur les résultats.

Nous devons également supposer des réactions chimiques linéaires dans la formation du SO_4 afin de pouvoir utiliser notre modèle, en supposant un taux de transformation (k) constant.

1.1 Équations de base

Les équations différentielles correspondant aux hypothèses formulées précédemment sont:

$$\frac{\partial G_1}{\partial t} = -\frac{1}{t_1} G_1 + \frac{1}{t_2} G_2 + K_1 \frac{\partial^2 G_1}{\partial z^2} - k_1 G_1 \qquad (1.2a)$$

$$\frac{\partial G_2}{\partial t} = -\frac{1}{t_2} G_2 + \frac{1}{t_1} G_1 + K_2 \frac{\partial^2 G_2}{\partial z^2} - k_2 G_2 - \Lambda_2 G_2 \qquad (1.2b)$$

$$\frac{\partial G_3}{\partial t} = -\frac{1}{t_1} G_3 + \frac{1}{t_2} G_4 + K_3 \frac{\partial^2 G_3}{\partial z^2} + \frac{3}{2} k_1 G_1 \qquad (1.2c)$$

$$\frac{\partial G_4}{\partial t} = -\frac{1}{t_2} G_4 + \frac{1}{t_1} G_3 + K_4 \frac{\partial^2 G_4}{\partial z^2} + \frac{3}{2} k_2 G_2 - \Lambda_4 G_4 \qquad (1.2d)$$

où

G_i = probabilité d'avoir une particule du type i;

Λ = coefficient de lessivage par la pluie.

Indices:

1 = dioxyde de soufre sec;

2 = dioxyde de soufre humide;

3 = sulfate sec;

4 = sulfate humide.

Les conditions initiales sont:

$$G_1 (t = 0) = f_1 (1 - F_4)\ \delta (z - h) \qquad (1.3a)$$

$$G_2 (t = 0) = f_2 (1 - F_4)\ \delta (z - h) \qquad (1.3b)$$

$$G_3 (t = 0) = \frac{3}{2} f_1\ F_4\ \delta (z - h) \qquad (1.3c)$$

$$G_4\ (t = 0) = \frac{3}{2} f_2\ F_4\ \delta\ (z - h) \qquad (1.3d)$$

F_4 est la fraction du soufre émis directement en sulfate. La fonction δ de Dirac est définie ainsi:

$$\delta\ (z - h) = \infty \quad \text{si } z = h$$

$$\delta\ (z - h) = 0 \quad \text{si } z \neq h$$

Les conditions aux frontières sont:

$$\left.\frac{\partial G_i}{\partial z}\right|_{z = a} = 0 \qquad i = 1,\ 2,\ 3,\ 4 \qquad (1.4)$$

Cette condition assure qu'il n'y a aucun flux de soufre à travers la hauteur d'inversion. Les conditions frontières au sol sont:

$$\left.\frac{\partial G_i}{\partial z} - \frac{v_{gi}}{K_i} G_i\right|_{z = 0} = 0 \qquad i = 1,\ 2,\ 3,\ 4 \qquad (1.5)$$

On a utilisé ici le concept de vitesse de dépôt (v_g) qui permet une absorption partielle par le sol. Comme cas limites, nous avons: $v_g = 0$ qui implique une réflection totale par le sol avec une absorption nulle; $v_g = \infty$ implique une absorption totale par le sol.

1.2 Solution analytique

Le système d'équations (1.2) à (1.5) est trop complexe pour être résolu analytiquement de façon exacte. Cependant, on peut trouver une solution analytique si on suppose que le processus de dépôt humide peut se traiter séparément des autres. Dans ce cas là, nous avons les conditions (1.3), (1.4) et (1.5) à respecter et les équations suivantes à résoudre:

$$\frac{\partial G_1}{\partial t} = K_1 \frac{\partial^2 G_1}{\partial z^2} - k_1 G_1 \qquad (1.6a)$$

$$\frac{\partial G_2}{\partial t} = K_2 \frac{\partial^2 G_2}{\partial z^2} - k_2 G_2 \qquad (1.6b)$$

$$\frac{\partial G_3}{\partial t} = K_3 \frac{\partial^2 G_3}{\partial z^2} + \frac{3}{2} k_1 G_1 \qquad (1.6c)$$

$$\frac{\partial G_4}{\partial t} = K_4 \frac{\partial^2 G_4}{\partial z^2} + \frac{3}{2} k_2 G_2 \qquad (1.6d)$$

Ensuite, nous tiendrons compte de l'effet aléatoire de l'alternance entre les périodes sèches et humides.

Pour résoudre le système d'équations (1.6), on fait appel à la transformée de Laplace par rapport au temps (t) en utilisant p. Soit $\bar{G}_1 = \mathcal{L}\{G_1\}$ la transformée de Laplace de G_1 définie par:

$$\bar{G}_1 = \int_0^\infty e^{-pt} G_1 \, dt = \mathcal{L} \{G_1\} \tag{1.7}$$

Notons les propriétés suivantes de la transformée de Laplace qui s'avèrent très utiles:

$$\mathcal{L} \{aG_1\} = a \mathcal{L} \{G_1\} \tag{1.8a}$$

$$\mathcal{L} \left\{\frac{\partial^2 G_1}{\partial z^2}\right\} = \frac{\partial^2}{\partial z^2} \mathcal{L} \{G_1\} \tag{1.8b}$$

$$\mathcal{L} \left\{\frac{\partial G_1}{\partial t}\right\} = p \mathcal{L} \{G_1\} - G_1 \, (t = 0) \tag{1.8c}$$

$$\mathcal{L} \left\{\frac{\partial^2 G_1}{\partial t^2}\right\} = p^2 \mathcal{L} \{G_1\} - p \, G_1 \, (t = 0) - \left.\frac{\partial G_1}{\partial t}\right|_{t = 0} \tag{1.8d}$$

1.2.1 Solution analytique du modèle sec

1.2.1.1 Solution de l'équation (1.6a) pour G_1

L'équation (1.6a) s'écrit:

$$\frac{\partial G_1}{\partial t} = K_1 \frac{\partial^2 G_1}{\partial z^2} - k_1 G_1 \tag{1.6a}$$

En faisant appel aux transformées de Fourier et à l'équation (1.3b), cette équation peut se transformer:

$$\bar{pG}_1 - (1 - F_4)\ \delta\ (z - h) = K_1\ \frac{\partial^2 \bar{G}_1}{\partial z^2} - k_1\ \bar{G}_1 \qquad (1.9)$$

Soit $H_1 = \bar{G}_1$, la transformée de Laplace par rapport à z en utilisant m comme paramètre:

$$\bar{H}_1 = \int_0^\infty e^{-mz}\ \bar{G}_1\ dz \qquad (1.10)$$

L'équation (1.9) se transforme alors en:

$$\bar{H}_1 = \frac{(m + \frac{v_{g_1}}{K_1})\ H_1\ (z = 0) - \frac{(1 - F_4)}{K_1}\ e^{-mh}}{m^2 - (\frac{p + k_1}{K_1})} \qquad (1.11)$$

Soit:

$$\alpha^2 = - (\frac{p + k_1}{K_1}) \qquad (1.12)$$

$$p = - (\alpha^2\ K_1 + k_1) \qquad (1.13)$$

$$\alpha = \pm\ i\ (\frac{p + k_1}{K_1})^{\frac{1}{2}} \qquad (1.14)$$

$$\frac{d\alpha}{dp} = - \frac{1}{2\ K_1\ \alpha} \qquad (1.15)$$

Les deux premiers termes s'inversent à partir des tables de Carlslaw et Jaeger (1959) et l'équation (1.11) peut se réécrire:

$$H_1 = (\cos \alpha z + \frac{v_{g_1}}{K_1 \alpha} \sin \alpha z)\, H_1 (z = 0) - \frac{(1 - F_4)}{K_1} \int_0^\infty \frac{e^{m(z - h)}}{m^2 + \alpha^2} dm \quad (1.16)$$

Par le théorème des résidus, l'intégrale a des pôles à $m = \pm i \alpha$ et fournit finalement:

$$H_1 = (\cos \alpha z + \frac{v_{g_1}}{K_1 \alpha} \sin \alpha z)\, H_1 (z = 0) - \frac{(1 - F_4)}{K_1 \alpha} \sin \alpha (z - h) \quad (1.17)$$

Pour évaluer H_1 $(z = 0)$, utilisons la condition énoncée à l'équation (1.4) transformée de t en p:

$$\left. \frac{\partial H_1}{\partial z} \right| z = a = 0 \quad (1.18)$$

Évaluant cette dérivée de H_1 à partir de l'équation (1.17), on obtient finalement:

$$H_1 = \frac{(1 - F_4)}{K_1 \alpha} \left[\frac{(\cos \alpha z + \frac{v_{g_1}}{K_1 \alpha} \sin \alpha z) \cos \alpha (a - h)}{(- \sin \alpha a + \frac{v_{g_1}}{K_1 \alpha} \cos \alpha a)} - \sin \alpha (z - h) \right] \quad (1.19)$$

L'inversion de l'équation (1.19) par rapport à p, à l'aide du théorème des résidus, donne finalement:

$$G_1 = F_1 \sum_n b\,(\alpha_n) \cos \alpha_n\,(z - a)\, e^{-(K_1 \alpha_n^2 + k_1)\, t} \qquad (1.20)$$

où

$$F_1 = (1 - F_4)\,\frac{2}{a} \qquad (1.21)$$

$$\alpha_n\, a \tan \alpha_n\, a = \frac{v_{g_1}\, a}{K_1} \qquad (1.22)$$

$$b\,(\alpha_n) = \frac{\cos \alpha_n\,(h - a)}{1 + \dfrac{\sin 2\alpha_n\, a}{2\alpha_n\, a}} \qquad (1.23)$$

L'équation (1.22) est une équation transcendantale dont la solution pour α_n est présentée à l'annexe 1.A.

1.2.1.2 Solution de l'équation (1.6b) pour G_2

L'équation (1.6b) s'écrit:

$$\frac{\partial G_2}{\partial t} = K_2\, \frac{\partial^2 G_2}{\partial z^2} - k_2\, G_2 \qquad (1.6b)$$

La solution pour G_2 est similaire à celle de l'équation (1.20) et peut s'écrire:

$$G_2 = F_1 \sum_n b\,(\xi_n) \cos \xi_n\,(z - a)\, e^{-(K_2\, \xi_n^2 + k_2)\, t} \qquad (1.24)$$

où

$$\xi_n\, a \tan \xi_n\, a = \frac{v_{g_2}\, a}{K_2} \qquad (1.25)$$

1.2.1.3 Solution de l'équation (1.6c) pour G_3

L'équation (1.6c) s'écrit:

$$\frac{\partial G_3}{\partial t} = K_3 \frac{\partial^2 G_3}{\partial z^2} + \frac{3}{2} k_1 G_1 \qquad (1.6c)$$

En utilisant la solution de G_1 présentée à l'équation (1.20), on peut réécrire cette équation:

$$\frac{\partial G_3}{\partial t} = K_3 \frac{\partial^2 G_3}{\partial z^2} + K_3 F_3 \sum_n b\,(\alpha_n) \cos \alpha_n\,(z - a)\, e^{-(K_1\, \alpha_n^2 + k_1)\, t} \qquad (1.26)$$

où

$$F_3 = \frac{3}{2} k_1 \frac{F_1}{K_3} = \frac{3}{a} k_1\,(1 - F_4) \frac{1}{K_3} \qquad (1.27)$$

Prenant la transformée de Laplace de l'équation (1.26) par rapport à t:

$$p\,\bar{G}_3 - \frac{3}{2} F_4\,\delta(z-h) = K_3 \frac{\partial^2 \bar{G}_3}{\partial z^2} + K_3 F_3 \sum_n \frac{b(\alpha_n)\cos\alpha_n (z-a)}{K_1 \alpha_n^2 + k_1 + p} \qquad (1.28)$$

En prenant ensuite la transformée de Laplace par rapport à z et en notant $H_3 = \bar{G}_3$:

$$\bar{H}_3 = \frac{-\frac{3}{2}\frac{F_4}{K_3} e^{-hm} + \left(m + \frac{v_{g_3}}{K_3}\right) H_3(z=0) - F_3 \sum_n \frac{b(\alpha_n)(m\cos\alpha_n a + \alpha_n \sin\alpha_n a)}{(K_1\alpha_n^2 + k_1 + p)(m^2 + \alpha_n^2)}}{(m^2 + \beta^2)} \qquad (1.29)$$

où

$$\beta^2 = -\left(\frac{p}{K_3}\right) \qquad (1.30)$$

$$\beta = i\left(\frac{p}{K_3}\right)^{\frac{1}{2}} \qquad (1.31)$$

$$\frac{d\beta}{dp} = -\frac{1}{2K_3\beta} \qquad (1.32)$$

$$p = -K_3 \beta^2 \qquad (1.33)$$

En faisant appel aux méthodes de solution déjà utilisées pour l'obtention de H_1 à l'équation (1.19), on obtient:

$$H_3 = -\frac{3}{2}\frac{F_4}{K_3\,\beta}\sin\beta(z-h) + \left(\cos\beta z + \frac{v_{g_3}}{K_3\,\beta}\sin\beta z\right) x$$

$$x\left[\frac{3}{2}\frac{F_4}{K_3}\cos\beta(a-h) + F_3\sum_n \frac{b(\alpha_n)}{(K_1\,\alpha_n^2 + k_1 + p)(\alpha_n^2 - \beta^2)}\right.$$

$$\left. x\ (-\beta\cos\alpha_n a\sin\beta a + \alpha_n a\cos\beta a)\right]$$

$$\div\left(-\beta\sin\beta a + \frac{v_{g_3}}{K_3}\cos\beta a\right) - F_3\sum_n \frac{b(\alpha_n)}{K_1\,\alpha_n^2 + k_1 + p}$$

$$x\frac{1}{(\alpha_n^2 - \beta^2)}\left[\cos\alpha_n a\cos\beta z + \frac{\alpha_n}{\beta}\sin\alpha_n a\sin\beta z - \cos\alpha_n(z-a)\right] \qquad (1.34)$$

L'inversion de l'équation (1.34) est laborieuse et cède finalement:

$$G_3 = S_3\sum_m b(\beta_m)\cos\beta_m(z-a)\,e^{-K_3\beta_m^2 t}$$

$$+ F_3 \sum_n b(\alpha_n) \frac{\left(\cos \alpha_n (z-a) - \cos \gamma_n (z-a) \frac{\varepsilon(\alpha_n)}{\varepsilon(\gamma_n)}\right) e^{-(K_1 \alpha_n^2 + k_1) t}}{\alpha_n^2 - \gamma_n^2}$$

$$- C_3 \sum_m \frac{\cos \beta_m a \cos \beta_m (z-a) e^{-(K_3 \beta_m^2 t)}}{\left(1 + \frac{\sin 2\beta_m a}{2\beta_m a}\right)} \sum_n \frac{b(\alpha_n)\, \varepsilon(\alpha_n)}{(\beta_m^2 - \gamma_n^2)(\alpha_n^2 - \beta_n^2)} \qquad (1.35)$$

où

$$F_3 = \frac{3}{a} k_1 (1 - F_4) \frac{1}{K_3} \qquad (1.36)$$

$$S_3 = \frac{3 F_4}{a} \qquad (1.37)$$

$$C_3 = \frac{2 F_3}{a} = \frac{6}{a^2} k_1 (1 - F_4) \frac{1}{K_3} \qquad (1.38)$$

$$\beta_m a \tan \beta_m a = \frac{v_{g_3} a}{K_3} \qquad (1.39)$$

$$\gamma_n = \left[\frac{K_1 \alpha_n^2 + k_1}{K_3}\right]^{\frac{1}{2}} \qquad (1.40)$$

$$\varepsilon(\alpha_n) = \alpha_n \sin \alpha_n a - \frac{v_{g_3}}{K_3} \cos \alpha_n a \qquad (1.41)$$

$$\alpha_n a \tan \alpha_n a = \frac{v_{g_1} a}{K_1} \tag{1.42}$$

$$b(\alpha_n) = \frac{\cos \alpha_n (h - a)}{1 + \frac{\sin 2 \alpha_n a}{2 \alpha_n a}} \tag{1.43}$$

Dans le cas spécial où on a simultanément:

$v_{g_1} = v_{g_3}$ et $K_1 = K_3$, alors:

$$G_3 = \sum_{n} \frac{3}{a} b(\beta_n) \cos \beta_m (z - a) e^{-K_1 \beta_m^2 t}$$

$$x (F_4 + (1 - F_4)(1 - e^{-k_1 t})) \tag{1.44}$$

1.2.1.4 Solution de l'équation (1.6d) pour G_4

L'équation (1.6d) s'écrit:

$$\frac{\partial G_4}{\partial t} = K_4 \frac{\partial^2 G_4}{\partial z^2} + \frac{3}{2} k_2 G_2 \tag{1.6d}$$

Sa solution est similaire à la précédente:

$$G_4 = S_3 \sum_{m} b(\zeta_m) \cos \zeta_m (z - a) e^{-K_4 \zeta_m^2 t}$$

$$+ F_3 \sum_n b(\xi_n) \frac{\left(\cos \xi_n (z-a) - \cos \psi_n (z-a) \frac{\varepsilon(\xi_n)}{\varepsilon(\psi_n)}\right) e^{-(K_2 \xi_n^2 + k_2) t}}{\xi_n^2 - \psi_n^2}$$

$$- C_3 \sum_m \frac{\cos \zeta_m a \cos \zeta_m (z-a) e^{-K_4 \zeta_m^2 t}}{\sin 2\zeta_m a \left(1 + \frac{}{2\zeta_m a}\right)} \sum_n \frac{b(\xi_n)\, \varepsilon(\xi_n)}{(\zeta_m^2 - \psi_n^2)(\xi_n^2 - \zeta_m^2)} \qquad (1.45)$$

où

$$\zeta_m a \tan \zeta_m a = \frac{v_{g_4} a}{K_4} \qquad (1.46)$$

$$\psi_n = \left[\frac{K_2 \xi_n^2 + k_2}{K_4}\right]^{\frac{1}{2}} \qquad (1.47)$$

1.2.2 Solution analytique incluant l'effet aléatoire de la pluie

On a déjà fait l'hypothèse qu'il y a indépendance entre le processus de déposition humide et les autres processus. On suppose maintenant que la distribution cumulative des périodes sèches ou humides est exponentielle (Rodhe et Grandell, 1972) et que le taux de transformation d'un type de particule en un autre est inversement proportionnel à la longueur moyenne des périodes. Soit P_i la probabilité d'avoir une particule du type i. Le système d'équation (1.2) peut alors se réécrire:

$$\frac{\partial P_1}{\partial t} = -\frac{1}{t_1} P_1 + \frac{1}{t_2} P_2 \qquad (1.48a)$$

$$\frac{\partial P_2}{\partial t} = -\frac{1}{t_2} P_2 + \frac{1}{t_1} P_1 - \Lambda_2 P_2 \qquad (1.48b)$$

$$\frac{\partial P_3}{\partial t} = -\frac{1}{t_1} P_3 + \frac{1}{t_2} P_4 \qquad (1.48c)$$

$$\frac{\partial P_4}{\partial t} = -\frac{1}{t_2} P_4 + \frac{1}{t_1} P_3 - \Lambda_4 P_4 \qquad (1.48d)$$

où

Λ_2 = taux de lessivage du SO_2;

Λ_4 = taux de lessivage du SO_4.

Les conditions initiales sont:

$$P_1 (t = 0) = f_1 = \frac{t_1}{t_1 + t_2} = P_3 (t = 0) \qquad (1.49a)$$

$$P_2 (t = 0) = f_2 = \frac{t_2}{t_1 + t_2} = P_4 (t = 0) \qquad (1.49b)$$

Solutionnons d'abord les équations (1.48a) et (1.48b) en supposant une solution du type:

$$P_1 = \sum_{i=1}^{2} A_{1_i} e^{E_i t} \qquad (1.50a)$$

$$P_2 = \sum_{i=1}^{2} A_{2_i} e^{E_i t} \qquad (1.50b)$$

Introduisant cette solution dans le système d'équations (1.48), on peut obtenir avec l'aide des conditions initiales:

$$2 E_{1,2} = - (\Lambda_2 + \frac{1}{t_1} + \frac{1}{t_2}) \pm \left[(\Lambda_2 + \frac{1}{t_1} + \frac{1}{t_2})^2 - 4 \frac{\Lambda_2}{t_1} \right]^{\frac{1}{2}} \qquad (1.51)$$

$$A_{11} = \frac{f_1 E_2}{E_2 - E_1} \qquad (1.52a)$$

$$A_{12} = - \frac{f_1 E_1}{E_2 - E_1} \qquad (1.52b)$$

$$A_{21} = \frac{f_2 (E_2 + \Lambda_2)}{E_2 - E_1} \qquad (1.52c)$$

$$A_{22} = - \frac{f_2 (E_1 + \Lambda_2)}{E_2 - E_1} \qquad (1.52d)$$

D'où

$$P_1 = \frac{f_1}{E_2 - E_1} (E_2 e^{E_1 t} - E_1 e^{E_2 t}) \qquad (1.53a)$$

$$P_2 = \frac{f_2}{E_2 - E_1} ((E_2 + \Lambda_2) e^{E_1 t} - (E_1 + \Lambda_2) e^{E_2 t}) \qquad (1.53b)$$

Pour le SO_4 des expressions similaires peuvent être obtenues:

$$P_3 = \frac{f_1}{E_4 - E_3} (E_4 e^{E_3 t} - E_3 e^{E_4 t}) \qquad (1.53c)$$

$$P_4 = \frac{f_2}{E_4 - E_3} ((E_4 + \Lambda_4) e^{E_3 t} - (E_3 + \Lambda_4) e^{E_4 t}) \qquad (1.53d)$$

$$2 E_{3,4} = - (\Lambda_4 + \frac{1}{t_1} + \frac{1}{t_2}) \pm \left[(\Lambda_4 + \frac{1}{t_1} + \frac{1}{t_2})^2 - \frac{4\Lambda_4}{t_1} \right]^{\frac{1}{2}} \qquad (1.54)$$

Si on combine les résultats obtenus dans cette section avec ceux de la section précédente, on arrive aux formules suivantes basées sur le produit des probabilités qui sont supposées uniformes sur la région étudiée. Si on tient compte de paramètres différents lors des périodes sèches et humides, nous avons:

$$G_1 = F_1 P_1 \Sigma b(\alpha_n) \cos \alpha_n (z - a) e^{-(K_1 \alpha_n^2 + k_1) t} \qquad (1.55a)$$

$$G_2 = F_1 P_2 \Sigma b (\xi_n) \cos \xi_n (z - a) e^{-(K_2 \xi_n^2 + k_2) t} \qquad (1.55b)$$

$$G_3 = P_3 \quad S_3 \sum_m b (\beta_m) \cos \beta_m (z - a) e^{-K_3 \beta_m^2 t}$$

$$+ F_3 \sum_n b (\alpha_n) \frac{(\cos \alpha_n (z - a) - \cos \gamma_n (z - a) \frac{\varepsilon (\alpha_n)}{\varepsilon (\gamma_n)}) e^{-(K_1 \alpha_n^2 + k_1) t}}{\alpha_n^2 - \gamma_n^2}$$

$$- C_3 \sum_m \frac{\cos \beta_m a \cos \beta_m (z - a) \, e^{-(K_3 \beta_m^2 t)}}{\left(1 + \frac{\sin 2\beta_m a}{2\beta_m a}\right)} \sum_n \frac{b(\alpha_n) \, \varepsilon(\alpha_n)}{(\beta_m^2 - \gamma_n^2)(\alpha_n^2 - \beta_m^2)}$$

(1.55c)

$$G_4 = P_4 \quad S_3 \sum_m b(\zeta_m) \cos \zeta_m (z - a) \, e^{-K_4 \zeta_m^2 t}$$

$$+ F_3 \sum_n b(\xi_n) \frac{\left(\cos \xi_n (z - a) - \cos \psi_n (z - a) \frac{\varepsilon(\xi_n)}{\varepsilon(\psi_n)}\right) e^{-(K_2 \xi_n^2 + k_2) t}}{\xi_n^2 - \psi_n^2}$$

$$- C_3 \sum_m \frac{\cos \zeta_m a \cos \zeta_m (z - a) \, e^{-K_4 \zeta_m^2 t}}{\left(1 + \frac{\sin 2\zeta_m a}{2\zeta_m a}\right)} \sum_n \frac{b(\xi_n) \, \varepsilon(\xi_n)}{(\zeta_m^2 - \psi_n^2)(\xi_n^2 - \zeta_m^2)}$$

(1.55d)

1.3 Modèle à deux dimensions

Nous avons obtenu dans la section précédente l'évolution temporelle de la pollution émise par une source ponctuelle dans la couche limite. On transforme maintenant le temps (t) en distance (r) en supposant un vent d'advection constant (u).

$$r = u \, t \tag{1.56}$$

On suppose que la pollution diffuse radialement à partir d'une source ponctuelle située au centre d'un cercle de rayon r. La surface (S) contenue dans un anneau de largeur dr à une distance r de la source est:

$$S = \pi (r + dr)^2 - \pi r^2 \cong 2\pi r\, dr \qquad (1.57)$$

où l'on a négligé les termes en $(dr)^2$. La quantité de pollution émise dans un temps dt est:

$$Q\, dt = Q \frac{dr}{u} \qquad (1.58)$$

où Q = intensité de la source.

La concentration (C) de la pollution uniformément répartie dans l'anneau devient:

$$C = \frac{Q\, dr/u}{2\pi r\, dr} = \frac{Q}{2\pi r\, u} \qquad (1.59)$$

Si on tient compte des transformations chimiques, des pertes et de la hauteur de la source, on doit alors multiplier C par G. De plus, si on tient compte de la rose des vents, on attribuera aux vents une probabilité proportionnelle à leur fréquence dans chacune des directions.

$$C_i = \frac{Q}{2\pi r\, u} G_i\, F(\Theta) \qquad i = 1, 4 \qquad (1.60)$$

où $F(\Theta)$ = rapport entre la fréquence avec laquelle le vent souffle dans une direction Θ donnée par rapport à celle qu'elle aurait si toutes les directions étaient équiprobables.

Une façon d'améliorer le modèle est d'utiliser les statistiques sur les trajectoires. L'utilisation de la rose des vents suppose des trajectoires rectilignes entre la source et le récepteur. Cette hypothèse est possiblement valable jusqu'à une centaine de kilomètres, mais elle devient invalide pour des distances supérieures à 500 km. Nous allons donc calculer le nombre de trajectoires entre la source et la région réceptrice:

$$F(\Theta) = \frac{n/N}{\Theta/2\pi} \qquad (1.61)$$

où

Θ = angle en radians de la région réceptrice vue de la source;
n = nombre de trajectoires atteignant la région réceptrice;
N = nombre total de trajectoires.

Dans le chapitre 3 nous discuterons du calcul des trajectoires.

1.4 Calcul des dépôts

Nous élaborons dans cette section les équations qui servent au calcul des dépôts secs et humides. Soit:

t = temps de parcours moyen entre la source et le récepteur;

Δt = intervalle de temps pendant lequel on mesure les dépôts;

u = vitesse moyenne;

$D_i\ (t, \Delta t)$ = dépôts secs dans l'intervalle Δt à une distance $d = ut$ de la source;

$W_i\ (t, \Delta t)$ = dépôts humides dans l'intervalle Δt à une distance $d = ut$ de la source.

La formule pour les dépôts humides est la suivante:

$$\frac{\partial G_i}{\partial t} = \Lambda_i\ G_i \tag{1.62}$$

En termes de différences finies, celle-ci devient:

$$\frac{W_i\ (t, \Delta t, z)}{\Delta t} = +\ \Lambda_i\ G_i\ (t, z) \tag{1.63}$$

Le signe positif provient de ce qu'une baisse de concentration produit un dépôt positif. Intégrant cette expression entre $z = 0$ et $z = a$, on obtient:

$$W_i\ (t, \Delta t) = \int_0^a W_i\ (t, \Delta t, z)\ d\ z \tag{1.64}$$

$$W_2\ (t, \Delta t) = \Lambda_2\ \Delta t\ F_1\ P_2\ \Sigma\ b\ (\xi_n)\ \frac{\sin\ \xi_n a}{\xi_n}\ e^{-(K_2 \xi_n^2 + k_2)\ t} \tag{1.65}$$

$$W_4\ (t, \Delta t) = \Lambda_4\ \Delta t\ P_4\ x\ \{S_3 \sum_m b\ (\zeta_m)\ \frac{\sin\ \zeta_m a}{\zeta_m}\ e^{-K_4\ \zeta_m^2\ t}$$

$$+ F_3 \sum_n b\ (\xi_n)\ \frac{(\frac{\sin\ \xi_n a}{\xi_n} - \frac{\sin\ \psi_n a}{\psi_n}\ \frac{\varepsilon\ (\xi_n)}{\varepsilon\ (\psi_n)})}{\xi_n^2 - \psi_n^2}\ e^{-(K_2\ \xi_n^2 + k_2)\ t}$$

$$- C_3 \sum_m \frac{\cos\ \zeta_m a\ \sin\ \zeta_m a}{\zeta_m\ (1 + \frac{\sin\ 2\zeta_m a}{2\zeta_m a})}\ e^{-K_4\ \zeta_n^2\ t}\ \sum_n \frac{b\ (\xi_n)\ \varepsilon\ (\xi_n)}{(\zeta_m^2 - \psi_n^2)\ (\xi_n^2 - \zeta_m^2)}\} \quad (1.66)$$

La formule pour les dépôts secs est:

$$\frac{\partial G_i}{\partial t} = K_i\ \frac{\partial^2 G_i}{\partial z^2} \quad (1.67)$$

Ou, plus généralement:

$$\frac{\partial G_i}{\partial t} = \frac{\partial}{\partial z}\ (K_i\ \frac{\partial G_i}{\partial z}) \quad (1.68)$$

En termes de différences finies:

$$\frac{D_i\ (t, \Delta t, z)}{\Delta t} = -\ \frac{\partial}{\partial z}\ (K_i\ \frac{\partial G_i}{\partial z}) \quad (1.69)$$

Intégrant par rapport à z entre z = 0 et z = a:

$$D_i\ (t, \Delta t) = -\ \Delta t \left[(K_i \frac{\partial G_i}{\partial z}) \Big|_{z = a} - (K_i \frac{\partial G_i}{\partial z}) \Big|_{z = 0} \right] \quad (1.70)$$

En utilisant les conditions aux frontières,

$$D_i\ (t, \Delta t) = \Delta t\ v_{g_i}\ G_i \Big|_{z = 0} \quad (1.71)$$

$$D_1\ (t, \Delta t) = \Delta t\ v_{g_1}\ F_1\ P_1 \sum_n b\ (\alpha_n) \cos \alpha_n a\ e^{-(K_1\ \alpha_n^2 + k_1)\ t} \quad (1.72a)$$

$$D_2\ (t, \Delta t) = \Delta t\ v_{g_2}\ F_1\ P_2 \sum_n b\ (\xi_n) \cos \xi_n a\ e^{-(K_1\ \xi_n^2 + k_2)\ t} \quad (1.72b)$$

$$D_3\ (t, \Delta t) = \Delta t\ v_{g_3}\ P_3 \{ S_3 \sum_m b\ (\beta_m) \cos \beta_m a\ e^{-K_3\ \beta_m^2\ t}$$

$$+ F_3 \sum_n b\ (\alpha_n) \frac{(\cos \alpha_n a - \cos \gamma_n a \frac{\varepsilon\ (\alpha_n)}{\varepsilon\ (\gamma_n)})\ e^{-(K_1\ \alpha_n^2 + k_1)\ t}}{\alpha_n^2 - \gamma_n^2}$$

$$- C_3 \sum_m \frac{\cos^2 \beta_m a\ e^{-(K_3\ \beta_m^2 a\ t)}}{(1 + \frac{\sin 2\beta_m a}{2\beta_m a})} \sum_n \frac{b\ (\alpha_n)\ \varepsilon\ (\alpha_n)}{(\beta_m^2 - \gamma_n^2)\ (\alpha_n^2 - \beta_m^2)} \} \quad (1.72c)$$

$$D_4(t,\Delta t) = \Delta t\, v_{g_4} P_4 \{S_3 \sum_m b(\zeta_m) \cos \zeta_m a\, e^{-K_4 \zeta_m^2 t}$$

$$+ F_3 \sum_n b(\xi_n) \frac{(\cos \xi_n a - \cos \psi_n a \frac{\varepsilon(\xi_n)}{\varepsilon(\psi_n)})\, e^{-(K_2 \xi_n^2 + k_2) t}}{\xi_n^2 - \psi_n^2}$$

$$- C_3 \sum_m \frac{\cos^2 \zeta_m a\, e^{-(K_4 \zeta_m^2 t)}}{(1 + \frac{\sin 2\zeta_m a}{2\zeta_m a})} \sum_n \frac{b(\xi_n)\, \varepsilon(\xi_n)}{(\zeta_m^2 - \psi_n^2)(\xi_n^2 - \zeta_m^2)} \qquad (1.72d)$$

1.5 Solution numérique

On peut résoudre numériquement le système d'équation (1.2) à (1.5). Une grille linéaire exige toutefois plusieurs centaines de points de grille afin de produire des valeurs acceptables de concentration près du sol. Par ailleurs, une grille log-linéaire est particulièrement bien adaptée à nos besoins: elle est presque logarithmique dans les basses couches, ce qui nous fournit une bonne résolution près du sol; elle devient presque linéaire aux niveaux supérieurs où les gradients dans la concentration des polluants sont moins prononcés. La transformation suivante, appliquée avec succès par Lelièvre (1976) pour solutionner un modèle complexe de la couche limite sera donc appliquée:

$$\zeta = AC \{\frac{1}{k_0} \ln((z + z_0)/z_0) + z/l_0\} \qquad (1.73)$$

où

ζ = ordonnée log-linéaire;

z = ordonnée linéaire avec origine à z_0;

z_0 = hauteur de rugosité;

k_0 = constante de von Karman = 0,4;

AC et l_0 = constantes arbitraires définies par les énoncés suivants:

- ζ_{max} = (nombre de points de grille) - 1;
- a = hauteur de la couche limite comprise entre $\zeta = \frac{1}{2}$ et $\zeta = \zeta_{max} - 1$;
- la source est exactement au point de grille $\zeta = H$.

La méthode utilisée pour solutionner l'équation (1.73) afin d'obtenir les valeurs de z correspondant aux valeurs entières de ζ est décrite à l'annexe 1.B.

Sachant que l'on peut écrire:

$$\frac{\partial \zeta}{\partial z} = AC \left[\frac{1}{k_0 (z + z_0)}\right] + \frac{1}{l_0} \tag{1.74}$$

$$\frac{\partial G_i}{\partial z} = \frac{\partial G_i}{\partial \zeta} \frac{\partial \zeta}{\partial z} \tag{1.75}$$

$$\frac{\partial}{\partial z} \left(K \frac{\partial G}{\partial z}\right) = \left(\frac{\partial}{\partial \zeta} \left(K \frac{\partial G}{\partial \zeta} \frac{\partial \zeta}{\partial z}\right)\right) \frac{\partial \zeta}{\partial z} \tag{1.76}$$

Il est possible de transformer les équations (1.2) à (1.5) afin de les exprimer selon des ordonnées log-linéaires.

$$\frac{\partial G_1}{\partial t} = -\frac{1}{t_1} G_1 + \frac{1}{t_2} G_2 - k_1 G_1 + \left(\frac{\partial}{\partial \zeta}\left(K_1 \frac{\partial G_1}{\partial \zeta} \frac{\partial \zeta}{\partial z}\right)\right) \frac{\partial \zeta}{\partial z} \qquad (1.77a)$$

$$\frac{\partial G_2}{\partial t} = -\frac{1}{t_2} G_2 + \frac{1}{t_1} G_1 - k_2 G_2 + \left(\frac{\partial}{\partial \zeta}\left(K_2 \frac{\partial G_2}{\partial \zeta} \frac{\partial \zeta}{\partial z}\right)\right) \frac{\partial \zeta}{\partial z} - \Lambda_2 G_2 \qquad (1.77b)$$

$$\frac{\partial G_3}{\partial t} = -\frac{1}{t_1} G_3 + \frac{1}{t_2} G_4 + \frac{3}{2} k_1 G_1 + \left(\frac{\partial}{\partial \zeta}\left(K_3 \frac{\partial G_3}{\partial \zeta} \frac{\partial \zeta}{\partial z}\right)\right) \frac{\partial \zeta}{\partial z} \qquad (1.77c)$$

$$\frac{\partial G_4}{\partial t} = -\frac{1}{t_2} G_4 + \frac{1}{t_1} G_3 - \Lambda_4 G_4 + \frac{3}{2} k_2 G_2 + \left(\frac{\partial}{\partial \zeta}\left(K_4 \frac{\partial G_4}{\partial \zeta} \frac{\partial \zeta}{\partial z}\right)\right) \frac{\partial \zeta}{\partial z} \qquad (1.77d)$$

Les conditions initiales sont:

$$G_1 (t = 0) = f_1 (1 - F_4)\ \delta(\zeta - \zeta_h) \qquad (1.78a)$$

$$G_2 (t = 0) = f_2 (1 - F_4)\ \delta(\zeta - \zeta_h) \qquad (1.78b)$$

$$G_3 (t = 0) = f_1 F_4\ \delta(\zeta - \zeta_h) \qquad (1.78c)$$

$$G_4 (t = 0) = f_2 F_4\ \delta(\zeta - \zeta_h) \qquad (1.78d)$$

où

ζ_h = hauteur à laquelle se trouve la source.

Les conditions aux frontières deviennent:

$$\left.\frac{\partial G_1}{\partial \zeta}\right|_{\zeta = \zeta_{max}} = 0 \qquad i = 1, 2, 3, 4 \qquad (1.79)$$

$$\left.\left(\frac{\partial G_i}{\partial \zeta}\frac{\partial \zeta}{\partial z} - \frac{V_{g_i}}{K_i} G_i\right)\right|_{\zeta = 0} = 0 \qquad i = 1, 2, 3, 4 \qquad (1.80)$$

Maintenant, il faut transformer les équations (1.77) à (1.80) en différences finies. La méthode implicite de Crank-Nicholson qui a l'avantage d'être stable numériquement et centrée dans le temps sera utilisée pour ce faire. Dans cette méthode, on calcule la moyenne des variables à deux pas de temps successifs de sorte que:

$$G = \frac{1}{2}\,(G\,(n+1,j) + G\,(n,j)) \qquad (1.81)$$

$$\frac{\partial G}{\partial t} = \frac{1}{\Delta t}\,(G\,(n+1,j) - G\,(n,j)) \qquad (1.82)$$

$$\left(\frac{\partial}{\partial \zeta}\left(K\,\frac{\partial G}{\partial \zeta}\frac{\partial \zeta}{\partial z}\right)\right)\frac{\partial \zeta}{\partial z} = \frac{1}{2}\left\{\frac{\partial \zeta}{\partial z}\,(j+1/2)\,K\,(j+1/2)\,[G\,(n+1,j+1)\right.$$

$$+ G\,(n,j+1) - G\,(n+1,j) - G\,(n,j)] - \frac{\partial \zeta}{\partial z}\,(j-1/2)\,K\,(j-1/2)$$

$$\left.[G\,(n+1,j) + G\,(n,j) - G\,(n+1,j-1) - G\,(n,\,j-1)]\right\}\frac{\partial \zeta}{\partial z}\,(j) \qquad (1.83)$$

où

n = indice du temps;

j = indice d'un des points de la maille verticale = $\zeta + 1$;

Δt = pas de temps;

$\Delta \zeta$ = 1, distance entre deux points de grille.

1.5.1 Modèle à une dimension

Deux matrices G et S de dimensions (2N x 1) doivent être résolues:

$$AG = C \tag{1.84}$$

$$BS = D \tag{1.85}$$

où

$$\underset{(2N \times 1)}{C} = \begin{bmatrix} C(1) = 0 \\ C(j) = a_1 G_1(n,j) + \beta_1 (j + 1/2) G_1(n,j+1) \\ \qquad + \beta_1 (j - 1/2) G_1(n,j-1) + \dfrac{1}{2t_2} G_2(n,j) \\ C(N) = 0 \\ C(N+1) = 0 \\ C(j+N) = a_2 G_2(n,j) + \beta_2 (j + 1/2) G_2(n,j+1) \\ \qquad + \beta_2 (j - 1/2) G_2(n,j-1) + \dfrac{1}{2t_1} G_1(n,j) \\ C(2N) = 0 \end{bmatrix} \tag{1.86}$$

$$
\underset{(2N \times 1)}{D} =
\begin{bmatrix}
D(1) = 0 \\
D(j) = a_3 G_3(n,j) + \beta_3 (j - 1/2)\, G_3(n,j-1) + \beta_3 (j + 1/2) \\
G_3(n, j+1) + \frac{1}{2t_2} G_4(n,j) + 3/4\, k_1 [G_1(n+1,j) + G_1(n,j) \\
D(N) = 0 \\
D(N+1) = 0 \\
D(j+N) = a_4 G_4(n,j) + \beta_4 (j - 1/2)\, G_4(n,j-1) \\
+ \beta_4 (j + 1/2)\, G_4(n,j+1) + \frac{1}{2t_1} G_3(n,j) \\
+ 3/4\, k_2 [G_2(n,j) + G_2(n+1,j)] \\
D(2N) = 0
\end{bmatrix}
\tag{1.87}
$$

$$
\underset{(2N \times 2N)}{A} =
\begin{bmatrix}
\alpha_1 & -\beta_1(3/2) & 0 & 0 & 0 & 0 & 0 & 0 \\
-\beta_1(3/2) & \ell_1(j) & -\beta_1(j+1/2) & 0 & 0 & -\frac{1}{2t_2} & 0 & 0 \\
0 & -\beta_1(j-1/2) & \ell_1(j) & -\beta_1(j+1/2) & 0 & 0 & -\frac{1}{2t_2} & 0 \\
0 & 0 & -\beta_1(N-1/2) & +\beta_1(N-1/2) & 0 & 0 & 0 & 0 \\
0 & 0 & 0 & 0 & \alpha_2 & -\beta_2(3/2) & 0 & 0 \\
0 & -\frac{1}{2t_1} & 0 & 0 & -\beta_2(3/2) & \ell_2(j) & -\beta_2(j+1/2) & 0 \\
0 & 0 & -\frac{1}{2t_1} & 0 & 0 & -\beta_2(j-1/2) & \ell_2(j) & -\beta_2(j+1/2) \\
0 & 0 & 0 & 0 & 0 & 0 & -\beta_2(N-1/2) & +\beta_2(N-1/2)
\end{bmatrix}
\tag{1.88}
$$

Notons que l'indice de rangée j varie de 1 à N dans les moitiés inférieures et supérieures des matrices.

$$
B_{(2N \times 2N)} =
\begin{vmatrix}
\alpha_3 & -\beta_3(3/2) & 0 & 0 & 0 & 0 & 0 & 0 \\
-\beta_3(3/2) & \ell_3(j) & -\beta_3(j+1/2) & 0 & 0 & -\frac{1}{2t_2} & 0 & 0 \\
0 & -\beta_3(j-1/2) & \ell_3(j) & -\beta_3(j+1/2) & 0 & 0 & -\frac{1}{2t_2} & 0 \\
0 & 0 & -\beta_3(N-1/2) & +\beta_3(N-1/2) & 0 & 0 & 0 & 0 \\
0 & 0 & 0 & 0 & \alpha_4 & -\beta_4(3/2) & 0 & 0 \\
0 & -\frac{1}{2t_1} & 0 & 0 & -\beta_4(3/2) & \ell_4(j) & -\beta_4(j+1/2) & 0 \\
0 & 0 & -\frac{1}{2t_1} & 0 & 0 & -\beta_4(j-1/2) & \ell_4(j) & -\beta_4(j+1/2) \\
0 & 0 & 0 & 0 & 0 & 0 & -\beta_4(N-1/2) & +\beta_4(N-1/2)
\end{vmatrix}
\tag{1.89}
$$

$$
G_{(2N \times 1)} =
\begin{bmatrix}
G(1) = G_1(1) \\
G(N) = G_1(N) \\
G(N+1) = G_2(1) \\
G(2N) = G_2(N)
\end{bmatrix}
\tag{1.90}
$$

$$
S_{(2N \times 1)} =
\begin{bmatrix}
S(1) = G_3(1) \\
S(N) = G_3(N) \\
S(N+1) = G_4(1) \\
S(2N) = G_4(N)
\end{bmatrix}
\tag{1.91}
$$

en posant:

$$a_1 = \frac{1}{\Delta t} - \frac{1}{2t_1} - (\beta_1 (j + 1/2) + \beta_1 (j - 1/2)) - \frac{1}{2} k_1 \qquad (1.92a)$$

$$a_2 = \frac{1}{\Delta t} - \frac{1}{2t_2} - (\beta_2 (j + 1/2) - \beta_2 (j - 1/2)) - \frac{1}{2} k_2 - \frac{1}{2} \Lambda_2 \qquad (1.92b)$$

$$a_3 = \frac{1}{\Delta t} - \frac{1}{2t_1} - (\beta_3 (j + 1/2) - \beta_3 (j - 1/2)) \qquad (1.92c)$$

$$a_4 = \frac{1}{\Delta t} - \frac{1}{2t_2} - (\beta_4 (j + \frac{1}{2}) - \beta_4 (j - \frac{1}{2})) - \frac{\Lambda_4}{2} \qquad (1.92d)$$

$$\beta_i (j \pm 1/2) = \frac{1}{2} K_i (j \pm \frac{1}{2}) - \frac{\partial \zeta}{\partial z} (j) \frac{\partial \zeta}{\partial z} (j \pm \frac{1}{2}) \qquad (1.93)$$

$$\ell_1 = \frac{1}{\Delta t} + \frac{1}{2t_1} + \frac{k_1}{2} + (\beta_1 (j + \frac{1}{2}) + \beta_1 (j - \frac{1}{2})) \qquad (1.94a)$$

$$\ell_2 = \frac{1}{\Delta t} + \frac{1}{2t_2} + \frac{k_2}{2} + (\beta_2 (j + \frac{1}{2}) + \beta_2 (j - \frac{1}{2})) + \frac{\Lambda_2}{2} \qquad (1.94b)$$

$$\ell_3 = \frac{1}{\Delta t} + \frac{1}{2t_1} + (\beta_3 (j + \frac{1}{2}) + \beta_3 (j - \frac{1}{2})) \qquad (1.94c)$$

$$\ell_4 = \frac{1}{\Delta t} + \frac{1}{2t_2} + (\beta_4 (j + \frac{1}{2}) + \beta_4 (j - \frac{1}{2})) + \frac{\Lambda_4}{2} \qquad (1.94d)$$

$$\alpha_i = \beta_i \, (3/2) \, \frac{1 + \dfrac{v_{g_i}}{2 K_i \, (3/2) \dfrac{\partial \zeta}{\partial z} \, (3/2)}}{1 - \dfrac{v_{g_i}}{2 K_i \, (3/2) \dfrac{\partial \zeta}{\partial z} \, (3/2)}} \qquad (1.95)$$

où i = 1, 2, 3, 4

1.5.2 Conditions de stabilité et de convergence

Une analyse de la stabilité numérique des équations (1.77) nous révèle qu'elles sont absolument stables dans le temps, quel que soit Δt. Cependant, certaines restrictions sur Δt doivent être satisfaites, si on désire prévenir soit un mauvais calcul de la diffusion soit des oscillations numériques.

En effet, un pas de temps trop long sous-estime la diffusion. Afin de prévenir ce phénomène, il faut s'assurer que la condition approximative suivante est satisfaite partout:

$$\Delta t < \left| \frac{G_i \, (n+1,j) - G_i \, (n,j)}{K_i \, (j) \dfrac{\partial \zeta}{\partial z} \, (j) \, (G_i \, (n,j+1) + G_i \, (n,j-1) - 2G_i \, (n,j))} \right| \qquad (1.96)$$

Les oscillations près de la hauteur de la source ne devraient pas apparaître si:

$$\Delta t < \left| \frac{1}{\frac{K_i\ (j)}{(\Delta z)^2} + (k_i + \frac{1}{t_i} + \Lambda_i)\ /2} \right| \qquad (1.97)$$

pour i = 1, 2, 3, 4

1.5.3 Modèle à deux dimensions

Utilisant les résultats de la section (1.4), on peut écrire:

$$C_i\ (n,j) = \frac{Q}{2\pi r\ (n)\ u}\ G_i\ (n,j)\ F\ (\Theta) \qquad (1.98)$$

où

$r\ (n) = u\ t\ (n) = u\ (t_0 + (n - 1)\ \Delta t)$;

t_0 = temps initial = 0.

1.6 Solution retenue

Les sections précédentes présentent les hypothèses et méthodes de solution analytique et numérique du système d'équations différentielles de

base. Chaque solution a ses avantages et ses inconvénients. La solution analytique fournit des valeurs exactes des variables considérées pour tout temps t après l'émission, alors que la solution numérique conduit à des valeurs approximatives, selon un procédé de calcul itératif. Par ailleurs, si l'on choisit la solution analytique, on doit poser l'hypothèse d'indépendance entre le processus de retombée humide et les autres processus considérés dans le modèle, alors que pour la solution numérique cette hypothèse n'a pas à être formulée.

Une version analytique et une version numérique du modèle ont donc été préparées pour étudier le cas où seules les retombées sèches sont considérées. Cette comparaison avait pour but de vérifier la précision de la version numérique. Les concentrations de SO_2 simulées à l'aide des deux versions à diverses hauteurs à l'intérieur de la couche limite et pour divers temps après l'émission, allant jusqu'à 300 000 secondes (plus de 80 heures), ont été comparées. Aucune différence significative n'étant notée au niveau des valeurs comparées, la solution numérique a été considérée tout aussi précise que la solution analytique.

Dans une seconde phase, le processus de retombée humide a été ajouté à la version analytique et les résultats des deux versions comparées une fois de plus. Cette seconde phase avait pour but de vérifier dans quelle mesure l'hypothèse d'indépendance de processus que l'on ne considérait pas indépendants en réalité, pouvait affecter les résultats. Il s'est avéré que la façon de traiter ces processus comme un produit de probabilité, a effectivement conduit à des résultats qui ne diffèrent que de 1% environ, écart

non significatif par rapport aux autres sources d'erreurs possibles dans ce genre de modélisation. Il était donc possible d'utiliser l'une ou l'autre version pour la poursuite des essais.

Les étapes suivantes demandaient essentiellement de déterminer des coefficients de transfert entre des couples de sources et de récepteurs donnés. La version analytique permettant de calculer directement ces coefficients, en fonction des paramètres particuliers à ces couples et sans processus itératif, il fut décidé de l'utiliser préférablement à la version numérique, d'autant plus que les calculs sur ordinateur étaient plus rapides dans ces cas précis. Notons toutefois que la version numérique devrait être utilisée, s'il s'avérait nécessaire ultérieurement de faire varier la valeur de certains paramètres géographiquement, la hauteur de la couche limite et les caractéristiques des épisodes secs et humides, en particulier.

CHAPITRE 2

CARACTÉRISATION DES ÉPISODES SECS ET HUMIDES PAR CHAÎNES DE MARKOV

2. CARACTÉRISATION DES ÉPISODES SECS ET HUMIDES PAR CHAÎNES DE MARKOV

Dans cette étude nous considérons qu'une heure donnée de mesure de précipitation peut correspondre à un des deux états suivants:

1) humide: lorsque la précipitation durant cette heure atteint ou dépasse un seuil pré-établi (trace ou 0,25 mm h^{-1});

2) sec: lorsque le seuil n'est pas atteint.

Une chaîne de Markov à deux états postule qu'un état donné ne dépend que de l'état précédent: c'est un modèle auto-régressif d'ordre 1. Un modèle auto-régressif d'ordre n, établit une dépendance directe sur (n + 1) heures. La théorie sur les chaînes de Markov nous révèle que $N_s(k)$ le nombre de séquences d'exactement k heures consécutives dans l'état 1 varie de la façon suivante:

$$N_s(k) = N_1 \, \alpha \, (1 - \alpha)^{k-1} \qquad (2.1)$$

où

N_1 = nombre total de séquences;

α = probabilité de transition de l'état 1 à l'état 2.

L'inverse α^{-1} du paramètre α représente la durée moyenne d'un épisode sec (voir l'annexe 1.C). La décroissance de $N_s(k)$ avec l'augmentation de k

est donc de nature exponentielle, ce qui est applicable à de nombreux phénomènes météorologiques dominés par un seul processus. Par exemple, les phénomènes à l'échelle synoptique, qui opèrent sur des épisodes de quelques jours, dominent généralement la précipitation quotidienne; c'est pourquoi des résultats satisfaisants ont été obtenus sur la précipitation journalière (Leduc, 1977; Gabriel et Neumann, 1961; Weiss, 1964). Toutefois, lorsqu'on étudie la précipitation horaire, il y a maintenant deux processus importants: les systèmes synoptiques qui agissent sur une échelle de quelques jours et les averses qui opèrent sur une échelle de quelques heures. On s'aperçoit généralement qu'une chaîne de Markov simple sous-estime à la fois les épisodes courts et longs au profit des épisodes de durée moyenne. C'est pourquoi nous avons postulé l'existence de deux distributions Markoviennes: on additionne deux chaînes de Markov qui représentent séparément les épisodes de courte durée et ceux de longue durée. Une méthode mathématique a été développée afin de reconstituer ces deux chaînes. Dans ce rapport nous appliquerons cette méthode à plusieurs stations du Québec.

2.1 Développement mathématique: épisodes humides

Soit $N_{1_S}(k)$ le nombre de séquences d'exactement k heures consécutives de précipitation et qui provient de la somme de deux chaînes de Markov: $N_1\alpha(k)$ et $N_{1_\beta}(k)$ (figure 2.1). Définissons les termes suivants:

α = probabilité de transition de l'état 1 (précipitation) à l'état 2 (sec) pour la courbe N_{1_α};

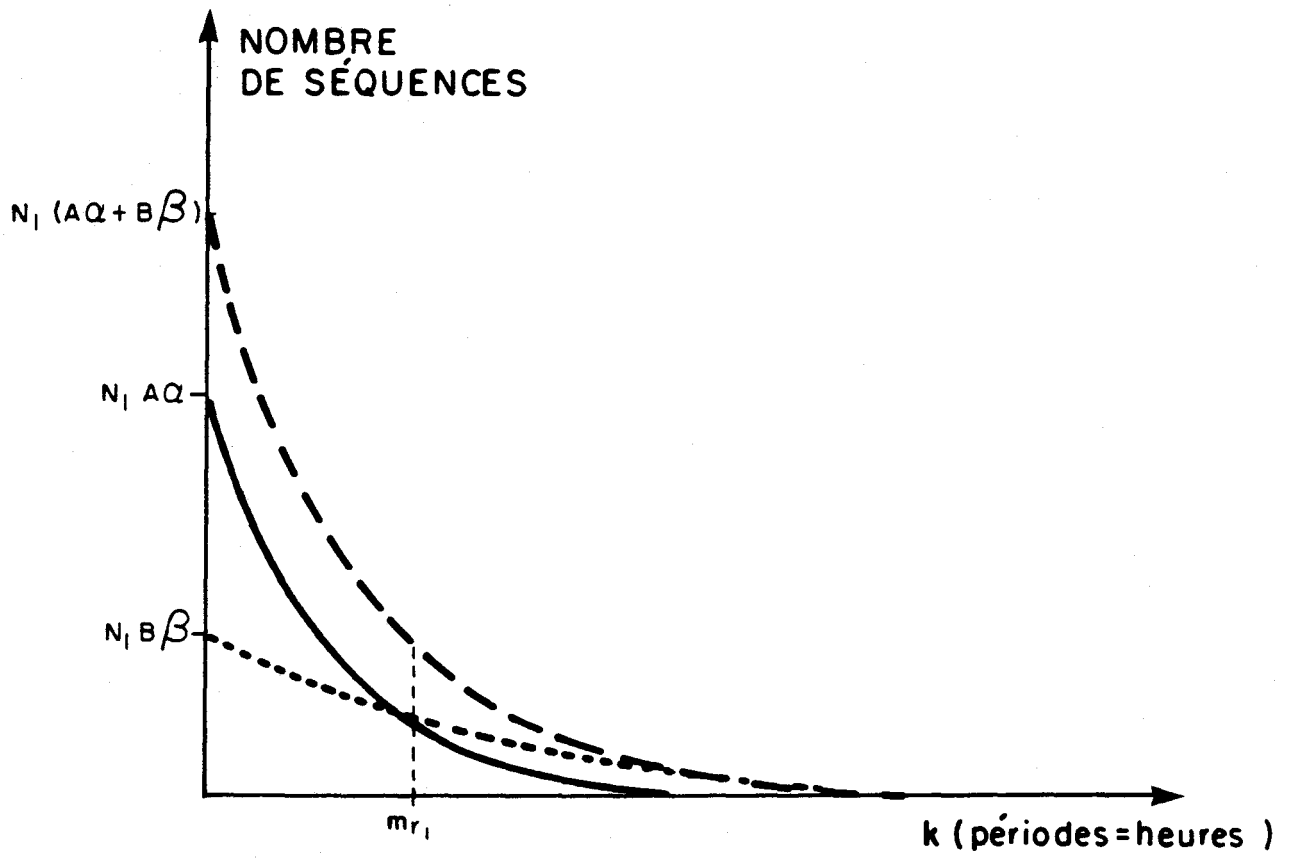

FIGURE 2.1 Courbes du nombre de séquences d'exactement k périodes consécutives à l'état 1.

——— $N_{1\alpha}(k)$: plus importante aux basses valeurs de k

------ $N_{1\beta}(k)$: plus importante aux valeurs élevées de k

— — — $N_{1s}(k)$: $N_{1\alpha}(k) + N_{1\beta}(k)$ qui est la courbe observée

où N_1 = nombre de séquences
m_{r_1} = valeur de k qui sépare les données en deux groupes

β = probabilité de transition de l'état 1 à l'état 2 pour la courbe $N_{1\beta}$;

N_1 = nombre total de séquences = ΣN_{1s};

A = contribution relative de $N_{1\alpha}$ à N_{1s};

B = contribution relative de $N_{1\beta}$ à N_{1s}.

Les équations de base sont alors:

$$N_{1s}(k) = N_1 \left[A \alpha (1 - \alpha)^{k-1} + B \beta (1 - \beta)^{k-1}\right] \qquad (2.2)$$

$$A + B = 1 \qquad (2.3)$$

L'équation (2.2) représente la somme de deux chaînes de Markov dont la somme de leurs coefficients A et B est normalisée à l'unité. Nous désirons trouver les valeurs des paramètres α et β et des coefficients A et B à partir des variables suivantes:

m_{r_1} = longueur de la séquence qui sépare les données en deux groupes (figure 2.1);

$\bar{m}_1$ = longueur moyenne des séquences entre k = 1 et k = m_{r_1};

$\bar{M}_1$ = longueur moyenne des séquences entre k = m_{r_1} + 1 et k = ∞.

Cette façon de procéder nous permet de conserver exactement la longueur moyenne des séquences ainsi que leur nombre, dans les deux parties de

la courbe autour du point m_{r_1}. Dans l'annexe 1.E, nous avons appliqué les résultats de la théorie de la somme de séries géométriques (expliquée à l'annexe 1.D) pour obtenir:

$$\bar{m}_1 = (((1 - \beta)^{m_{r_1}} - \frac{N_{r_1}}{N_1}) (\frac{1}{\alpha} - (m_{r_1} + \frac{1}{\alpha}) (1 - \alpha)^{m_{r_1}})$$

$$+ (\frac{N_{r_1}}{N_1} - (1 - \alpha)^{m_{r_1}}) (\frac{1}{\beta} - (m_{r_1} + \frac{1}{\beta}) (1 - \beta)^{m_{r_1}}))$$

$$\div (((1 - \beta)^{m_{r_1}} - (1 - \alpha)^{m_{r_1}}) (1 - \frac{N_{r_1}}{N_1})) \qquad (2.4)$$

$$\bar{M}_1 = (((1 - \beta)^{m_{r_1}} - \frac{N_{r_1}}{N_1}) (1 - \alpha)^{m_{r_1}} (\frac{1}{\alpha} + m_{r_1})$$

$$+ (\frac{N_{r_1}}{N_1} - (1 - \alpha)^{m_{r_1}}) (1 - \beta)^{m_{r_1}} (\frac{1}{\beta} + m_{r_1})$$

$$\div (\frac{N_{r_1}}{N_1} ((1 - \beta)^{m_{r_1}} - (1 - \alpha)^{m_{r_1}})) \qquad (2.5)$$

Les équations (2.4) et (2.5) forment un système de deux équations transcendantales à deux inconnues. Une méthode itérative basée sur le développement en série de Taylor à deux variables autour d'un point a été élaborée. Cette méthode converge généralement en moins de quatre itéra-

tions, si on choisit judicieusement le point de départ (voir l'annexe 1.F). La valeur de m_{r_1} est obtenue par essais successifs, en choisissant celle qui procure le meilleur ajustement d'après le degré de signification obtenu par un test du chi-2. Notons qu'en utilisant $m_{r_1} = 2$ on force un ajustement parfait aux deux premiers points, tout comme dans le cas d'un modèle autorégressif du troisième ordre. La méthode ne garantit pas que α, β, A et B soient normalisés entre 0 et 1. En effet, la courbe peut provenir de la soustraction de deux chaînes de Markov. La méthode peut devenir instable dans le cas où il n'y a qu'une seule distribution présente, ainsi que dans le cas où une simple chaîne de Markov surestime les basses fréquences.

2.2 Développement mathématique: épisodes secs

Soit $N_{2_S}(k)$ le nombre de séquences d'exactement k heures consécutives sans précipitation et qui provient de la somme de deux chaînes de Markov $N_{2\gamma}(k)$ et $N_{2\delta}(k)$. Définissons les termes suivants:

γ = probabilité de transition de l'état 2 (sec) à l'état 1 (précipitation) pour la courbe $N_{2\gamma}(k)$;

δ = probabilité de transition de l'état 2 à l'état 1 pour la courbe $N_{2\delta}(k)$;

N_2 = nombre total de séquences = $\Sigma\, N_{2_S}(k)$;

C = contribution relative de $N_{2\gamma}$ à N_{2_S};

D = contribution relative de $N_{2\delta}$ à N_{2_S};

m_{r_2} = longueur de la séquence qui sépare les données en deux groupes;

$\bar{m}_2$ = longueur moyenne des séquences entre k = 1 et k = m_{r_2};

$\bar{M}_2$ = longueur moyenne des séquences entre m_{r_2} + 1 et k = ∞.

Les équations de base sont:

$$N_{2_S}(k) = N_2 \left[C\ \gamma\ (1 - \gamma)^{k-1} + D\ \delta\ (1 - \delta)^{k-1}\right] \qquad (2.6)$$

$$C + D = 1 \qquad (2.7)$$

Suivant le même raisonnement que dans la section 2.1, nous trouvons:

$$\bar{m}_2 = \left[\left((1 - \delta)^{m_{r_2}} - \frac{N_{r_2}}{N_2}\right)\left(\frac{1}{\gamma} - \left(m_{r_2} + \frac{1}{\gamma}\right)(1 - \gamma)^{m_{r_2}}\right)\right.$$

$$\left. + \left(\frac{N_{r_2}}{N_2} - (1 - \gamma)^{m_{r_2}}\right)\left(\frac{1}{\delta} - \left(m_{r_2} + \frac{1}{\delta}\right)(1 - \delta)^{m_{r_2}}\right)\right]$$

$$\div \left[\left((1 - \delta)^{m_{r_2}} - (1 - \gamma)^{m_{r_2}}\right)\left(1 - \frac{N_{r_2}}{N_2}\right)\right] \qquad (2.8)$$

$$\bar{M}_2 = \left[\left((1 - \delta)^{m_{r_2}} - \frac{N_{r_2}}{N_2}\right)(1 - \gamma)^{m_{r_2}}\left(\frac{1}{\gamma} + m_{r_2}\right)\right.$$

$$\left. + \left(\frac{N_{r_2}}{N_2} - (1 - \gamma)^{m_{r_2}}\right)(1 - \delta)^{m_{r_2}}\left(\frac{1}{\gamma} + m_{r_2}\right)\right]$$

$$\div \left[\frac{N_{r_2}}{N_2} \left((1 - \delta)^{m_{r_2}} - (1 - \gamma)^{m_{r_2}}\right)\right] \qquad (2.9)$$

Les équations (2.8) et (2.9) forment un autre système de deux équations transcendantales à deux inconnues que nous pouvons résoudre par un processus itératif.

2.3 Détermination des cycles secs et humides

Les cycles courts sont représentés par α et γ, tandis que les cycles longs le sont par β et δ. L'inverse de ces paramètres s'interprète comme la durée moyenne du cycle. D'après les résultats que l'on a trouvé avec un seuil de 0,25 mm h^{-1} et qui sont discutés à la section 2.5, on peut faire les associations suivantes avec les phénomènes météorologiques. La durée moyenne α^{-1} du cycle humide court varie entre une et deux heures, ce qui est similaire à la durée moyenne des averses ou de la pluie intermittente, telle qu'on peut la calculer avec une résolution temporelle d'une heure. La durée moyenne β^{-1} du cycle humide long varie entre trois et neuf heures ce qui correspond à peu près aux durées moyennes des épisodes de précipitation d'origine synoptique. La durée moyenne γ^{-1} du cycle sec court vaut environ de deux à cinq heures, ce qui est analogue aux intervalles entre les averses. La durée moyenne δ^{-1} du cycle sec long varie d'environ 30 à 60 heures, ce qui correspond assez bien au temps moyen entre le passage de deux systèmes synoptiques qui est d'environ deux à trois jours. On peut donc résumer notre discussion ainsi:

α^{-1} = durée moyenne des averses;

β^{-1} = durée moyenne de la pluie continue;

γ^{-1} = temps sec moyen entre deux averses;

δ^{-1} = temps sec moyen entre le passage de deux systèmes synoptiques.

Il y a quatre combinaisons possibles de ces cycles: (α, γ), (β, γ), (α, δ) et (β, δ) dont les caractéristiques sont indiquées au tableau 2.1.

2.4 Utilisation du code de précipitation

2.4.1 Compilation des résultats

Les pluviographes n'enregistrent convenablement la précipitation que durant la période sans neige, soit d'environ mai à septembre. C'est pourquoi nous avons dû nous servir dans un premier temps de la présence des codes de toutes formes de précipitation dans les données horaires. La présence d'un code de précipitation à une heure donnée la définit comme heure humide. Cette façon de procéder équivaut à peu près à considérer une trace comme seuil de détection de la précipitation. On manque toutefois une partie des épisodes qui durent moins d'une heure.

La méthode des deux chaînes de Markov a été appliquée à 16 stations du Québec et des provinces avoisinantes. Les résultats ont été compilés mensuellement et saisonnièrement sur la période couvrant les années 1968 à 1977; les résultats saisonniers sont présentés aux tableaux 2.2 à 2.17 pour ces stations. À toutes ces stations les données manquantes sont peu

TABLEAU 2.1 Caractéristiques des divers cycles secs-humides.

CYCLES / CARACTÉRISTIQUES	(α, γ)	(α, δ)	(β, γ)	(β, δ)
Probabilité	AC	AD	BC	BD
Longueur moyenne	$1/\alpha + 1/\gamma$	$1/\alpha + 1/\delta$	$1/\beta + 1/\gamma$	$1/\beta + 1/\delta$
Contribution relative au nombre total de jours	$(\frac{A}{\alpha} + \frac{C}{\gamma})/\bar{t}$	$(\frac{A}{\alpha} + \frac{D}{\delta})/\bar{t}$	$(\frac{B}{\beta} + \frac{C}{\gamma})/\bar{t}$	$(\frac{B}{\beta} + \frac{D}{\delta})/\bar{t}$

où

A, α: coefficient et paramètre du cycle humide court;
B, β: coefficient et paramètre du cycle humide long;
C, γ: coefficient et paramètre du cycle sec court;
D, δ: coefficient et paramètre du cycle sec long;
$\bar{t} = A/\alpha + B/\beta + C/\gamma + D/\delta$.

TABLEAU 2.2 Valeurs saisonnières des durées moyennes des cycles (α^{-1}, β^{-1}, γ^{-1}, δ^{-1}) et des coefficients A et C caractérisant les chaînes de Markov basées sur 10 années de mesure (1968 à 1977).

Station: Bagotville

a) Seuil = trace

SAISON	α^{-1} (h)	β^{-1} (h)	γ^{-1} (h)	δ^{-1} (h)	A	C
Printemps	1,85	8,5	2,72	35,7	0,480	0,541
Été	1,81	5,5	2,62	30,3	0,757	0,421
Automne	1,59	6,8	2,73	25,6	0,458	0,530
Hiver	2,19	10,8	2,38	18,5	0,380	0,458

b) Seuil = 0,25 mm h^{-1}

SAISON	α^{-1} (h)	β^{-1} (h)	γ^{-1} (h)	δ^{-1} (h)	A	C
Printemps	1,73	6,2	2,49	41,7	0,494	0,481
Été	1,69	4,1	2,40	35,7	0,780	0,375
Automne	1,48	5,0	2,51	31,2	0,472	0,472
Hiver	2,04	7,9	2,18	22,2	0,391	0,408

TABLEAU 2.3 Valeurs saisonnières des durées moyennes des cycles (α^{-1}, β^{-1}, γ^{-1}, δ^{-1}) et des coefficients A et C caractérisant les chaînes de Markov basées sur 10 années de mesure (1968 à 1977).

Station: Charlo

a) Seuil = trace

SAISON	α^{-1} (h)	β^{-1} (h)	γ^{-1} (h)	δ^{-1} (h)	A	C
Printemps	1,62	8,1	2,46	35,7	0,420	0,421
Été	1,71	6,3	2,53	38,5	0,631	0,411
Automne	2,25	8,8	2,44	33,3	0,619	0,361
Hiver	1,71	9,4	2,12	27,0	0,372	0,340

b) Seuil = 0,25 mm h^{-1}

SAISON	α^{-1} (h)	β^{-1} (h)	γ^{-1} (h)	δ^{-1} (h)	A	C
Printemps	1,51	5,9	2,25	41,7	0,433	0,375
Été	1,60	4,6	2,31	45,5	0,650	0,366
Automne	2,11	6,5	2,24	40,0	0,638	0,321
Hiver	1,60	6,9	1,95	32,3	0,383	0,303

TABLEAU 2.4 Valeurs saisonnières des durées moyennes des cycles (α^{-1}, β^{-1}, γ^{-1}, δ^{-1}) et des coefficients A et C caractérisant les chaînes de Markov basées sur 10 années de mesure (1968 à 1977).

Station: Montréal

a) Seuil = trace

SAISON	α^{-1} (h)	β^{-1} (h)	γ^{-1} (h)	δ^{-1} (h)	A	C
Printemps	1,76	8,0	2,44	41,7	0,485	0,469
Été	1,57	4,9	2,36	41,7	0,694	0,379
Automne	1,56	7,2	2,36	35,7	0,494	0,436
Hiver	1,54	9,1	1,98	21,7	0,334	0,376

b) Seuil = 0,25 mm h^{-1}

SAISON	α^{-1} (h)	β^{-1} (h)	γ^{-1} (h)	δ^{-1} (h)	A	C
Printemps	1,65	5,9	2,24	50,0	0,500	0,417
Été	1,47	3,6	2,17	50,0	0,715	0,337
Automne	1,46	5,3	2,17	43,5	0,509	0,388
Hiver	1,44	6,7	1,82	26,3	0,344	0,335

TABLEAU 2.5 Valeurs saisonnières des durées moyennes des cycles (α^{-1}, β^{-1}, γ^{-1}, δ^{-1}) et des coefficients A et C caractérisant les chaînes de Markov basées sur 10 années de mesure (1968 à 1977).

Station: Québec

a) Seuil = trace

SAISON	α^{-1} (h)	β^{-1} (h)	γ^{-1} (h)	δ^{-1} (h)	A	C
Printemps	1,84	8,5	2,43	40,0	0,456	0,501
Été	1,63	5,2	2,34	37,0	0,661	0,416
Automne	1,68	7,6	2,28	31,3	0,522	0,452
Hiver	1,72	10,8	1,75	20,0	0,332	0,339

b) Seuil = 0,25 mm h^{-1}

SAISON	α^{-1} (h)	β^{-1} (h)	γ^{-1} (h)	δ^{-1} (h)	A	C
Printemps	1,72	6,3	2,23	47,6	0,470	0,446
Été	1,53	3,8	2,15	43,5	0,681	0,370
Automne	1,57	5,6	2,10	37,0	0,538	0,402
Hiver	1,61	7,9	1,61	23,8	0,342	0,302

TABLEAU 2.6 Valeurs saisonnières des durées moyennes des cycles (α^{-1}, β^{-1}, γ^{-1}, δ^{-1}) et des coefficients A et C caractérisant les chaînes de Markov basées sur 10 années de mesure (1968 à 1977).

Station: Shefferville

a) Seuil = trace

SAISON	α^{-1} (h)	β^{-1} (h)	γ^{-1} (h)	δ^{-1} (h)	A	C
Printemps	2,04	10,1	2,72	24,4	0,393	0,481
Été	1,56	7,0	2,67	25,0	0,634	0,485
Automne	2,21	11,0	2,51	17,9	0,566	0,550
Hiver	2,42	13,7	2,16	13,3	0,253	0,288

b) Seuil = 0,25 mm h^{-1}

SAISON	α^{-1} (h)	β^{-1} (h)	γ^{-1} (h)	δ^{-1} (h)	A	C
Printemps	1,91	7,5	2,49	28,6	0,405	0,428
Été	1,46	5,2	2,44	29,4	0,653	0,432
Automne	2,07	8,1	2,30	21,3	0,583	0,490
Hiver	2,26	10,1	1,98	15,9	0,261	0,256

TABLEAU 2.7 Valeurs saisonnières des durées moyennes des cycles (α^{-1}, β^{-1}, γ^{-1}, δ^{-1}) et des coefficients A et C caractérisant les chaînes de Markov basées sur 10 années de mesure (1968 à 1977).

Station: Sudbury

a) Seuil = trace

SAISON	α^{-1} (h)	β^{-1} (h)	γ^{-1} (h)	δ^{-1} (h)	A	C
Printemps	1,55	7,9	2,39	43,5	0,453	0,457
Été	1,23	3,2	2,64	40,0	0,355	0,396
Automne	1,73	6,9	2,42	28,6	0,500	0,405
Hiver	1,92	10,1	1,95	17,9	0,339	0,378

b) Seuil = 0,25 mm h^{-1}

SAISON	α^{-1} (h)	β^{-1} (h)	γ^{-1} (h)	δ^{-1} (h)	A	C
Printemps	1,45	5,8	2,19	52,6	0,466	0,407
Été	1,15	2,4	2,42	47,6	0,366	0,352
Automne	1,62	5,1	2,22	34,5	0,515	0,360
Hiver	1,79	7,4	1,79	21,3	0,349	0,336

TABLEAU 2.8 Valeurs saisonnières des durées moyennes des cycles (α^{-1}, β^{-1}, γ^{-1}, δ^{-1}) et des coefficients A et C caractérisant les chaînes de Markov basées sur 10 années de mesure (1968 à 1977).

Station: Toronto

a) Seuil = trace

SAISON	α^{-1} (h)	β^{-1} (h)	γ^{-1} (h)	δ^{-1} (h)	A	C
Printemps	1,65	6,9	2,67	41,7	0,594	0,479
Été	1,49	3,5	2,56	47,6	0,605	0,373
Automne	1,54	6,0	2,08	37,0	0,572	0,422
Hiver	1,78	6,8	2,33	20,4	0,467	0,428

b) Seuil = 0,25 mm h^{-1}

SAISON	α^{-1} (h)	β^{-1} (h)	γ^{-1} (h)	δ^{-1} (h)	A	C
Printemps	1,54	5,1	2,45	50,0	0,612	0,426
Été	1,39	2,6	2,35	55,6	0,623	0,332
Automne	1,44	4,4	1,91	45,5	0,589	0,376
Hiver	1,66	5,0	2,13	24,4	0,481	0,381

TABLEAU 2.9 Valeurs saisonnières des durées moyennes des cycles (α^{-1}, β^{-1}, γ^{-1}, δ^{-1}) et des coefficients A et C caractérisant les chaînes de Markov basées sur 10 années de mesure (1968 à 1977).

Station: Val-d'Or

a) Seuil = trace

SAISON	α^{-1} (h)	β^{-1} (h)	γ^{-1} (h)	δ^{-1} (h)	A	C
Printemps	1,63	8,8	2,48	35,7	0,434	0,508
Été	1,60	4,8	2,99	35,7	0,676	0,521
Automne	1,69	8,1	2,40	26,3	0,482	0,580
Hiver	2,21	13,0	1,61	13,3	0,297	0,335

b) Seuil = 0,25 mm h^{-1}

SAISON	α^{-1} (h)	β^{-1} (h)	γ^{-1} (h)	δ^{-1} (h)	A	C
Printemps	1,52	6,4	2,27	41,7	0,447	0,452
Été	1,49	3,5	2,75	41,7	0,697	0,464
Automne	1,58	5,9	2,21	31,3	0,497	0,516
Hiver	2,07	9,6	1,47	15,9	0,306	0,298

TABLEAU 2.10 Valeurs saisonnières des durées moyennes des cycles (α^{-1}, β^{-1}, γ^{-1}, δ^{-1}) et des coefficients A et C caractérisant les chaînes de Markov basées sur 10 années de mesure (1968 à 1977).

Station: Sept-Îles

a) Seuil = trace

SAISON	α^{-1} (h)	β^{-1} (h)	γ^{-1} (h)	δ^{-1} (h)	A	C
Printemps	2,13	11,2	2,74	47,6	0,462	0,442
Été	1,29	5,2	2,56	43,5	0,354	0,367
Automne	1,93	8,9	2,35	40,0	0,502	0,377
Hiver	1,56	12,0	2,30	35,7	0,294	0,362

b) Seuil = 0,25 mm h^{-1}

SAISON	α^{-1} (h)	β^{-1} (h)	γ^{-1} (h)	δ^{-1} (h)	A	C
Printemps	1,99	8,3	2,51	58,8	0,476	0,394
Été	1,20	3,8	2,35	52,6	0,364	0,327
Automne	1,81	6,5	2,16	47,6	0,517	0,336
Hiver	1,46	8,9	2,11	43,5	0,303	0,322

TABLEAU 2.11 Valeurs saisonnières des durées moyennes des cycles (α^{-1}, β^{-1}, γ^{-1}, δ^{-1}) et des coefficients A et C caractérisant les chaînes de Markov basées sur 10 années de mesure (1968 à 1977).

Station: Sherbrooke

a) Seuil = trace

SAISON	α^{-1} (h)	β^{-1} (h)	γ^{-1} (h)	δ^{-1} (h)	A	C
Printemps	2,11	8,5	2,88	38,5	0,467	0,543
Été	1,61	4,1	2,79	38,5	0,640	0,422
Automne	1,88	7,0	3,14	34,5	0,490	0,539
Hiver	2,33	10,6	2,21	20,0	0,350	0,438

b) Seuil = 0,25 mm h^{-1}

SAISON	α^{-1} (h)	β^{-1} (h)	γ^{-1} (h)	δ^{-1} (h)	A	C
Printemps	1,97	6,3	2,65	45,5	0,481	0,483
Été	1,50	3,0	2,56	45,5	0,659	0,376
Automne	1,76	5,2	2,88	40,0	0,505	0,480
Hiver	2,18	7,8	2,02	23,8	0,360	0,390

TABLEAU 2.12 Valeurs saisonnières des durées moyennes des cycles (α^{-1}, β^{-1}, γ^{-1}, δ^{-1}) et des coefficients A et C caractérisant les chaînes de Markov basées sur 10 années de mesure (1968 à 1977).

Station: Ottawa

a) Seuil = trace

SAISON	α^{-1} (h)	β^{-1} (h)	γ^{-1} (h)	δ^{-1} (h)	A	C
Printemps	1,81	7,81	2,42	45,5	0,506	0,485
Été	1,47	4,26	2,39	43,5	0,658	0,377
Automne	1,67	7,52	2,22	35,7	0,603	0,422
Hiver	1,79	8,26	2,14	22,7	0,370	0,400

b) Seuil = 0,25 mm h^{-1}

SAISON	α^{-1} (h)	β^{-1} (h)	γ^{-1} (h)	δ^{-1} (h)	A	C
Printemps	1,69	5,7	2,22	52,6	0,521	0,432
Été	1,37	3,1	2,19	52,6	0,678	0,336
Automne	1,56	5,6	2,04	41,7	0,621	0,376
Hiver	1,67	6,1	1,96	27,0	0,381	0,356

TABLEAU 2.13 Valeurs saisonnières des durées moyennes des cycles (α^{-1}, β^{-1}, γ^{-1}, δ^{-1}) et des coefficients A et C caractérisant les chaînes de Markov basées sur 10 années de mesure (1968 à 1977).

Station: Sainte-Agathe

a) Seuil = trace

SAISON	α^{-1} (h)	β^{-1} (h)	γ^{-1} (h)	δ^{-1} (h)	A	C
Printemps	1,87	9,9	2,11	37,0	0,486	0,475
Été	1,65	5,5	3,00	38,5	0,748	0,470
Automne	1,58	7,4	2,46	30,3	0,450	0,540
Hiver	2,16	12,4	1,98	16,4	0,327	0,424

b) Seuil = 0,25 mm h^{-1}

SAISON	α^{-1} (h)	β^{-1} (h)	γ^{-1} (h)	δ^{-1} (h)	A	C
Printemps	1,74	7,3	1,93	43,5	0,501	0,423
Été	1,55	4,1	2,75	47,6	0,770	0,418
Automne	1,48	5,4	2,25	35,7	0,464	0,481
Hiver	2,02	9,0	1,82	19,6	0,337	0,377

TABLEAU 2.14 Valeurs saisonnières des durées moyennes des cycles (α^{-1}, β^{-1}, γ^{-1}, δ^{-1}) et des coefficients A et C caractérisant les chaînes de Markov basées sur 10 années de mesure (1968 à 1977).

Station: Roberval

a) Seuil = trace

SAISON	α^{-1} (h)	β^{-1} (h)	γ^{-1} (h)	δ^{-1} (h)	A	C
Printemps	1,47	6,8	2,75	41,7	0,385	0,455
Été	1,55	4,6	3,06	35,7	0,673	0,414
Automne	1,59	6,3	2,97	32,3	0,516	0,402
Hiver	2,07	8,9	2,73	25,6	0,410	0,421

b) Seuil = 0,25 mm h^{-1}

SAISON	α^{-1} (h)	β^{-1} (h)	γ^{-1} (h)	δ^{-1} (h)	A	C
Printemps	1,37	5,0	2,53	50,0	0,397	0,405
Été	1,45	3,4	2,81	43,5	0,693	0,368
Automne	1,48	4,6	2,72	38,5	0,531	0,358
Hiver	1,94	6,5	2,51	30,3	0,422	0,375

TABLEAU 2.15 Valeurs saisonnières des durées moyennes des cycles (α^{-1}, β^{-1}, γ^{-1}, δ^{-1}) et des coefficients A et C caractérisant les chaînes de Markov basées sur 10 années de mesure (1968 à 1977).

Station: Baie-Comeau

a) Seuil = trace

SAISON	α^{-1} (h)	β^{-1} (h)	γ^{-1} (h)	δ^{-1} (h)	A	C
Printemps	1,69	8,5	2,24	41,7	0,404	0,423
Été	1,53	5,5	2,46	38,5	0,655	0,403
Automne	1,60	7,4	2,21	34,5	0,520	0,410
Hiver	1,67	9,4	2,42	30,3	0,318	0,405

b) Seuil = 0,25 mm h^{-1}

SAISON	α^{-1} (h)	β^{-1} (h)	γ^{-1} (h)	δ^{-1} (h)	A	C
Printemps	1,58	6,3	2,05	50,0	0,416	0,376
Été	1,43	4,1	2,26	45,5	0,675	0,354
Automne	1,49	5,4	2,03	41,7	0,536	0,365
Hiver	1,56	7,0	2,22	35,7	0,328	0,360

TABLEAU 2.16 Valeurs saisonnières des durées moyennes des cycles (α^{-1}, β^{-1}, γ^{-1}, δ^{-1}) et des coefficients A et C caractérisant les chaînes de Markov basées sur 10 années de mesure (1968 à 1977).

Station: Mont-Joli

a) Seuil = trace

SAISON	α^{-1} (h)	β^{-1} (h)	γ^{-1} (h)	δ^{-1} (h)	A	C
Printemps	1,97	8,9	2,28	37,0	0,499	0,421
Été	1,45	4,4	2,94	40,0	0,572	0,401
Automne	1,92	7,6	2,51	34,5	0,553	0,389
Hiver	1,78	8,8	2,63	21,3	0,329	0,413

b) Seuil = 0,25 mm h^{-1}

SAISON	α^{-1} (h)	β^{-1} (h)	γ^{-1} (h)	δ^{-1} (h)	A	C
Printemps	1,84	6,5	2,09	45,5	0,514	0,375
Été	1,35	3,3	2,70	47,6	0,589	0,357
Automne	1,80	5,6	2,30	41,7	0,570	0,346
Hiver	1,66	6,5	2,42	25,6	0,339	0,367

TABLEAU 2.17 Valeurs saisonnières des durées moyennes des cycles (α^{-1}, β^{-1}, γ^{-1}, δ^{-1}) et des coefficients A et C caractérisant les chaînes de Markov basées sur 10 années de mesure (1968 à 1977).

Station: Rivière-du-Loup

a) Seuil = trace

SAISON	α^{-1} (h)	β^{-1} (h)	γ^{-1} (h)	δ^{-1} (h)	A	C
Printemps	1,97	8,9	2,28	37,0	0,499	0,421
Été	1,45	4,4	2,94	40,0	0,572	0,401
Automne	1,92	7,6	2,51	34,5	0,553	0,389
Hiver	1,78	8,8	2,63	21,3	0,329	0,413

b) Seuil = 0,25 mm h^{-1}

SAISON	α^{-1} (h)	β^{-1} (h)	γ^{-1} (h)	δ^{-1} (h)	A	C
Printemps	1,77	6,0	2,24	50,0	0,481	0,379
Été	1,48	3,9	2,79	50,0	0,655	0,299
Automne	1,87	5,9	1,98	47,6	0,587	0,314
Hiver	1,81	6,5	2,08	27,8	0,422	0,312

nombreuses (moins de 1 pour cent). Elles ont été interprétées comme signifiant une absence de précipitation.

2.4.2 Contribution relative des cycles

Afin d'examiner de façon simple le cycle annuel des divers paramètres nous avons utilisé comme variable la proportion du nombre de jours contribuée par chacun des cycles sur la période considérée. Quatre stations de comportement potentiellement différent ont été examinées (figures 2.2 à 2.5): Montréal, Québec, Bagotville et Schefferville. Toutes ces stations ont un comportement similaire sur les aspects suivants:

- les cycles courts sec et humide ne semblent pas avoir de dépendance saisonnière nettement marquée;

- les cycles longs sec et humide ont une variation saisonnière très importante.

Le regroupement des mois en saisons, tel qu'indiqué au tableau 2.18, est justifié par le comportement des cycles longs. Les saisons d'hiver et d'été ont un comportement stable, tandis que le printemps et l'automne sont des saisons de transition tel que l'on s'y attendait. Notons que ce choix des saisons est celui qui est le plus généralement adopté dans les études météorologiques.

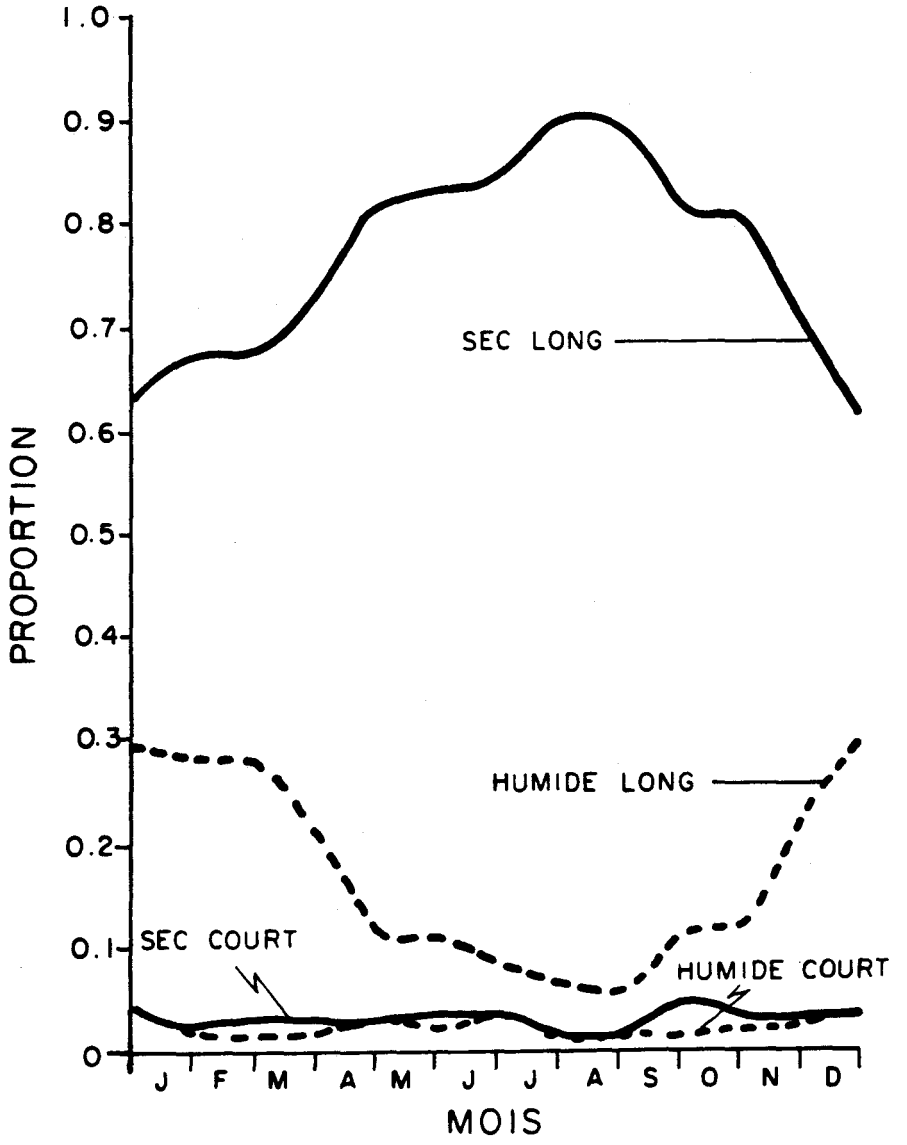

FIGURE 2.2 Variation mensuelle de la proportion du nombre de jours impliqués dans les quatre cycles considérés.
Station: Montréal (Dorval) 1968-1977. Seuil: trace.

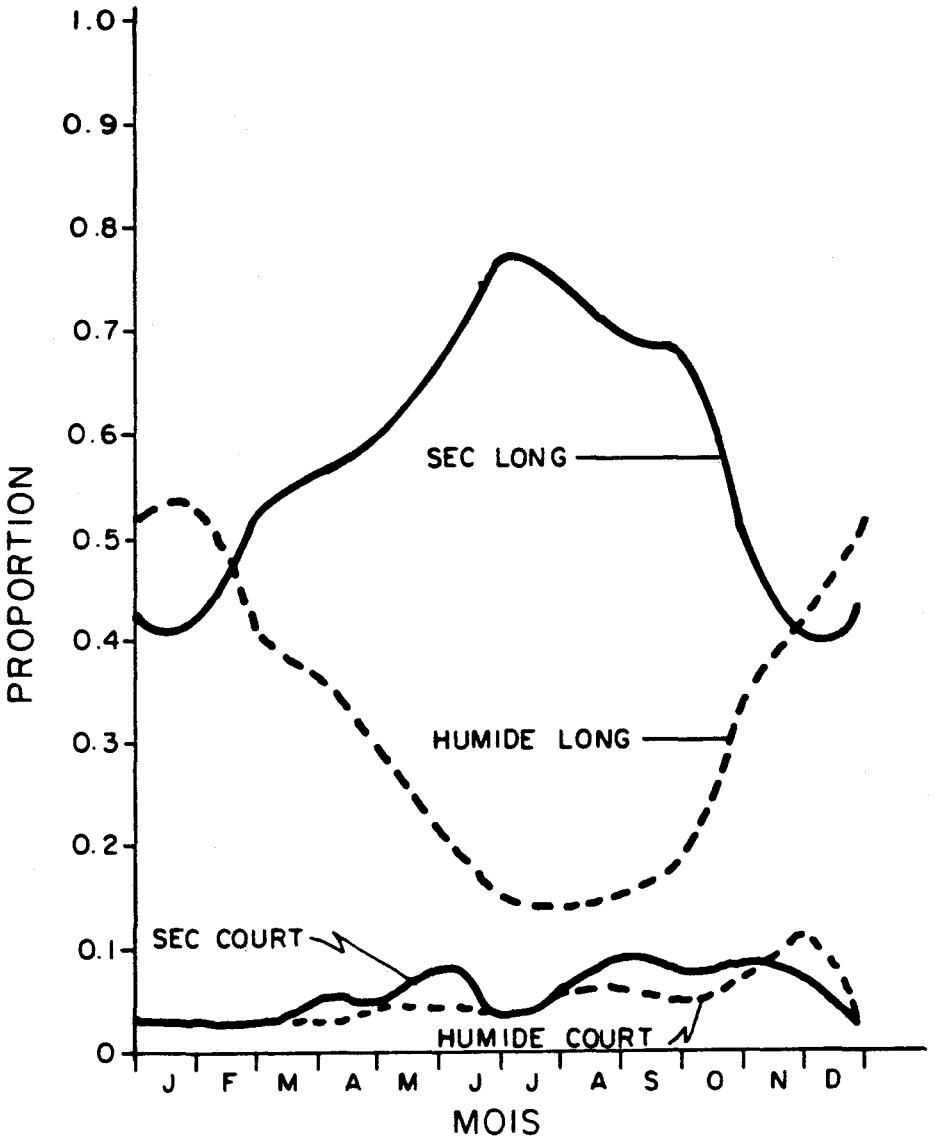

FIGURE 2.3 Variation mensuelle de la proportion du nombre de jours impliqués dans les quatre cycles considérés.
Station: Schefferville 1968-1977. Seuil: trace.

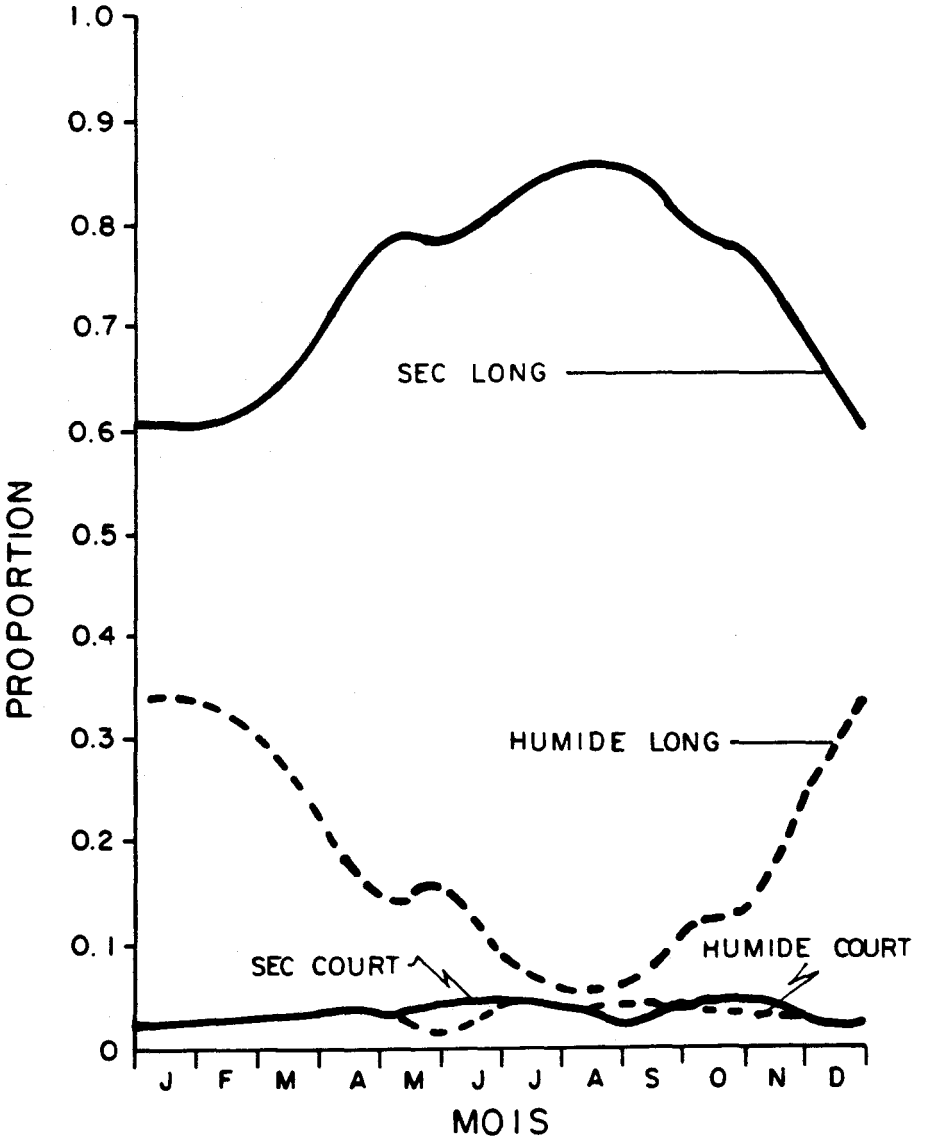

FIGURE 2.4 Variation mensuelle de la proportion du nombre de jours impliqués dans les quatre cycles considérés.
Station: Québec 1968-1977. Seuil: trace.

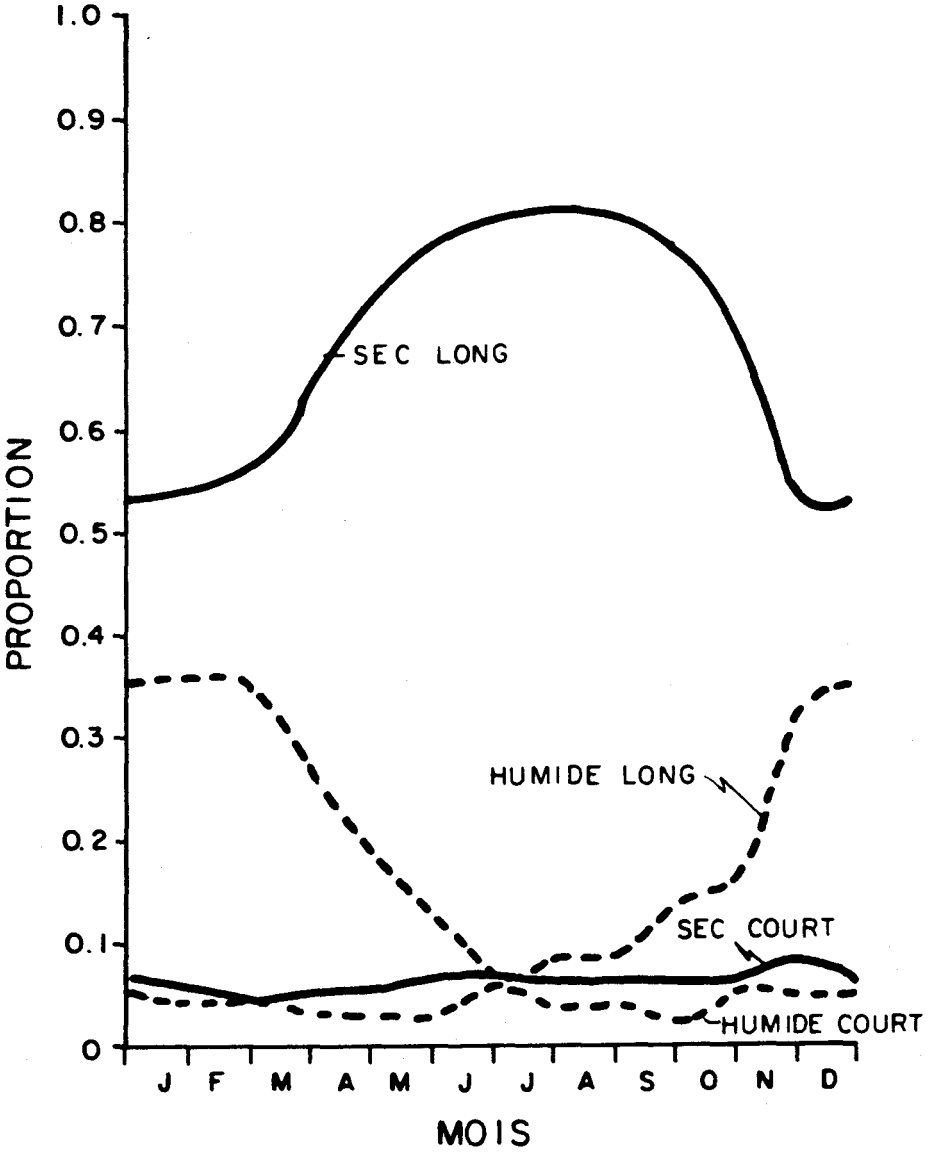

FIGURE 2.5 Variation mensuelle de la proportion du nombre de jours impliqués dans les quatre cycles considérés.
Station: Bagotville 1968-1977. Seuil: trace.

TABLEAU 2.18 Regroupement des mois en saisons selon le comportement du cycle long sec et du cycle long humide.

Saison	Hiver	Printemps	Été	Automne
Mois	Décembre Janvier Février	Mars Avril Mai	Juin Juillet Août	Septembre Octobre Novembre
Cycle long sec	Minimum	Augmente	Maximum	Diminue
Cycle long humide	Maximum	Diminue	Minimum	Augmente

Commentons maintenant les variations selon les diverses stations, pour chacun des cycles.

Cycle long humide

L'importance du cycle long humide augmente de façon significative en passant du sud-ouest au nord-est du Québec. En hiver, ce cycle compte 30 pour cent des jours à Montréal et 50 pour cent à Schefferville. En été, ces pourcentages tombent à 5 pour cent à Montréal et 15 pour cent à Schefferville. Cette augmentation en fonction de la latitude est attribuable à la plus grande variabilité des conditions météorologiques ainsi qu'à une plus grande fréquence de jours humides à Schefferville.

Cycle long sec

Comme on s'y attendait, ce cycle varie du nord au sud de façon inverse au cycle long humide. En hiver, le cycle long sec comprend 60 pour cent des jours dans le sud et 42 pour cent à Schefferville. En été, ces pourcentages passent respectivement à 90 pour cent et à 77 pour cent.

Cycle court sec et cycle court humide

L'importance des cycles courts est beaucoup plus faible que celle des cycles longs, lorsqu'on regarde le nombre de jours impliqués dans chacun des cycles. Par contre, si on examine le nombre de cycles contribués par les cycles courts, ce qui est proportionnel à A et à C, on s'aperçoit qu'il

les cycles courts, ce qui est proportionnel à A et à C, on s'aperçoit qu'il ne faut pas négliger ces cycles: leur importance relativement plus faible ici est due à leur longueur moyenne beaucoup plus courte que celle des cycles longs. Le pourcentage contribué par les cycles courts double du sud au nord, passant de trois à six pour cent, ce qui réflète encore l'augmentation du nombre de jours humides en progressant vers le nord.

2.4.3 Cartographie des paramètres

Nous allons maintenant cartographier aux figures 2.6 à 2.13 les valeurs saisonnières des paramètres ($1/\alpha$, $1/\beta$, $1/\gamma$ et $1/\delta$). Ces paramètres représentent la durée moyenne de chacun des cycles considérés.

2.4.3.1 Cycle long sec: $1/\delta$

Hiver (figure 2.10)

On observe une diminution marquée du sud (22 heures) au nord (13 heures). On remarque un maximum de 36 heures sur la basse Côte-Nord. Les minima sont généralement situés en région montagneuse et les maxima le long des vallées.

Printemps (figure 2.11) et été (figure 2.12)

Le maximum principal d'environ 45 heures se retrouve encore sur la basse Côte-Nord. Par rapport à l'hiver le cycle s'est considérablement

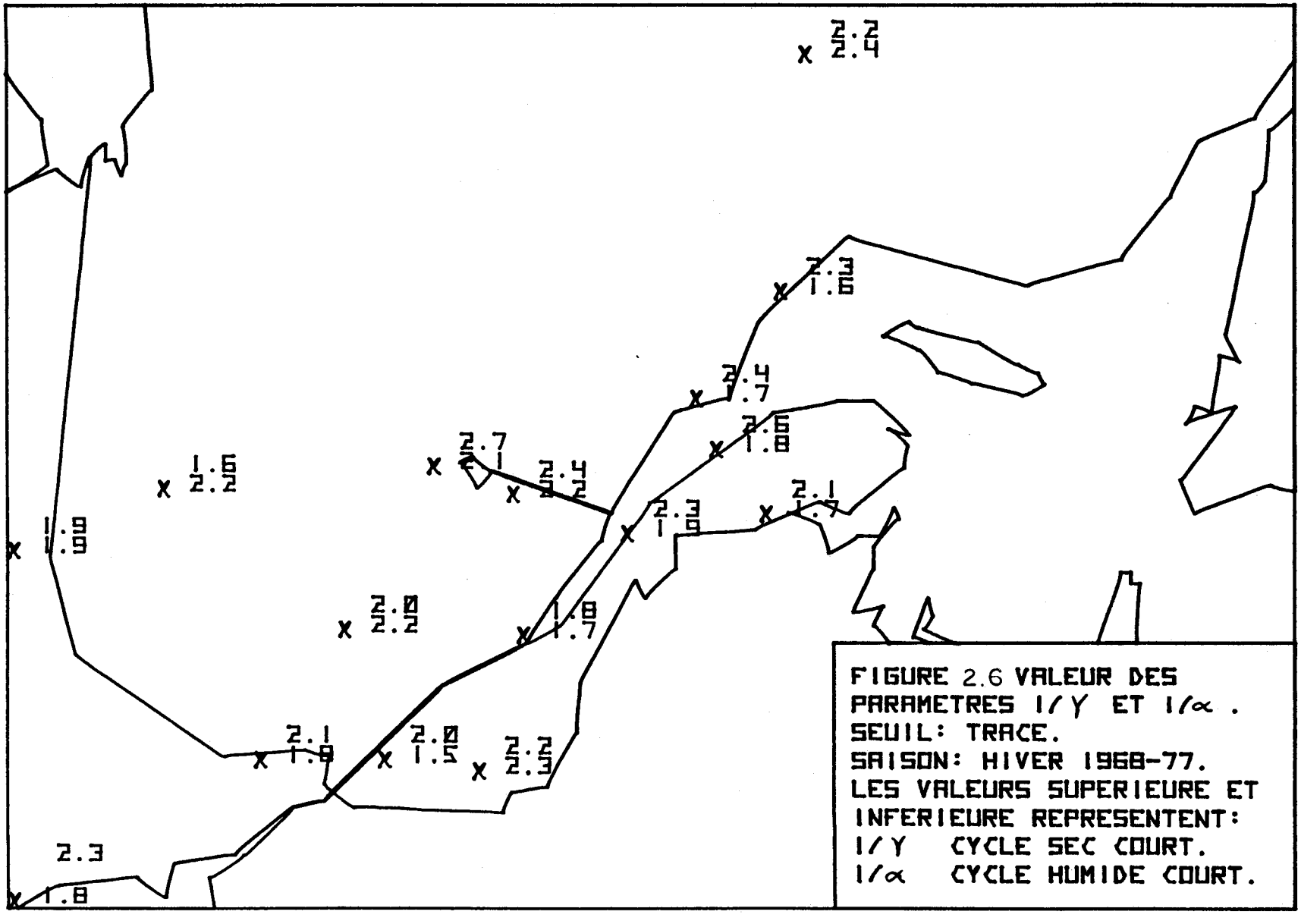

FIGURE 2.6 VALEUR DES PARAMETRES $1/\gamma$ ET $1/\alpha$.
SEUIL: TRACE.
SAISON: HIVER 1968-77.
LES VALEURS SUPERIEURE ET INFERIEURE REPRESENTENT:
$1/\gamma$ CYCLE SEC COURT.
$1/\alpha$ CYCLE HUMIDE COURT.

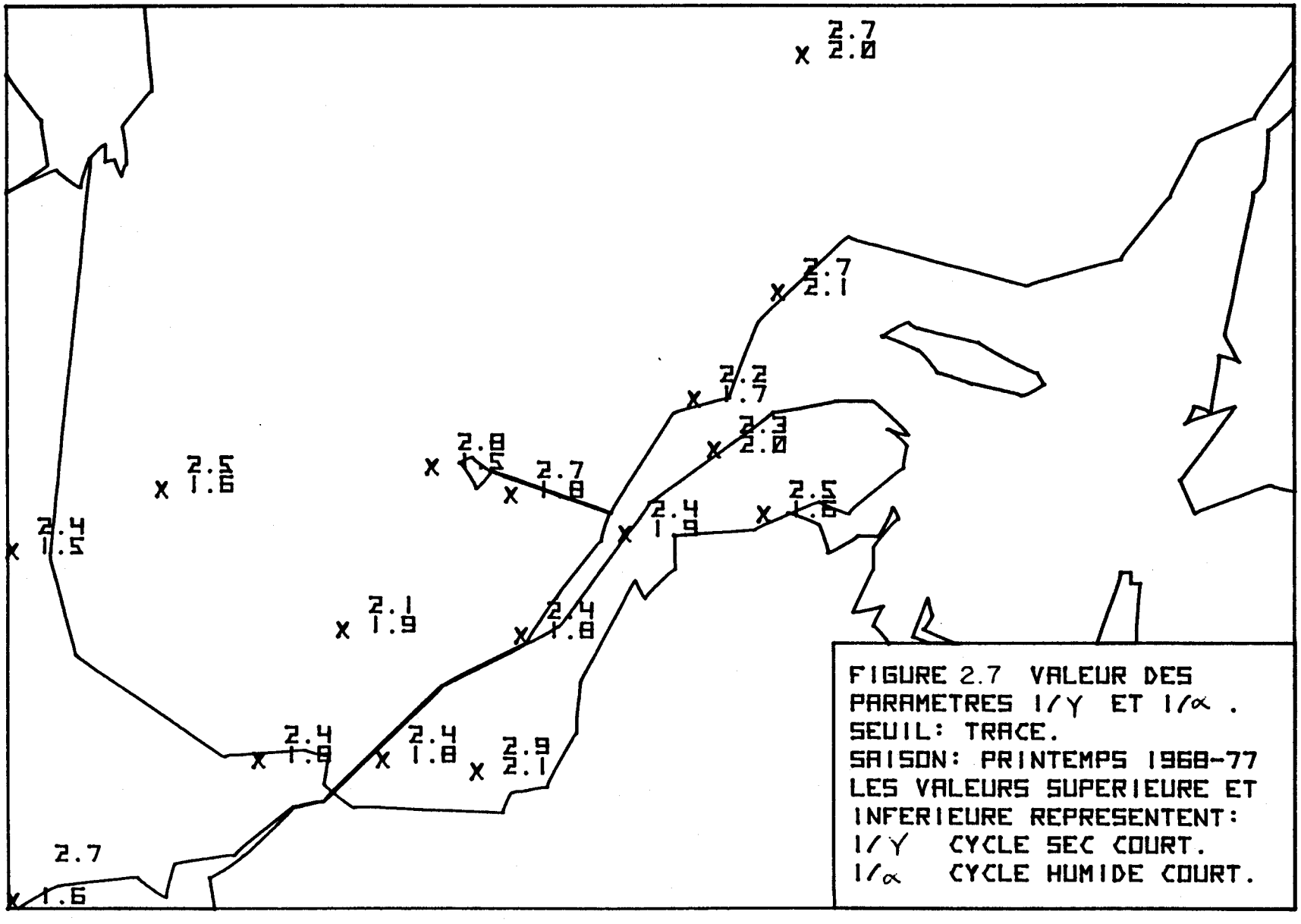
2.7
2.0
2.7
2.1
2.7
1.7
2.3
2.0
2.8
1.5
2.7
1.8
2.5
1.6
2.4
1.9
2.5
1.6
2.4
1.5
2.1
1.9
2.4
1.8
2.4
1.8
2.4
1.8
2.9
2.1
2.7
1.6
FIGURE 2.7 VALEUR DES PARAMETRES 1/γ ET 1/α .
SEUIL: TRACE.
SAISON: PRINTEMPS 1968-77
LES VALEURS SUPERIEURE ET INFERIEURE REPRESENTENT:
1/γ CYCLE SEC COURT.
1/α CYCLE HUMIDE COURT.

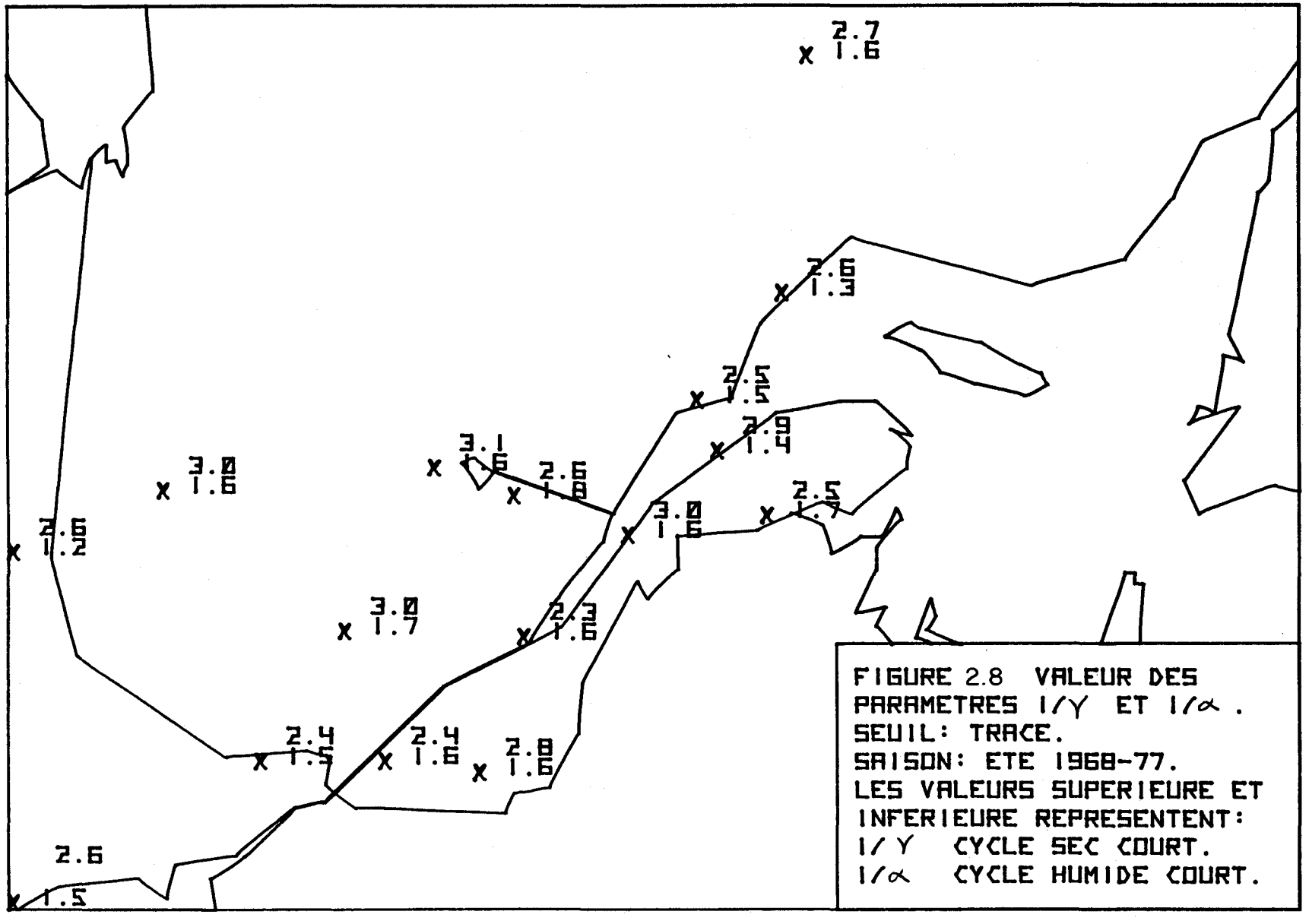

FIGURE 2.8 VALEUR DES PARAMETRES $1/\gamma$ ET $1/\alpha$.
SEUIL: TRACE.
SAISON: ETE 1968-77.
LES VALEURS SUPERIEURE ET INFERIEURE REPRESENTENT:
$1/\gamma$ CYCLE SEC COURT.
$1/\alpha$ CYCLE HUMIDE COURT.

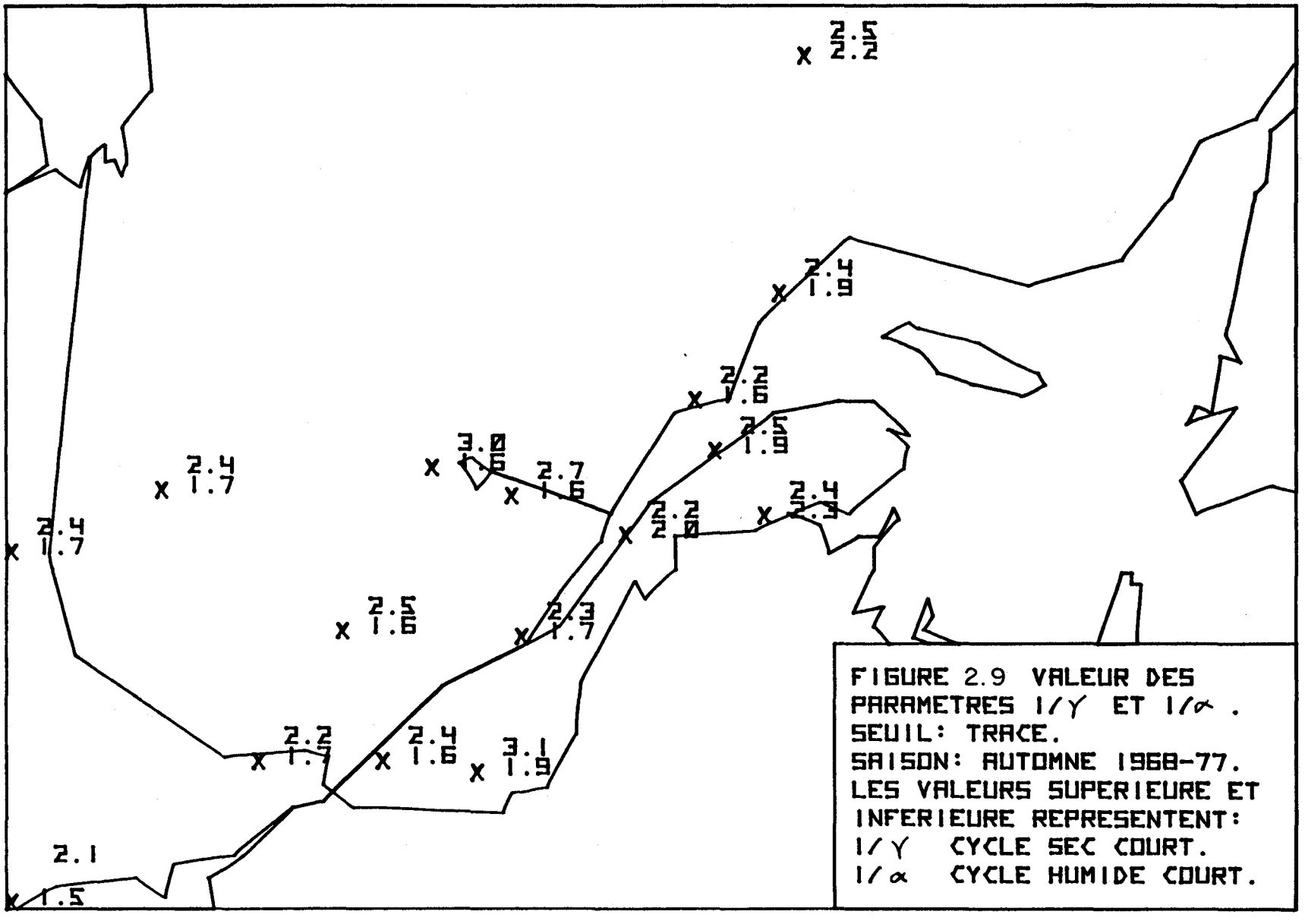

FIGURE 2.9 VALEUR DES PARAMETRES $1/\gamma$ ET $1/\alpha$.
SEUIL: TRACE.
SAISON: AUTOMNE 1968-77.
LES VALEURS SUPERIEURE ET INFERIEURE REPRESENTENT:
$1/\gamma$ CYCLE SEC COURT.
$1/\alpha$ CYCLE HUMIDE COURT.

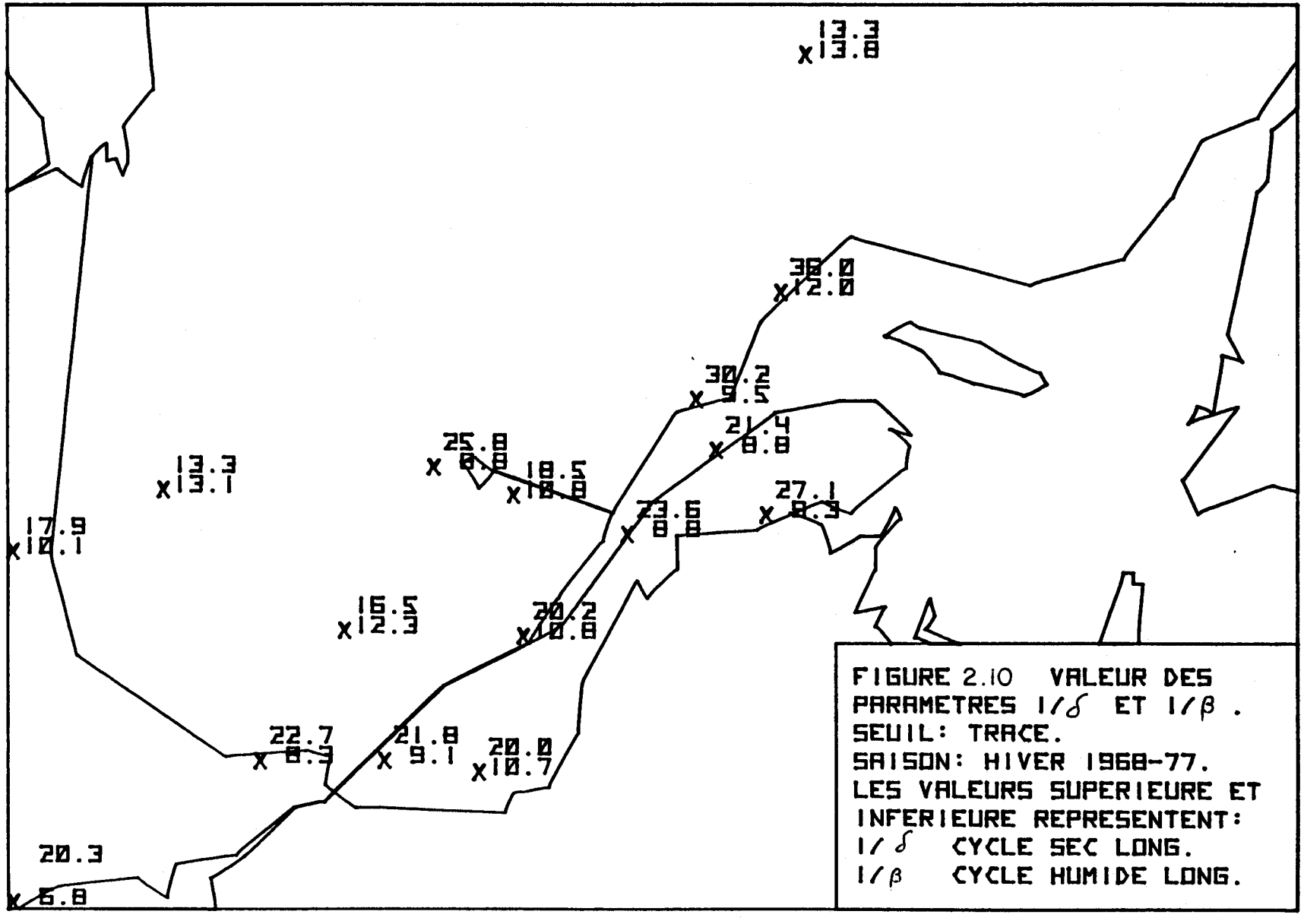

FIGURE 2.10 VALEUR DES PARAMETRES $1/\delta$ ET $1/\beta$.
SEUIL: TRACE.
SAISON: HIVER 1968-77.
LES VALEURS SUPERIEURE ET INFERIEURE REPRESENTENT:
$1/\delta$ CYCLE SEC LONG.
$1/\beta$ CYCLE HUMIDE LONG.

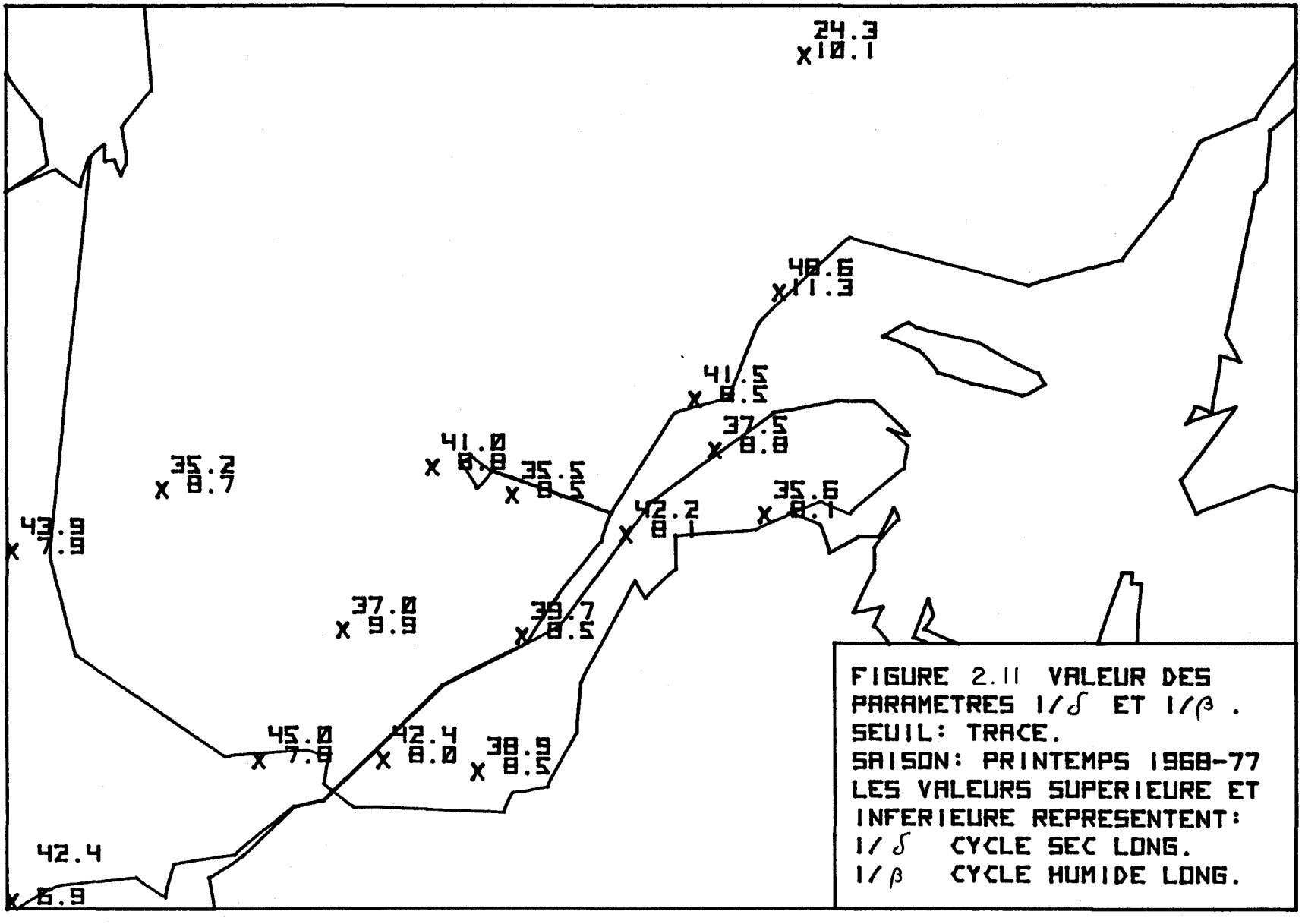

FIGURE 2.11 VALEUR DES PARAMETRES $1/\delta$ ET $1/\beta$.
SEUIL: TRACE.
SAISON: PRINTEMPS 1968-77
LES VALEURS SUPERIEURE ET INFERIEURE REPRESENTENT:
$1/\delta$ CYCLE SEC LONG.
$1/\beta$ CYCLE HUMIDE LONG.

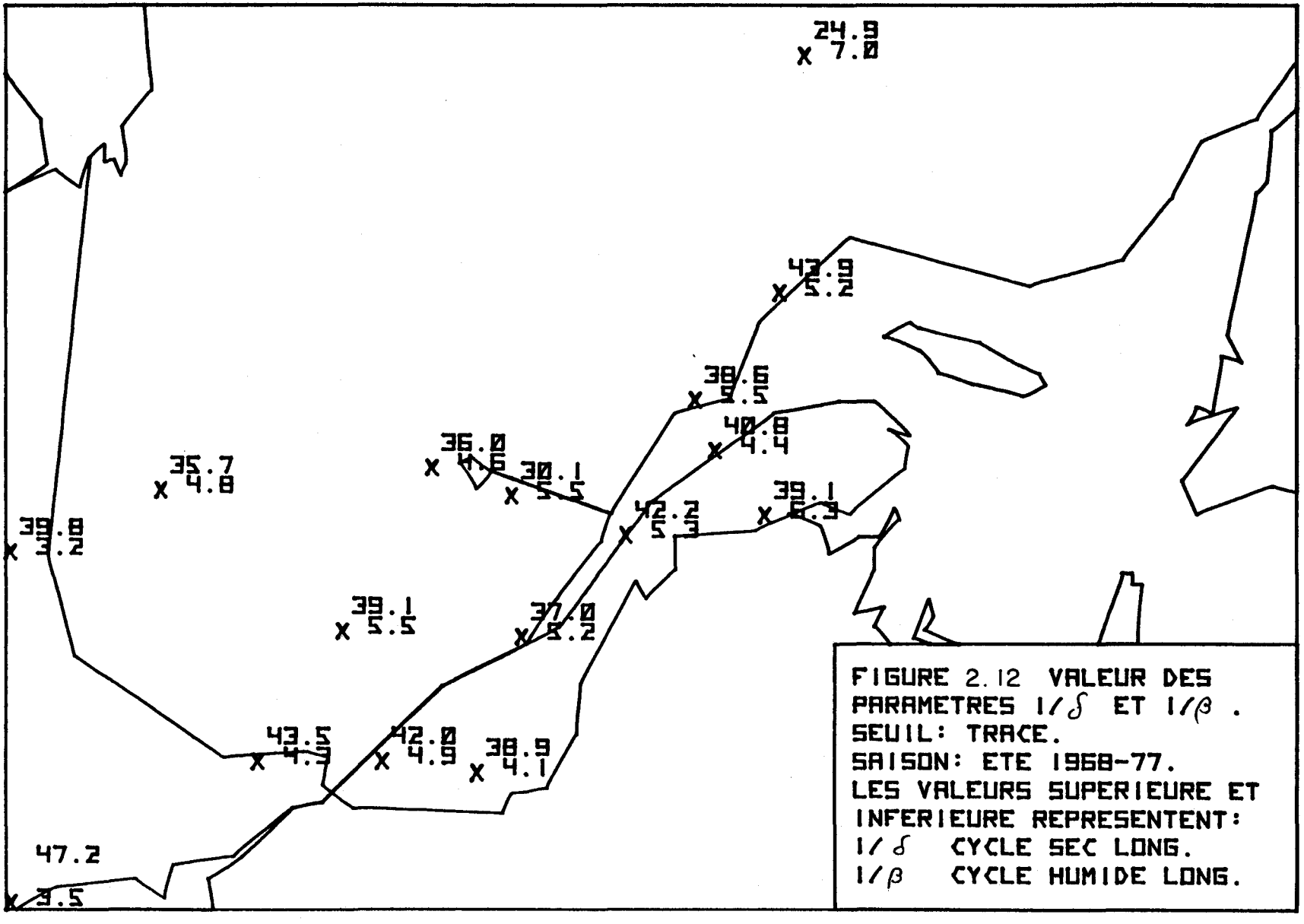

FIGURE 2.12 VALEUR DES PARAMETRES $1/\delta$ ET $1/\beta$.
SEUIL: TRACE.
SAISON: ETE 1968-77.
LES VALEURS SUPERIEURE ET INFERIEURE REPRESENTENT:
$1/\delta$ CYCLE SEC LONG.
$1/\beta$ CYCLE HUMIDE LONG.

rallongé pour atteindre 42 heures sur le sud-ouest du Québec et 24 heures à Schefferville.

Automne (figure 2.13)

La variation spatiale du cycle long sec est similaire à celle de l'été, avec une réduction des valeurs d'environ 6 heures.

2.4.3.2 Cycle long humide: $1/\beta$

Hiver (figure 2.10)

La variation spatiale est à l'inverse du cycle long sec; le cycle s'allonge du sud-ouest au nord-est: il part de sept heures à Toronto pour atteindre neuf heures à Montréal et 14 heures à Schefferville. Les maxima se trouvent en région montagneuse.

Printemps (figure 2.11) et automne (figure 2.13)

Par rapport à l'hiver, le gradient nord-sud a diminué, car le cycle n'a pas changé à Toronto et s'est réduit à 10 heures à Schefferville.

Été (figure 2.12)

Par rapport aux autres saisons, le gradient nord-sud est encore réduit, ainsi que la longueur du cycle. On observe un minimum de 3,2 heures à Sudbury et un maximum de sept heures à Schefferville.

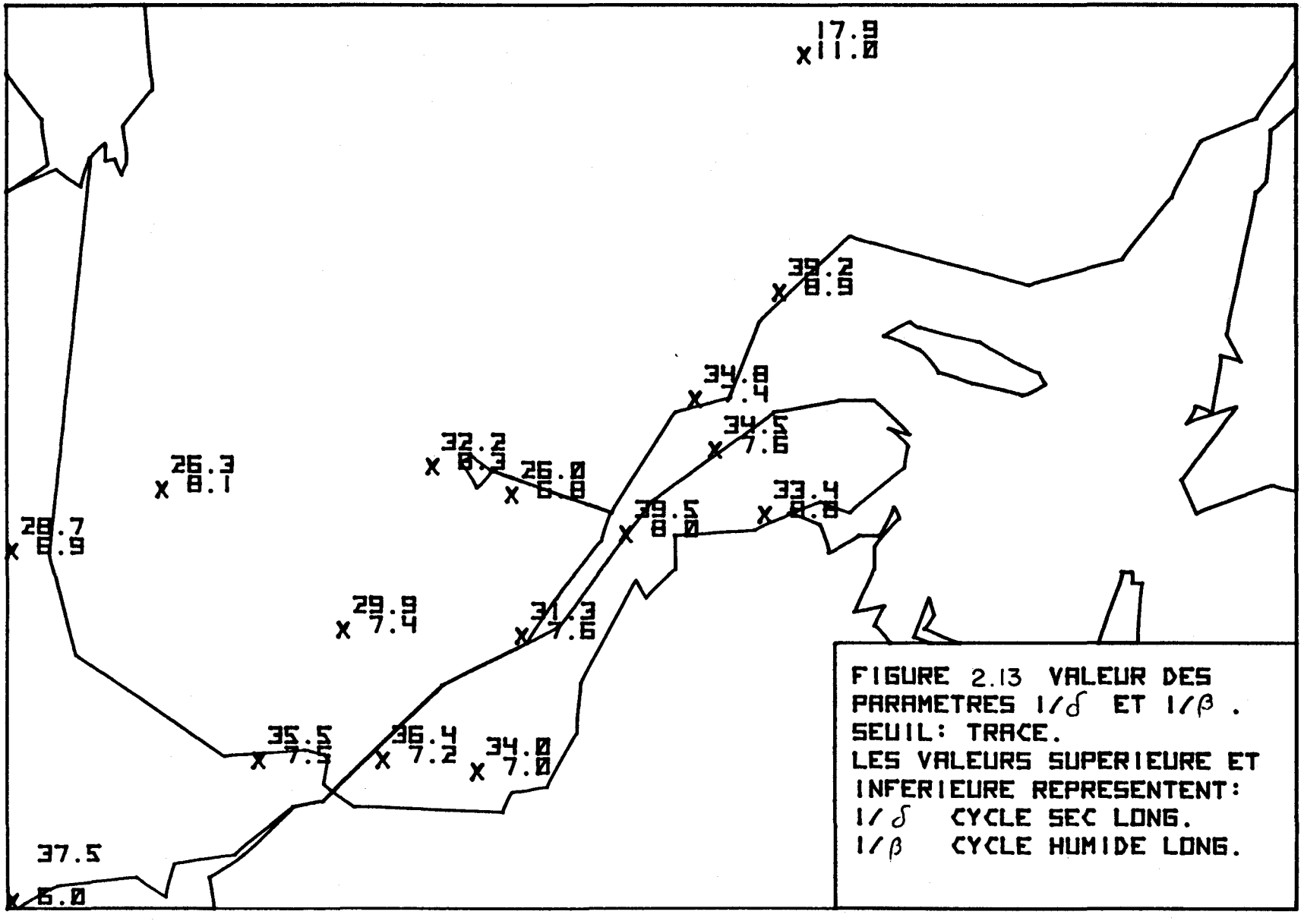

FIGURE 2.13 VALEUR DES PARAMETRES $1/\delta$ ET $1/\beta$.
SEUIL: TRACE.
LES VALEURS SUPERIEURE ET INFERIEURE REPRESENTENT:
$1/\delta$ CYCLE SEC LONG.
$1/\beta$ CYCLE HUMIDE LONG.

2.4.3.3 Cycle court sec: $1/\gamma$

Aux figures 2.6 à 2.9, on observe généralement un minimum le long du sud-ouest de la vallée du Saint-Laurent et un maximum sur la basse Côte-Nord. En utilisant la moyenne provinciale avec son écart-type, nous trouvons que le cycle vaut 2,6 ± 0,4 heures en été et qu'il diminue à 2,1 ± 0,5 heures en hiver. Les variations spatiales et temporelles sont donc relativement faibles. La décroissance en hiver est due à la plus grande fréquence d'épisodes avec précipitation durant cette période.

2.4.3.4 Cycle court humide: $1/\alpha$

Ce cycle varie peu spatialement et temporellement: comme on peut le constater aux figures 2.6 à 2.9, il vaut environ deux heures en automne et en hiver, avec un léger raccourcissement de 0,1 heure pendant les autres saisons.

2.4.3.5 Paramètres A et C

Le paramètre A indique la proportion de cycles courts dans les épisodes humides. Le paramètre C s'interprète de la même façon pour les épisodes secs. Plus ces valeurs sont fortes, plus les cycles courts sont importants.

Hiver

Comme on peut le constater à la figure 2.14, le paramètre A vaut environ 0,35 ± 0,05 sur l'ensemble du Québec. Il y a une variation nord-sud important car A vaut 0,25 à Schefferville et 0,47 à Toronto. Les cycles longs sont donc favorisés en hiver. Le patron de C est similaire à celui de A.

Printemps

Les valeurs A et C (figure 2.15) augmentent d'environ 0,13 par rapport à leurs valeurs hivernales. Les cycles courts et longs sont alors d'égale importance à la plupart des stations.

Été

La valeur de A (figure 2.16) reste stable en Ontario, mais augmente à 0,65 le long de la vallée du Saint-Laurent et grimpe à 0,75 au-dessus du massif laurentien avec des minima de 0,35 à Sept-Îles et Sudbury. Cependant, la valeur de C diminue par rapport à la valeur printanière. Ceci implique une plus grande fréquence d'averses de courte durée en été.

Automne

La valeur de A (figure 2.17) baisse à 0,5 ± 0,05 sur l'ensemble du Québec, tandis que C vaut environ 0,45 ± 0,10. Tout comme au printemps les deux cycles sont à peu près d'égale importance.

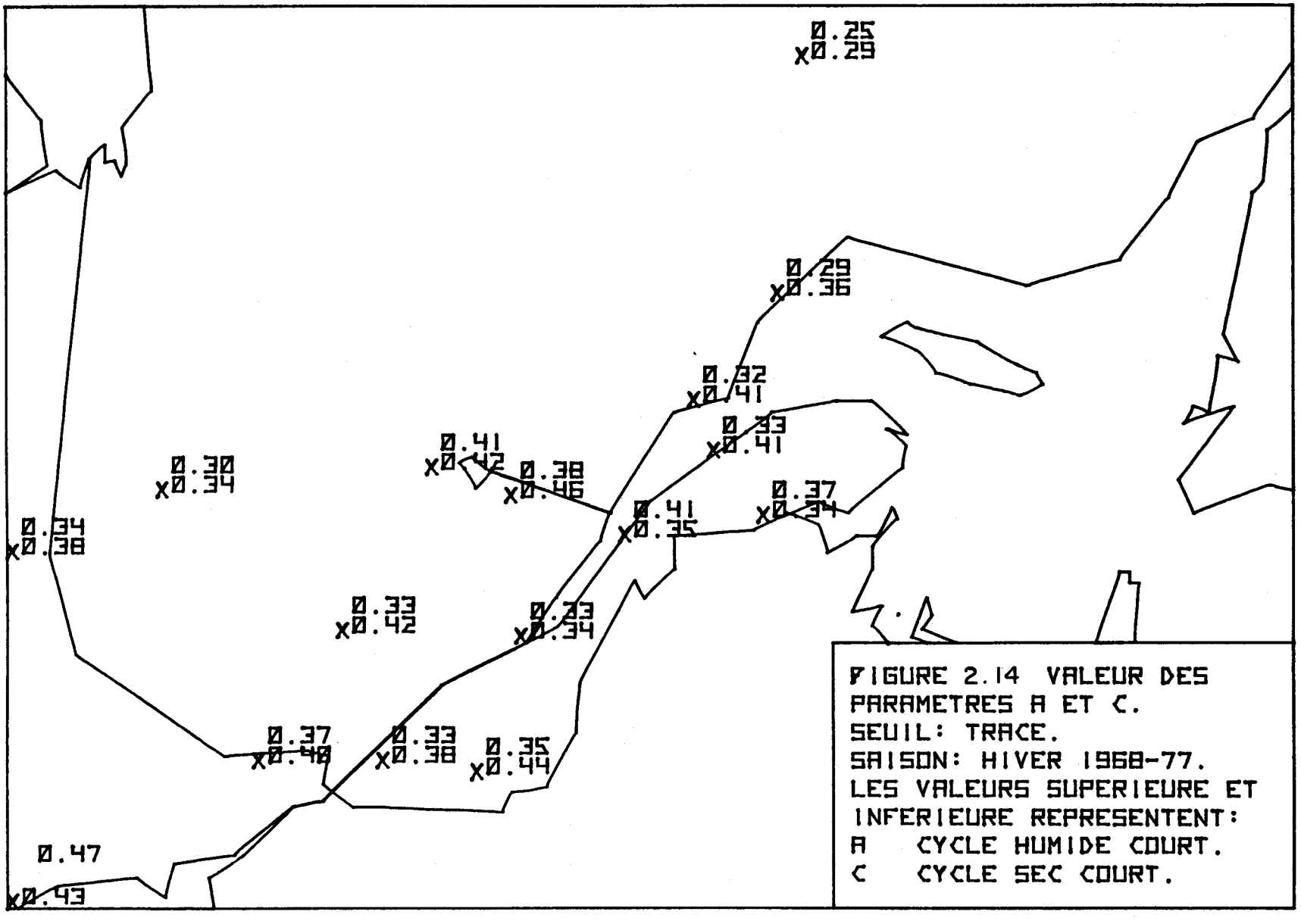

FIGURE 2.14 VALEUR DES PARAMETRES A ET C.
SEUIL: TRACE.
SAISON: HIVER 1968-77.
LES VALEURS SUPERIEURE ET INFERIEURE REPRESENTENT:
A CYCLE HUMIDE COURT.
C CYCLE SEC COURT.

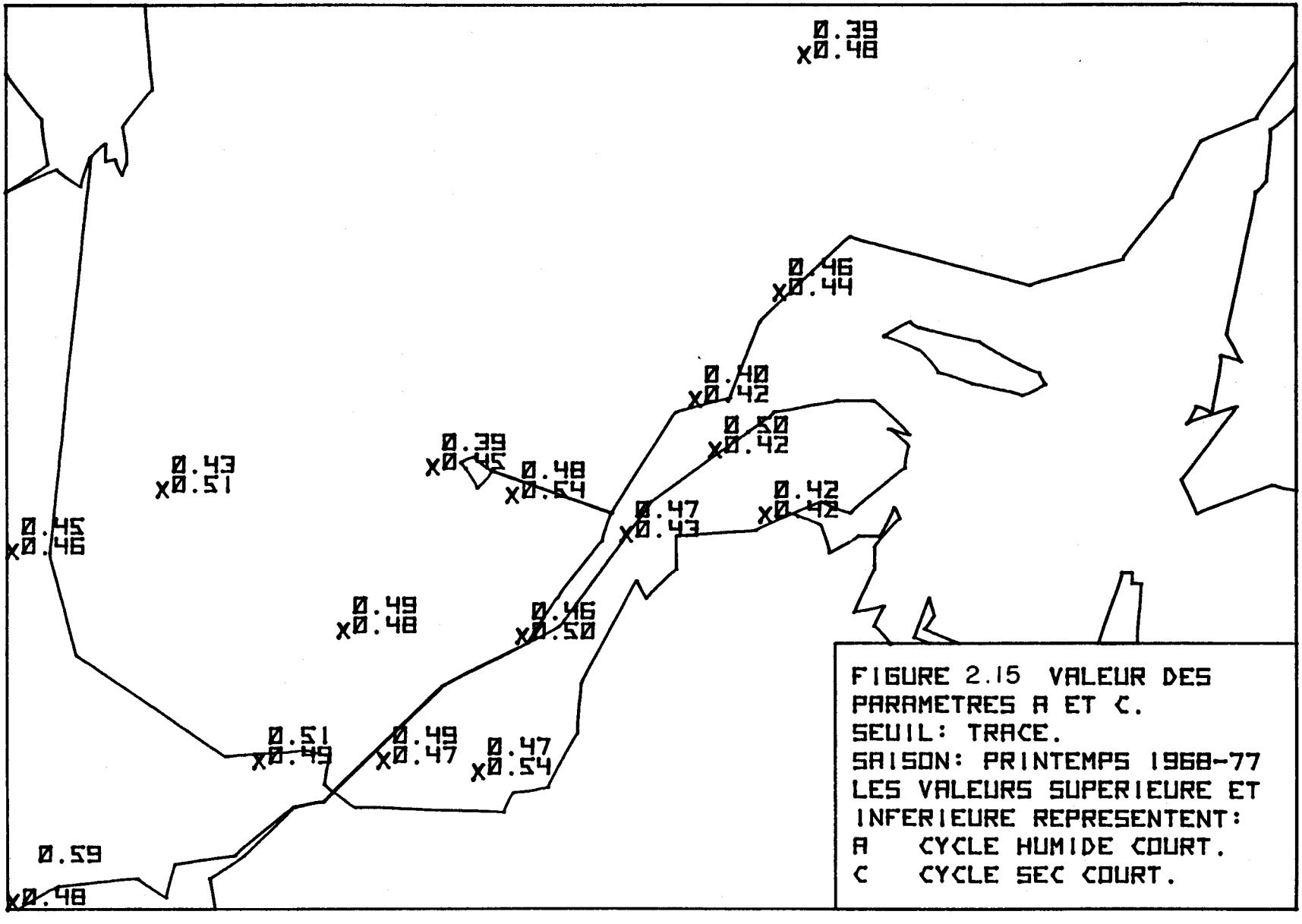
0.39
x0.48
0.46
x0.44
0.40
x0.42
0.50
x0.42
0.43
x0.51
0.39
x0.45
0.48
x0.54
0.42
x0.42
0.47
x0.43
0.45
x0.46
0.49
x0.48
0.46
x0.50
0.51
x0.49
0.49
x0.47
0.47
x0.54
0.59
x0.48
FIGURE 2.15 VALEUR DES PARAMETRES A ET C.
SEUIL: TRACE.
SAISON: PRINTEMPS 1968-77
LES VALEURS SUPERIEURE ET INFERIEURE REPRESENTENT:
A CYCLE HUMIDE COURT.
C CYCLE SEC COURT.

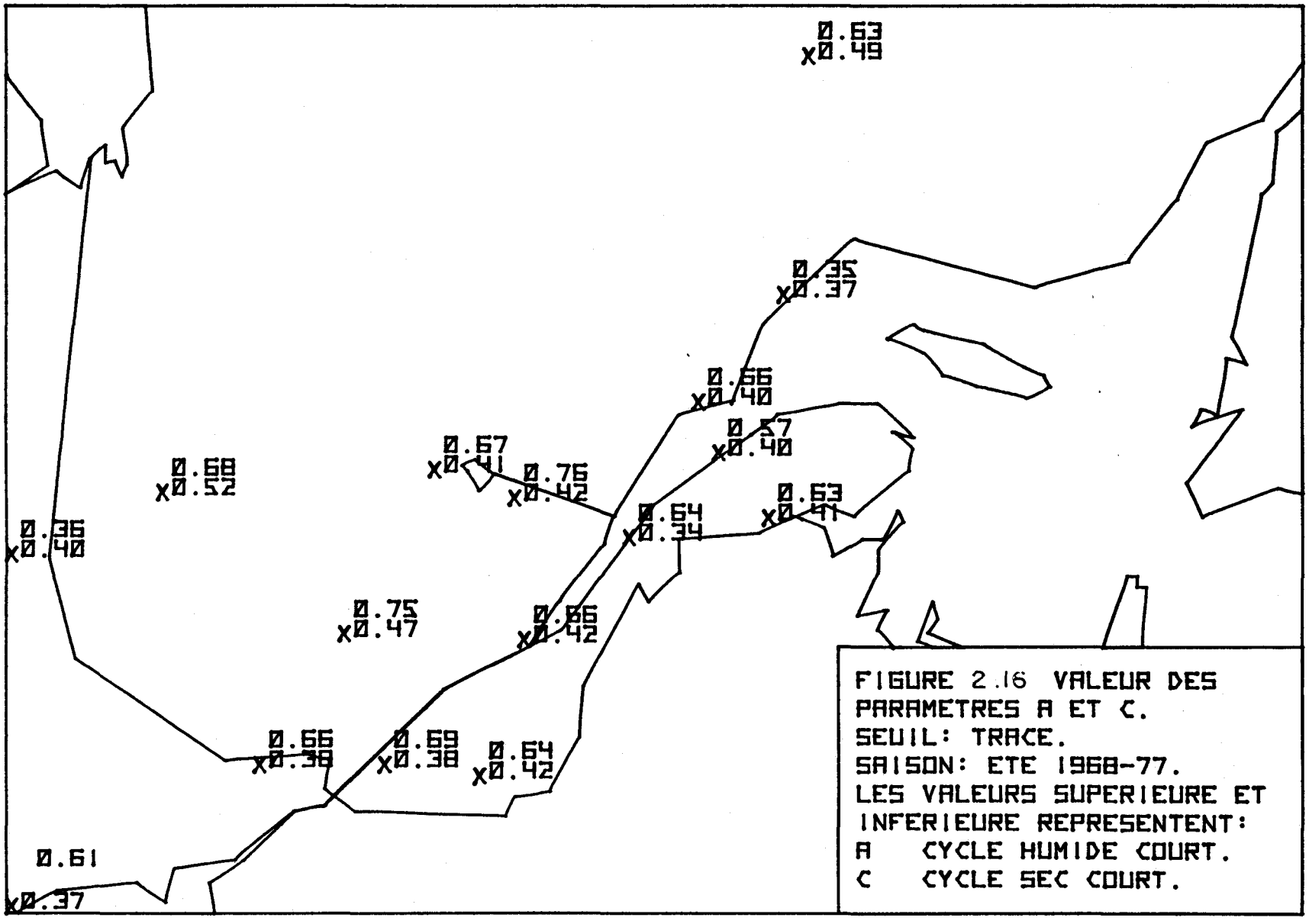
0.63
x0.49
0.35
x0.37
0.66
x0.40
0.57
x0.40
0.67
x0.41
0.76
x0.42
0.68
x0.52
0.63
x0.41
0.64
x0.34
0.36
x0.40
0.75
x0.47
0.66
x0.42
0.66
x0.38
0.69
x0.38
0.64
x0.42
0.61
x0.37
FIGURE 2.16 VALEUR DES PARAMETRES A ET C.
SEUIL: TRACE.
SAISON: ETE 1968-77.
LES VALEURS SUPERIEURE ET INFERIEURE REPRESENTENT:
A CYCLE HUMIDE COURT.
C CYCLE SEC COURT.

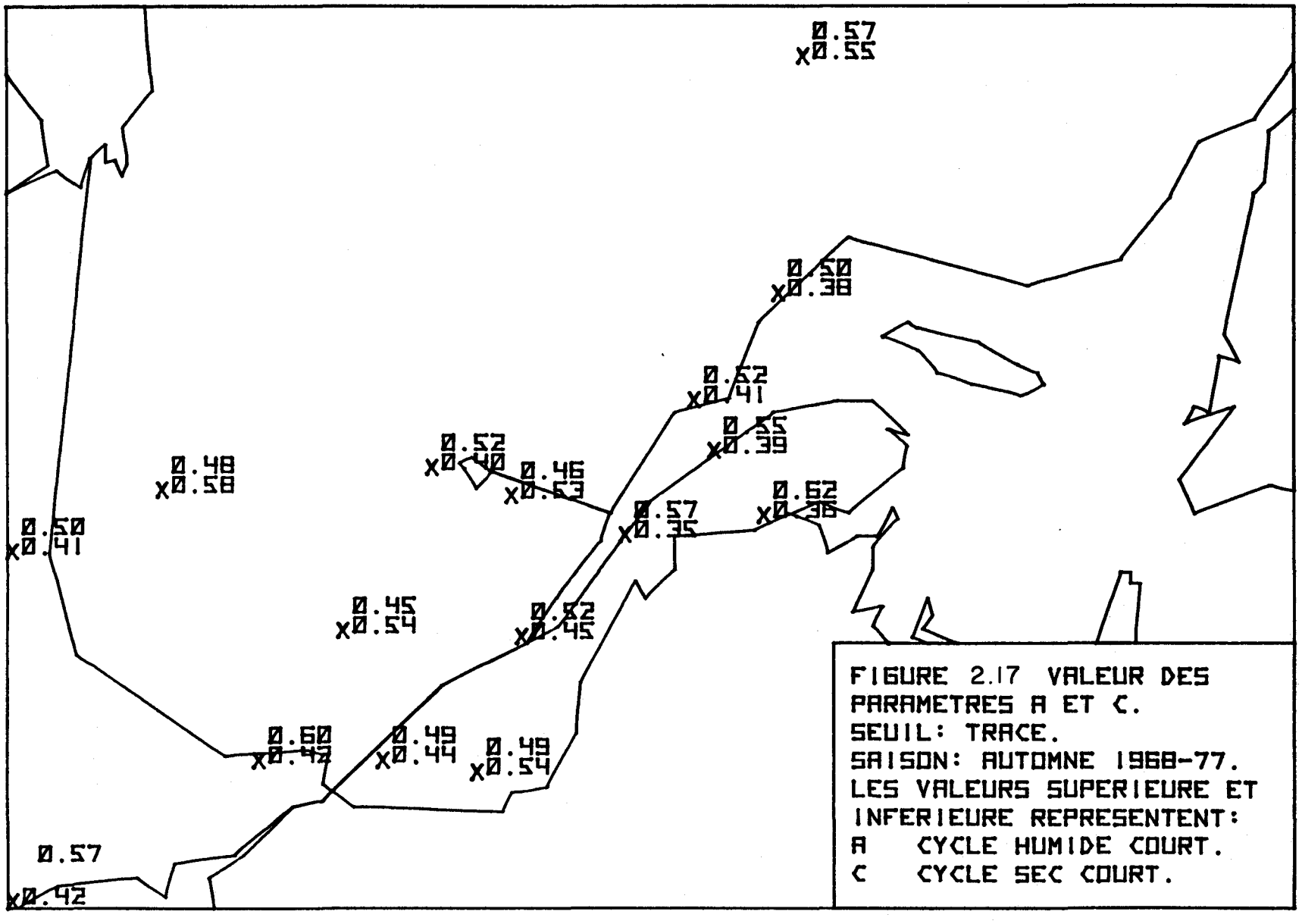

FIGURE 2.17 VALEUR DES PARAMETRES A ET C.
SEUIL: TRACE.
SAISON: AUTOMNE 1968-77.
LES VALEURS SUPERIEURE ET INFERIEURE REPRESENTENT:
A CYCLE HUMIDE COURT.
C CYCLE SEC COURT.

2.4.3.6 Commentaires généraux

Suite à l'analyse de ces variations on a pu déterminer que la méthode des deux chaînes de Markov a donné d'excellents résultats en utilisant les codes de précipitation. Ceci correspond à peu près à utiliser une trace comme seuil de détection de la précipitation. Les cycles trouvés sont semblables pour des stations voisines et les paramètres se cartographient aisément. La plupart des différences trouvées entre les stations peuvent s'expliquer par des phénomènes orographiques (plus grande humidité en terrain élevé) ou climatologiques (variation des trajectoires moyennes des systèmes synoptiques qui passent plus fréquemment sur le sud de la province en hiver et au nord en été).

2.5 Utilisation des données des pluviographes

Les données qui proviennent des pluviographes ne sont fiables que pour la saison sans neige, soit d'environ mai à septembre. Le seuil de détection des pluviographes à augets est de 0,25 mm. Rodhe et Grandell (1972) ont fait leur étude de cycles secs-humides en utilisant deux seuils: 0,25 mm h^{-1} et 1 mm h^{-1}. En utilisant un seuil plus élevé, on obtient une réduction du cycle humide et un allongement du cycle sec, à cause de la réduction du nombre de périodes humides.

2.5.1 Proportion du nombre de jours impliqués dans les divers cycles

Nous utilisons le seuil de détection de 0,25 mm h^{-1}. La figure 2.18 peut être comparée à la figure 2.2: les données de la station Montréal (Dorval) de 1968 à 1977 sont utilisées. On note que le comportement des courbes dans les deux figures est similaire: le cycle long sec a gagné environ 0,05 pour atteindre 0,90 tandis que le cycle court sec oscille autour de 0,025 dans les deux cas. Le cycle long humide baisse d'environ 0,01 à 0,06 et le cycle court humide perd 0,02 à 0,01.

Il y a un changement saisonnier dans la nature de la précipitation: en été, il n'y a que de la précipitation liquide (si on exclut les cas infréquents de grêle), tandis qu'en hiver la neige domine. En fait, la quantité de précipitation qui tombe en hiver est inférieure à celle qui tombe en été sur l'ensemble sud du Québec (Wilson, 1971). Par contre le nombre d'heures avec précipitation augmente beaucoup en hiver: en conséquence, l'intensité de la précipitation varie beaucoup de l'été à l'hiver. C'est pourquoi il est difficile d'extrapoler avec précision la valeur des cycles, basée sur un seuil de 0,25 mm h^{-1}, hors des mois d'été à l'aide de la comparaison des deux graphiques.

2.5.2 Conversion des cycles au seuil de 0,25 mm h^{-1}

Pour la période sans neige, de mai à septembre, nous avons comparé les valeurs des paramètres (α, β, γ, δ) et des coefficients (A, C) obtenues en utilisant comme seuil le code de précipitation (indice TR) avec celles

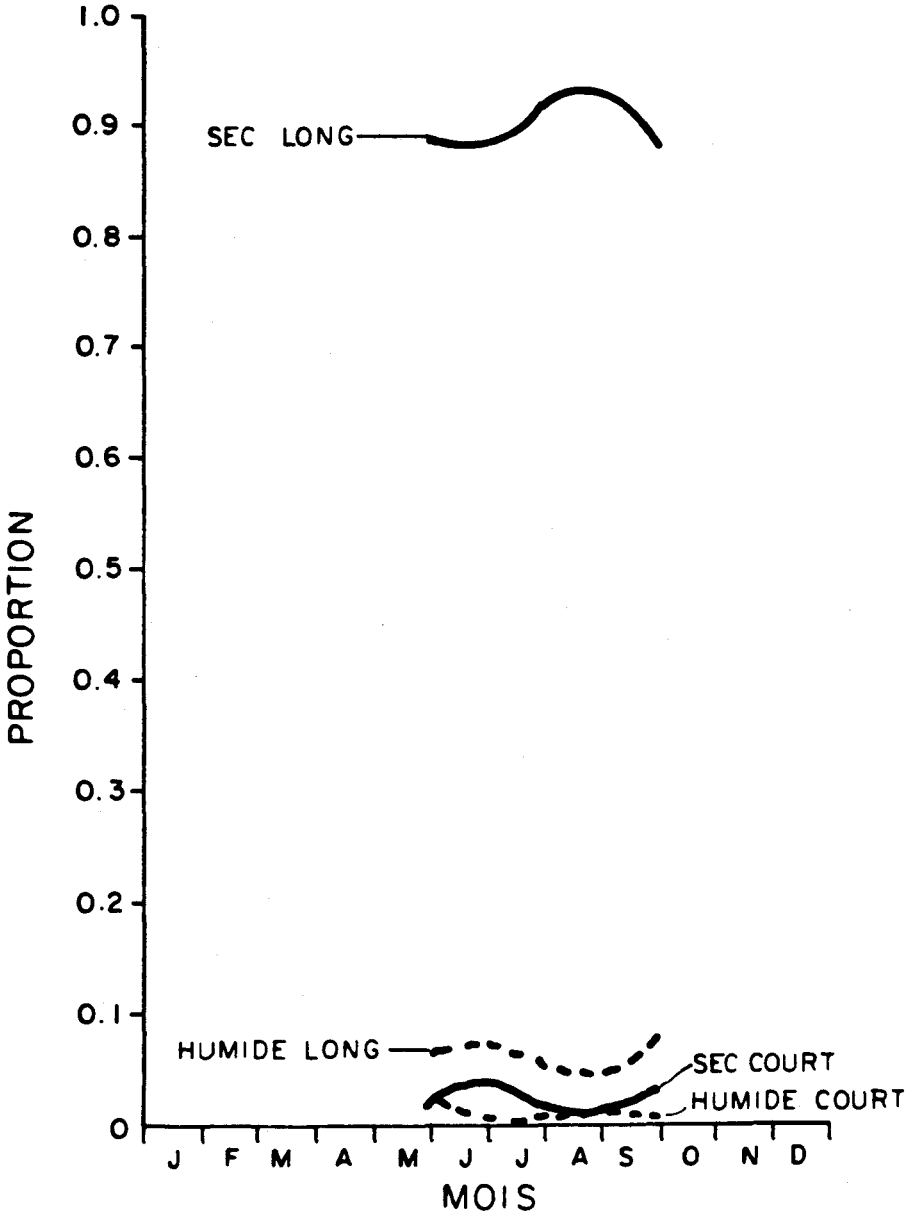

FIGURE 2.18 Variation mensuelle de la proportion du nombre de jours impliqués dans les quatre cycles considérés.
Station: Montréal 1968-1977. Seuil: 0,25 mm/h.

utilisant 0,25 mm h^{-1} (indice 0,25). La moyenne et l'écart type des rapports (0,25/TR) ont été calculés sur l'ensemble des cinq mois aux quatre stations suivantes: Mont-Joli, Val-d'Or, Montréal et Québec pour les années 1968 à 1977 (tableau 2.19).

Il est certain que l'utilisation d'une trace comme seuil de précipitation est inacceptable pour l'utilisation dans un modèle de TGDPA: le cycle sec trouvé est trop court et le cycle humide trop long. Nous adoptons le seuil de 0,25 mm h^{-1} qui est souvent choisi dans les études sur le TGDPA (Rodhe et Grandell, 1972). Les relations trouvées entre les deux seuils sont valides seulement pour les mois d'été. Comme nous ne disposons pas de mesures nous permettant de calculer avec précision la variation mensuelle ou saisonnière de ces facteurs, nous les garderons constants sur l'ensemble de l'année. Cette hypothèse pourrait être modifiée dans des études où l'on dispose de données plus précises. Les tableaux 2.2 à 2.18 représentent les valeurs des paramètres par rapport au seuil de 0,25 mm h^{-1}. Les figures 2.19 à 2.30 présentent les valeurs de ces cycles sur le sud du Québec.

À la figure 2.31, nous pouvons voir la variation des paramètres et des coefficients de la double chaîne de Markov à Val-d'Or en faisant varier le seuil de détection de précipitation d'une trace à 1,5 mm h^{-1}. Il n'y a que le cycle long sec qui augmente avec le relèvement du seuil (figure 2.32); tous les autres cycles se raccourcissent. On s'attendait à ce résultat à cause de l'augmentation du nombre d'heures considérées sèches. Avec l'augmentation du seuil, le coefficient A oscille, avec une tendance à diminuer, tandis que le coefficient C diminue graduellement. Ceci est la

TABLEAU 2.19 Moyenne et écart type du rapport des valeurs des paramètres des chaînes de Markov. Seuils de détection considérés: 0,25 mm h^{-1} et trace (TR).

PARAMÈTRES	MOYENNE	ÉCART TYPE
$\alpha_{0,25}/\alpha_{TR}$	1,07	0,07
$\beta_{0,25}/\beta_{TR}$	1,36	0,16
$\gamma_{0,25}/\gamma_{TR}$	1,09	0,14
$\delta_{0,25}/\delta_{TR}$	0,84	0,01
$A_{0,25}/A_{TR}$	1,03	0,10
$B_{0,25}/B_{TR}$	0,89	0,10

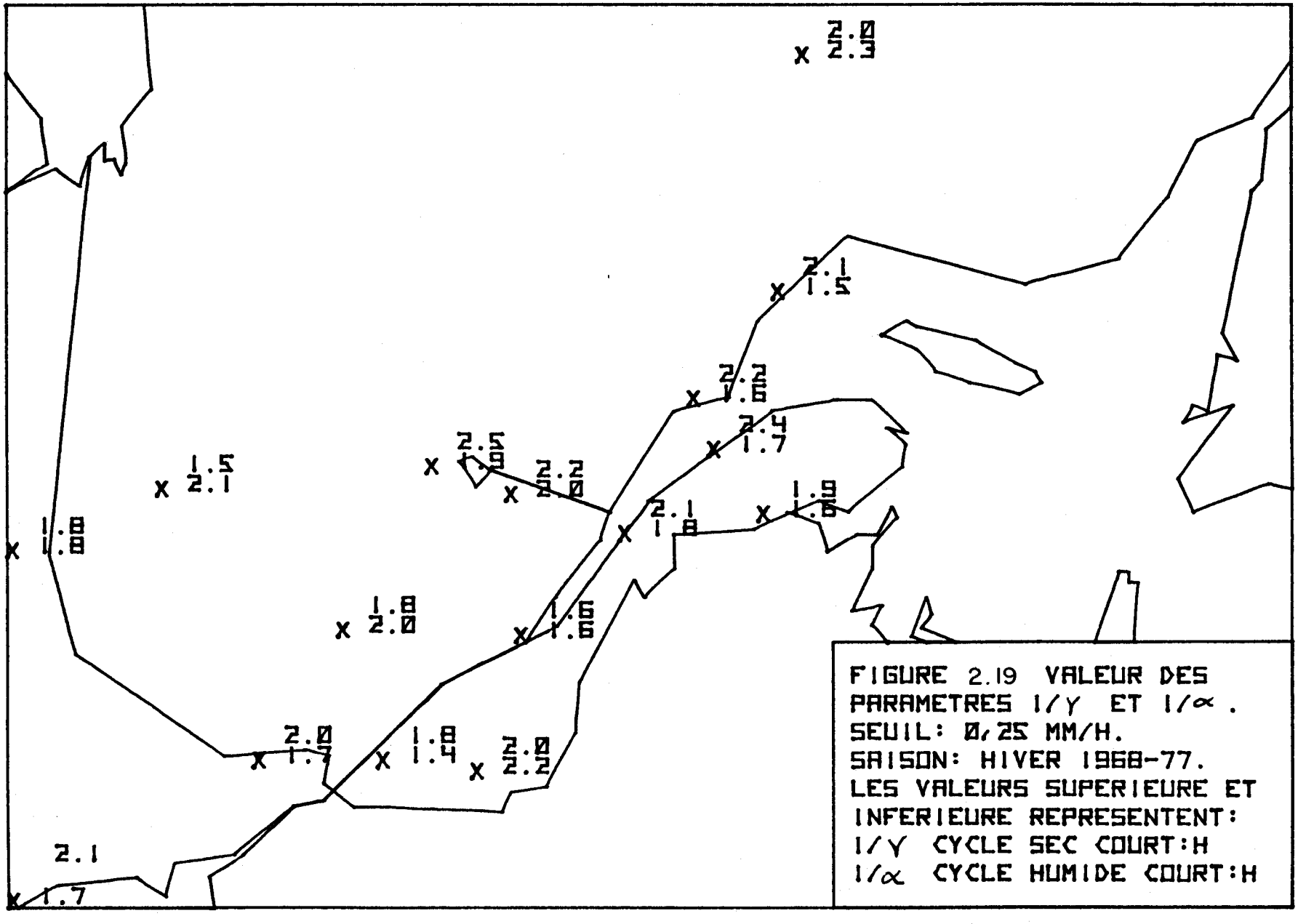

FIGURE 2.19 VALEUR DES PARAMETRES $1/\gamma$ ET $1/\alpha$.
SEUIL: 0,25 MM/H.
SAISON: HIVER 1968-77.
LES VALEURS SUPERIEURE ET INFERIEURE REPRESENTENT:
$1/\gamma$ CYCLE SEC COURT:H
$1/\alpha$ CYCLE HUMIDE COURT:H

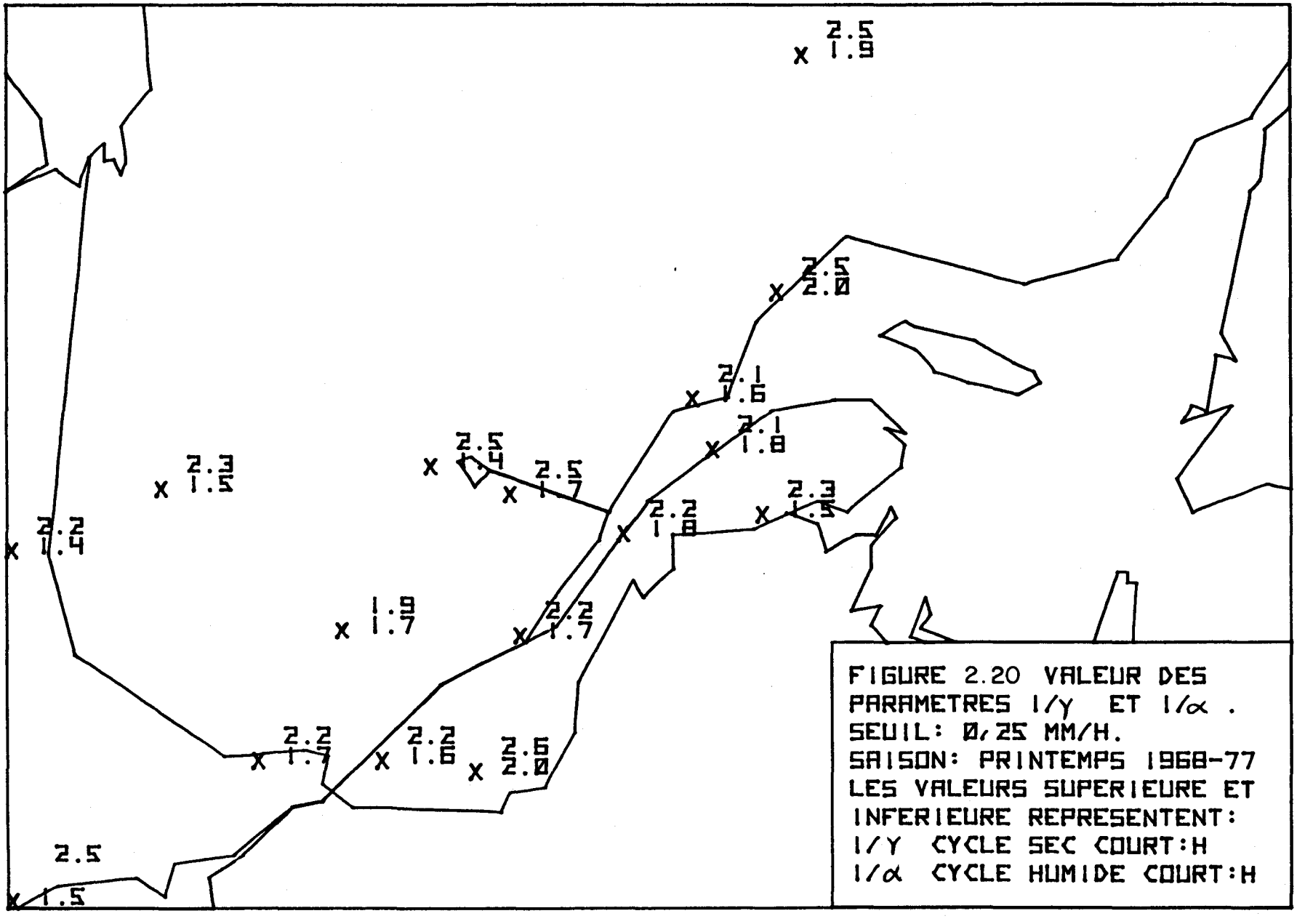

FIGURE 2.20 VALEUR DES PARAMETRES $1/\gamma$ ET $1/\alpha$.
SEUIL: 0,25 MM/H.
SAISON: PRINTEMPS 1968-77
LES VALEURS SUPERIEURE ET INFERIEURE REPRESENTENT:
$1/\gamma$ CYCLE SEC COURT:H
$1/\alpha$ CYCLE HUMIDE COURT:H

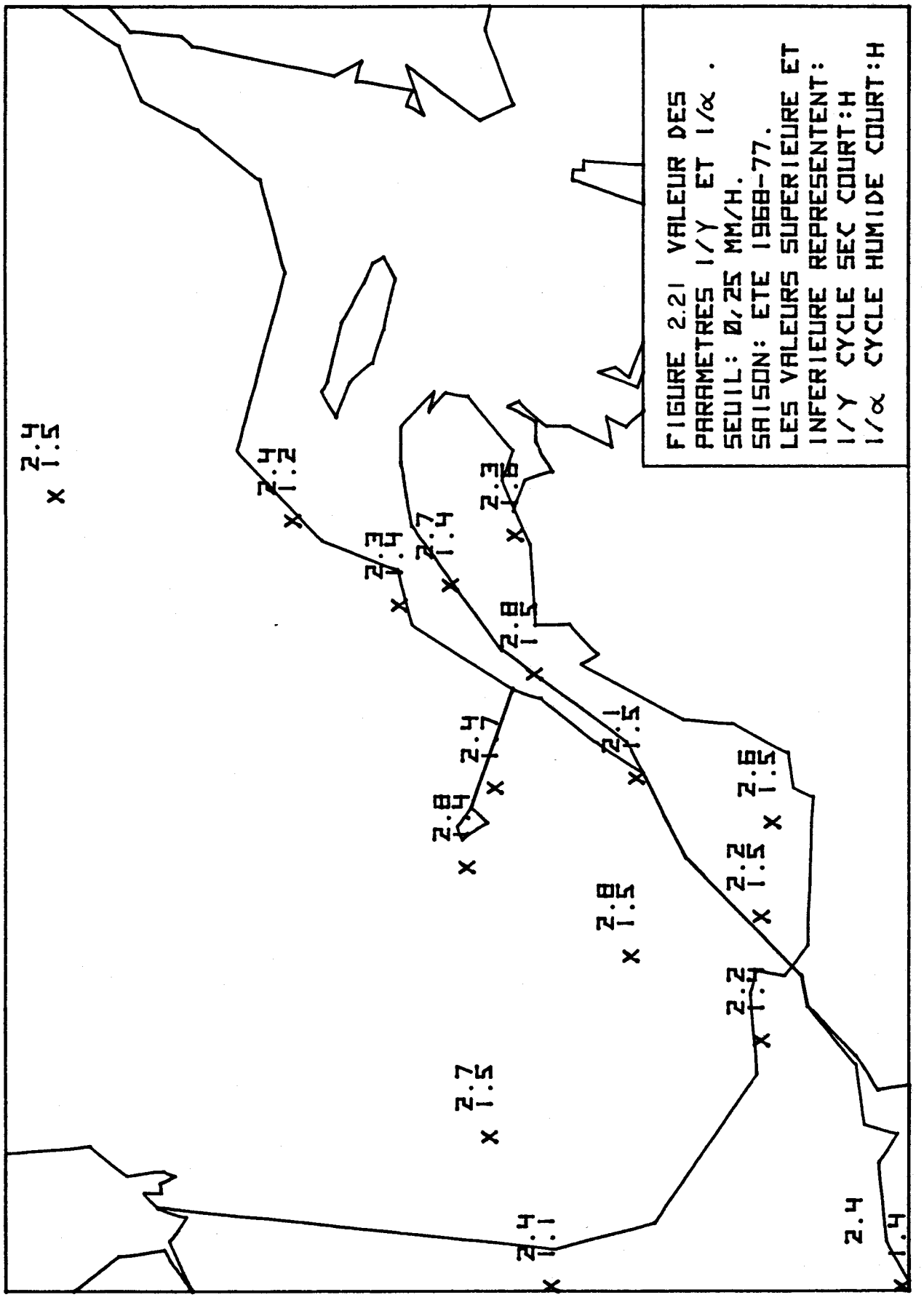
FIGURE 2.21 VALEUR DES
PARAMETRES 1/γ ET 1/α .
SEUIL: 0,25 MM/H.
SAISON: ETE 1968-77.
LES VALEURS SUPERIEURE ET
INFERIEURE REPRESENTENT:
1/γ CYCLE SEC COURT:H
1/α CYCLE HUMIDE COURT:H

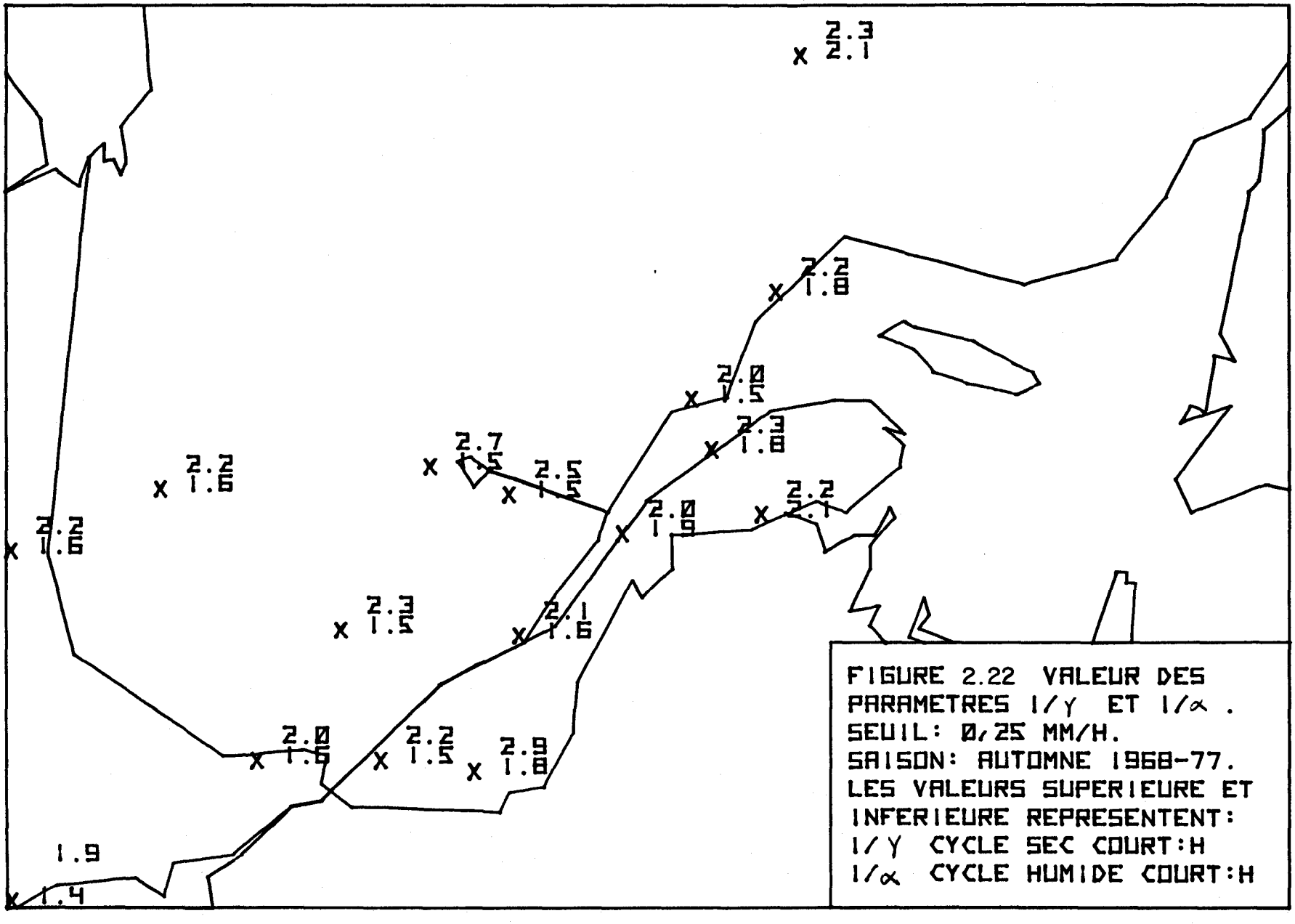

FIGURE 2.22 VALEUR DES PARAMETRES $1/\gamma$ ET $1/\alpha$.
SEUIL: 0,25 MM/H.
SAISON: AUTOMNE 1968-77.
LES VALEURS SUPERIEURE ET INFERIEURE REPRESENTENT:
$1/\gamma$ CYCLE SEC COURT:H
$1/\alpha$ CYCLE HUMIDE COURT:H

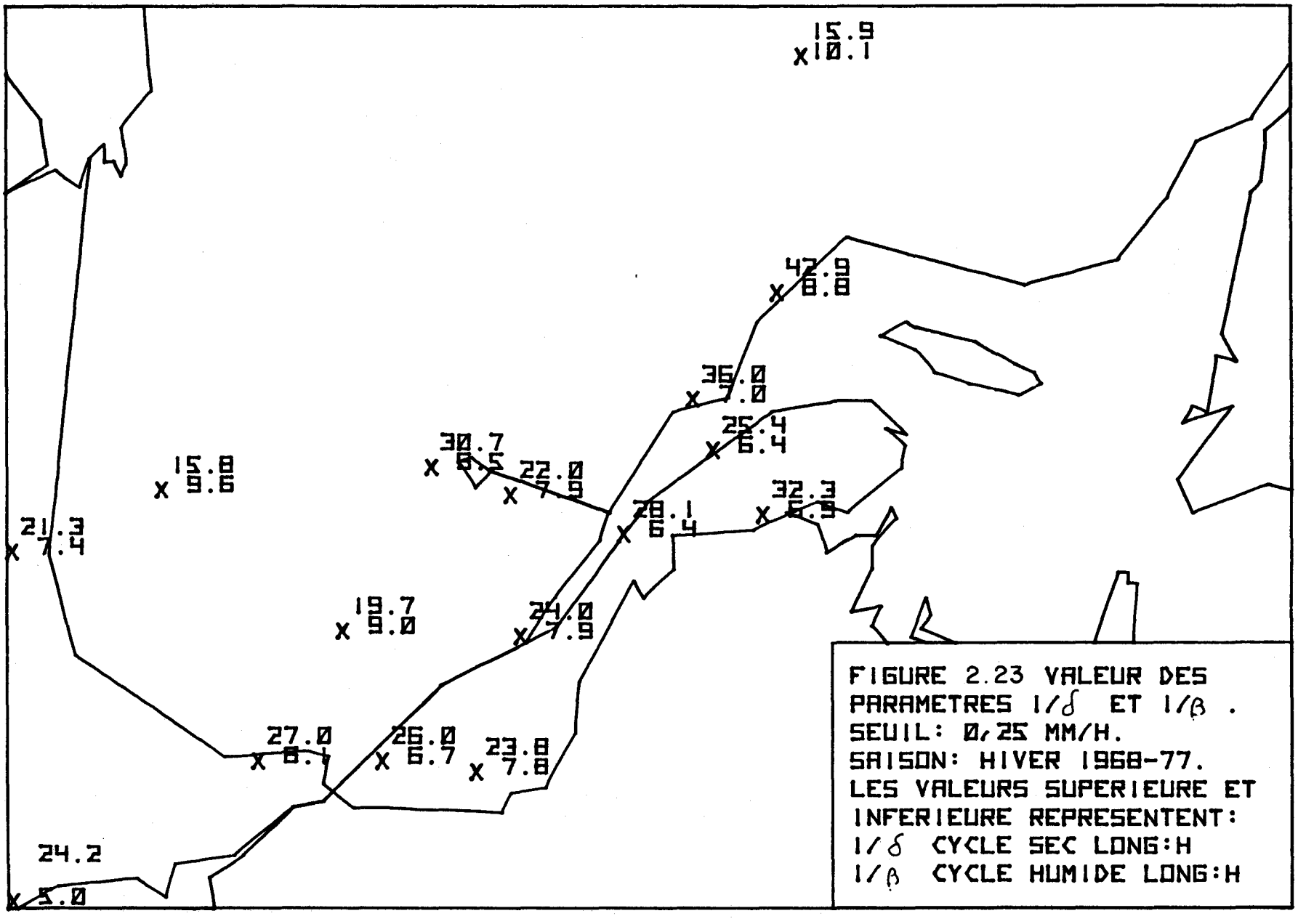

FIGURE 2.23 VALEUR DES PARAMETRES $1/\delta$ ET $1/\beta$.
SEUIL: 0,25 MM/H.
SAISON: HIVER 1968-77.
LES VALEURS SUPERIEURE ET INFERIEURE REPRESENTENT:
$1/\delta$ CYCLE SEC LONG:H
$1/\beta$ CYCLE HUMIDE LONG:H

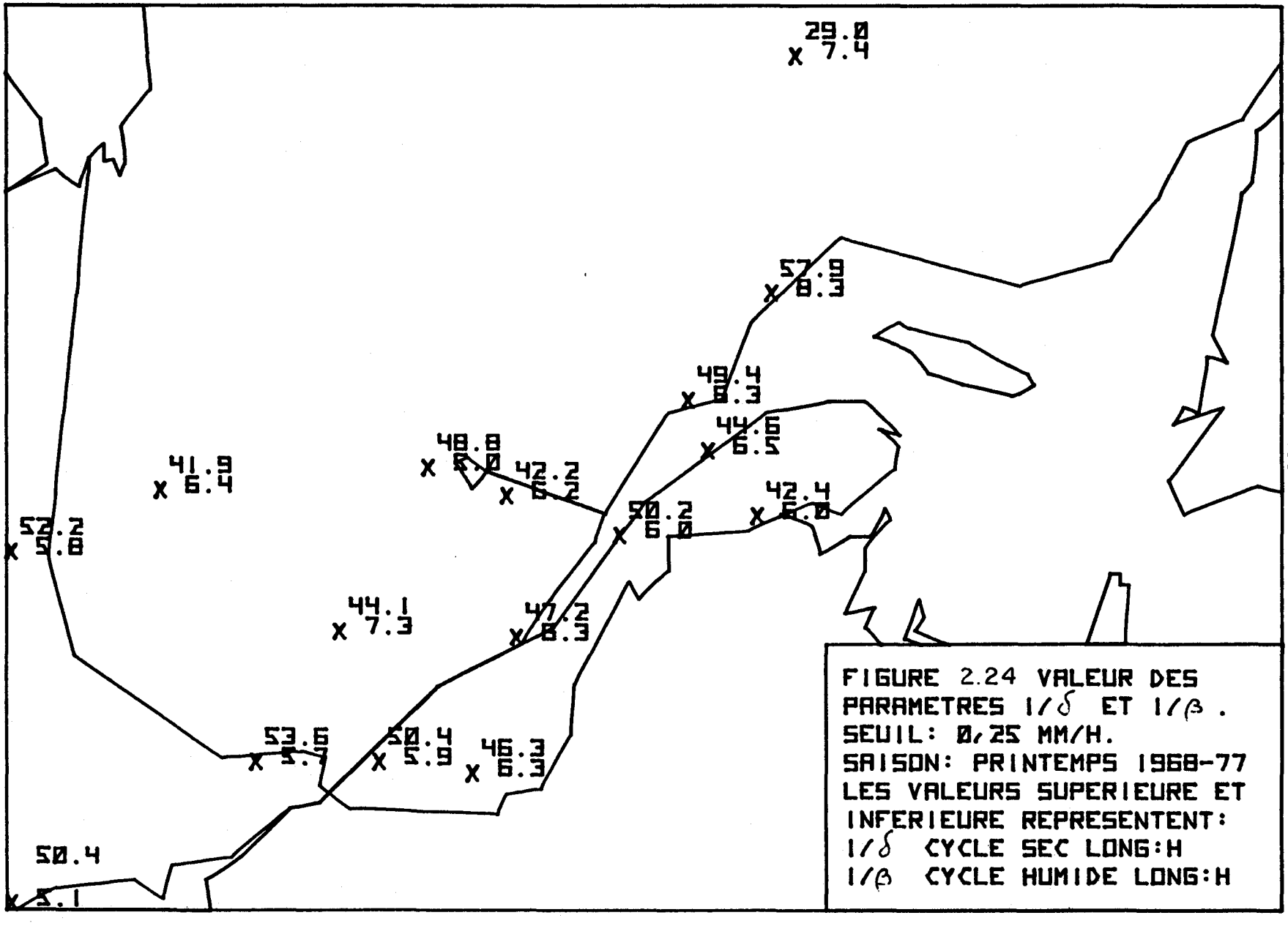

FIGURE 2.24 VALEUR DES PARAMETRES $1/\delta$ ET $1/\beta$.
SEUIL: 0,25 MM/H.
SAISON: PRINTEMPS 1968-77
LES VALEURS SUPERIEURE ET INFERIEURE REPRESENTENT:
$1/\delta$ CYCLE SEC LONG:H
$1/\beta$ CYCLE HUMIDE LONG:H

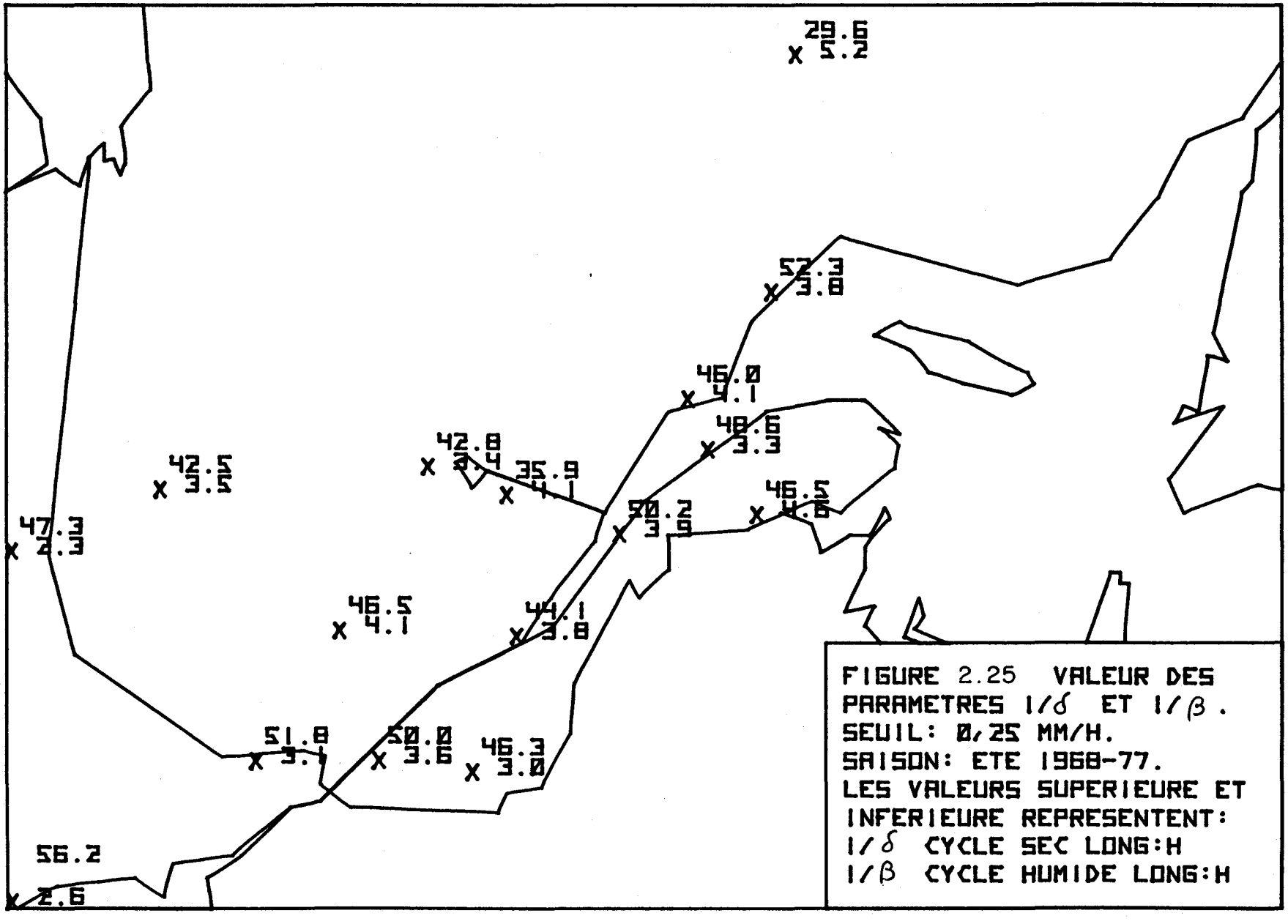

FIGURE 2.25 VALEUR DES PARAMETRES $1/\delta$ ET $1/\beta$.
SEUIL: 0,25 MM/H.
SAISON: ETE 1968-77.
LES VALEURS SUPERIEURE ET INFERIEURE REPRESENTENT:
$1/\delta$ CYCLE SEC LONG:H
$1/\beta$ CYCLE HUMIDE LONG:H

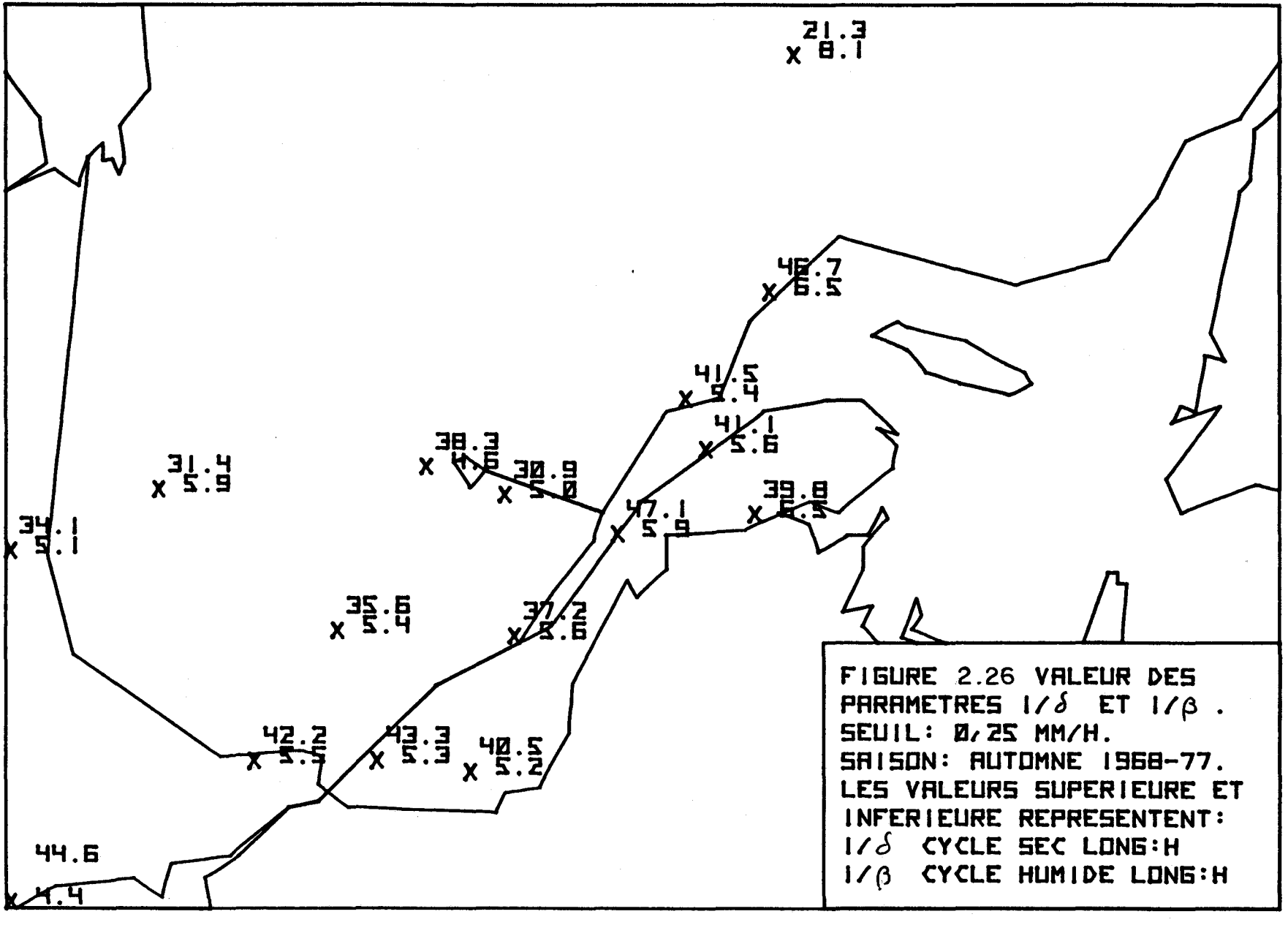

FIGURE 2.26 VALEUR DES PARAMETRES $1/\delta$ ET $1/\beta$.
SEUIL: 0,25 MM/H.
SAISON: AUTOMNE 1968-77.
LES VALEURS SUPERIEURE ET INFERIEURE REPRESENTENT:
$1/\delta$ CYCLE SEC LONG:H
$1/\beta$ CYCLE HUMIDE LONG:H

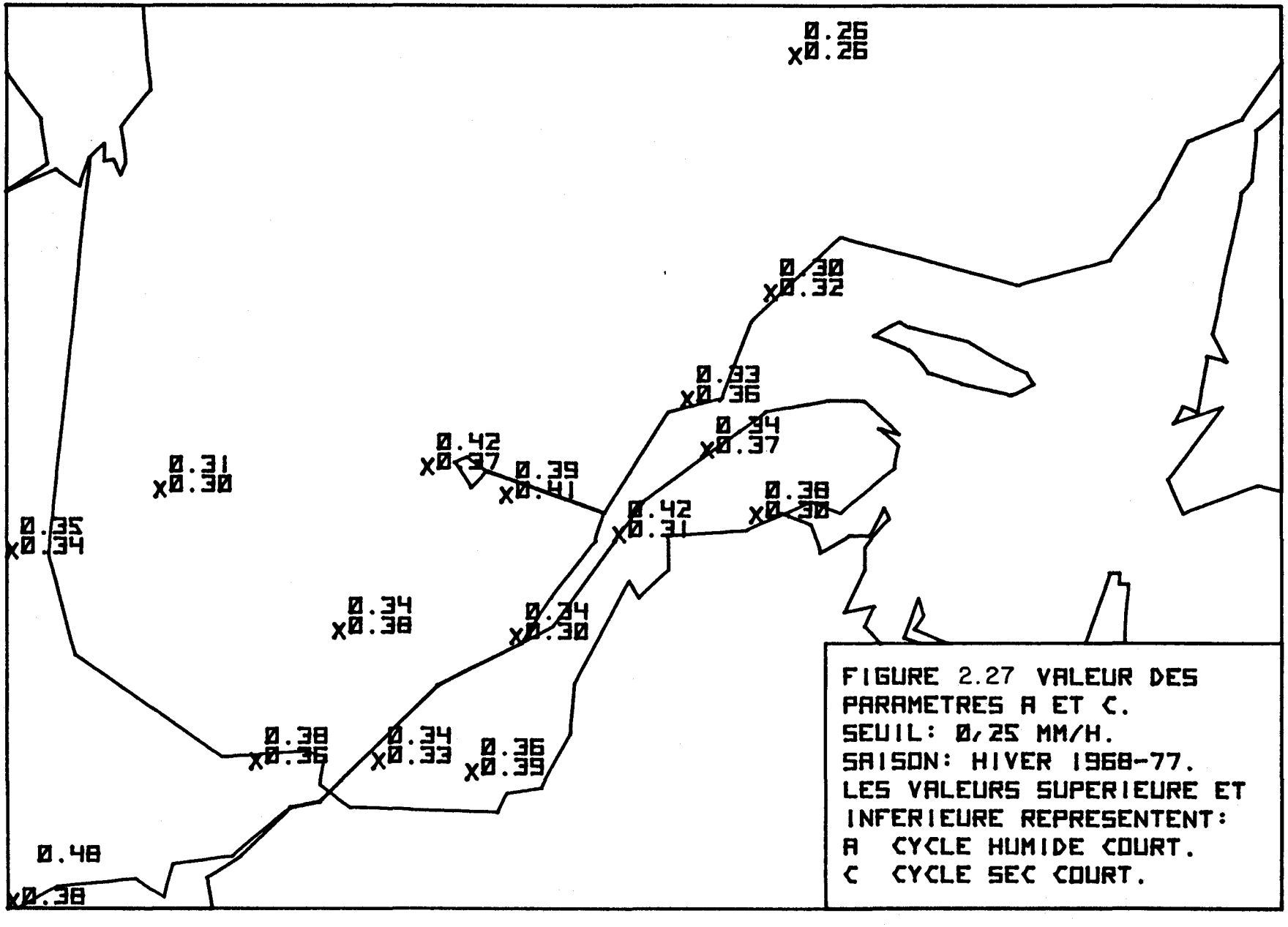

FIGURE 2.27 VALEUR DES PARAMETRES A ET C.
SEUIL: 0,25 MM/H.
SAISON: HIVER 1968-77.
LES VALEURS SUPERIEURE ET INFERIEURE REPRESENTENT:
A CYCLE HUMIDE COURT.
C CYCLE SEC COURT.

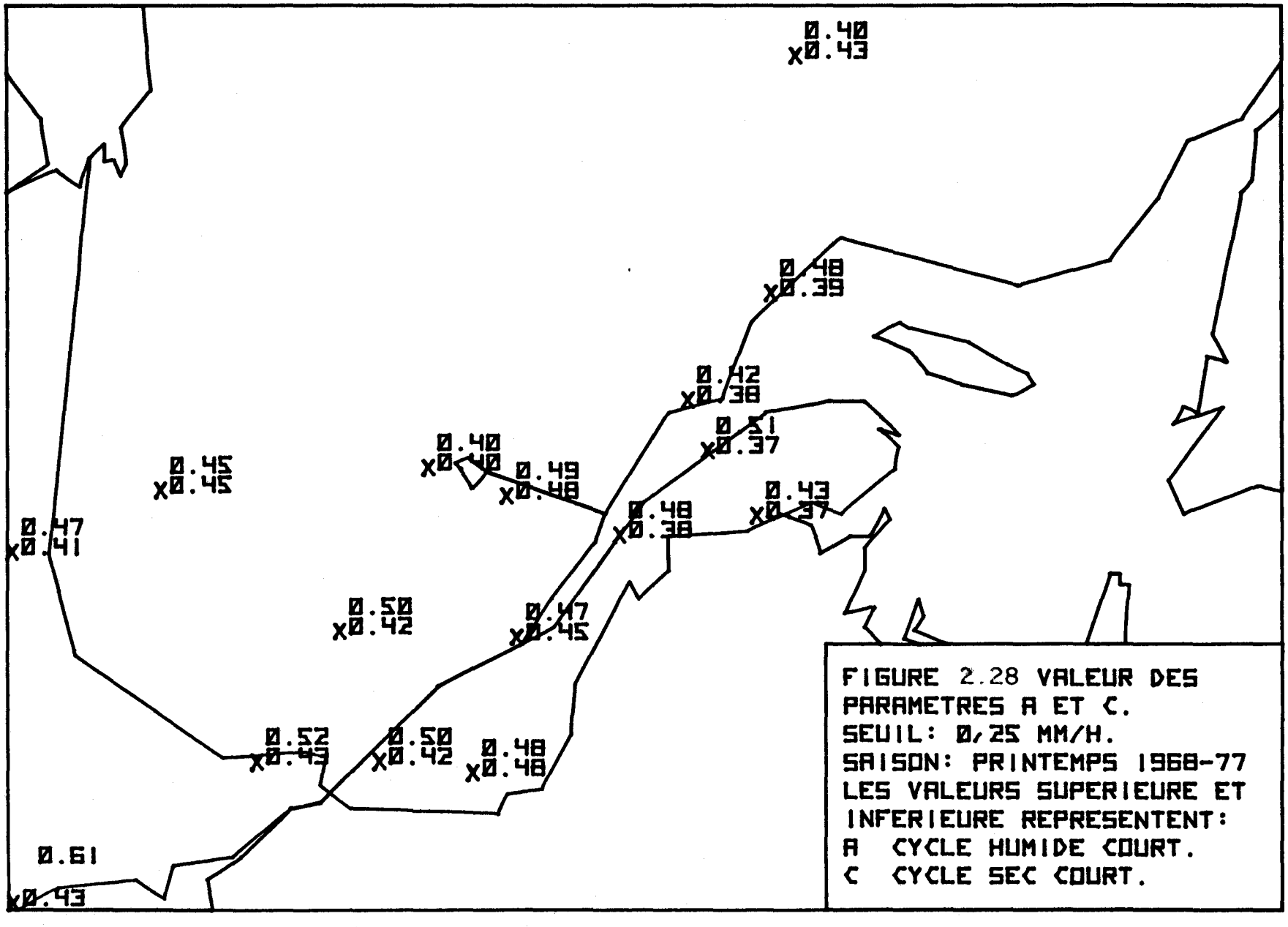
0.40
x0.43
0.48
x0.39
0.42
x0.38
0.51
x0.37
0.40
x0.40
0.49
x0.48
0.45
x0.45
0.47
x0.41
0.48
x0.38
0.43
x0.37
0.50
x0.42
0.47
x0.45
0.52
x0.43
0.50
x0.42
0.48
x0.48
0.61
x0.43
FIGURE 2.28 VALEUR DES PARAMETRES A ET C.
SEUIL: 0,25 MM/H.
SAISON: PRINTEMPS 1968-77
LES VALEURS SUPERIEURE ET INFERIEURE REPRESENTENT:
A CYCLE HUMIDE COURT.
C CYCLE SEC COURT.

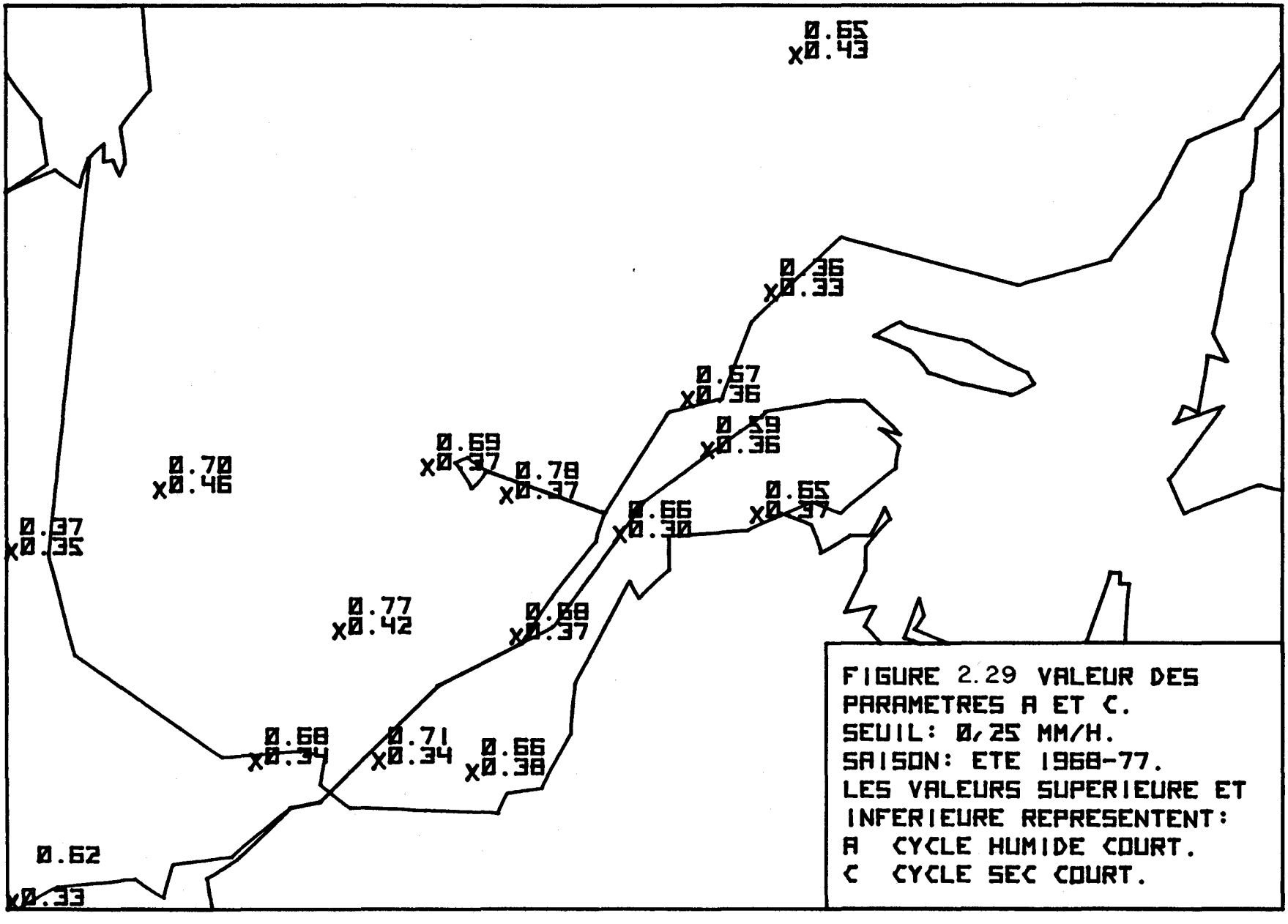

FIGURE 2.29 VALEUR DES PARAMETRES A ET C.
SEUIL: 0,25 MM/H.
SAISON: ETE 1968-77.
LES VALEURS SUPERIEURE ET INFERIEURE REPRESENTENT:
A CYCLE HUMIDE COURT.
C CYCLE SEC COURT.

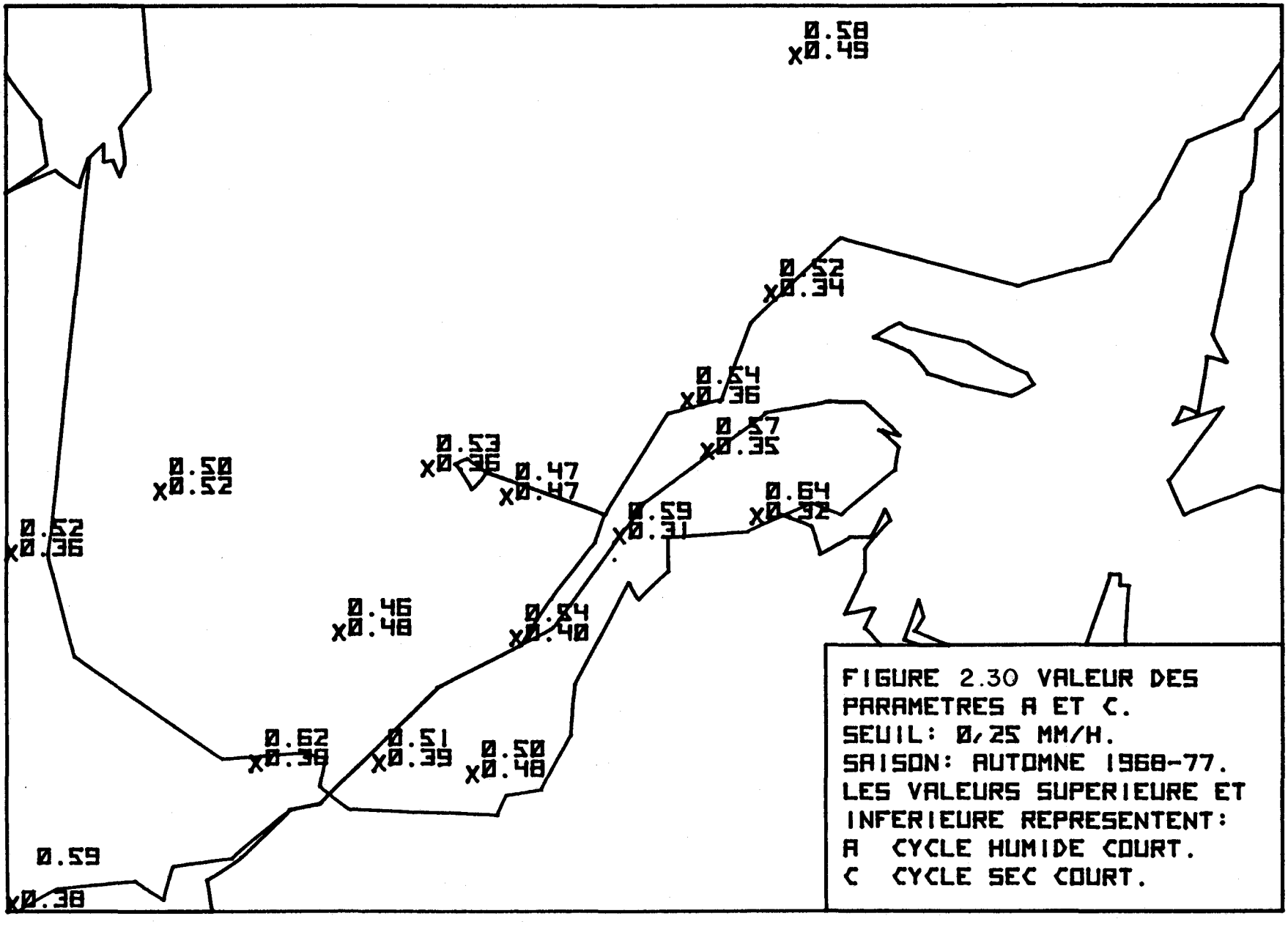

FIGURE 2.30 VALEUR DES PARAMETRES A ET C.
SEUIL: 0,25 MM/H.
SAISON: AUTOMNE 1968-77.
LES VALEURS SUPERIEURE ET INFERIEURE REPRESENTENT:
A CYCLE HUMIDE COURT.
C CYCLE SEC COURT.

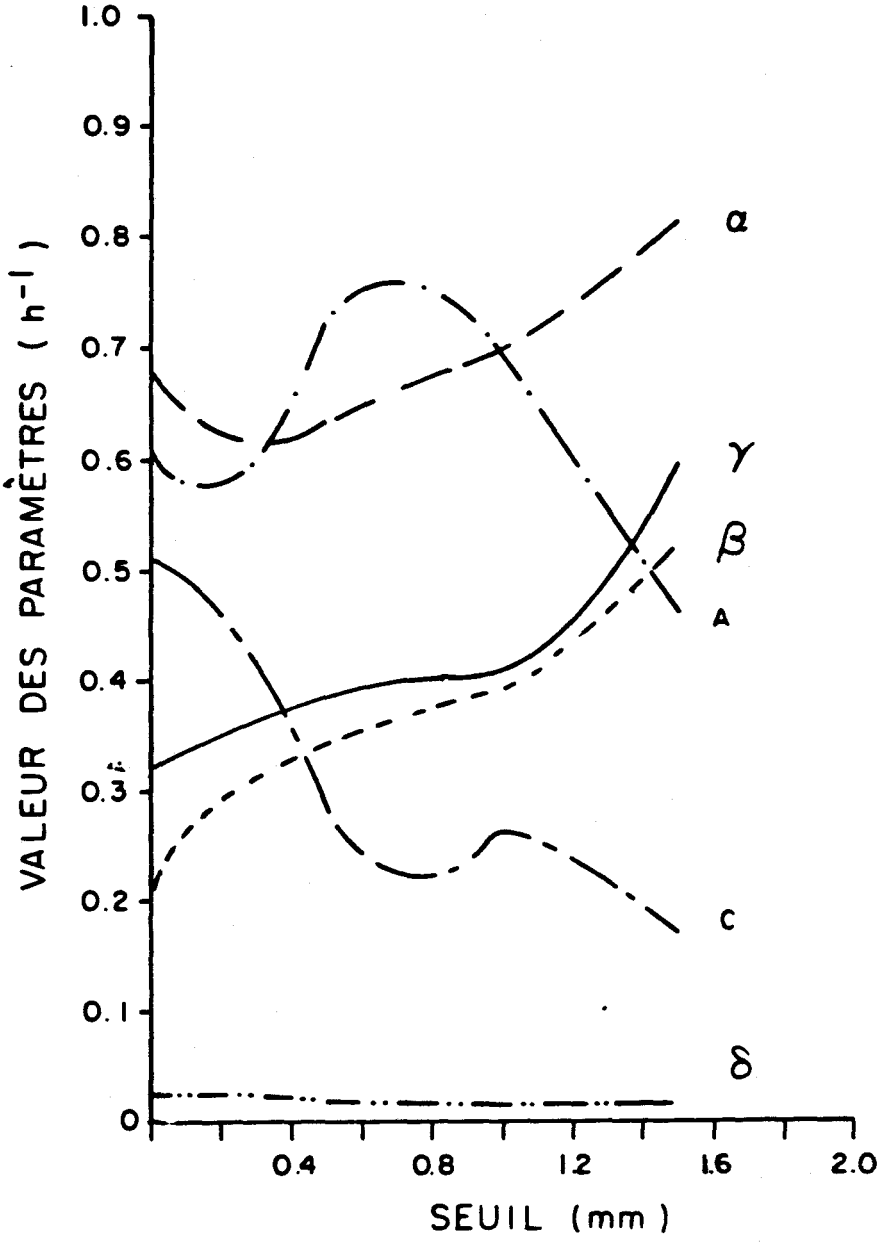

FIGURE 2.31 Variation des paramètres (α, β, γ, δ) et des coefficients (A, C) des doubles chaînes de Markov selon la hauteur du seuil de détection.
Station: Val-d'Or de mai à septembre, 1968-1977.

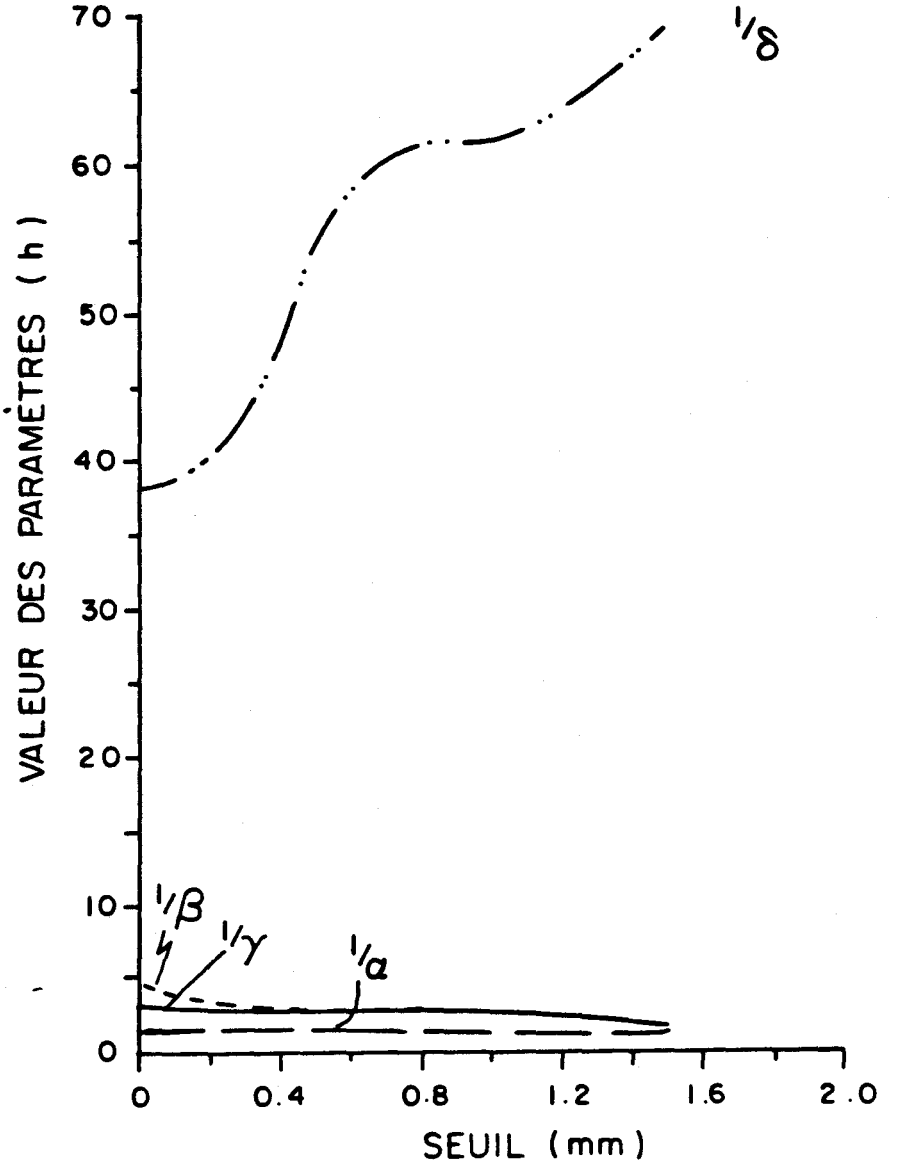

FIGURE 2.32 Variation des durées moyennes (α^{-1}, β^{-1}, γ^{-1}, δ^{-1}) des cycles caractérisant les chaînes de Markov selon la hauteur du seuil de détection.
Station: Val-d'Or de mai à septembre, 1968-1977.

conséquence de la prépondérance accrue du cycle sec long. Notons que pour les cycles humides, il devient de plus en plus difficile d'extraire les deux cycles à cause de la fréquence très basse de longs épisodes humides avec un seuil élevé. Dans le cas des épisodes secs les paramètres s'extraient facilement dans tous les cas.

2.6 Intensité moyenne de la précipitation

L'intensité moyenne de la précipitation varie-t-elle selon la longueur de l'épisode pluvieux? Dans un rapport récent, Lelièvre (1982) a examiné ce problème et a conclu que, par rapport à l'hypothèse d'intensité moyenne constante, l'intensité observée est de 20 à 50 pour cent plus forte pour les courts épisodes de moins de quatre heures. Cependant, pour les épisodes de plus de cinq heures consécutives, l'intensité moyenne est à peu près constante (10 à 20 pour cent de variation) et n'a pas tendance à décroître avec l'augmentation de la durée, comme on s'y attendait intuitivement. L'hypothèse d'intensité constante est donc raisonnable pour un modèle TGDPA. Notons que l'emmagasinage des données à heures fixes a une influence très importante sur les calculs de la durée et de l'intensité de la précipitation pour de courts épisodes.

2.7 Conclusion

La méthode de la double chaîne de Markov donne d'excellents résultats lorsqu'on l'applique aux épisodes pluvieux avec un seuil de pluie peu élevé. Les résultats sont moins bons avec des seuils supérieurs à

1,5 mm h^{-1} car le nombre d'épisodes pluvieux plus longs que cinq ou six heures devient très rare. Or la méthode nécessite au moins six heures de mesure car nous avons à évaluer quatre paramètres. Dans le cas des épisodes secs, la performance est toujours satisfaisante quel que soit le seuil utilisé car le nombre d'épisodes secs de longue durée augmente avec l'augmentation du seuil. Cette méthode a l'avantage de l'additivité des divers cycles, ce qui en rend l'application dans un modèle du transport à grande distance des polluants atmosphériques (TGDPA) très facile.

Au tableau 2.20, nous présentons les stations dont nous recommandons l'usage pour divers couples sources-récepteurs. Notons que dans le cas des sources américaines, il aurait été préférable d'avoir des données américaines, car on note un important gradient nord-sud des paramètres. Les tableaux 2.2 à 2.18 contiennent les valeurs à être utilisées pour chacune des stations. Notons que pour des calculs à courte distance, il est toujours préférable d'utiliser les statistiques le plus près possible de la source. Pour les calculs à plus grande distance, on pense à une station représentative du trajet moyen entre les deux points.

TABLEAU 2.20 Stations dont l'utilisation des statistiques sur les chaînes de Markov est recommandée dans le modèle du TGDPA en fonction de divers couples source-récepteur.

SOURCE	RÉCEPTEUR	STATION RECOMMANDÉE
Sudbury	Tous	Sudbury
Est des États-Unis	Tous	Montréal
Rouyn-Noranda	Tous	Val-d'Or
Mid-west américain	Tous	Toronto
Montréal	Tous	Montréal
Murdochville	Tous	Charlo

CHAPITRE 3

DÉTERMINATION DES PARAMÈTRES MOYENS DE CHAQUE COUPLE SOURCE-RÉCEPTEUR

3. DÉTERMINATION DES PARAMÈTRES MOYENS DE CHAQUE COUPLE SOURCE-RÉCEPTEUR

3.1 Régions sources et régions réceptrices

Notre objectif en définissant tant les régions sources que les régions réceptrices (et au chapitre 5 en choisissant le mode de présentation des résultats) a été de favoriser autant que possible les comparaisons les plus directes possibles entre nos résultats et ceux des autres modèles utilisés au cours de la phase III du programme d'étude canado-américain sur les précipitations acides.

3.1.1 Régions sources

Les régions sources considérées dans notre étude (tableau 3.1) correspondent à celles qui sont définies pour la phase III. Les coordonnées des centres d'émission sont tirées du rapport de la phase II[1] alors que les émissions pour l'année 1978 proviennent du rapport de la phase III. Quelques modifications ont été apportées par rapport aux tableaux originaux. Ainsi, la région 66 correspond au New Hamsphire plutôt qu'à la Floride. Uniquement les régions américaines de rang plus petit ou égal à 80 ont été retenues. En d'autres termes, les régions les plus éloignées n'ont pas été

---

[1] Les tableaux 6.5 et 6.6 pp. 92 à 94 du document de travail provisoire (juillet 1981) (rapport 2-15) du groupe de travail 2 États-Unis-Canada pour la phase II. Des tableaux similaires sont retrouvés aux tableaux 2.1 et 2.3 (pp. 2-4 à 2-7) du rapport final (novembre 1982) (rapport 2F) du même groupe de travail.

TABLEAU 3.1 Régions sources pour les émissions de SO_2.

NO	SIGLE	NOM	COORDONNÉES DU CENTROÏDE D'ÉMISSION		ÉMISSION EN 1978
			LONGITUDE (DEGRÉS)	LATITUDE (DEGRÉS)	(Tg SO_2 an^{-1})
1	ABI	Abitibi (excluant Noranda)	76,63	48,57	0,008
2	CQB	Centre du Québec	73,83	52,53	0,002
3	NQB	Nord du Québec	70,52	58,05	< 0,001
10	NMN	Nord du Manitoba	98,25	55,61	0,474
11	SMN	Sud du Manitoba	98,72	49,97	0,028
12	NWO	Nord-ouest de l'Ontario	90,00	49,32	0,018
13	NEO	Nord-est de l'Ontario + Sud de l'Algoma	83,76	48,05	0,184
14	SUD	Sudbury	80,70	46,32	0,189
15	SWO	Sud-ouest de l'Ontario	80,59	43,39	0,668
16	SEO	Sud-est de l'Ontario	75,38	45,07	0,052
17	SLV	Vallée du Saint-Laurent	72,70	46,24	0,455
18	NDA	Noranda	79,02	48,30	0,532
19	GBY	Baie de Gaspé	66,14	49,35	0,080
20	NBK	Nouveau-Brunswick	65,98	45,75	0,192
21	NSP	Nouvelle-Ecosse + Île-du-Prince-Édouard	62,57	45,52	0,170
22	NFL	Terre-Neuve + Labrador	56,08	49,12	0,060
50	OHO	Ohio	82,5	40,0	2,779
51	ILL	Illinois	88,0	41,5	1,557
52	PEN	Pennsylvanie	79,0	40,8	1,973
53	IND	Indiana	87,0	40,0	1,718
54	KEN	Kentucky	85,5	37,5	1,199
55	MCH	Michigan	84,0	43,0	1,060
56	TEN	Tennessee	86,0	35,9	1,075
57	MSU	Missouri	91,5	38,8	1,108
58	WVR	Virginie occidentale	80,5	38,5	0,947
59	NYK	New York	74,0	42,0	1,007
60	ALA	Alabama	87,0	34,0	0,655
61	WI	Wisconsin	88,5	43,5	0,565
62	IA	Iowa	92,0	42,0	0,342
63	MIN	Minnesota	93,5	45,0	0,280
64	VA	Virginie	77,8	37,8	0,350
65	NC	Caroline du Nord	79,0	36,0	0,526
66	NH	New Hampshire	71,5	44,0	0,073
67	GA	Georgie	84,0	33,5	0,653
68	SC	Caroline du Sud	80,8	33,8	0,266
69	MD	Maryland	76,3	39,2	0,297
70	DE	Delaware	75,3	39,1	0,085
71	NJ	New Jersey	74,4	40,5	0,333
72	DC	Dist of Columbia	77,0	38,9	0,046
73	AR	Arkansas	92,5	34,8	0,101
74	LA	Louisiane	91,0	30,5	0,271
75	MS	Mississippi	89,5	33,0	0,245
76	MA	Massachusetts	71,5	41,7	0,418
77	CT	Connecticut	72,7	41,5	0,130
78	RI	Rhode Island	71,5	41,7	0,028
79	ME	Maine	69,0	44,5	0,082
80	VT	Vermont	73,0	44,0	0,014

considérées. Au niveau des régions canadiennes, certaines modifications ont aussi été apportées. La région 18 correspond essentiellement à Rouyn-Noranda. La région définie au rang 18 est divisée en trois nouvelles régions: (1) Abitibi (excluant Noranda), (2) centre du Québec et (3) nord du Québec. La position relative de la sous-grille, utilisée pour la localisation des centroïdes d'émission et le calcul ultérieur des trajectoires, par rapport à la grille stéréographique polaire adoptée par le Centre météorologique canadien pour les prévisions, est d'abord présentée à la figure 3.1. Quant à la répartition géographique de ces différentes régions sources, elle apparaît à la figure 3.2, dérivée de la carte présentée à la page 2-3 du rapport du groupe États-Unis - Canada(1982).

3.1.2 Régions réceptrices

Pour la phase III, le groupe de travail 2 a décidé de choisir neuf récepteurs dont cinq au Canada et un seul au Québec (identifié par Québec City, mais correspondant plus précisément au lac Laflamme dans la forêt Montmorency au nord-est de Québec). Après entente entre le ministère de l'Environnement du Québec et l'INRS-Eau, 25 récepteurs (ou plus précisément régions réceptrices) ont été retenus. Ces régions réceptrices sont présentées au tableau 3.2 et à la figure 3.3. Les dimensions et la forme de ces régions réceptrices ont été choisies afin d'obtenir une meilleure estimation de la distribution spatiale des dépôts de soufre dans l'est du Canada et le nord-est des États-Unis et faciliter la comparaison avec le réseau existant de mesure des précipitations acides. Ceci a pour avantage supplémentaire d'aider à valider le modèle.

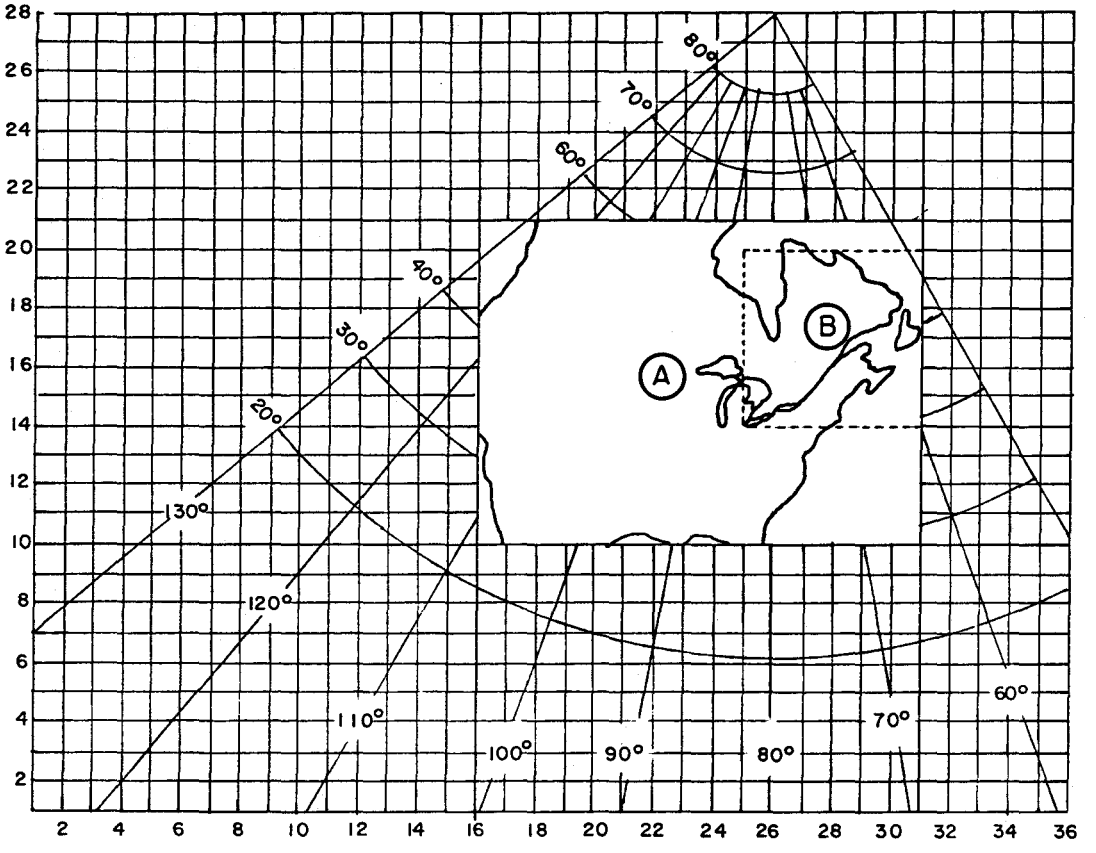

FIGURE 3.1 Positions relatives des deux grilles utilisées par rapport à la grille (381 km x 381 km) du Centre météorologique canadien (CMC) tracée sur une projection stéréographique polaire.

A) Grille des données de vent: point (1,1) correspondant au point (16,10) de la grille CMC.

B) Grille fine de 127 km x 127 km pour les régions réceptrices: point (1,1) correspondant au point (25,20) de la grille CMC.

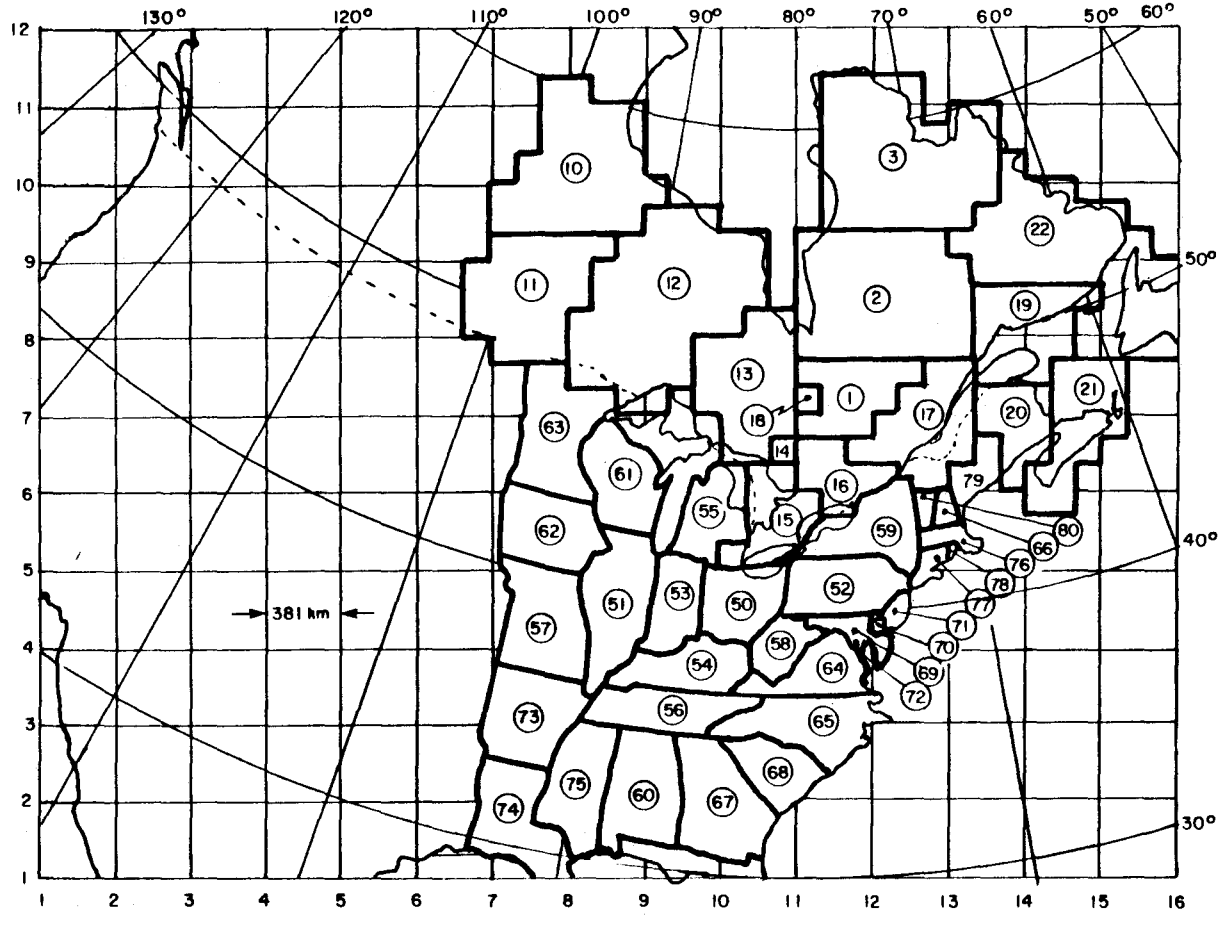

FIGURE 3.2 Régions sources considérées pour les émissions de SO_2. L'identification des régions correspondant aux numéros encerclés est fournie au tableau 3.1.

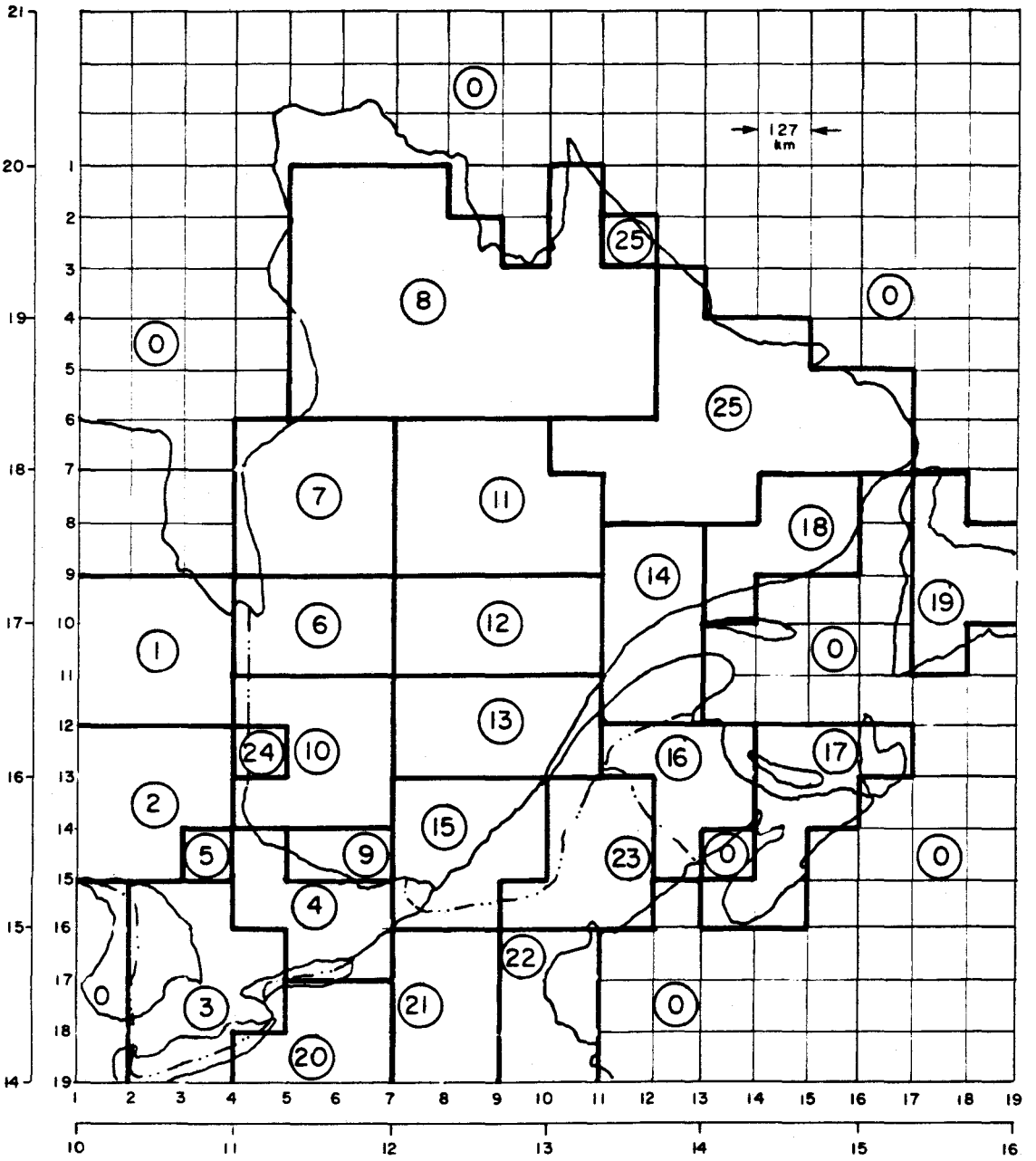

FIGURE 3.3 Régions réceptrices des composés du soufre. L'échelle extérieure situe les coordonnées de la grille des régions réceptrices par rapport à celle de la grille des vents. L'identification des régions correspondant aux numéros 1 à 25 encerclés est fournie au tableau 3.2.

TABLEAU 3.2 Régions réceptrices des composés du soufre.

NO	SIGLE	NOM	COORDONNÉES DU CENTROÏDE DE RÉCEPTION	
			LONGITUDE (DEGRÉS)	LATITUDE (DEGRÉS)
1	NEO	Nord-est de l'Ontario	82,56	50,57
2	CEO	Centre-est de l'Ontario	82,35	47,35
3	SWO	Sud-ouest de l'Ontario	81,29	43,72
4	SEO	Sud-est de l'Ontario	77,78	45,14
5	SUD	Sudbury	80,78	46,33
6	SBJ	Sud de la Baie-James	77,40	51,12
7	PBL	Poste-de-la-Baleine	77,19	53,85
8	NQB	Nouveau-Québec	70,43	57,73
9	OTT	Ottawa	76,93	46,28
10	ABI	Abitibi	77,59	48,31
11	NIT	Nitchequon	70,67	53,44
12	CHI	Chibougamau	71,37	50,75
13	LSJ	Lac-Saint-Jean	71,86	48,60
14	GP	Gaspésie	66,36	50,12
15	MTL	Montréal	73,16	46,05
16	NB	Nouveau-Brunswick	66,52	46,51
17	NE	Nouvelle-Écosse	63,42	45,18
18	ANT	Anticosti	61,28	51,46
19	TN	Terre-Neuve	56,36	49,06
20	WNY	Ouest New-York	77,49	42,64
21	ENY	Est New-York	74,37	43,00
22	SNA	Sud Nouvelle-Angleterre	71,57	42,75
23	NNA	Nord Nouvelle-Angleterre	69,44	45,65
24	NDA	Noranda	79,37	48,34
25	LAB	Labrador	62,06	53,91

3.2 Estimation des paramètres de chaque couple source-récepteur

Diverses façons de relier une source à un récepteur s'offraient à nous. Fisher (1978) suggère un facteur qu'il appelle $F(\Theta)$, basé sur la rose des vents. Ce facteur est égal à 1 dans le cas d'une distribution spatiale uniforme autour du centre d'émission. Pour un récepteur donné, il est plus grand que 1 ($F(\Theta) > 1$) lorsque la fréquence du vent provenant d'un secteur d'émission donné est plus élevée que dans le cas uniforme et plus petit que 1 ($F(\Theta) < 1$), dans le cas contraire. Venkatram (1979) suggère une direction constante de provenance des émissions couplée à une diffusion latérale.

Considérant qu'aucune de ces approches ne permettait d'établir un lien particulier entre chaque source et chaque récepteur, nous avons préféré définir un facteur $F(\Theta)$ similaire à celui de Fisher, mais à partir de trajectoires réelles. Cette façon de procéder nous permet de calculer du même coup (a) le facteur $F(\Theta)$ caractérisant la fréquence avec laquelle une source donnée affecte un récepteur donné, (b) la distance moyenne que franchit un polluant donné émis par une source, pour atteindre un récepteur et (c) le temps moyen pris pour franchir cette distance.

3.2.1 Calcul des trajectoires

Compte tenu de l'épaisseur (environ 1 km) de la couche atmosphérique dans laquelle s'effectue le transport des polluants, la surface correspondant à une pression de 925 mb a été retenue pour le calcul des trajec-

toires. Par contre, le modèle de prévision numérique du Centre météorologique canadien fournit les données de vent pour des surfaces de 1000, 850 et 700 mb. De plus, celles-ci sont estimées à toutes les six heures sous forme de composantes u et v, exprimées en noeuds, sur une grille stéréographique polaire dont la longueur de maille est de 381 km (figure 3.1).

Il a d'abord été nécessaire d'interpoler les vents sur la verticale aux points de grille, afin d'obtenir les valeurs désirées à 925 mb. Divers essais ont d'abord permis de constater que l'interpolation des composantes du vent ne menait pas à des résultats significativement différents de l'interpolation de sa grandeur et de sa direction pour des situations météorologiques bien définies, caractérisées par des vents modérés ou forts. C'est uniquement lorsque la situation météorologique était mal définie et les vents faibles que des difficultés d'interpolation étaient rencontrées. L'interpolation verticale des composantes du vent a donc été retenue.

La rugosité du paysage pouvant par ailleurs affecter de façon indue la grandeur et la direction du vent sur la surface de 1000 mb, une interpolation quadratique faisant appel aux vents à 1000, 850 et 700 mb a été préférée à une interpolation linéaire des vents à 1000 et 850 mb.

Pour ce faire, une interpolation basée sur les polynomes de Lagrange a été utilisée. De manière générale, on peut écrire (McCormick et Salvadori, 1964; Johnson et Riess, 1977):

$$l_m(x) = \sum_{i=0}^{m} f_i L_i(x) \qquad (3.1)$$

où $L_j(x) = \prod_{\substack{i=0 \\ i \neq j}}^{m} \frac{(x - x_i)}{(x_j - x_i)}$.

Dans le cas d'une interpolation quadratique:

$$l_2(x) = \sum_{i=0}^{2} f_i L_i(x) \qquad (3.2)$$

où $L_j(x) = \prod_{\substack{i=0 \\ i \neq j}}^{2} \frac{(x - x_i)}{(x_j - x_i)}$.

En effectuant le changement de variable:

$$p = 1000 - 75x \qquad (3.3)$$

On obtient les relations suivantes:

i	0	1	2
x_i	0	2	4
p_i	1000	850	700

et:

$$L_0(x) = \frac{(x - x_1)(x - x_2)}{(x_0 - x_1)(x_0 - x_2)} \tag{3.4a}$$

$$L_1(x) = \frac{(x - x_0)(x - x_2)}{(x_1 - x_0)(x_1 - x_2)} \tag{3.4b}$$

$$L_2(x) = \frac{(x - x_0)(x - x_1)}{(x_2 - x_0)(x_2 - x_1)} \tag{3.4c}$$

Comme il s'agit d'estimer la valeur d'une variable météorologique à p = 925 mb, on voit d'après la figure 3.4 qu'il est nécessaire d'évaluer les $L_j(x)$ à x = 1. L'approximation polynomiale d'ordre 2 résultante au point pivot x = 1 est:

$$l_2(x = 1) = \frac{3}{8} f_0 + \frac{3}{4} f_1 - \frac{1}{8} f_2 \tag{3.5}$$

Dans le cas particulier de l'interpolation des composantes u et v du vent pour la surface de 925 mb, l'équation (3.5) peut se réécrire:

$$u_{925} = \frac{3}{8} u_{1000} + \frac{3}{4} u_{850} - \frac{1}{8} u_{700} \tag{3.6a}$$

$$v_{925} = \frac{3}{8} v_{1000} + \frac{3}{4} v_{850} - \frac{1}{8} v_{700} \tag{3.6b}$$

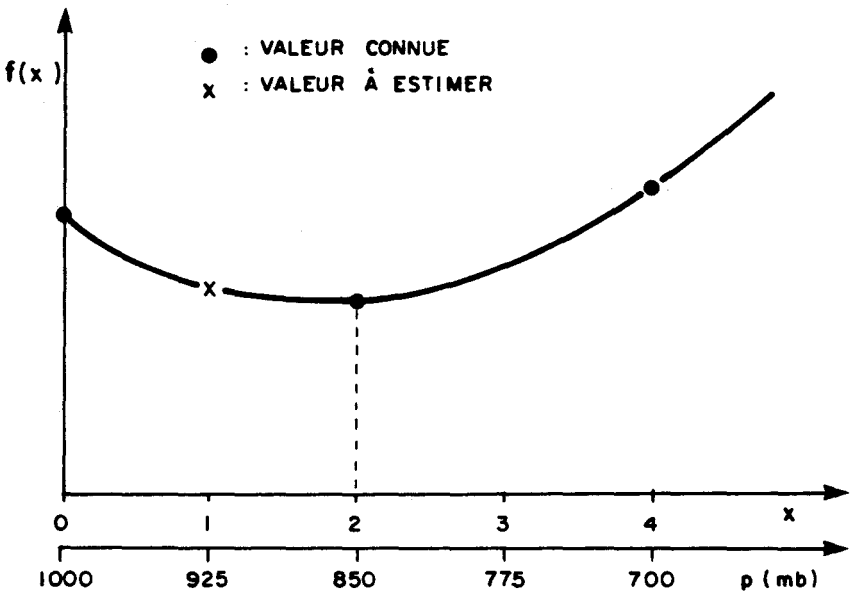

FIGURE 3.4 Interpolation quadratique verticale d'une variable météorologique mesurée à 1000, 850 et 700 mb.

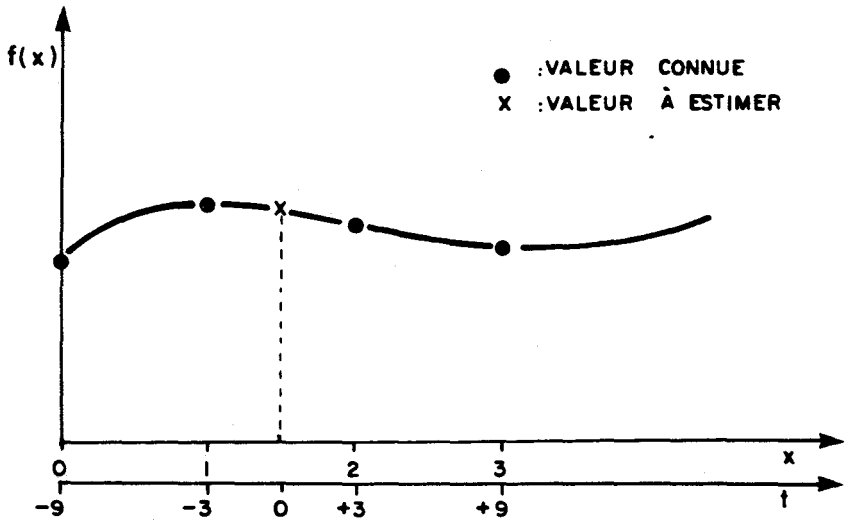

FIGURE 3.5 Interpolation cubique dans le temps d'une variable météorologique mesurée à t-9, t-3, t+3 et t+9.

À la fin de cette opération, on dispose donc des composantes u et v du vent à 925 mb à tous les points de grille pour un pas de temps de six heures.

Des données de vents étant requises à un pas de temps plus court aux fins de calcul des trajectoires, l'étape suivante consiste à interpoler dans le temps les valeurs obtenues précédemment de façon à préparer un fichier de données à toutes les trois heures plutôt qu'à toutes les six heures. Encore une fois, on utilise une interpolation polynomiale, mais d'ordre 3 plutôt que 2, de manière à encadrer la valeur cherchée par deux valeurs connues de chaque côté (figure 3.5), ce qui n'était pas possible pour l'interpolation verticale. Dans ce cas, on a:

$$l_3(x) = \sum_{i=0}^{3} f_i L_i(x) \qquad (3.7)$$

où $L_j(x) = \prod_{\substack{i=0 \\ i\neq j}}^{3} \frac{(x - x_i)}{(x_j - x_i)}$.

En effectuant le changement de variable:

$$t = 6x - 9 \qquad (3.8)$$

On obtient les relations suivantes:

i	0	1	2	3
x_i	0	1	2	3
p_i	-9	-3	+3	+9

et:

$$L_0(x) = \frac{(x - x_1)(x - x_2)(x - x_3)}{(x_0 - x_1)(x_0 - x_2)(x_0 - x_3)} \qquad (3.9a)$$

$$L_1(x) = \frac{(x - x_0)(x - x_2)(x - x_3)}{(x_1 - x_0)(x_1 - x_2)(x_1 - x_3)} \qquad (3.9b)$$

$$L_2(x) = \frac{(x - x_0)(x - x_1)(x - x_3)}{(x_2 - x_0)(x_2 - x_1)(x_2 - x_3)} \qquad (3.9c)$$

$$L_3(x) = \frac{(x - x_0)(x - x_1)(x - x_2)}{(x_3 - x_0)(x_3 - x_1)(x_3 - x_2)} \qquad (3.9d)$$

Dans ce cas, on désire connaître la valeur de la variable météorologique au temps t = 0. Il faut donc évaluer les $L_j(x)$ pour x = 1,5. L'approximation polynomiale d'ordre 3 résultante au point pivot x = 1,5 est donc:

$$I_3(x = 1,5) = \frac{9}{16}(f_1 + f_2) - \frac{1}{16}(f_0 + f_3) \qquad (3.10)$$

Pour un temps t donné, séparant un intervalle de six heures en deux parties égales, les composantes u et v du vent peuvent donc être obtenues à partir des équations suivantes:

$$u_t = \frac{9}{16}(u_{t-3} + u_{t+3}) - \frac{1}{16}(u_{t-9} + u_{t+9}) \qquad (3.11a)$$

$$v_t = \frac{9}{16}(v_{t-3} + v_{t+3}) - \frac{1}{16}(v_{t-9} + v_{t+9}) \qquad (3.11b)$$

Les deux interpolations précédentes permettent donc de constituer un fichier de composantes u et v du vent à 925 mb à toutes les trois heures, prêt pour utilisation dans le calcul des trajectoires (figure 3.6).

Le programme préparé à cet effet (figure 3.7) permet normalement de calculer des trajectoires allant d'une source quelconque vers des régions réceptrices éventuelles. Il est également conçu pour évaluer des rétro-trajectoires, c'est-à-dire pour trouver d'où vient une trajectoire survolant une région réceptrice à une date donnée.

Les trajectoires sont calculées individuellement pour chaque région source et les statistiques recueillies sont cumulées sur une ou plusieurs saisons selon le cas. Pour ce faire les coordonnées (x,y) du centroïde

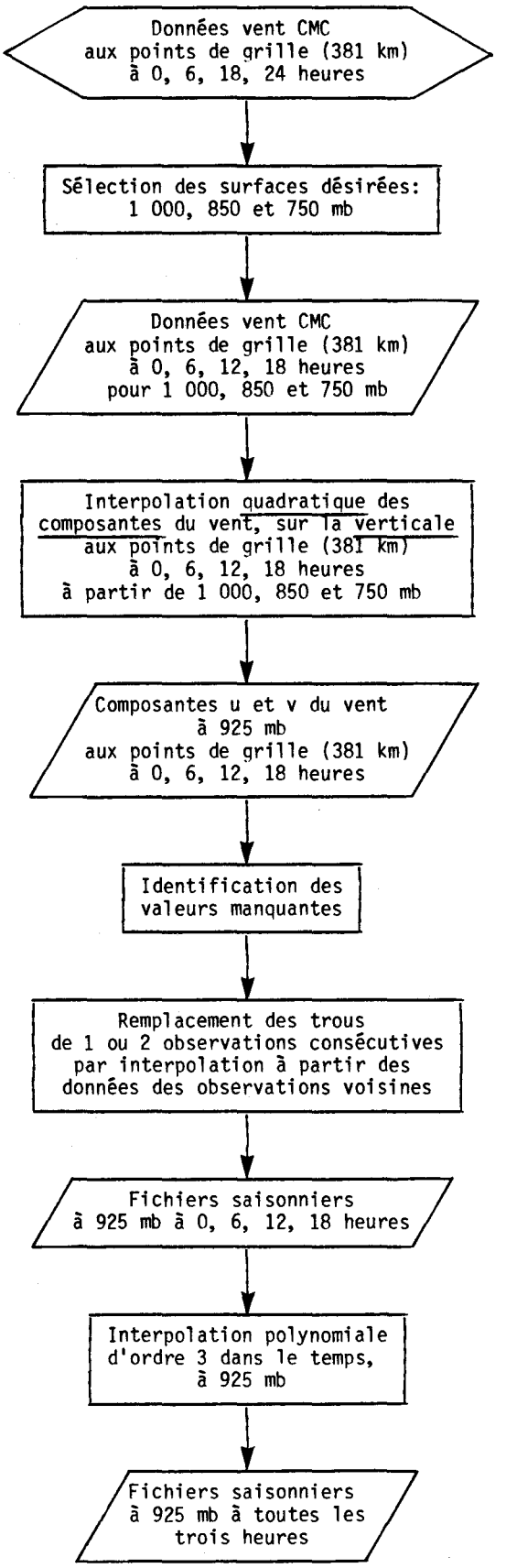

FIGURE 3.6 Préparation des fichiers saisonniers des composantes du vent à 925 mb à toutes les trois heures.

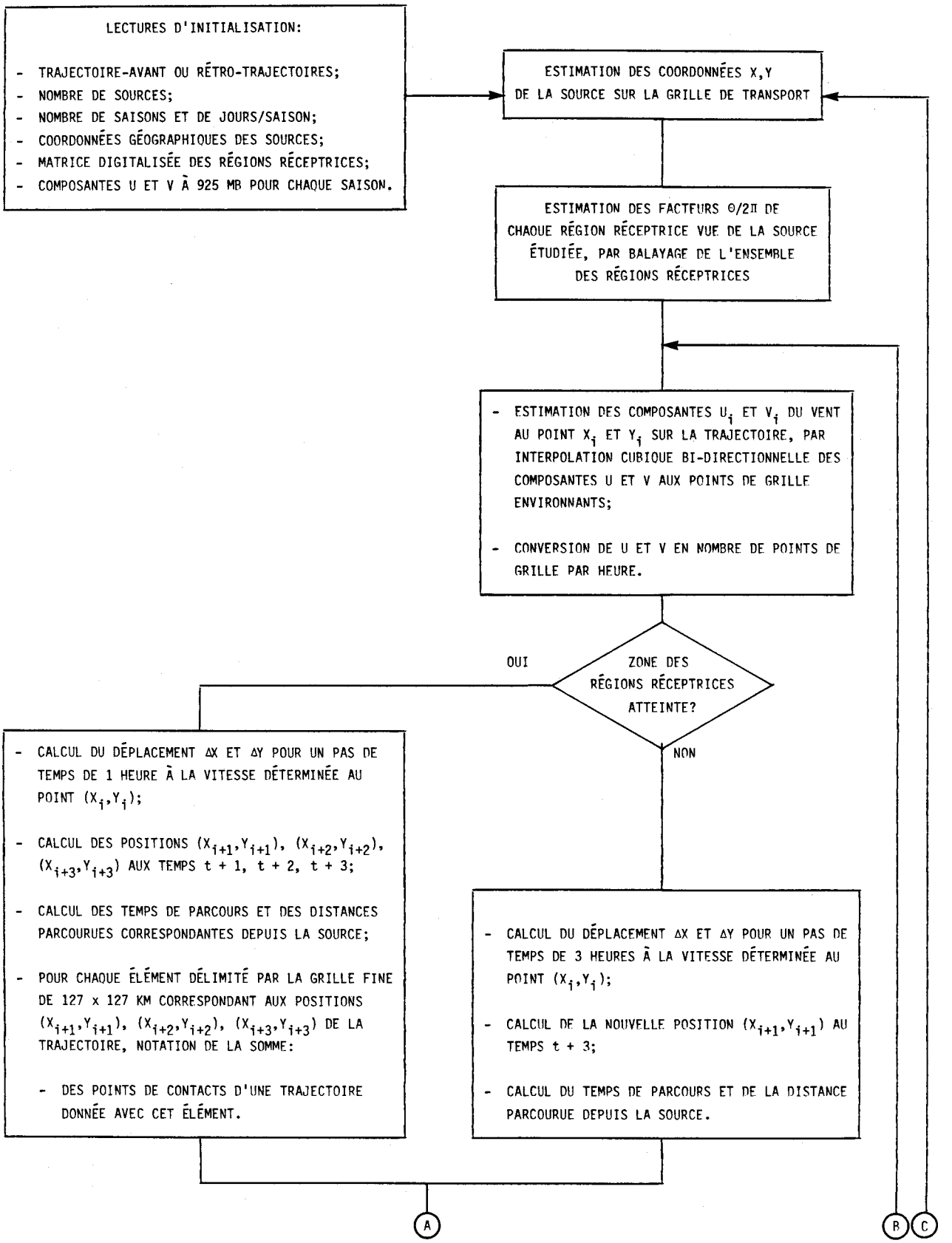
LECTURES D'INITIALISATION:
- TRAJECTOIRE-AVANT OU RÉTRO-TRAJECTOIRES;
- NOMBRE DE SOURCES;
- NOMBRE DE SAISONS ET DE JOURS/SAISON;
- COORDONNÉES GÉOGRAPHIQUES DES SOURCES;
- MATRICE DIGITALISÉE DES RÉGIONS RÉCEPTRICES;
- COMPOSANTES U ET V À 925 MB POUR CHAQUE SAISON.
ESTIMATION DES COORDONNÉES X,Y DE LA SOURCE SUR LA GRILLE DE TRANSPORT
ESTIMATION DES FACTEURS Θ/2Π DE CHAQUE RÉGION RÉCEPTRICE VUE DE LA SOURCE ÉTUDIÉE, PAR BALAYAGE DE L'ENSEMBLE DES RÉGIONS RÉCEPTRICES
- ESTIMATION DES COMPOSANTES U_i ET V_i DU VENT AU POINT X_i ET Y_i SUR LA TRAJECTOIRE, PAR INTERPOLATION CUBIQUE BI-DIRECTIONNELLE DES COMPOSANTES U ET V AUX POINTS DE GRILLE ENVIRONNANTS;
- CONVERSION DE U ET V EN NOMBRE DE POINTS DE GRILLE PAR HEURE.
ZONE DES RÉGIONS RÉCEPTRICES ATTEINTE?
OUI
NON
- CALCUL DU DÉPLACEMENT ΔX ET ΔY POUR UN PAS DE TEMPS DE 1 HEURE À LA VITESSE DÉTERMINÉE AU POINT (X_i,Y_i);
- CALCUL DES POSITIONS (X_{i+1},Y_{i+1}), (X_{i+2},Y_{i+2}), (X_{i+3},Y_{i+3}) AUX TEMPS t + 1, t + 2, t + 3;
- CALCUL DES TEMPS DE PARCOURS ET DES DISTANCES PARCOURUES CORRESPONDANTES DEPUIS LA SOURCE;
- POUR CHAQUE ÉLÉMENT DÉLIMITÉ PAR LA GRILLE FINE DE 127 x 127 KM CORRESPONDANT AUX POSITIONS (X_{i+1},Y_{i+1}), (X_{i+2},Y_{i+2}), (X_{i+3},Y_{i+3}) DE LA TRAJECTOIRE, NOTATION DE LA SOMME:
  - DES POINTS DE CONTACTS D'UNE TRAJECTOIRE DONNÉE AVEC CET ÉLÉMENT.
- CALCUL DU DÉPLACEMENT ΔX ET ΔY POUR UN PAS DE TEMPS DE 3 HEURES À LA VITESSE DÉTERMINÉE AU POINT (X_i,Y_i);
- CALCUL DE LA NOUVELLE POSITION (X_{i+1},Y_{i+1}) AU TEMPS t + 3;
- CALCUL DU TEMPS DE PARCOURS ET DE LA DISTANCE PARCOURUE DEPUIS LA SOURCE.
A
B
C

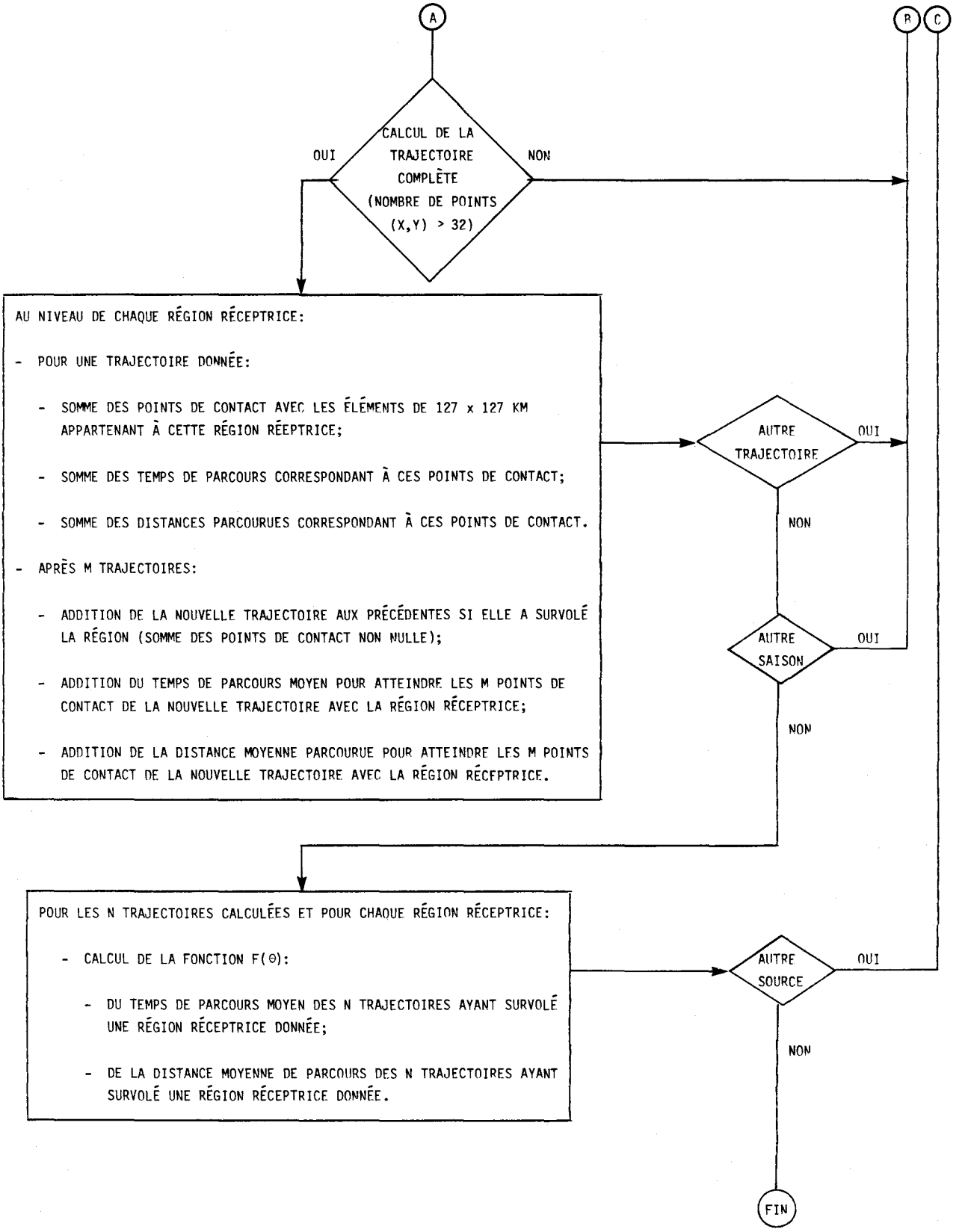

FIGURE 3.7 ORDINOGRAMME DU CALCUL DES TRAJECTOIRES.

d'émission de la région source sont d'abord estimées sur la grille de transport (figure 3.2) qui est une sous-grille de celle du CMC. Sachant que la grille CMC est tracée sur une projection stéréographique polaire vraie à 60°N et orientée suivant 80° de longitude ouest, les coordonnées x,y du centroïde sont obtenues à partir de sa longitude L et de sa latitude Q du centroïde par les équations suivantes:

$$x = 11 - 31.199221 \sin (L - 80) \tan \left(\frac{90 - Q}{2}\right) \qquad (3.12a)$$

$$y = 19 - 31.199221 \cos (L - 80) \tan \left(\frac{90 - Q}{2}\right) \qquad (3.12b)$$

Le point (1,1) sur cette grille de transport correspond au point (16,10) sur la grille CMC (figure 3.2).

La partie du facteur $F(\Theta)$ qui ne dépend que de la géométrie source-récepteur est ensuite estimée. Rappelons que le facteur $F(\Theta)$, défini par l'équation (1.31) au chapitre 1, s'écrit:

$$F(\Theta) = \frac{n/N}{\Theta/2\Pi}$$

où Θ = angle de vision de la région réceptrice à partir des coordonnées du centroïde d'émission (en radians);

2Π = angle total autour de la région source;

n = nombre de trajectoires ayant survolé la région réceptrice;

N = nombre total de trajectoires issues de la région source, pour la période considérée.

Suivant cette définition, si la distribution des trajectoires autour de la source est uniforme, le rapport n/N est identique à $\Theta/2\Pi$ et $F(\Theta) = 1$. Par ailleurs, si n/N est plus élevé que $\Theta/2\Pi$, $F(\Theta)$ est plus grand que 1, indiquant par là une fréquence de survol plus élevée que si la distribution était uniforme (figure 3.6).

Dans une première étape, on estime uniquement $\Theta/2\Pi$ pour chacune des régions réceptrices vues de la source. En pratique, il s'agit de déterminer l'angle Θ selon le schéma présenté à la figure 3.8a, en balayant la matrice numérisée selon une grille fine de 127 x 127 km et contenant les régions réceptrices (figure 3.3). Tous les points de grille d'une région donnée étant identifiés par le même code, il s'agit essentiellement, par itération sur tous ces points de grille, de trouver l'angle maximum défini par deux de ces points et le centroïde d'émission. Les valeurs ainsi obtenues sont conservées pour utilisation ultérieure une fois les statistiques sur les trajectoires compilées.

La première étape dans le calcul d'une trajectoire débute par l'estimation des composantes u et v du vent à 925 mb, au centroïde d'émission à l'heure de départ choisie (0, 6, 12 ou 18 heures, soit quatre trajectoires par jour). Cette estimation, qui se renouvelle par la suite pour chaque position (x_i, y_i) de la trajectoire est obtenue par interpolation cubique en deux dimensions des composantes u et v aux points de grille environnants

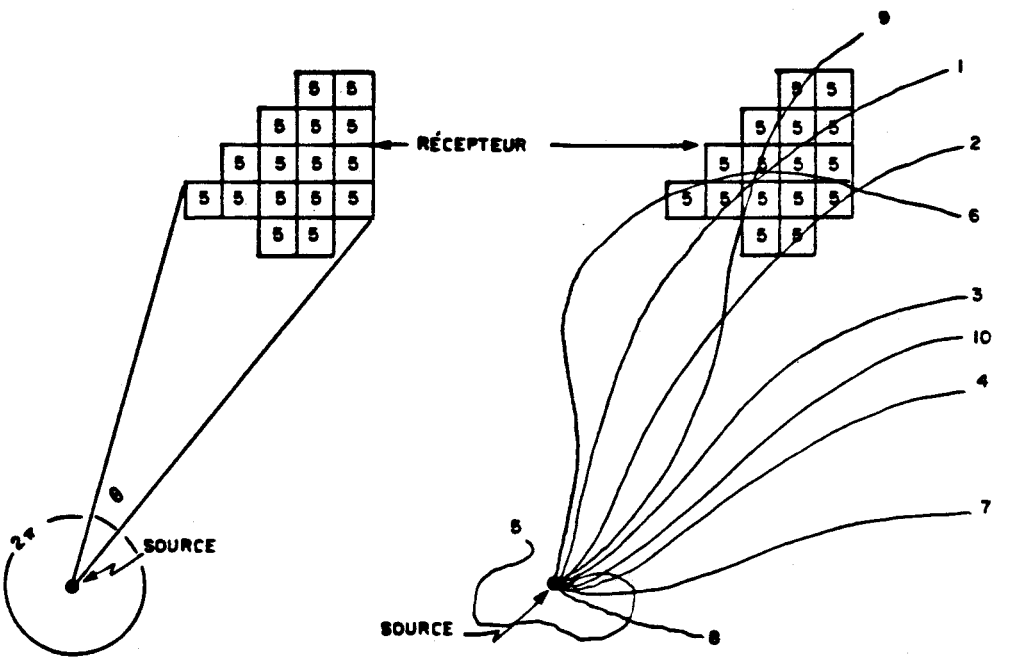

a) diffusion équiprobable dans toutes les directions

b) diffusion effective en fonction des trajectoires à 925 mb

FIGURE 3.8 Estimation du facteur F(Θ).

(figure 3.9). Pour ce faire, une approximation de f(x) par une série de Taylor d'ordre 3 a été retenue. De façon générale, on peut écrire:

$$f(x) = f(x_i) + (x - x_i)\left(\frac{\partial f}{\partial x}\right)_i + \frac{(x - x_i)^2}{2!}\left(\frac{\partial^2 f}{\partial x^2}\right)_i + \frac{(x - x_i)^3}{3!}\left(\frac{\partial^3 f}{\partial x^3}\right)_i \tag{3.13}$$

En analyse numérique, les dérivées peuvent être estimées à partir des valeurs connues de la fonction aux points i-1, i, i+1 et i+2, selon les expressions suivantes:

$$\left(\frac{\partial f}{\partial x}\right)_i = \frac{1}{6}(2\, f_{i-1} - 3\, f_i + 6\, f_{i+1} - f_{i+2}) \tag{3.14}$$

$$\left(\frac{\partial^2 f}{\partial x^2}\right)_i = f_{i-1} - 2\, f_i + f_{i+1} \tag{3.15}$$

$$\left(\frac{\partial^3 f}{\partial x^3}\right)_i = -f_{i-1} + 3\, f_i - 3\, f_{i+1} + f_{i+2} \tag{3.16}$$

Si en plus, on pose $p = x - x_i$, alors:

$$f(x) = \frac{p}{6}(3p - p^2 - 2)\, f_{i-1} + \frac{1}{2}(2 - p - 2p^2 + p^3)\, f_i$$

$$+ \frac{p}{2}(2 + p - p^2)\, f_{i+1} + \frac{p}{6}(p^2 - 1)\, f_{i+2} \tag{3.17}$$

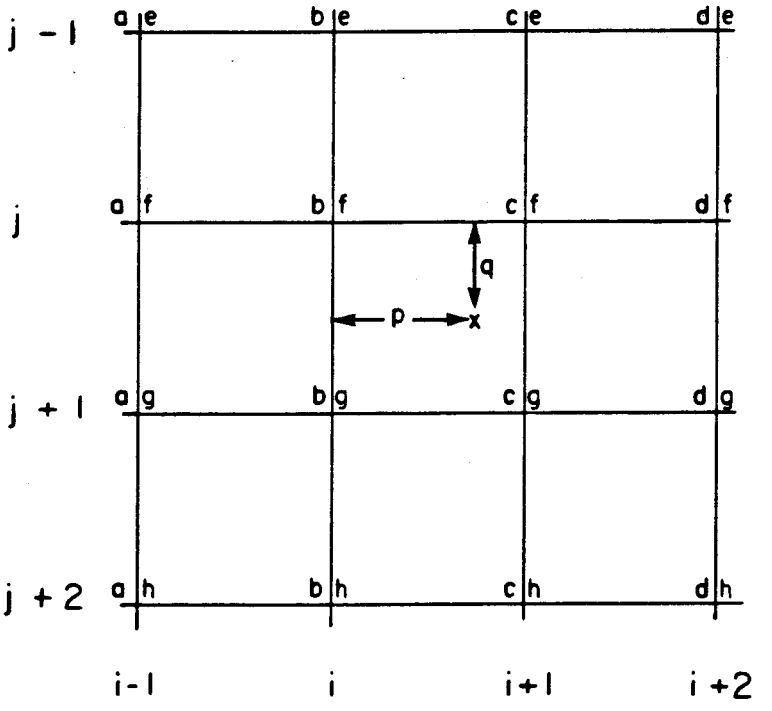

FIGURE 3.9 Interpolation cubique en deux dimensions à l'aide de séries de Taylor. Les lettres inscrites à chaque point de grille expriment les poids (définis à l'équation 3.18) attribués à chacun de ces points.

En pratique, on évalue d'abord les valeurs $f(x_i + p, j - 1)$, $f(x_i + p, j)$, $f(x_i + p, j + 1)$ et $f(x_i + p, j + 2)$ aux points $x_i + p$ de chaque ligne $j - 1$, j, $j + 1$ et $j + 2$, puis l'on utilise les quatre valeurs ainsi obtenues comme valeurs de base pour l'évaluation de la valeur désirée au point $(x_i + p, y_i + q)$ le long de la colonne $x_i + p$, en posant $q = (y - y_i)$.

Les poids attribués aux points de grille selon les lignes (poids a, b, c et d) et les colonnes (poids e, f, g et h) sont alors, d'après l'équation (3.17):

$$a = \frac{p}{6}(3p - p^2 - 2) \tag{3.18a}$$

$$b = \frac{1}{2}(2 - p - 2p^2 + p^3) \tag{3.18b}$$

$$c = \frac{p}{2}(2 + p - p^2) \tag{3.18c}$$

$$d = \frac{p}{6}(p^2 - 1) \tag{3.18d}$$

$$e = \frac{q}{6}(3q - q^2 - 2) \tag{3.18e}$$

$$f = \frac{1}{2}(2 - q - 2q^2 + q^3) \tag{3.18f}$$

$$g = \frac{q}{2}(2 + q - q^2) \tag{3.18g}$$

$$h = \frac{q}{6}(q^2 - 1) \tag{3.18h}$$

L'estimation de $f(x,y)$ au point $(x_i + p, y_i + q)$ est donc obtenue par:

$$f(x_i + p, y_i + q) =$$

$$\begin{aligned}
&ae\ f_{i-1,j-1} + be\ f_{i,j-1} + ce\ f_{i+1,j-1} + de\ f_{i+2,j-1} \\
&+ af\ f_{i-1,j} + bf\ f_{i,j} + cf\ f_{i+1,j} + df\ f_{i+2,j} \\
&+ ag\ f_{i-1,j+1} + bg\ f_{i,j+1} + cg\ f_{i+1,j+1} + dg\ f_{i+2,j+1} \\
&+ ah\ f_{i-1,j+2} + bh\ f_{i,j+2} + ch\ f_{i+1,j+2} + dh\ f_{i+2,j+2}
\end{aligned} \tag{3.19}$$

L'équation (3.19) est utilisée pour estimer successivement chacune des composantes u et v du vent à chaque point (x_{i+p}, y_{j+q}) de la trajectoire en fonction des valeurs aux points de grille environnants.

Une fois les composantes du vent connues, la nouvelle position $(x,y)_{t+3}$ de la trajectoire trois heures plus tard est calculée, de même que la distance parcourue depuis la source et le temps mis pour franchir cette distance. Cette façon de procéder suppose une vitesse constante en gran-

deur et en direction dans le temps et dans l'espace au cours de l'intervalle de temps considéré. Cette approximation peut être acceptable pour obtenir des statistiques sur les trajectoires, mais il est nécessaire de tenir compte de l'accélération de la vitesse, si l'on s'intéresse plutôt à chaque trajectoire individuelle. Le modèle offre les deux possibilités de calcul.

Quand la trajectoire atteint la grille des régions réceptrices, la distance entre les points de grille diminuant de 381 km à 127 km, le pas de temps change aussi, passant de trois à une heure, de manière à estimer trois positions de la trajectoire dans le même délai de trois heures plutôt qu'une. Ceci a pour but d'augmenter le nombre de points de la trajectoire susceptibles d'être associés à certains des éléments codés de la matrice de 19 x 19 contenant les régions réceptrices. Pour chacun de ces éléments, on note alors s'il y a bien passage de la trajectoire. Dans l'affirmative, les temps de parcours et les distances depuis la source sont aussi gardés en mémoire.

Lorsque la trajectoire est complétée, les informations conservées au niveau de chaque élément d'une région réceptrice donnée, sont regroupées au niveau de cette région réceptrice, et ce pour chacune des régions. Pour chaque région survolée par la trajectoire, le temps moyen de parcours correspondant aux n points de contact de la trajectoire avec cette région est déterminé, de même que la distance moyenne parcourue depuis la source.

De plus, à mesure que les trajectoires sont calculées, ces informations sont cumulées, de manière à connaître, après M trajectoires, le nombre m de trajectoires ayant survolé une région donnée, de même que la somme des temps moyens et des distances moyennes correspondantes.

Enfin, lorsque les N trajectoires désirées sont calculées, le calcul de la fonction $F(\Theta)$ est complété en effectuant le rapport de n/N du nombre de trajectoires ayant survolé une région réceptrice donnée par rapport au nombre total de trajectoires. Le temps de parcours moyen des n trajectoires ainsi que les distances moyennes parcourues sont aussi estimées. On en tire la vitesse moyenne avec laquelle la distance source-récepteur a été franchie.

On peut alors passer à une autre source et refaire les mêmes calculs.

3.2.2 Valeurs moyennes des paramètres des couples source-récepteur obtenus pour l'année 1980

La matrice des valeurs des fonctions $F(\Theta)$ estimées pour chaque couple source-récepteur est présentée au tableau 3.3. Elle est suivie, respectivement des matrices correspondantes pour les temps (tableau 3.4) et les vitesses de transport dans l'atmosphère entre les sources et les récepteurs (tableau 3.5).

Il importe de noter que les valeurs présentées dans ces tableaux ne sont strictement valables que pour l'année 1980, puisqu'elles sont tribu-

TABLEAU 3.3 VALEUR DU PARAMETRE FTETA. ANNEE : 1980

REGIONS RECEPTRICES

SOURCE		1 NEO	2 CEO	3 SWO	4 SEO	5 SUD	6 SBJ	7 PBL	8 NQB	9 OTT	10 ABI	11 NIT	12 CHI	13 LSJ
1	ABI	0.55	0.89	0.70	0.84	0.82	0.66	0.64	0.95	1.15	1.00	1.37	1.75	2.00
2	CQB	0.49	0.60	0.53	0.89	0.50	0.83	0.59	1.06	0.88	1.02	0.99	1.57	1.73
3	NQB	0.31	0.26	0.18	0.48	0.15	0.75	0.67	1.00	0.71	0.70	1.13	1.20	1.08
10	NMN	0.96	0.65	0.39	0.42	0.20	0.73	1.78	1.50	0.31	0.61	1.33	0.66	0.53
11	SMN	1.89	1.12	0.88	0.88	0.36	2.60	1.86	1.00	0.68	1.56	1.66	2.66	1.34
12	NWO	1.77	1.70	1.17	1.04	0.59	2.77	1.88	1.10	0.72	2.51	1.96	3.07	3.37
13	NEO	0.89	1.00	1.23	1.94	1.10	1.69	1.37	1.07	1.60	2.05	1.79	2.29	2.82
14	SUD	0.48	0.50	1.15	1.92	0.99	1.08	0.76	0.84	2.47	1.69	1.30	1.79	2.44
15	SWO	0.39	0.37	1.00	2.01	0.46	0.60	0.48	0.58	1.71	1.22	0.82	1.31	1.68
16	SEO	0.36	0.35	0.43	0.36	0.71	0.51	0.43	0.47	0.49	0.50	0.85	1.08	1.38
17	SLV	0.28	0.45	0.24	0.41	0.70	0.48	0.37	0.54	0.64	0.48	0.70	0.77	0.93
18	NDA	0.46	0.61	0.94	1.49	0.80	0.91	0.94	1.07	1.26	1.13	1.57	1.90	2.55
19	GBY	0.36	0.39	0.07	0.14	0.12	0.68	0.65	0.67	0.25	0.38	0.61	0.63	0.77
20	NBK	0.18	0.37	0.09	0.24	0.55	0.18	0.16	0.35	0.64	0.23	0.37	0.42	0.46
21	NSP	0.12	0.09	0.10	0.16	0.24	0.06	0.22	0.30	0.26	0.08	0.42	0.37	0.32
22	NFL	0.28	0.16	0.02	0.0	0.0	0.30	0.51	0.31	0.0	0.15	0.38	0.59	0.39
50	OHO	0.41	0.49	1.30	1.77	0.60	0.60	0.62	0.51	1.50	0.96	0.85	0.95	1.40
51	ILL	0.75	1.36	2.72	3.13	2.28	1.21	0.89	0.39	3.05	1.97	0.76	1.25	2.06
52	PEN	0.32	0.37	0.49	1.22	0.74	0.62	0.36	0.53	1.01	0.84	0.65	1.07	1.47
53	IND	0.55	1.03	2.62	2.76	1.55	1.01	0.66	0.28	2.28	1.58	0.59	0.98	1.54
54	KEN	0.38	0.64	1.99	1.88	1.18	0.79	0.56	0.32	1.87	1.30	0.54	0.67	0.98
55	MCH	0.52	0.77	1.99	2.84	1.28	0.92	0.67	0.61	2.52	1.46	0.98	1.33	1.90
56	TEN	0.28	0.65	2.05	1.79	1.18	0.49	0.44	0.18	1.87	0.99	0.46	0.61	0.78
57	MSU	0.86	1.73	2.73	2.27	1.77	1.05	0.53	0.20	2.28	1.88	0.79	1.38	1.71
58	WVR	0.21	0.26	0.76	1.27	0.35	0.67	0.36	0.38	1.17	0.88	0.68	1.01	1.30
59	NYK	0.17	0.13	0.28	0.41	0.12	0.34	0.23	0.24	0.30	0.33	0.47	0.73	0.90
60	ALA	0.24	0.66	1.80	1.41	1.29	0.36	0.31	0.10	0.81	0.66	0.29	0.29	0.54
61	WI	1.16	1.79	2.43	3.25	2.87	1.26	0.97	0.59	3.01	2.38	0.98	1.96	2.74
62	IA	1.38	2.21	2.63	2.82	2.98	1.64	0.84	0.40	2.98	2.32	0.99	1.65	2.43
63	MIN	1.61	2.06	2.03	2.52	1.93	2.10	1.34	0.66	2.57	2.17	1.40	2.12	2.34
64	VA	0.19	0.32	0.58	0.92	0.42	0.17	0.23	0.31	0.83	0.56	0.51	0.71	0.89
65	NC	0.23	0.37	0.89	1.11	0.45	0.30	0.14	0.15	1.01	0.66	0.38	0.38	0.51
66	NH	0.21	0.27	0.19	0.39	0.55	0.36	0.19	0.23	0.48	0.26	0.50	0.63	0.67
67	GA	0.08	0.50	1.53	1.25	0.53	0.20	0.12	0.15	0.91	0.69	0.29	0.35	0.40
68	SC	0.16	0.45	1.35	1.06	0.59	0.09	0.03	0.07	0.54	0.39	0.17	0.24	0.22
69	MD	0.26	0.18	0.37	0.78	0.16	0.23	0.18	0.23	0.80	0.68	0.41	0.77	0.98
70	DE	0.23	0.11	0.26	0.69	0.10	0.21	0.18	0.18	0.73	0.56	0.33	0.57	0.82
71	NJ	0.19	0.12	0.27	0.49	0.11	0.18	0.12	0.19	0.49	0.45	0.33	0.58	0.84
72	DC	0.24	0.24	0.43	0.86	0.42	0.29	0.23	0.25	0.73	0.67	0.47	0.77	0.97
73	AR	0.42	1.26	2.28	1.68	1.38	0.29	0.16	0.15	0.95	1.11	0.43	1.03	1.24
74	LA	0.26	0.68	1.46	0.73	0.91	0.38	0.27	0.02	0.29	0.35	0.17	0.34	0.32
75	MS	0.25	0.79	1.63	1.01	1.00	0.30	0.18	0.05	0.77	0.62	0.21	0.19	0.51
76	MA	0.14	0.10	0.23	0.29	0.19	0.21	0.23	0.21	0.17	0.18	0.37	0.52	0.74
77	CT	0.15	0.13	0.25	0.36	0.20	0.22	0.17	0.20	0.25	0.23	0.38	0.60	0.79
78	RI	0.14	0.10	0.23	0.29	0.19	0.21	0.23	0.21	0.17	0.18	0.37	0.52	0.74
79	ME	0.15	0.33	0.11	0.24	0.47	0.20	0.24	0.30	0.33	0.18	0.37	0.48	0.45
80	VT	0.20	0.29	0.22	0.38	0.53	0.45	0.30	0.26	0.44	0.36	0.57	0.71	0.90

366/84-Mar-21

Ministère des Communications

TABLEAU 3.3 (suite) VALEUR DU PARAMETRE FTETA. ANNEE : 1980

REGIONS RECEPTRICES

SOURCE		14 GP	15 MTL	16 NB	17 NE	18 ANT	19 TN	20 WNY	21 ENY	22 SNA	23 NNA	24 NDA	25 LAB
1	ABI	2.13	2.27	2.84	2.72	2.20	1.81	0.91	2.15	2.47	2.40	0.74	1.79
2	CQB	2.07	1.50	1.38	1.43	2.33	2.13	0.92	1.53	0.36	0.87	0.88	1.96
3	NQB	0.62	0.89	0.30	0.35	0.74	0.69	0.41	0.74	0.07	0.21	0.64	1.69
10	NMN	0.68	0.51	0.36	0.39	0.26	0.34	0.24	0.32	0.29	0.40	0.24	1.10
11	SMN	1.13	1.01	0.63	0.64	1.13	0.55	0.41	0.54	0.45	0.80	0.55	0.82
12	NWO	1.69	1.53	1.94	1.40	1.61	0.86	0.68	0.71	0.63	1.49	1.31	1.40
13	NEO	2.03	2.46	2.76	2.16	2.26	1.38	0.76	1.37	1.43	2.52	2.15	1.70
14	SUD	2.11	2.63	3.11	2.73	2.34	1.84	1.06	1.76	2.07	3.20	1.15	1.61
15	SWO	1.48	2.74	3.14	3.62	1.68	2.26	2.13	3.02	3.35	3.83	0.48	1.15
16	SEO	1.84	0.95	2.92	3.26	2.38	2.66	0.50	1.67	2.35	2.82	0.36	1.46
17	SLV	1.90	1.00	2.39	2.52	2.41	2.47	0.29	0.58	1.01	2.08	0.33	1.52
18	NDA	1.92	2.33	2.97	2.58	2.20	1.81	1.58	1.02	1.15	2.60	0.94	1.87
19	GBY	1.00	0.52	1.18	1.51	2.15	2.28	0.0	0.30	0.57	1.05	0.36	1.36
20	NBK	0.81	0.38	0.71	1.72	1.71	2.39	0.12	0.37	0.65	0.41	0.33	0.95
21	NSP	0.61	0.19	0.44	0.99	0.95	2.58	0.09	0.22	0.34	0.42	0.0	0.75
22	NFL	0.46	0.21	0.67	0.75	0.50	1.00	0.0	0.04	0.18	0.44	0.13	0.54
50	OHO	1.11	2.50	2.07	3.15	0.77	1.35	2.57	3.09	3.56	2.99	0.74	0.54
51	ILL	1.53	3.13	2.39	2.55	1.61	0.91	3.72	3.24	3.65	3.10	1.10	0.65
52	PEN	1.40	1.89	2.12	3.34	1.20	1.26	1.03	2.40	3.14	2.31	0.67	0.83
53	IND	0.88	2.84	1.73	2.27	0.91	1.18	3.61	3.49	3.73	2.84	0.95	0.45
54	KEN	0.81	1.73	1.42	2.09	0.44	0.65	2.42	2.61	3.18	1.81	0.75	0.36
55	MCH	1.41	3.39	2.97	3.08	1.71	1.58	2.87	3.51	3.76	3.96	0.98	0.92
56	TEN	0.64	1.60	1.06	1.90	0.42	0.78	2.43	2.00	1.96	1.50	0.60	0.25
57	MSU	1.26	2.56	2.01	2.06	1.17	0.41	3.36	2.65	2.67	2.28	2.00	0.53
58	WVR	1.02	1.94	1.59	2.73	0.61	0.95	1.42	2.29	2.54	1.97	0.53	0.45
59	NYK	1.63	0.98	2.00	3.24	1.45	2.18	0.30	1.00	2.02	1.84	0.14	0.79
60	ALA	0.57	1.30	1.22	1.48	0.32	0.27	2.06	1.70	1.64	1.54	0.75	0.27
61	WI	1.76	3.25	2.01	2.26	1.47	0.56	2.97	3.32	3.40	3.42	2.13	0.94
62	IA	1.44	2.99	1.93	1.53	1.18	0.63	3.25	2.99	2.34	2.68	2.27	0.85
63	MIN	1.47	2.46	1.59	1.23	0.80	0.68	1.29	1.50	1.28	2.25	1.91	0.98
64	VA	0.91	1.33	1.36	2.54	0.86	1.00	0.68	1.32	1.79	1.64	0.35	0.57
65	NC	0.65	1.03	0.95	2.08	0.66	0.82	1.00	1.39	1.46	1.19	0.38	0.40
66	NH	1.69	0.51	1.94	2.89	1.72	2.58	0.20	0.32	0.94	1.10	0.10	1.00
67	GA	0.40	0.77	0.56	1.36	0.30	0.47	1.31	1.52	1.72	0.80	0.87	0.28
68	SC	0.40	0.82	0.53	1.08	0.34	0.75	1.02	1.32	1.20	0.89	0.51	0.25
69	MD	1.43	1.55	1.50	2.40	0.84	1.08	0.56	1.37	1.84	1.65	0.41	0.58
70	DE	1.22	1.30	1.44	2.55	1.02	1.23	0.45	1.00	1.63	1.72	0.28	0.56
71	NJ	1.46	1.09	1.76	2.80	1.35	1.55	0.36	0.67	1.84	1.57	0.20	0.60
72	DC	1.33	1.58	1.49	2.47	0.82	0.81	0.58	1.44	1.82	1.70	0.52	0.59
73	AR	0.83	1.54	0.92	0.93	0.21	0.72	2.67	2.24	1.94	1.39	0.89	0.12
74	LA	0.38	0.58	0.48	0.55	0.28	0.05	0.91	0.96	1.07	0.56	0.16	0.11
75	MS	0.34	1.26	1.04	1.33	0.20	0.29	1.88	1.62	1.33	1.48	0.68	0.08
76	MA	1.46	0.48	1.67	2.91	1.44	1.96	0.23	0.29	0.99	1.10	0.10	0.71
77	CT	1.55	0.72	1.69	3.04	1.39	1.99	0.33	0.36	0.80	1.42	0.06	0.69
78	RI	1.46	0.48	1.67	2.91	1.44	1.96	0.23	0.29	0.99	1.10	0.10	0.71
79	ME	1.45	0.35	1.60	2.41	1.64	2.44	0.22	0.32	0.51	0.98	0.09	1.00
80	VT	1.80	0.72	2.17	3.07	1.73	2.63	0.29	0.46	1.90	2.03	0.14	1.11

366/84-Mar-21
Ministère des Communications

TABLEAU 3.4 VALEUR DU PARAMETRE TEMPS DE PARCOURS (H). ANNEE : 1980

REGIONS RECEPTRICES

SOURCE		1 NEO	2 CEO	3 SWO	4 SEO	5 SUD	6 SBJ	7 PBL	8 NQB	9 OTT	10 ABI	11 NIT	12 CHI	13 LSJ
1	ABI	31.45	33.26	46.53	30.26	38.01	24.19	35.78	47.63	18.31	6.45	36.22	28.26	18.81
2	CQB	43.65	55.00	60.27	49.98	52.09	26.71	20.78	32.44	42.46	38.08	7.78	16.73	26.83
3	NQB	59.25	78.63	77.17	56.49	75.67	44.72	43.24	10.54	50.56	56.61	32.77	41.80	50.59
10	NMN	52.08	56.86	69.43	66.22	56.93	58.08	57.37	57.74	64.36	63.04	63.37	62.85	70.19
11	SMN	52.89	54.86	58.47	64.16	54.24	64.64	65.04	71.79	64.57	63.37	71.66	70.08	72.38
12	NWO	36.16	35.74	49.33	54.20	45.92	50.73	48.20	60.58	56.63	48.98	57.08	60.61	57.95
13	NEO	21.50	8.22	33.32	37.84	23.81	35.13	43.45	54.85	43.52	30.89	47.24	42.03	42.53
14	SUD	36.49	15.36	18.56	14.02	2.72	34.95	41.20	55.37	20.61	22.44	45.81	40.55	36.68
15	SWO	50.24	36.72	6.81	19.80	30.80	47.27	51.10	59.73	27.57	34.37	45.60	43.13	40.53
16	SEO	45.52	44.26	41.07	23.12	37.37	40.69	44.31	58.81	24.60	34.04	47.41	36.24	28.60
17	SLV	45.05	46.76	53.28	39.90	51.83	35.73	40.11	59.75	33.42	27.61	46.14	32.35	19.95
18	NDA	32.90	23.15	37.47	24.76	26.93	23.97	37.90	50.83	20.62	9.53	40.30	30.34	28.14
19	GBY	46.55	66.85	84.20	68.96	78.83	49.92	43.37	52.92	50.91	50.18	39.17	29.09	29.05
20	NBK	60.41	70.19	90.00	71.89	75.99	60.83	53.82	63.41	62.32	55.85	52.72	42.82	40.48
21	NSP	73.67	75.63	84.00	61.96	66.75	65.00	66.22	61.04	55.88	68.60	57.89	50.22	47.14
22	NFL	68.14	79.92	90.50	0.0	0.0	60.47	59.86	46.97	0.0	70.06	54.12	49.84	51.75
50	OHO	46.29	43.16	27.28	33.60	35.25	48.19	59.95	70.79	39.06	40.93	63.45	52.11	49.20
51	ILL	53.50	40.22	33.90	44.61	35.99	57.24	64.97	71.69	47.28	47.46	63.96	58.08	55.43
52	PEN	64.11	60.01	37.19	31.40	53.15	53.34	56.56	68.65	37.05	42.60	53.17	50.43	46.22
53	IND	55.49	44.81	34.66	45.27	44.59	58.40	63.73	69.70	47.46	51.25	66.00	60.37	54.45
54	KEN	55.53	50.37	43.67	51.24	50.76	58.23	63.01	75.72	54.74	55.96	67.34	61.24	59.03
55	MCH	49.90	28.52	15.93	31.13	24.50	40.31	54.09	64.81	38.75	38.22	53.67	47.92	49.22
56	TEN	65.11	57.26	51.73	55.48	55.49	56.12	62.28	75.66	56.07	54.66	68.04	63.83	59.40
57	MSU	58.31	56.28	45.71	48.81	50.02	61.79	68.96	75.64	49.67	57.18	69.39	63.84	61.40
58	WVR	60.23	45.09	41.22	36.46	41.67	55.69	54.65	74.52	37.44	45.75	68.13	57.31	50.79
59	NYK	51.98	64.80	50.46	38.38	58.20	52.60	61.81	63.43	39.35	35.66	54.75	46.34	40.50
60	ALA	73.35	56.87	53.89	57.15	53.62	60.45	64.36	79.94	56.79	62.44	76.29	65.79	62.14
61	WI	45.08	32.48	37.47	47.55	35.22	51.81	61.57	69.40	53.47	45.98	60.80	54.64	56.77
62	IA	52.65	46.64	46.12	53.51	49.98	60.52	66.95	64.98	57.36	55.92	61.62	64.57	65.96
63	MIN	46.68	49.22	49.88	57.82	48.57	54.86	57.24	63.49	57.99	58.08	61.70	66.82	67.79
64	VA	53.05	52.30	51.96	43.86	47.23	63.64	66.34	68.21	44.10	46.45	67.02	54.17	49.03
65	NC	69.38	58.91	57.24	52.71	49.16	62.87	64.62	63.60	46.12	48.36	63.61	57.09	54.27
66	NH	49.64	49.53	56.60	37.43	45.50	45.79	51.60	62.14	37.35	41.01	48.86	45.36	33.59
67	GA	81.50	60.60	57.69	57.11	48.66	54.38	47.75	80.95	61.57	57.48	69.08	67.26	63.13
68	SC	72.17	62.28	58.41	54.90	56.61	52.10	79.50	63.78	44.15	50.03	59.43	47.99	48.30
69	MD	57.70	60.87	52.20	46.56	67.80	71.88	74.56	68.88	45.33	47.11	51.37	52.95	49.68
70	DE	59.63	65.73	50.82	48.27	72.33	64.34	74.25	58.74	44.69	43.88	51.68	50.82	48.04
71	NJ	52.54	76.54	53.59	48.16	73.13	46.95	63.86	63.09	42.16	46.54	48.82	47.12	43.76
72	DC	51.57	59.53	53.11	44.79	57.35	69.89	67.85	67.19	45.20	48.09	55.85	51.11	49.37
73	AR	70.10	63.89	55.53	57.68	56.78	66.75	71.33	84.00	59.16	62.16	77.56	75.82	68.31
74	LA	58.96	62.42	63.68	66.61	73.71	72.13	70.31	61.50	82.50	76.08	79.67	81.36	80.27
75	MS	64.79	61.40	60.85	62.22	58.09	67.35	72.08	82.83	66.48	68.77	84.72	75.14	73.70
76	MA	52.96	64.16	55.97	44.14	65.83	51.45	61.46	62.63	55.41	40.05	50.91	52.07	41.15
77	CT	46.38	67.17	53.54	44.19	62.88	47.99	65.75	63.97	49.67	37.70	52.35	48.23	42.72
78	RI	52.96	64.16	55.97	44.14	65.83	51.45	61.46	62.63	55.41	40.05	50.91	52.07	41.15
79	ME	50.68	57.33	71.05	54.84	64.04	48.77	47.30	67.49	45.37	37.45	54.87	46.59	43.17
80	VT	47.60	48.23	51.73	33.34	36.95	44.75	48.12	58.31	34.63	40.76	48.85	42.27	31.65

266/84-Mai-21

Ministère des Communications

TABLEAU 3.4 (suite) VALEUR DU PARAMETRE TEMPS DE PARCOURS (H). ANNEE : 1980

REGIONS RECEPTRICES

SOURCE		14 GP	15 MTL	16 NB	17 NE	18 ANT	19 TN	20 WNY	21 ENY	22 SNA	23 NNA	24 NDA	25 LAB
1	ABI	39.45	20.36	42.41	50.74	49.69	59.43	43.72	33.02	36.51	30.01	21.43	50.87
2	CQB	32.92	35.47	41.52	46.54	44.72	54.07	62.31	47.62	43.20	39.42	46.07	41.51
3	NQB	41.49	53.42	54.76	58.67	46.29	49.06	57.64	64.09	51.65	55.52	58.34	28.66
10	NMN	68.63	73.38	71.58	76.64	74.38	83.21	70.07	73.05	77.64	73.96	65.94	68.88
11	SMN	70.20	70.56	83.23	79.08	76.60	86.87	63.72	69.14	71.04	75.31	61.23	74.20
12	NWO	63.82	55.94	65.46	69.67	68.82	73.68	56.67	62.37	64.28	65.11	42.47	65.74
13	NEO	53.52	46.66	59.57	66.78	61.65	69.49	42.67	46.36	52.44	56.28	23.99	60.56
14	SUD	50.03	31.59	50.14	59.92	59.22	68.40	29.59	33.57	41.05	44.45	19.30	59.70
15	SWO	54.51	34.99	52.30	60.66	65.88	69.31	15.44	28.09	38.65	44.46	32.39	65.46
16	SEO	42.23	7.50	38.32	48.69	52.97	59.72	39.10	11.65	19.55	25.45	36.50	55.38
17	SLV	34.80	5.62	26.46	38.33	46.25	55.96	46.64	33.85	22.30	13.27	33.06	50.27
18	NDA	42.15	29.84	48.99	54.67	54.05	63.13	34.46	37.26	40.05	39.21	2.78	56.85
19	GBY	5.69	48.30	20.65	28.43	24.74	39.48	0.0	64.91	54.41	35.80	58.25	35.52
20	NBK	40.52	45.12	6.67	13.32	38.73	40.01	71.86	43.54	39.97	27.13	49.56	47.26
21	NSP	40.18	47.19	39.11	6.18	38.04	32.60	53.74	55.48	51.07	46.15	0.0	42.00
22	NFL	34.84	69.37	34.16	28.80	30.75	4.50	0.0	46.50	59.00	53.22	74.00	33.79
50	OHO	63.65	45.44	58.24	64.17	64.63	74.75	28.83	39.58	47.46	55.07	36.75	69.19
51	ILL	65.27	56.16	68.22	73.44	75.37	75.04	45.86	55.11	64.12	63.37	38.55	74.23
52	PEN	57.40	37.26	54.36	57.08	64.86	69.41	17.43	24.90	35.07	44.54	48.28	64.57
53	IND	57.67	54.83	62.22	69.94	72.29	78.52	42.47	51.72	57.48	62.06	53.90	72.11
54	KEN	66.90	56.32	65.31	66.49	59.44	74.27	47.73	54.78	60.53	59.08	48.93	69.52
55	MCH	58.02	44.53	59.16	66.69	66.12	71.56	32.95	43.58	51.50	53.70	31.97	70.03
56	TEN	72.08	59.96	63.74	70.22	75.89	74.71	54.79	53.63	60.68	59.39	39.25	71.32
57	MSU	67.01	57.09	69.62	75.40	78.23	78.37	53.40	61.70	66.20	66.51	58.84	78.05
58	WVR	59.61	46.80	62.01	64.65	67.25	74.74	32.15	39.61	46.33	53.67	57.21	67.01
59	NYK	50.81	30.48	40.86	45.22	57.23	62.28	28.96	4.09	11.69	28.53	53.60	57.19
60	ALA	70.82	63.20	66.88	74.20	83.43	72.57	55.07	53.83	61.49	62.23	58.60	84.21
61	WI	60.76	60.33	71.84	76.61	67.01	72.50	49.25	59.73	66.67	68.32	41.47	70.44
62	IA	70.22	64.39	72.16	76.61	72.76	77.75	55.84	63.25	69.41	69.15	52.47	72.60
63	MIN	69.78	66.75	72.70	80.12	71.89	75.87	61.34	67.20	73.99	73.09	57.71	71.69
64	VA	54.99	46.89	57.04	62.22	72.10	63.99	38.33	37.18	44.13	47.05	56.40	68.44
65	NC	66.51	53.75	61.25	65.44	77.73	60.17	48.51	48.70	50.58	56.09	49.83	74.34
66	NH	43.56	30.09	26.78	35.15	47.62	52.94	37.80	27.58	5.24	13.47	56.25	54.15
67	GA	67.21	63.42	61.77	69.32	77.68	70.54	53.15	58.40	61.13	63.45	53.72	76.12
68	SC	62.81	60.46	62.41	64.15	72.30	70.90	55.24	58.97	60.39	67.27	56.36	76.49
69	MD	56.72	44.49	51.17	56.09	62.86	63.36	39.12	30.41	31.75	42.62	35.40	65.74
70	DE	54.76	44.97	51.73	54.31	60.87	59.95	38.56	32.79	33.10	43.22	38.71	67.50
71	NJ	51.49	35.01	46.11	48.92	59.22	61.70	38.71	24.29	21.07	36.16	55.00	62.43
72	DC	58.10	45.46	52.49	57.19	65.60	60.84	35.86	33.75	33.47	44.67	41.50	66.23
73	AR	72.39	62.92	66.79	76.68	77.75	85.84	60.14	64.50	68.91	66.83	58.04	82.45
74	LA	84.55	72.26	80.15	82.68	89.40	63.50	64.81	65.29	72.46	76.63	89.00	88.50
75	MS	74.23	65.63	74.25	76.49	69.88	75.79	55.92	59.89	65.22	70.39	65.25	74.71
76	MA	50.21	37.16	37.58	37.86	50.88	57.12	50.98	29.92	4.83	28.06	38.50	57.19
77	CT	48.66	34.77	40.50	41.86	54.74	60.66	40.97	26.42	6.70	29.26	16.00	56.33
78	RI	50.21	37.16	37.58	37.86	50.88	57.12	50.98	29.92	4.83	28.06	38.50	57.19
79	ME	40.65	36.58	18.56	26.23	44.67	47.09	51.86	37.10	27.86	4.53	52.00	50.79
80	VT	44.04	21.42	30.82	40.50	51.60	57.48	35.24	6.17	7.97	17.98	59.42	56.05

Ministère des Communications

TABLEAU 3.5 VALEUR DU PARAMETRE VITESSE DE PARCOURS (KM/H). ANNEE : 1980

REGIONS RECEPTRICES

SOURCE		1 NEO	2 CEO	3 SWO	4 SEO	5 SUD	6 SBJ	7 PBL	8 NQB	9 OTT	10 ABI	11 NIT	12 CHI	13 LSJ
1	ABI	25.95	24.54	25.77	25.33	24.92	24.54	29.62	32.08	25.72	24.11	30.56	27.32	26.26
2	CQB	27.83	27.97	27.86	26.59	24.66	22.88	24.92	28.44	26.38	25.56	24.94	24.85	28.00
3	NQB	29.28	30.50	30.40	34.45	26.64	31.10	24.37	24.06	34.68	30.84	25.92	27.99	30.20
10	NMN	29.83	31.76	32.45	33.57	33.37	32.30	30.24	34.45	33.71	32.60	33.27	35.58	34.15
11	SMN	30.62	31.04	34.92	34.61	33.81	30.34	31.41	33.95	34.10	31.98	34.95	34.94	35.29
12	NWO	25.91	27.00	27.80	29.05	26.35	27.72	29.42	32.13	28.99	29.51	32.44	30.62	31.85
13	NEO	25.06	22.09	24.23	24.05	22.28	28.99	31.31	34.07	24.50	25.92	33.54	30.16	29.46
14	SUD	27.06	22.70	23.04	24.45	21.05	30.11	34.06	35.22	23.68	26.48	33.47	31.63	28.75
15	SWO	32.63	30.01	23.20	27.14	29.02	30.29	35.09	37.94	28.92	30.31	37.46	33.72	31.63
16	SEO	30.95	27.98	21.71	20.34	24.22	29.57	34.29	37.16	23.14	27.11	31.68	30.40	29.41
17	SLV	29.88	24.88	24.26	22.48	22.56	29.77	33.79	32.39	22.42	26.12	29.53	29.35	26.51
18	NDA	25.25	22.76	26.20	24.71	22.27	27.85	30.34	32.69	24.76	24.10	32.37	29.63	26.36
19	GBY	33.35	28.58	27.50	25.36	25.10	27.34	31.49	28.63	23.77	27.14	26.83	25.10	23.40
20	NBK	28.44	24.24	17.30	18.86	21.26	29.28	31.64	32.02	19.89	26.65	27.67	26.67	24.66
21	NSP	32.66	29.89	23.54	25.53	26.39	34.10	28.20	29.20	26.97	27.97	27.75	27.79	24.72
22	NFL	34.12	31.83	26.56	0.0	0.0	33.52	33.98	34.24	0.0	30.41	31.44	31.85	31.12
50	OHO	36.05	35.69	26.96	31.25	34.86	37.29	37.43	39.54	32.97	35.66	36.53	37.28	35.17
51	ILL	32.82	28.36	29.32	31.48	32.98	32.41	33.62	36.85	33.61	34.33	38.32	37.47	37.74
52	PEN	32.14	27.66	22.47	26.62	25.42	33.08	40.29	37.86	30.61	32.69	36.68	34.07	32.86
53	IND	35.61	31.56	29.86	32.41	28.55	34.08	36.08	39.75	34.53	33.13	38.28	37.47	37.23
54	KEN	40.84	37.43	29.79	32.53	37.73	38.47	39.64	41.90	32.29	35.23	40.27	39.24	38.73
55	MCH	31.65	29.15	25.31	27.63	31.19	37.36	33.30	37.47	28.19	32.71	37.19	36.50	33.67
56	TEN	40.68	35.53	30.73	33.49	34.75	43.60	43.76	45.23	34.74	38.45	42.74	42.28	40.78
57	MSU	34.33	30.47	34.23	37.73	33.22	36.73	39.59	40.23	39.65	36.37	40.81	42.16	41.54
58	WVR	40.58	35.68	25.52	30.49	34.37	34.75	41.63	41.03	34.78	35.13	35.30	36.70	36.30
59	NYK	34.49	24.64	24.08	23.31	19.51	30.06	29.09	42.47	26.98	31.53	34.57	31.29	29.40
60	ALA	38.69	38.54	33.47	35.97	38.66	45.80	45.64	47.52	36.08	38.38	47.03	47.92	44.36
61	WI	30.95	29.03	27.01	28.69	29.25	33.65	33.08	35.64	29.19	33.54	37.89	37.65	34.98
62	IA	32.63	31.55	30.24	31.57	31.74	34.75	35.47	42.99	32.36	35.22	40.37	37.71	35.70
63	MIN	33.51	29.07	29.77	31.27	29.65	36.03	36.48	41.04	34.35	33.11	39.72	35.33	34.53
64	VA	39.29	33.30	26.70	30.73	32.17	33.39	42.16	44.95	34.46	36.97	37.11	37.67	36.82
65	NC	35.88	36.19	27.82	32.33	38.14	38.12	44.13	49.13	37.45	39.80	44.17	42.07	39.82
66	NH	31.29	27.22	22.91	22.15	23.63	29.56	31.21	39.03	23.94	28.23	31.91	29.25	28.03
67	GA	33.52	39.19	32.87	34.59	43.58	48.13	57.47	47.24	35.81	39.50	49.33	44.95	43.79
68	SC	36.98	38.43	31.22	34.83	40.47	48.65	30.89	53.73	43.28	43.00	51.97	54.24	50.35
69	MD	35.87	32.12	25.13	26.90	24.94	31.24	34.96	42.18	29.64	31.73	39.96	36.08	33.46
70	DE	34.42	32.81	24.64	26.13	22.37	31.91	32.23	48.34	29.67	33.21	40.58	36.27	33.03
71	NJ	34.53	26.01	23.82	23.66	19.30	34.30	33.85	46.53	29.04	30.46	40.42	34.41	30.94
72	DC	37.71	30.66	24.62	28.06	30.74	31.51	40.87	43.68	31.37	32.95	39.74	37.06	34.21
73	AR	34.95	34.73	36.50	40.68	40.53	39.29	43.10	45.03	41.34	38.99	43.37	40.42	42.56
74	LA	49.26	41.08	36.75	39.24	34.60	46.30	46.53	65.05	36.92	37.25	54.24	49.05	45.19
75	MS	47.23	38.39	35.11	36.99	37.91	41.93	41.82	52.04	36.44	40.32	47.25	48.67	42.61
76	MA	35.45	25.82	23.49	24.98	24.26	31.86	29.99	43.26	25.41	33.88	34.94	28.55	27.76
77	CT	36.53	25.69	23.15	23.29	22.36	32.29	28.46	43.18	24.74	33.95	33.62	31.17	28.42
78	RI	35.45	25.82	23.49	24.98	24.26	31.86	29.99	43.26	25.41	33.88	34.94	28.55	27.76
79	ME	30.35	24.86	23.73	20.51	20.20	28.14	33.05	34.79	20.71	31.07	28.94	27.12	25.61
80	VT	30.80	26.64	23.55	22.41	24.39	30.43	36.48	39.09	24.05	27.30	31.78	30.31	28.52

TABLEAU 3.5 (suite) VALEUR DU PARAMETRE VITESSE DE PARCOURS (KM/H). ANNEE : 1980

REGIONS RECEPTRICES

SOURCE		14 GP	15 MTL	16 NB	17 NE	18 ANT	19 TN	20 WNY	21 ENY	22 SNA	23 NNA	24 NDA	25 LAB
1	ABI	30.09	27.86	27.51	29.46	31.72	33.30	28.08	29.33	29.97	29.73	21.11	31.99
2	CQB	27.32	29.72	31.80	32.44	28.53	33.07	27.75	31.42	34.34	31.80	24.86	27.70
3	NQB	30.75	31.75	31.76	32.32	29.05	34.23	38.82	33.68	38.67	32.35	28.94	27.71
10	NMN	37.77	33.99	40.88	41.05	39.92	41.37	36.25	36.18	36.29	37.61	30.31	37.79
11	SMN	39.69	35.17	36.26	41.53	40.56	39.60	37.25	36.45	39.06	37.55	30.79	41.06
12	NWO	33.58	31.78	35.00	36.49	35.87	41.15	29.40	31.15	34.16	32.76	30.07	36.89
13	NEO	32.31	27.68	30.40	30.93	34.24	36.59	26.68	29.04	30.14	28.46	24.47	35.75
14	SUD	31.01	26.70	29.03	30.05	33.43	35.27	25.50	27.39	29.05	27.87	26.47	34.09
15	SWO	33.44	28.65	30.89	30.21	33.94	34.33	23.74	26.53	28.01	29.12	34.02	36.07
16	SEO	30.91	26.46	29.03	28.88	31.62	32.62	21.11	26.61	29.30	27.29	32.78	34.29
17	SLV	28.82	25.23	27.06	27.98	29.72	31.06	22.42	23.65	28.26	27.60	26.24	31.73
18	NDA	32.53	26.67	28.46	30.20	31.97	35.36	28.57	29.08	29.55	28.02	21.81	33.27
19	GBY	23.18	22.56	25.07	28.24	23.77	26.90	0.0	22.89	24.75	24.46	26.83	27.57
20	NBK	25.04	20.59	23.38	25.18	27.58	28.31	18.08	23.72	23.71	23.06	29.65	29.59
21	NSP	24.58	28.47	22.56	23.10	27.28	26.69	28.43	24.08	23.11	23.12	0.0	30.69
22	NFL	30.15	27.62	34.25	35.51	25.20	24.53	0.0	39.76	35.33	29.49	27.97	26.78
50	OHO	36.88	31.95	36.01	34.01	41.61	38.04	26.87	27.80	28.44	31.69	37.96	41.89
51	ILL	39.12	31.82	34.65	35.42	38.50	42.58	28.31	29.98	30.20	32.28	36.21	39.75
52	PEN	35.09	30.43	31.40	31.27	37.73	37.46	24.52	26.85	27.30	30.30	28.91	40.45
53	IND	43.28	33.08	37.37	36.43	39.39	39.98	30.35	30.63	31.30	33.14	29.77	41.58
54	KEN	41.43	34.72	39.77	38.64	47.75	43.64	29.58	31.53	31.35	36.77	42.39	46.95
55	MCH	35.10	29.30	31.33	32.28	36.19	37.85	25.86	27.74	29.07	29.71	37.81	36.75
56	TEN	43.50	36.69	42.87	39.65	46.30	45.32	31.03	34.45	33.20	40.30	47.48	47.77
57	MSU	44.05	39.14	40.48	40.25	42.58	44.75	34.63	35.09	36.41	37.76	34.29	42.39
58	WVR	41.79	31.32	31.14	32.24	42.95	40.95	27.80	28.44	28.50	30.49	31.86	43.62
59	NYK	31.68	26.58	28.31	28.58	35.49	33.36	21.70	25.11	26.26	26.74	33.73	39.84
60	ALA	48.87	37.74	42.64	40.61	48.13	52.74	34.35	37.76	37.01	39.90	42.43	46.06
61	WI	38.56	30.04	33.69	34.16	39.96	42.71	28.50	28.62	29.83	31.90	33.88	39.91
62	IA	38.16	33.04	37.30	37.97	42.03	43.59	31.07	31.98	33.35	35.40	36.90	42.39
63	MIN	39.20	34.36	38.09	38.48	43.75	44.61	29.71	31.96	32.75	35.49	33.28	43.23
64	VA	42.04	33.64	32.35	30.87	40.53	42.18	27.81	29.48	27.17	32.08	38.58	43.83
65	NC	40.65	34.17	35.53	33.85	40.99	46.98	28.08	29.86	29.82	33.71	41.45	43.21
66	NH	28.88	22.96	26.87	27.37	32.36	31.86	22.34	22.04	25.63	24.27	27.55	34.19
67	GA	46.84	36.60	42.00	38.78	47.75	48.28	34.03	35.07	34.87	37.08	40.21	48.62
68	SC	47.78	34.29	41.32	38.62	46.42	45.00	31.16	31.59	32.51	35.10	39.92	46.54
69	MD	34.98	29.00	31.16	29.40	39.45	39.88	24.71	26.55	28.24	29.54	43.70	41.17
70	DE	35.96	29.35	29.92	29.74	38.73	39.83	24.44	26.30	27.30	29.28	40.92	38.95
71	NJ	33.80	29.59	30.01	28.90	35.43	35.53	21.85	23.66	26.08	28.72	35.33	39.65
72	DC	35.70	29.76	31.58	30.22	38.80	41.26	25.35	26.76	28.97	30.31	34.85	42.27
73	AR	44.70	43.06	47.16	45.08	44.96	44.68	37.08	38.30	39.18	43.73	40.63	40.60
74	LA	49.59	44.14	46.38	44.76	51.34	68.30	40.03	41.56	40.41	42.97	34.31	53.94
75	MS	51.29	41.60	45.14	43.80	53.97	50.77	37.74	37.67	38.92	41.94	41.24	56.95
76	MA	30.19	26.89	27.44	27.14	36.21	32.75	20.33	20.44	23.93	26.05	37.99	38.68
77	CT	31.92	26.05	28.07	28.48	35.47	33.29	22.43	20.22	23.76	26.87	65.49	39.93
78	RI	30.19	26.89	27.44	27.14	36.21	32.75	20.33	20.44	23.93	26.05	37.99	38.68
79	ME	27.16	23.25	25.04	25.99	29.65	30.41	23.03	22.19	22.56	24.00	28.44	31.88
80	VT	30.59	24.49	28.33	28.09	33.30	32.08	22.56	21.72	26.91	25.92	26.39	35.19

366/84-Mai-21
Ministère des Communications

taires des conditions météorologiques qui ont prévalu au cours de cette année. Elles sont donc susceptibles de changer à chaque année, comme d'ailleurs de saison en saison.

Un aperçu général des valeurs des $F(\Theta)$ au tableau 3.3 permet de constater que certaines sources potentielles n'affectent que très rarement certains récepteurs en 1980. Il en est ainsi de la source 59 (New York) par rapport aux récepteurs 2 et 5 (centre-est de l'Ontario et Sudbury) en particulier. Par ailleurs, un $F(\Theta)$ de 3,72 est noté entre la source 51 (Illinois) et le récepteur 20 (Western New York), ce qui indique que les trajectoires issues de l'Illinois ont tendance à survoler l'ouest de l'état de New York près de quatre fois plus que si leur distribution était uniforme autour de la source. On remarque aussi que le récepteur 1 (nord-est de l'Ontario) est relativement peu visité par des trajectoires en provenance des sources ponctuelles importantes canadiennes et américaines (14, 18, 50 à 60) alors que la région de Montréal (récepteur 15) est survolée par de telles trajectoires de deux à trois fois plus qu'avec une distribution uniforme de la pollution autour de chacune de ces sources.

Bien sûr, les temps de parcours de la pollution atmosphérique entre une source et un récepteur sont proportionnels à la distance à franchir, mais les tableaux 3.4 et 3.5 révèlent plus que ça. Ainsi, à partir de la Pennsylvanie (source 52), les trajectoires prennent en moyenne environ 53 heures pour atteindre les récepteurs 5, 6 et 11 (Sudbury, sud de la Baie-James et Nitchequon) qui sont pourtant à des distances croissantes de la source. Le tableau 3.5 indique toutefois que ces distances sont fran-

chies avec des vitesses passant de 25,4 à 36,7 km h^{-1} suivant le couple source-récepteur. En d'autres termes, la trajectoire qui amène la pollution atmosphérique en provenance d'une source donnée au-dessus d'un récepteur donné est non seulement caractérisée par le temps parcouru, mais aussi par la vitesse avec laquelle ce parcours est effectué. Ceci est bien illustré par l'exemple supplémentaire suivant. En moyenne les trajectoires en provenance de la Louisiane (source 74) mettent plus de temps (73,7 heures par rapport à 61,5 heures) pour atteindre Sudbury (récepteur 5) que pour atteindre le Nouveau-Québec (récepteur 8), parce qu'elles sont caractérisées par une vitesse moyenne de 34,6 km h^{-1} dans le premier cas et de 65,1 km h^{-1} dans le second (tableaux 3.4 et 3.5).

Les facteurs $F(\Theta)$, les vitesses et les temps de parcours moyens changent aussi de saison en saison, pour un même couple source-récepteur. C'est ce qui ressort des tableaux saisonniers présentés à l'annexe 2, pour chacune des saisons. À titre d'exemple, le facteur $F(\Theta)$ du couple (50 OHO vs 15 MTL) varie de 1,30 en été à 4,24 à l'automne de 1980. L'air en provenance de l'Ohio a donc survolé Montréal beaucoup plus souvent à l'automne qu'à l'été de 1980. De plus, le nord-est de l'Ontario, le centre-est de l'Ontario, le sud de la Baie James et la région du Poste de la Baleine (récepteurs 1, 2, 6 et 7) ne sont à toutes fins utiles visités par des trajectoires en provenance des sources 69, 70, 71, 72, 76, 77, 78 et 79 qu'au printemps de 1980. Les vitesses de déplacements sont aussi plus rapides en hiver qu'en été, en accord avec les connaissances actuelles sur les systèmes météorologiques.

Ces exemples n'illustrent que quelques-unes des observations qui peuvent être tirées des tableaux 3.3 à 3.5 ainsi que de ceux de l'annexe 2. Ainsi, on pourrait comparer les temps de parcours ou les $F(\Theta)$ de diverses sources par rapport à un récepteur donné. De plus, comme on peut le voir, cette approche a l'avantage, par rapport à celles de Fisher (1978) et Venkatram (1979), de pouvoir relier entre eux des sources et des récepteurs donnés.

CHAPITRE 4

ÉTUDE DE SENSIBILITÉ DES PARAMÈTRES

4. ÉTUDE DE SENSIBILITÉ DES PARAMÈTRES

Dans le but de vérifier la sensibilité des paramètres utilisés dans le modèle à l'intérieur de la gamme de valeurs normalement utilisées dans les modèles, nous avons examiné les valeurs minimales et maximales retenues pour les divers modèles faisant l'objet d'une intercomparaison par le groupe de travail États-Unis - Canada (1982). Nous avons par la suite établi leur gamme de variation considérée comme plausible, choisi les valeurs les plus logiques à priori pour nos simulations (tableau 4.1) et défini les valeurs utilisées pour les essais (quatre par paramètre dont la valeur de base). Les simulations des concentrations et dépôts provenant d'une source unitaire d'un téragramme de soufre par année ont été réalisées pour divers temps allant de 15 minutes à 96 heures. Une valeur de 1 a été attribuée au facteur $F(\Theta)$.

Pour chaque simulation, on obtient les résultats en ce qui concerne chacune des variables suivantes:

- concentration de SO_2 sec;
- concentration de SO_2 humide;
- concentration de SO_4 sec;
- concentration de SO_4 humide;
- dépôt de SO_2 sec pendant les périodes sèches;
- dépôt de SO_2 sec pendant les périodes humides;
- dépôt de SO_4 sec pendant les périodes sèches;
- dépôt de SO_4 sec pendant les périodes humides;

TABLEAU 4.1 Valeurs de base attribuées aux paramètres pour les tests de sensibilité.

PARAMÈTRE		VALEUR	UNITÉ
Longueur des épisodes pour l'été	α	0,679	sec^{-1}
	β	0,279	sec^{-1}
	γ	0,461	sec^{-1}
	δ	0,020	sec^{-1}
	AM	0,715	
	CM	0,337	
Épaisseur de la couche limite	A	1000	m
Hauteur d'émission	H	200	m
Coefficient de lessivage du SO_2	L2	3×10^{-5}	sec^{-1}
Coefficient de lessivage du SO_4^{--}	L4	1×10^{-4}	sec^{-1}
Taux de transformation du SO_2 en SO_4^{--}	K1 et K2	1	$\% \ h^{-1}$
Vitesse de retombée du SO_2	VG12	0,005	$m \ sec^{-1}$
Vitesse de retombée du SO_4^{--}	VG34	0,001	$m \ sec^{-1}$

- dépôt de soufre sec;
- dépôt de SO_2 humide;
- dépôt de SO_4 humide;
- dépôt de soufre humide.

Dans ce chapitre, on présente et on décrit les résultats obtenus pour les dépôts secs et humides de SO_2, SO_4 et S. L'annexe 3 fournit d'une manière détaillée les résultats des simulations pour chacune des douze variables énumérées ci-haut.

4.1 Choix d'un type de chaîne de Markov

Tel que précisé au chapitre 2, il est préférable d'utiliser une double chaîne de Markov pour déterminer les caractéristiques des épisodes secs et humides. Toutefois, nous avons voulu savoir jusqu'à quel point cette amélioration était sensible au niveau du modèle. Deux simulations ont donc été réalisées, la première avec une double chaîne de Markov utilisant les valeurs des paramètres déterminées pour l'été sur la vallée du Saint-Laurent (tableau 4.1), la seconde avec une chaîne de Markov simple définie à l'aide des mêmes valeurs de paramètres. Les dépôts secs et humides de SO_2, SO_4 et S résultant respectivement des chaînes double et simple sont présentées au tableau 4.2 (voir également les tableaux 3.1 et 3.2 de l'annexe 3). Rappelons qu'au chapitre 2, on a mentionné qu'une chaîne de Markov simple sous-estime les épisodes courts et longs au profit des épisodes de durée moyenne. L'examen du tableau 4.2 permet de constater qu'au cours des 24 premières heures, une chaîne de Markov simple

TABLEAU 4.2 VARIATION DES DEPOTS DE SO2, SO4 ET S EN CONSIDERANT DEUX CHAINES DE MARKOV POUR SIMULER LES EPISODES SECS ET HUMIDES

TEMPS HEURES	SO2 SEC		SO2 HUMIDE	
	MARKOV DOUBLE	MARKOV SIMPLE	MARKOV DOUBLE	MARKOV SIMPLE
1/4	332.0900	333.1700	188.6000	59.3000
1/2	198.0800	199.4000	91.0600	28.6300
1	87.6400	88.8030	42.7100	13.4500
2	32.6360	33.4850	19.2100	6.1140
4	10.8120	11.3552	8.1020	2.7050
8	3.4469	3.7757	3.0360	1.1610
12	1.8184	2.0642	1.5500	.6820
18	.9469	1.1229	.7043	.3782
24	.5710	.6993	.3660	.2361
36	.2532	.3230	.1232	.1091
48	.1293	.1679	.0500	.0567
60	.0715	.0931	.0231	.0314
78	.0321	.0413	.0086	.0140
96	.0154	.0194	.0037	.0065

	SO4 SEC		SO4 HUMIDE	
	MARKOV DOUBLE	MARKOV SIMPLE	MARKOV DOUBLE	MARKOV SIMPLE
1/4	.2521	.2549	2.2290	.7009
1/2	.3024	.3090	2.0570	.6467
1	.2688	.2799	1.7880	.5652
2	.2007	.2162	1.4380	.4722
4	.1329	.1514	1.0380	.3998
8	.0849	.1045	.6130	.3461
12	.0681	.0876	.3911	.3091
18	.0556	.0735	.2263	.2630
24	.0476	.0628	.1510	.2246
36	.0362	.0462	.0904	.1648
48	.0281	.0342	.0653	.1218
60	.0221	.0254	.0500	.0905
78	.0155	.0165	.0347	.0586
96	.0110	.0108	.0245	.0384

	S SEC		S HUMIDE	
	MARKOV DOUBLE	MARKOV SIMPLE	MARKOV DOUBLE	MARKOV SIMPLE
1/4	166.1290	166.6700	95.0300	29.8800
1/2	99.1408	99.8030	46.2200	14.5300
1	43.9096	44.4948	21.9500	6.9140
2	16.3849	16.8146	10.0800	3.2140
4	5.4503	5.7281	4.3970	1.4860
8	1.7517	1.9227	1.7220	.6960
12	.9319	1.0613	.9053	.4441
18	.4920	.5860	.4276	.2768
24	.3013	.3706	.2333	.1929
36	.1387	.1769	.0917	.1095
48	.0740	.0953	.0467	.0689
60	.0431	.0550	.0282	.0459
78	.0212	.0262	.0159	.0265
96	.0114	.0133	.0100	.0161

DEPOTS EN KG/HA-ANNEE-TGS

sous-évalue les dépôts humides d'un facteur 2 à 3 par rapport à ceux calculés avec une chaîne de Markov double. Cette sous-évaluation se traduit par des dépôts secs légèrement plus élevés à des temps supérieurs à huit heures; un écart maximum (de l'ordre de 30 pour cent) est observé à 48 heures. C'est pourquoi, on a retenu la double chaîne de Markov.

4.2 Effet de la saison

Quatre essais ont été réalisés, un pour chaque saison avec les valeurs des paramètres de la double chaîne de Markov déterminées pour la vallée du Saint-Laurent (tableau 4.3).

Les variations saisonnières dans les dépôts résultant uniquement de la variation saisonnière des paramètres d'une double chaîne de Markov peuvent être constatées en examinant le tableau 4.4 (voir également les tableaux 3.3 à 3.6 et les figures 3.1 à 3.6 de l'annexe 3). C'est l'hiver que les dépôts de SO_2, SO_4 et S humides sont les plus élevés, surtout près de la source. Dans le cas des dépôts secs, l'été est plus favorable que les autres saisons à leur transfert loin de la région d'émission.

4.3 Effet d'une variation de l'épaisseur de la couche limite

Tel qu'indiqué dans le tableau 4.3, nous avons fait varier l'épaisseur de la couche limite de 400 m à 1600 m. Le tableau 4.5 présente les dépôts relatifs à ces diverses épaisseurs (voir également les tableaux 3.7 à 3.10 et les figures 3.7 à 3.12 de l'annexe 3). L'accroissement d'épaisseur de

TABLEAU 4.3 Valeurs attribuées aux paramètres pour les tests de sensibilité.

PARAMÈTRE		VALEUR				UNITÉ
Longueur des épisodes	saison	automne	hiver	printemps	été	
	α	0,684	0,693	0,607	0,679	sec^{-1}
	β	0,189	0,150	0,170	0,279	sec^{-1}
	γ	0,461	0,549	0,447	0,461	sec^{-1}
	δ	0,023	0,038	0,020	0,020	sec^{-1}
	AM	0,509	0,344	0,500	0,715	
	CM	0,388	0,335	0,417	0,337	
Épaisseur de la couche limite	A	400	700	1000	1600	m
Hauteur d'émission	H	10	50	200	500	m
Coefficient de lessivage du SO_2	L2	1×10^{-5}	3×10^{-5}	6×10^{-5}	10×10^{-5}	sec^{-1}
Coefficient de lessivage du SO_4^{--}	L4	$0,5 \times 10^{-4}$	1×10^{-4}	2×10^{-4}	3×10^{-4}	sec^{-1}
Taux de transformation du SO_2 en SO_4^{--}	K1 et K2	0,2	1	2,5	5	$\% \ h^{-1}$
Vitesse de retombée du SO_2	VG12	0,0012	0,005	0,010	0,015	$m \ sec^{-1}$
Vitesse de retombée du SO_4^{--}	VG34	0,0005	0,0010	0,0025	0,0048	$m \ sec^{-1}$

TABLEAU 4.4 VARIATION DES DEPOTS DE SO2, SO4 ET S EN FONCTION DU TEMPS POUR DIFFERENTES SAISONS

TEMPS HEURES	SO2 SEC AUT.	SO2 SEC HIVER	SO2 SEC PRINT.	SO2 SEC ETE	SO2 HUMIDE AUT.	SO2 HUMIDE HIVER	SO2 HUMIDE PRINT.	SO2 HUMIDE ETE
1/4	331.3900	330.8000	331.1600	332.0900	264.4000	332.3000	287.1000	188.6000
1/2	197.2800	196.6200	197.0700	198.0800	127.5000	160.1000	138.4000	91.0600
1	86.9600	86.3700	86.7600	87.6400	59.5500	74.5600	64.5700	42.7100
2	32.1500	31.7230	32.0120	32.6360	26.4700	32.8600	28.6300	19.2100
4	10.5090	10.2420	10.4180	10.8120	10.8900	13.2700	11.7100	8.1020
8	3.2739	3.1235	3.2222	3.4469	3.9120	4.6380	4.1570	3.0360
12	1.6930	1.5861	1.6579	1.8184	1.9320	2.2560	2.0280	1.5500
18	.8605	.7859	.8367	.9469	.8446	.9797	.8704	.7043
24	.5086	.4535	.4924	.5710	.4266	.4974	.4319	.3660
36	.2186	.1858	.2107	.2532	.1391	.1666	.1363	.1232
48	.1089	.0881	.1049	.1293	.0559	.0689	.0535	.0500
60	.0589	.0453	.0568	.0715	.0259	.0323	.0244	.0231
78	.0256	.0183	.0248	.0321	.0097	.0118	.0090	.0086
96	.0120	.0079	.0116	.0154	.0041	.0048	.0038	.0037

	SO4 SEC AUT.	SO4 SEC HIVER	SO4 SEC PRINT.	SO4 SEC ETE	SO4 HUMIDE AUT.	SO4 HUMIDE HIVER	SO4 HUMIDE PRINT.	SO4 HUMIDE ETE
1/4	.2505	.2490	.2500	.2521	3.1220	3.9210	3.3890	2.2290
1/2	.2987	.2953	.2975	.3024	2.8670	3.5900	3.1090	2.0570
1	.2624	.2567	.2606	.2688	2.4560	3.0430	2.6540	1.7880
2	.1922	.1847	.1897	.2007	1.8970	2.2810	2.0310	1.4380
4	.1237	.1159	.1210	.1329	1.2700	1.4380	1.3340	1.0380
8	.0763	.0693	.0739	.0849	.6857	.7382	.6944	.6130
12	.0599	.0532	.0578	.0681	.4196	.4634	.4108	.3911
18	.0479	.0408	.0462	.0556	.2397	.2884	.2253	.2263
24	.0402	.0327	.0389	.0476	.1619	.2073	.1485	.1510
36	.0295	.0218	.0289	.0362	.0979	.1258	.0891	.0904
48	.0222	.0148	.0219	.0281	.0690	.0817	.0634	.0653
60	.0168	.0102	.0168	.0221	.0510	.0544	.0474	.0500
78	.0113	.0059	.0114	.0155	.0334	.0303	.0315	.0347
96	.0077	.0035	.0079	.0110	.0223	.0174	.0214	.0245

	S SEC AUT.	S SEC HIVER	S SEC PRINT.	S SEC ETE	S HUMIDE AUT.	S HUMIDE HIVER	S HUMIDE PRINT.	S HUMIDE ETE
1/4	165.7785	165.4830	165.6633	166.1290	133.2000	167.5000	144.7000	95.0300
1/2	98.7396	98.4084	98.6342	99.1408	64.7100	81.2600	70.2300	46.2200
1	43.5675	43.2706	43.4669	43.9096	30.5900	38.3000	33.1700	21.9500
2	16.1391	15.9231	16.0692	16.3849	13.8700	17.1900	14.9900	10.0800
4	5.2957	5.1596	5.2493	5.4503	5.8660	7.1130	6.2970	4.3970
8	1.6624	1.5849	1.6357	1.7517	2.1850	2.5650	2.3100	1.7220
12	.8665	.8108	.8482	.9319	1.1060	1.2830	1.1510	.9053
18	.4462	.4066	.4338	.4920	.5022	.5860	.5103	.4276
24	.2677	.2377	.2592	.3013	.2673	.3178	.2654	.2333
36	.1191	.1002	.1150	.1387	.1022	.1252	.0979	.0917
48	.0618	.0490	.0597	.0740	.0510	.0617	.0479	.0467
60	.0350	.0261	.0340	.0431	.0299	.0342	.0280	.0282
78	.0166	.0111	.0162	.0212	.0160	.0160	.0150	.0159
96	.0085	.0052	.0084	.0114	.0095	.0082	.0090	.0100

DEPOTS EN KG/HA-ANNEE-TGS

TABLEAU 4.5 VARIATION DES DEPOTS DE SO2, SO4 ET S EN FONCTION DU TEMPS POUR DIFFERENTES HAUTEURS DE LA COUCHE LIMITE

TEMPS	SO2 SEC				SO2 HUMIDE			
HEURES	400 M	700 M	1000 M	1600 M	400 M	700 M	1000 M	1600 M
1/4	332.1000	332.0900	332.0900	332.0900	188.6000	188.6000	188.6000	188.6000
1/2	200.5100	198.0800	198.0800	198.0800	91.0600	91.0600	91.0600	91.0600
1	97.7200	87.6500	87.6400	87.6400	42.6600	42.7100	42.7100	42.7100
2	45.2810	32.9230	32.6360	32.6360	19.0300	19.2100	19.2100	19.2100
4	19.7000	11.9840	10.8120	10.7600	7.7620	8.0810	8.1020	8.1030
8	7.5070	4.6067	3.4469	3.1524	2.6500	2.9730	3.0360	3.0450
12	3.8399	2.5352	1.8184	1.4520	1.2190	1.4770	1.5500	1.5690
18	1.7373	1.2865	.9469	.6556	.4722	.6416	.7043	.7319
24	.8943	.7431	.5710	.3751	.2090	.3186	.3660	.3934
36	.2876	.3008	.2532	.1700	.0510	.0979	.1232	.1428
48	.1066	.1403	.1293	.0930	.0150	.0362	.0500	.0626
60	.0427	.0708	.0715	.0556	.0050	.0153	.0231	.0313
78	.0119	.0277	.0321	.0281	.0012	.0050	.0086	.0132
96	.0035	.0116	.0154	.0152	.0003	.0019	.0037	.0064

	SO4 SEC				SO4 HUMIDE			
	400 M	700 M	1000 M	1600 M	400 M	700 M	1000 M	1600 M
1/4	.2523	.2522	.2521	.2521	2.2300	2.2300	2.2290	2.2290
1/2	.3061	.3025	.3024	.3024	2.0570	2.0570	2.0570	2.0560
1	.2991	.2688	.2688	.2688	1.7880	1.7880	1.7880	1.7880
2	.2766	.2023	.2007	.2007	1.4330	1.4380	1.4380	1.4380
4	.2406	.1467	.1329	.1323	1.0180	1.0370	1.0380	1.0380
8	.1887	.1125	.0849	.0781	.5743	.6079	.6130	.6136
12	.1532	.0951	.0681	.0552	.3475	.3831	.3911	.3929
18	.1170	.0772	.0556	.0391	.1853	.2169	.2263	.2297
24	.0922	.0646	.0476	.0314	.1141	.1414	.1510	.1554
36	.0602	.0469	.0362	.0236	.0588	.0810	.0904	.0963
48	.0407	.0349	.0281	.0189	.0370	.0561	.0653	.0721
60	.0282	.0263	.0221	.0153	.0250	.0413	.0500	.0572
78	.0167	.0175	.0155	.0114	.0147	.0272	.0347	.0417
96	.0103	.0119	.0110	.0085	.0089	.0183	.0245	.0308

	S SEC				S HUMIDE			
	400 M	700 M	1000 M	1600 M	400 M	700 M	1000 M	1600 M
1/4	166.1341	166.1291	166.1290	166.1290	95.0400	95.0400	95.0300	95.0300
1/2	100.3570	99.1408	99.1408	99.1408	46.2100	46.2200	46.2200	46.2200
1	48.9597	43.9146	43.9096	43.9096	21.9300	21.9500	21.9500	21.9500
2	22.7327	16.5289	16.3849	16.3849	9.9900	10.0800	10.0800	10.0800
4	9.9302	6.0409	5.4503	5.4241	4.2200	4.3860	4.3970	4.3970
8	3.8164	2.3409	1.7517	1.6022	1.5170	1.6890	1.7220	1.7270
12	1.9710	1.2993	.9319	.7444	.7255	.8660	.9053	.9156
18	.9076	.6690	.4920	.3408	.2979	.3931	.4276	.4425
24	.4779	.3931	.3013	.1980	.1425	.2064	.2333	.2485
36	.1639	.1661	.1387	.0928	.0451	.0759	.0917	.1035
48	.0669	.0818	.0740	.0528	.0198	.0368	.0467	.0553
60	.0307	.0442	.0431	.0329	.0109	.0214	.0282	.0347
78	.0115	.0197	.0212	.0178	.0055	.0115	.0159	.0205
96	.0052	.0098	.0114	.0104	.0031	.0070	.0100	.0135

DEPOTS EN KG/HA-ANNEE-TGS

la couche limite a pour effet d'augmenter le volume de dilution des polluants. Près de la source, cette variable a peu d'effet à cause du temps que prennent les polluants à diffuser vers le sommet de la couche limite. À mesure qu'on s'éloigne de la source et que la concentration devient plus uniforme dans la verticale, l'effet de la hauteur de la couche limite prend de l'importance. En ce qui concerne les dépôts secs, l'augmentation de la hauteur de la couche de mélange a pour effet de diluer la concentration des composés de soufre, ce qui résulte en des dépôts secs relativement plus faibles près de la source. À longue portée, ceci se traduit par une concentration résiduelle plus importante donnant lieu à des dépôts secs plus grands que lorsque la couche de mélange est plus faible. L'augmentation d'épaisseur de la couche de mélange a pour effet de favoriser indirectement le lessivage des particules par la précipitation et d'augmenter ainsi les dépôts humides.

4.4 Effet d'une variation de la hauteur d'émission

Dans le cas de la hauteur d'émission, nous voulons observer les variations de dépôts secs et humides lorsque les émissions sont produites près du sol (10 m) ou par de hautes cheminées (50, 200, 500 m). Bien qu'il n'existe pas de cheminées qui ont une hauteur aussi élevée que 500 m, les gaz chauds à la sortie des cheminées ont une poussée qui leur permet d'atteindre parfois cette hauteur. Comme on pouvait s'y attendre, l'accroissement de la hauteur d'émission a un effet important sur les dépôts secs et humides (tableau 4.6; voir également les tableaux 3.11 à 3.14 et les figures 3.13 à 3.18 de l'annexe 3). En ce qui concerne les

TABLEAU 4.6 VARIATION DES DEPOTS DE SO2, SO4 ET S
EN FONCTION DU TEMPS POUR DIFFERENTES HAUTEURS DE LA SOURCE

TEMPS	SO2 SEC				SO2 HUMIDE			
HEURES	10 M	50 M	200 M	500 M	10 M	50 M	200 M	500 M
1/4	962.5000	914.4000	332.0900	.9896	180.5000	183.4000	188.6000	189.3000
1/2	327.0600	321.5900	198.0800	11.0200	86.1500	87.6600	91.0600	92.3000
1	108.7900	108.8600	87.6400	21.2300	40.0200	40.7500	42.7100	44.0500
2	35.0280	35.3630	32.6360	16.6410	17.8700	18.2000	19.2100	20.2400
4	10.7350	10.8910	10.8120	8.2820	7.4940	7.6370	8.1020	8.7080
8	3.2441	3.3031	3.4469	3.4400	2.7990	2.8530	3.0360	3.3060
12	1.6837	1.7157	1.8184	1.9462	1.4280	1.4550	1.5500	1.6930
18	.8725	.8894	.9469	1.0326	.6487	.6612	.7043	.7697
24	.5259	.5361	.5710	.6240	.3371	.3436	.3660	.4001
36	.2332	.2378	.2532	.2768	.1135	.1157	.1232	.1346
48	.1191	.1215	.1293	.1414	.0460	.0469	.0500	.0546
60	.0659	.0672	.0715	.0782	.0213	.0217	.0231	.0252
78	.0296	.0302	.0321	.0351	.0079	.0081	.0086	.0094
96	.0142	.0145	.0154	.0169	.0034	.0035	.0037	.0041

	SO4 SEC				SO4 HUMIDE			
	10 M	50 M	200 M	500 M	10 M	50 M	200 M	500 M
1/4	.7388	.7010	.2521	.0007	2.1580	2.1900	2.2290	2.2340
1/2	.5045	.4955	.3024	.0166	1.9700	2.0020	2.0570	2.0700
1	.3368	.3367	.2688	.0640	1.6950	1.7240	1.7880	1.8190
2	.2170	.2190	.2007	.1005	1.3510	1.3750	1.4380	1.4860
4	.1328	.1347	.1329	.0999	.9679	.9858	1.0380	1.0920
8	.0804	.0818	.0849	.0831	.5687	.5794	.6130	.6553
12	.0634	.0646	.0681	.0718	.3621	.3690	.3911	.4209
18	.0515	.0524	.0556	.0600	.2092	.2132	.2263	.2447
24	.0439	.0448	.0476	.0515	.1394	.1421	.1510	.1636
36	.0334	.0340	.0362	.0393	.0835	.0851	.0904	.0982
48	.0259	.0264	.0281	.0306	.0602	.0614	.0653	.0710
60	.0203	.0207	.0221	.0240	.0461	.0470	.0500	.0544
78	.0143	.0146	.0155	.0169	.0320	.0326	.0347	.0377
96	.0102	.0104	.0110	.0120	.0226	.0230	.0245	.0267

	S SEC				S HUMIDE			
	10 M	50 M	200 M	500 M	10 M	50 M	200 M	500 M
1/4	481.4963	457.4337	166.1290	.4950	90.9600	92.4500	95.0300	95.4100
1/2	163.6982	160.9602	99.1408	5.5155	43.7300	44.4900	46.2200	46.8400
1	54.5073	54.5422	43.9096	10.6363	20.5800	20.9500	21.9500	22.6300
2	17.5863	17.7545	16.3849	8.3540	9.3840	9.5590	10.0800	10.6100
4	5.4118	5.4904	5.4503	4.1743	4.0700	4.1470	4.3970	4.7180
8	1.6488	1.6788	1.7517	1.7477	1.5890	1.6200	1.7220	1.8710
12	.8630	.8794	.9319	.9970	.8345	.8507	.9053	.9866
18	.4534	.4622	.4920	.5363	.3941	.4017	.4276	.4664
24	.2776	.2830	.3013	.3292	.2150	.2192	.2333	.2546
36	.1278	.1302	.1387	.1515	.0846	.0862	.0917	.1001
48	.0682	.0696	.0740	.0809	.0431	.0439	.0467	.0510
60	.0397	.0405	.0431	.0471	.0260	.0265	.0282	.0307
78	.0196	.0199	.0212	.0232	.0146	.0149	.0159	.0173
96	.0105	.0107	.0114	.0124	.0092	.0094	.0100	.0109

DEPOTS EN KG/HA*ANNEE*TGS

dépôts humides, l'augmentation, qui résulte de l'accroissement de la hauteur d'émission, se fait sentir immédiatement près de la source, et prend de l'importance à mesure qu'on s'éloigne de la source. Près de la source, les dépôts secs sont importants lorsque la hauteur d'émission est faible (10 et 50 m), et pratiquement nuls avec une cheminée d'une hauteur effective de 500 m. Cependant, après 12 heures de parcours, les dépôts secs provenant de la cheminée de 500 m deviennent dominants et prennent de plus en plus de l'importance à mesure qu'on s'éloigne de la source.

4.5 Effet d'une variation du coefficient de lessivage L2 du SO_2

Nous avons fait varier le coefficient de lessivage du SO_2 passant de 10^{-5} à 3×10^{-5}, 6×10^{-5} et $10^{-4} s^{-1}$ (tableau 4.3).

La variation de L2 affecte seulement les dépôts secs et humides de SO_2 (tableau 4.7; voir également les tableaux 3.15 à 3.18 et les figures 3.19 à 3.24 de l'annexe 3). À cause de notre hypothèse d'indépendance des processus secs et humides, le SO_4 n'est pas affecté, ni en dépôt sec ni en dépôt humide, par une variation de L2. Mais en réalité, l'augmentation du lessivage de SO_2 devrait se traduire par une diminution du SO_4 disponible. C'est donc une faiblesse de la version du modèle qui utilise une solution analytique plutôt qu'une solution numérique.

Les effets de l'augmentation du lessivage de SO_2 sont surtout sensibles à courte distance (temps inférieur à quatre heures) pour les dépôts

TABLEAU 4.7 VARIATION DES DEPOTS DE SO2, SO4 ET S
EN FONCTION DU TEMPS POUR DIFFERENTS COEFFICIENTS DE LESSIVAGE DU SO2

TEMPS	SO2 SEC				SO2 HUMIDE			
HEURES	10-5 S-1	3X10-5 S-1	6X10-5 S-1	10-4 S-1	10-5 S-1	3X10-5 S-1	6X10-5 S-1	10-4 S-1
1/4	333,1100	332,0900	330,5000	328,3700	63,9300	188,6000	367,7000	592,5000
1/2	199,4200	198,0800	196,2500	193,9100	31,3400	91,0600	173,6000	271,6000
1	88,7500	87,6400	86,1100	84,2500	15,0800	42,7100	78,4200	116,8000
2	33,4420	32,6360	31,5890	30,4320	7,0680	19,2100	33,2800	46,1700
4	11,3200	10,8120	10,2040	9,6047	3,1800	8,1020	12,8700	16,2200
8	3,7501	3,4469	3,1321	2,8713	1,3320	3,0360	4,1950	4,5880
12	2,0449	1,8184	1,6111	1,4596	,7538	1,5500	1,8990	1,8710
18	1,1087	,9469	,8203	,7405	,3954	,7043	,7474	,6761
24	,6901	,5710	,4893	,4420	,2339	,3660	,3519	,3158
36	,3197	,2532	,2153	,1937	,0975	,1232	,1103	,1093
48	,1677	,1293	,1093	,0970	,0461	,0500	,0467	,0509
60	,0943	,0715	,0599	,0520	,0234	,0231	,0234	,0267
78	,0431	,0321	,0263	,0220	,0092	,0086	,0097	,0112
96	,0210	,0154	,0122	,0099	,0039	,0037	,0044	,0050

	SO4 SEC				SO4 HUMIDE			
	10-5 S-1	3X10-5 S-1	6X10-5 S-1	10-4 S-1	10-5 S-1	3X10-5 S-1	6X10-5 S-1	10-4 S-1
1/4	,2521	,2521	,2521	,2521	2,2290	2,2290	2,2290	2,2290
1/2	,3024	,3024	,3024	,3024	2,0570	2,0570	2,0570	2,0570
1	,2688	,2688	,2688	,2688	1,7880	1,7880	1,7880	1,7880
2	,2007	,2007	,2007	,2007	1,4380	1,4380	1,4380	1,4380
4	,1329	,1329	,1329	,1329	1,0380	1,0380	1,0380	1,0380
8	,0849	,0849	,0849	,0849	,6130	,6130	,6130	,6130
12	,0681	,0681	,0681	,0681	,3911	,3911	,3911	,3911
18	,0556	,0556	,0556	,0556	,2263	,2263	,2263	,2263
24	,0476	,0476	,0476	,0476	,1510	,1510	,1510	,1510
36	,0362	,0362	,0362	,0362	,0904	,0904	,0904	,0904
48	,0281	,0281	,0281	,0281	,0653	,0653	,0653	,0653
60	,0221	,0221	,0221	,0221	,0500	,0500	,0500	,0500
78	,0155	,0155	,0155	,0155	,0347	,0347	,0347	,0347
96	,0110	,0110	,0110	,0110	,0245	,0245	,0245	,0245

	S SEC				S HUMIDE			
	10-5 S-1	3X10-5 S-1	6X10-5 S-1	10-4 S-1	10-5 S-1	3X10-5 S-1	6X10-5 S-1	10-4 S-1
1/4	166,6390	166,1290	165,3340	164,2690	32,7100	95,0300	184,6000	297,0000
1/2	99,8108	99,1408	98,2258	97,0558	16,3500	46,2200	87,5000	136,5000
1	44,4646	43,9096	43,1446	42,2146	8,1380	21,9500	39,8100	59,0000
2	16,7879	16,3849	15,8614	15,2829	4,0130	10,0800	17,1200	23,5600
4	5,7043	5,4503	5,1463	4,8467	1,9360	4,3970	6,7820	8,4560
8	1,9033	1,7517	1,5943	1,4639	,8703	1,7220	2,3020	2,4980
12	1,0452	,9319	,8283	,7525	,5073	,9053	1,0800	1,0660
18	,5729	,4920	,4287	,3888	,2731	,4276	,4491	,4135
24	,3609	,3013	,2605	,2368	,1673	,2333	,2263	,2082
36	,1719	,1387	,1197	,1089	,0789	,0917	,0853	,0848
48	,0932	,0740	,0640	,0579	,0448	,0467	,0451	,0472
60	,0545	,0431	,0373	,0334	,0284	,0282	,0284	,0300
78	,0267	,0212	,0183	,0162	,0162	,0159	,0164	,0171
96	,0142	,0114	,0098	,0086	,0101	,0100	,0104	,0106

DEPOTS EN KG/HA-ANNEE-TGS

humides de SO_2. Pour des distances plus grandes, la perte à courte distance du SO_2 disponible limite l'effet de l'augmentation du lessivage du SO_2.

En ce qui concerne les dépôts secs, l'augmentation du lessivage de SO_2 se traduit par une diminution des dépôts secs de SO_2. Cette diminution devient relativement plus importante à longue distance.

4.6 Effet d'une variation du coefficient de lessivage L4 du SO_4^{--}

Le coefficient de lessivage L4 du SO_4 varie pour sa part d'un facteur de 6 (tableau 4.3), passant de $0,5 \times 10^{-4}$ à $3,0 \times 10^{-4}$.

La variation de L4 n'a aucun effet sur les dépôts secs et humides de SO_2 (tableau 4.8; voir également les tableaux 3.19 à 3.22 et les figures 3.25 à 3.30 de l'annexe 3). Les dépôts secs et humides de SO_4 sont affectés différemment. En ce qui concerne les dépôts secs, l'augmentation de L4 se traduit par une diminution des dépôts secs qui devient relativement plus importante à longue portée. Pour la gamme des valeurs attribuées à L4, on constate qu'avec l'augmention de L4, les dépôts humides de SO_4 augmentent à courte distance ($t <$ quatre heures), ont tendance à diminuer à moyenne distance (8-36 heures) et augmentent à longue portée ($t >$ 36 heures). La diminution observée à moyenne distance peut être expliquée par la perte à courte distance du SO_4 disponible qui a un effet plus grand que celui attribué à l'augmentation du lessivage de SO_4.

TABLEAU 4.8 VARIATION DES DEPOTS DE SO2, SO4 ET S
EN FONCTION DU TEMPS POUR DIFFERENTS COEFFICIENTS DE LESSIVAGE DU SO4

TEMPS	SO2 SEC				SO2 HUMIDE			
HEURES	5X10-5 S-1	10-4 S-1	2X10-4 S-1	3X10-4 S-1	5X10-5 S-1	10-4 S-1	2X10-4 S-1	3X10-4 S-1
1/4	332.0900	332.0900	332.0900	332.0900	188.6000	188.6000	188.6000	188.6000
1/2	198.0800	198.0800	198.0800	198.0800	91.0600	91.0600	91.0600	91.0600
1	87.6400	87.6400	87.6400	87.6400	42.7100	42.7100	42.7100	42.7100
2	32.6360	32.6360	32.6360	32.6360	19.2100	19.2100	19.2100	19.2100
4	10.8120	10.8120	10.8120	10.8120	8.1020	8.1020	8.1020	8.1020
8	3.4469	3.4469	3.4469	3.4469	3.0360	3.0360	3.0360	3.0360
12	1.8184	1.8184	1.8184	1.8184	1.5500	1.5500	1.5500	1.5500
18	.9469	.9469	.9469	.9469	.7043	.7043	.7043	.7043
24	.5710	.5710	.5710	.5710	.3660	.3660	.3660	.3660
36	.2532	.2532	.2532	.2532	.1232	.1232	.1232	.1232
48	.1293	.1293	.1293	.1293	.0500	.0500	.0500	.0500
60	.0715	.0715	.0715	.0715	.0231	.0231	.0231	.0231
78	.0321	.0321	.0321	.0321	.0086	.0086	.0086	.0086
96	.0154	.0154	.0154	.0154	.0037	.0037	.0037	.0037

	SO4 SEC				SO4 HUMIDE			
	5X10-5 S-1	10-4 S-1	2X10-4 S-1	3X10-4 S-1	5X10-5 S-1	10-4 S-1	2X10-4 S-1	3X10-4 S-1
1/4	.2541	.2521	.2484	.2449	1.1630	2.2290	4.0990	5.6540
1/2	.3071	.3024	.2944	.2876	1.1130	2.0570	3.5160	4.5200
1	.2763	.2688	.2568	.2479	1.0290	1.7880	2.7260	3.1640
2	.2105	.2007	.1871	.1787	.9058	1.4380	1.8970	1.9960
4	.1437	.1329	.1207	.1145	.7395	1.0380	1.1690	1.1420
8	.0953	.0849	.0758	.0720	.5255	.6130	.5676	.5136
12	.0778	.0681	.0609	.0581	.3857	.3911	.3311	.3029
18	.0641	.0556	.0500	.0478	.2528	.2263	.1985	.1982
24	.0548	.0476	.0426	.0405	.1736	.1510	.1484	.1572
36	.0419	.0362	.0317	.0295	.0941	.0904	.1035	.1118
48	.0331	.0281	.0238	.0216	.0599	.0653	.0767	.0816
60	.0266	.0221	.0179	.0159	.0426	.0500	.0576	.0599
78	.0196	.0155	.0119	.0102	.0288	.0347	.0379	.0382
96	.0146	.0110	.0079	.0066	.0208	.0245	.0253	.0246

	S SEC				S HUMIDE			
	5X10-5 S-1	10-4 S-1	2X10-4 S-1	3X10-4 S-1	5X10-5 S-1	10-4 S-1	2X10-4 S-1	3X10-4 S-1
1/4	166.1297	166.1290	166.1278	166.1266	94.6800	95.0300	95.6600	96.1800
1/2	99.1423	99.1408	99.1381	99.1359	45.9000	46.2200	46.7000	47.0400
1	43.9121	43.9096	43.9056	43.9026	21.7000	21.9500	22.2700	22.4100
2	16.3882	16.3849	16.3804	16.3776	9.9070	10.0800	10.2400	10.2700
4	5.4539	5.4503	5.4462	5.4442	4.2980	4.3970	4.4410	4.4320
8	1.7552	1.7517	1.7487	1.7475	1.6930	1.7220	1.7070	1.6890
12	.9351	.9319	.9295	.9286	.9035	.9053	.8853	.8759
18	.4948	.4920	.4901	.4894	.4364	.4276	.4183	.4182
24	.3038	.3013	.2997	.2990	.2409	.2333	.2325	.2354
36	.1406	.1387	.1372	.1364	.0930	.0917	.0961	.0989
48	.0757	.0740	.0726	.0719	.0449	.0467	.0506	.0522
60	.0446	.0431	.0417	.0411	.0258	.0282	.0307	.0315
78	.0226	.0212	.0200	.0195	.0139	.0159	.0170	.0171
96	.0126	.0114	.0104	.0099	.0088	.0100	.0103	.0101

DEPOTS EN KG/HA-ANNEE-TGS

4.7 Effet de la variation du taux de transformation du SO_2 en SO_4^{--}

On a fait varier le taux de transformation du SO_2 en SO_4 d'un facteur maximum de 25. Les valeurs utilisées sont 0,2 pour cent h^{-1} (0,556 x 10^{-6} s^{-1}), 1 pour cent h^{-1} (2,78 x 10^{-6} s^{-1}), 2,5 pour cent h^{-1} (6,94 x 10^{-6} s^{-1}), et 5 pour cent h^{-1} (13,89 x 10^{-6} s^{-1}).

L'augmentation du taux de transformation conduit à une augmentation des dépôts secs et humides de SO_4 et à une diminution équivalente des dépôts de SO_2 (tableau 4.9; voir également les tableaux 3.23 à 3.26 et les figures 3.31 à 3.36 de l'annexe 3).

4.8 Effet de la variation de la vitesse de retombée VG12 du SO_2

Comme pour certains des paramètres précédents, un facteur d'environ 10 existe entre les valeurs minimales et maximales de vitesse de retombée du SO_2 (tableau 4.3). L'augmentation de la vitesse de retombée du SO_2 se traduit par une augmentation importante des dépôts secs de SO_2 (tableau 4.10) à courte et à moyenne distances ($t < 18$ heures), ce qui a pour effet de réduire considérablement la quantité de SO_2 disponible dans l'atmosphère. On assiste donc à une diminution des dépôts humides de SO_2 et de SO_4 et des dépôts secs de SO_4 lorsque la vitesse de retombée du SO_2 augmente (tableau 4.10; voir également les tableaux 3.27 à 3.30 et les figures 3.37 à 3.42 de l'annexe 3). En ce qui concerne les dépôts secs de SO_2 à longue distance, l'effet de diminution, dû à la perte à courte

TABLEAU 4.9 VARIATION DES DEPOTS DE SO2, SO4 ET S EN FONCTION DU TEMPS POUR DIFFERENTS TAUX DE TRANSFORMATION DU SO2 EN SO4

TEMPS	SO2 SEC				SO2 HUMIDE			
HEURES	0,2% H-1	1,0% H-1	2,5% H-1	5,0% H-1	0,2% H-1	1,0% H-1	2,5% H-1	5,0% H-1
1/4	332,7100	332,0900	330,7700	328,8000	189,0000	188,6000	187,9000	186,7000
1/2	198,9200	198,0800	196,6200	194,1900	91,4200	91,0600	90,3800	89,2600
1	88,3500	87,6400	86,3400	84,2100	43,0600	42,7100	42,0800	41,0400
2	33,1630	32,6360	31,6780	30,1350	19,5200	19,2100	18,6400	17,7300
4	11,1630	10,8120	10,1820	9,2130	8,3660	8,1020	7,6300	6,9040
8	3,6743	3,4469	3,0572	2,5029	3,2370	3,0360	2,6930	2,2050
12	2,0021	1,8184	1,5193	1,1252	1,7060	1,5500	1,2950	,9590
18	1,0936	,9469	,7229	,4609	,8134	,7043	,5376	,3428
24	,6919	,5710	,3983	,2186	,4435	,3660	,2554	,1401
36	,3378	,2532	,1476	,0600	,1643	,1232	,0718	,0292
48	,1699	,1293	,0630	,0190	,0734	,0500	,0243	,0073
60	,1156	,0715	,0291	,0065	,0373	,0231	,0094	,0021
78	,0600	,0321	,0100	,0014	,0161	,0086	,0027	,0004
96	,0333	,0154	,0037	,0003	,0080	,0037	,0009	,0001

	SO4 SEC				SO4 HUMIDE			
	0,2% H-1	1,0% H-1	2,5% H-1	5,0% H-1	0,2% H-1	1,0% H-1	2,5% H-1	5,0% H-1
1/4	,0505	,2521	,6292	1,2550	,4463	2,2290	5,5640	11,0900
1/2	,0606	,3024	,7534	1,4978	,4121	2,0570	5,1230	10,1800
1	,0540	,2688	,6670	1,3179	,3591	1,7880	4,4380	8,7660
2	,0404	,2007	,4943	,9649	,2899	1,4380	3,5430	6,9140
4	,0270	,1329	,3228	,6156	,2108	1,0380	2,5200	4,8030
8	,0175	,0849	,2005	,3662	,1265	,6130	1,4470	2,6390
12	,0143	,0681	,1567	,2746	,0819	,3911	,8991	1,5730
18	,0119	,0556	,1232	,2041	,0484	,2263	,5008	,8279
24	,0104	,0476	,1016	,1601	,0330	,1510	,3223	,5069
36	,0082	,0362	,0725	,1053	,0206	,0904	,1811	,2627
48	,0066	,0281	,0533	,0730	,0154	,0653	,1238	,1691
60	,0054	,0221	,0399	,0523	,0122	,0500	,0905	,1185
78	,0039	,0155	,0266	,0334	,0088	,0347	,0594	,0747
96	,0029	,0110	,0181	,0223	,0065	,0245	,0403	,0494

	S SEC				S HUMIDE			
	0,2% H-1	1,0% H-1	2,5% H-1	5,0% H-1	0,2% H-1	1,0% H-1	2,5% H-1	5,0% H-1
1/4	166,3718	166,1290	165,5947	164,8183	94,6300	95,0300	95,7900	97,0500
1/2	99,4802	99,1408	98,5611	97,5943	45,8500	46,2200	46,9000	48,0200
1	44,1930	43,9096	43,3923	42,5443	21,6500	21,9500	22,5200	23,4400
2	16,5950	16,3849	16,0038	15,3891	9,8570	10,0800	10,5000	11,1700
4	5,5905	5,4503	5,1986	4,8117	4,2530	4,3970	4,6550	5,0530
8	1,8430	1,7517	1,5954	1,3735	1,6610	1,7220	1,8290	1,9820
12	1,0058	,9319	,8119	,6541	,8803	,9053	,9470	1,0040
18	,5508	,4920	,4025	,2985	,4228	,4276	,4357	,4474
24	,3494	,3013	,2330	,1627	,2327	,2333	,2351	,2390
36	,1716	,1387	,0980	,0651	,0890	,0917	,0963	,1022
48	,0972	,0740	,0493	,0338	,0418	,0467	,0534	,0600
60	,0596	,0431	,0279	,0207	,0227	,0282	,0349	,0406
78	,0313	,0212	,0138	,0118	,0110	,0159	,0211	,0251
96	,0176	,0114	,0079	,0076	,0062	,0100	,0139	,0165

DEPOTS EN KG/HA-ANNEE-TGS

TABLEAU 4.10 VARIATION DES DEPOTS DE SO2, SO4 ET S EN FONCTION DU TEMPS POUR DIFFERENTES VITESSES DE RETOMBEE DU SO2

TEMPS	SO2 SEC				SO2 HUMIDE			
HEURES	0,0012 M/S	0,005 M/S	0,010 M/S	0,015 M/S	0,0012 M/S	0,005 M/S	0,010 M/S	0,015 M/S
1/4	81,7900	332,0900	642,2000	932,3000	189,1000	188,6000	187,9000	187,2000
1/2	49,7320	198,0800	374,1800	531,0900	92,0100	91,0600	89,9000	88,8200
1	22,6560	87,6400	159,6800	219,1800	43,8100	42,7100	41,4200	40,2700
2	8,8190	32,4360	56,4190	73,9100	20,2100	19,2100	18,1000	17,1600
4	3,1105	10,8120	17,3950	21,4370	8,8510	8,1020	7,3240	6,7190
8	1,0722	3,4469	5,1090	5,9115	3,5060	3,0360	2,5930	2,2780
12	,5952	1,8184	2,5649	2,8640	1,8760	1,5500	1,2620	1,0700
18	,3317	,9469	1,2495	1,3267	,9124	,7043	,5359	,4316
24	,2139	,5710	,7041	,7111	,5072	,3660	,2602	,1992
36	,1085	,2532	,2728	,2487	,1953	,1232	,0765	,0529
48	,0634	,1293	,1217	,1002	,0906	,0500	,0271	,0169
60	,0401	,0715	,0588	,0437	,0479	,0231	,0109	,0062
78	,0221	,0321	,0216	,0137	,0219	,0086	,0033	,0016
96	,0130	,0154	,0084	,0046	,0116	,0037	,0012	,0005

	SO4 SEC				SO4 HUMIDE			
	0,0012 M/S	0,005 M/S	0,010 M/S	0,015 M/S	0,0012 M/S	0,005 M/S	0,010 M/S	0,015 M/S
1/4	,2534	,2521	,2509	,2496	2,2320	2,2290	2,2280	2,2260
1/2	,3056	,3024	,2987	,2953	2,0640	2,0570	2,0470	2,0390
1	,2745	,2688	,2621	,2561	1,8080	1,7880	1,7650	1,7440
2	,2085	,2007	,1916	,1840	1,4740	1,4380	1,3970	1,3620
4	,1419	,1329	,1232	,1155	1,0870	1,0380	,9834	,9388
8	,0938	,0849	,0761	,0695	,6642	,6130	,5609	,5210
12	,0770	,0681	,0598	,0538	,4353	,3911	,3485	,3173
18	,0647	,0556	,0475	,0420	,2609	,2263	,1950	,1733
24	,0570	,0476	,0395	,0343	,1796	,1510	,1263	,1099
36	,0458	,0362	,0287	,0241	,1141	,0904	,0718	,0604
48	,0375	,0281	,0213	,0175	,0869	,0653	,0496	,0407
60	,0308	,0221	,0161	,0129	,0699	,0500	,0366	,0294
78	,0231	,0155	,0109	,0085	,0517	,0347	,0243	,0190
96	,0174	,0110	,0075	,0058	,0386	,0245	,0166	,0128

	S SEC				S HUMIDE			
	0,0012 M/S	0,005 M/S	0,010 M/S	0,015 M/S	0,0012 M/S	0,005 M/S	0,010 M/S	0,015 M/S
1/4	40,9795	166,1290	321,1836	466,2332	95,3200	95,0300	94,6800	94,3500
1/2	24,9679	99,1408	187,1896	265,6434	46,6900	46,2200	45,6300	45,0900
1	11,4195	43,9096	79,9274	109,6754	22,5100	21,9500	21,3000	20,7200
2	4,4790	16,3849	28,2734	37,0163	10,6000	10,0800	9,5150	9,0360
4	1,6025	5,4503	8,7386	10,7570	4,7880	4,3970	3,9900	3,6720
8	,5674	1,7517	2,5799	2,9789	1,9740	1,7220	1,4830	1,3120
12	,3232	,9319	1,3024	1,4499	1,0830	,9053	,7473	,6409
18	,1874	,4920	,6406	,6773	,5431	,4276	,3329	,2736
24	,1259	,3013	,3652	,3670	,3135	,2333	,1722	,1362
36	,0695	,1387	,1459	,1324	,1357	,0917	,0622	,0466
48	,0442	,0740	,0680	,0559	,0743	,0467	,0301	,0220
60	,0303	,0431	,0348	,0262	,0472	,0282	,0177	,0129
78	,0187	,0212	,0144	,0097	,0282	,0159	,0098	,0072
96	,0123	,0114	,0067	,0042	,0187	,0100	,0061	,0045

DEPOTS EN KG/HA=ANNEE=TGS

distance du SO_2 disponible, devient du même ordre de grandeur que l'effet d'augmentation associé à l'augmentation de la vitesse de retombée du SO_2.

4.9 Effet de la variation de la vitesse de retombée VG34 du SO_4^{--}

L'augmentation de la vitesse de retombée du SO_4 n'a aucun effet sur les dépôts secs et humides de SO_2 (tableau 4.11; voir également les tableaux 3.31 à 3.34 et les figures 3.43 à 3.48 de l'annexe 3). L'accroissement de la vitesse de retombée du SO_4 se traduit par une augmentation importante des dépôts secs de SO_4 et par une légère diminution des dépôts humides de SO_4.

4.10 Estimation des courbes maximales et minimales de dépôts de soufre

En plus de permettre d'évaluer l'importance absolue et relative des variations de dépôts de soufre pour diverses valeurs des paramètres du modèle, la section précédente a permis de déterminer quelles valeurs des paramètres conduisaient à des dépôts maxima et minima à différentes périodes après l'émission. Comme le but de l'exercice était d'étudier le transport à longue distance des polluants atmosphériques, nous avons noté les valeurs des différents paramètres qui donnaient les dépôts minima et maxima de soufre sec et de soufre humide loin de la source d'émission. Ces valeurs sont présentées au tableau 4.12.

La lecture de ce tableau permet d'observer qu'une augmentation de la valeur d'un paramètre du modèle conduit soit à une augmentation des dépôts

TABLEAU 4.11 VARIATION DES DEPOTS DE SO2, SO4 ET S EN FONCTION DU TEMPS POUR DIFFERENTES VITESSES DE RETOMBEE DU SO4

TEMPS	SO2 SEC				SO2 HUMIDE			
HEURES	0,0005 M/S	0,0010 M/S	0,0025 M/S	0,0048 M/S	0,0005 M/S	0,0010 M/S	0,0025 M/S	0,0048 M/S
1/4	332,0900	332,0900	332,0900	332,0900	188,6000	188,6000	188,6000	188,6000
1/2	198,0800	198,0800	198,0800	198,0800	91,0600	91,0600	91,0600	91,0600
1	87,6400	87,6400	87,6400	87,6400	42,7100	42,7100	42,7100	42,7100
2	32,6360	32,6360	32,6360	32,6360	19,2100	19,2100	19,2100	19,2100
4	10,8120	10,8120	10,8120	10,8120	8,1020	8,1020	8,1020	8,1020
8	3,4469	3,4469	3,4469	3,4469	3,0360	3,0360	3,0360	3,0360
12	1,8184	1,8184	1,8184	1,8184	1,5500	1,5500	1,5500	1,5500
18	,9469	,9469	,9469	,9469	,7043	,7043	,7043	,7043
24	,5710	,5710	,5710	,5710	,3660	,3660	,3660	,3660
36	,2532	,2532	,2532	,2532	,1232	,1232	,1232	,1232
48	,1293	,1293	,1293	,1293	,0500	,0500	,0500	,0500
60	,0715	,0715	,0715	,0715	,0231	,0231	,0231	,0231
78	,0321	,0321	,0321	,0321	,0086	,0086	,0086	,0086
96	,0154	,0154	,0154	,0154	,0037	,0037	,0037	,0037

	SO4 SEC				SO4 HUMIDE			
	0,0005 M/S	0,0010 M/S	0,0025 M/S	0,0048 M/S	0,0005 M/S	0,0010 M/S	0,0025 M/S	0,0048 M/S
1/4	,1264	,2521	,6250	1,1854	2,2300	2,2290	2,2280	2,2250
1/2	,1519	,3024	,7458	1,4024	2,0580	2,0570	2,0510	2,0430
1	,1354	,2688	,6578	1,2230	1,7920	1,7880	1,7780	1,7620
2	,1014	,2007	,4856	,8888	1,4430	1,4380	1,4230	1,4010
4	,0675	,1329	,3170	,5677	1,0440	1,0380	1,0200	,9950
8	,0434	,0849	,1987	,3470	,6188	,6130	,5968	,5749
12	,0350	,0681	,1575	,2705	,3961	,3911	,3774	,3593
18	,0288	,0556	,1265	,2126	,2304	,2263	,2153	,2011
24	,0247	,0476	,1063	,1748	,1545	,1510	,1414	,1294
36	,0191	,0362	,0782	,1229	,0937	,0904	,0819	,0718
48	,0150	,0281	,0585	,0878	,0686	,0653	,0570	,0477
60	,0119	,0221	,0442	,0631	,0533	,0500	,0420	,0335
78	,0086	,0155	,0292	,0386	,0378	,0347	,0274	,0202
96	,0063	,0110	,0194	,0237	,0273	,0245	,0181	,0123

	S SEC				S HUMIDE			
	0,0005 M/S	0,0010 M/S	0,0025 M/S	0,0048 M/S	0,0005 M/S	0,0010 M/S	0,0025 M/S	0,0048 M/S
1/4	166,0871	166,1290	166,2533	166,4401	95,0400	95,0300	95,0300	95,0300
1/2	99,0906	99,1408	99,2886	99,5075	46,2200	46,2200	46,2100	46,2100
1	43,8651	43,9096	44,0393	44,2277	21,9500	21,9500	21,9500	21,9400
2	16,3518	16,3849	16,4799	16,6143	10,0900	10,0800	10,0800	10,0700
4	5,4285	5,4503	5,5117	5,5952	4,3990	4,3970	4,3910	4,3830
8	1,7379	1,7517	1,7897	1,8391	1,7240	1,7220	1,7170	1,7100
12	,9209	,9319	,9617	,9994	,9070	,9053	,9007	,8947
18	,4830	,4920	,5156	,5443	,4289	,4276	,4239	,4192
24	,2937	,3013	,3209	,3438	,2345	,2333	,2301	,2261
36	,1330	,1387	,1527	,1676	,0928	,0917	,0889	,0855
48	,0697	,0740	,0842	,0939	,0478	,0467	,0440	,0409
60	,0397	,0431	,0505	,0568	,0293	,0282	,0256	,0227
78	,0189	,0212	,0258	,0289	,0169	,0159	,0135	,0111
96	,0098	,0114	,0142	,0156	,0110	,0100	,0079	,0060

DEPOTS EN KG/HA=ANNEE=TGS

TABLEAU 4.12 Valeurs des paramètres du modèle conduisant à des dépôts de soufre maxima ou minima.

PARAMÈTRE	DÉPÔTS SECS		DÉPÔTS HUMIDES		UNITÉ
	MIN (A)	MAX (B)	MIN (C)	MAX (D)	
Épisodes secs et humides	hiver	été	été	hiver	
Épaisseur de la couche limite	400	700	400	1600	m
Hauteur d'émission	10	500	10	500	m
Coefficient de lessivage du SO_2	10×10^{-5}	1×10^{-5}	1×10^{-5}	10×10^{-5}	sec^{-1}
Coefficient de lessivage du SO_4^{--}	3×10^{-4}	$0,5 \times 10^{-4}$	$0,5 \times 10^{-4}$	3×10^{-4}	sec^{-1}
Taux de transformation du SO_2 en SO_4^{--}	0,2	5,0	0,2	5,0	$\% \ h^{-1}$
Vitesse de retombée du SO_2	0,015	0,0012	0,015	0,0012	$m \ sec^{-1}$
Vitesse de retombée du SO_4^{--}	0,0005	0,0048	0,0048	0,0005	$m \ sec^{-1}$

secs et humides (hauteur d'émission, taux de transformation du SO_2 en SO_4), soit à une augmentation des dépôts secs et une diminution des dépôts humides (vitesse de retombée du SO_4), soit à une diminution des dépôts secs et une augmentation des dépôts humides (coefficients de lessivage du SO_2 et du SO_4), soit à une diminution des dépôts secs et humides (vitesse de retombée du SO_2). Pour l'épaisseur de la couche limite, la valeur conduisant à des dépôts secs maxima et minima varie en fonction du temps après l'émission. Une épaisseur de 400 m conduit à un dépôt sec minimum après un parcours de 60 heures tandis qu'une épaisseur de 700 m donne un dépôt sec maximum pour un parcours d'un temps inférieur ou égal à 60 heures. Les dépôts obtenus en introduisant ces quatre ensembles de valeurs de paramètres dans le modèle sont présentés au tableau 4.13 (voir également les tableaux 3.35 à 3.38 de l'annexe 3).

Sur la figure 4.1, nous avons représenté la variation en fonction du temps du dépôt de soufre sec. Les trois courbes correspondent au dépôt minimum, au dépôt maximum et au dépôt obtenu en utilisant les valeurs de base des paramètres (tableau 4.1). Des courbes analogues apparaîssent sur la figure 4.2, mais cette fois pour les dépôts humides de soufre.

Il importe de rappeler ici que les échelles des dépôts représentés sur les figures 4.1 et 4.2 sont logarithmiques. Les différences absolues entre les courbes, pour des temps dépassant 15 heures, sont faibles alors qu'elles peuvent apparaître très élevées. En ce qui concerne les dépôts humides, la variation en fonction du temps est semblable pour les trois courbes. Par contre, celle obtenue avec le dépôt sec maximum diffère des

TABLEAU 4.13 VARIATION DES DEPOTS DE SO2, SO4 ET S EN FONCTION DU TEMPS POUR DIFFERENTES COMBINAISONS DE VALEURS DE PARAMETRES

TEMPS HEURES	SO2 SEC A	B	C	D	SO2 HUMIDE A	B	C	D
1/4	2430.4000	.2389	2495.8000	.2327	912.3000	63.5500	55.9700	1036.0000
1/2	760.6000	2.6734	801.3000	2.5385	395.7000	31.1400	26.1500	471.1000
1	224.3900	5.2863	254.8200	4.6970	156.7000	14.9800	11.8900	197.4000
2	60.8700	4.6669	92.3700	3.4157	54.0600	6.9510	5.1400	72.0200
4	14.7820	2.7072	35.4880	1.4457	15.4300	3.0080	1.9750	21.3100
8	3.1549	1.1274	10.9810	.4177	3.5390	1.1310	.5890	4.7420
12	1.2108	.5887	4.5343	.1731	1.3840	.5681	.2347	1.7070
18	.4648	.2712	1.4761	.0640	.5379	.2481	.0725	.5628
24	.2408	.1408	.5414	.0290	.2765	.1221	.0252	.2405
36	.0929	.0452	.0868	.0078	.1028	.0353	.0036	.0608
48	.0430	.0164	.0157	.0024	.0460	.0115	.0006	.0184
60	.0216	.0064	.0031	.0008	.0223	.0041	.0001	.0060
78	.0083	.0017	.0003	.0002	.0083	.0009	.0000	.0012
96	.0035	.0005	.0000	.0000	.0033	.0002	.0000	.0003

	SO4 SEC A	B	C	D	SO4 HUMIDE A	B	C	D
1/4	.0649	.0169	.6463	.0017	1.8100	5.7950	.2098	49.2700
1/2	.0410	.3926	.4260	.0368	1.3630	5.5470	.1928	38.4000
1	.0244	1.5309	.2794	.1310	.8380	5.1260	.1694	24.6600
2	.0138	2.6522	.2075	.1867	.4073	4.4730	.1393	12.5900
4	.0074	3.0186	.1654	.1643	.1793	3.5370	.1013	5.8090
8	.0037	2.4936	.1121	.1074	.0813	2.3100	.0572	2.7040
12	.0024	1.9824	.0777	.0753	.0544	1.5480	.0334	1.7940
18	.0015	1.4379	.0464	.0490	.0379	.8821	.0156	1.2070
24	.0011	1.0680	.0286	.0343	.0287	.5272	.0077	.8704
36	.0006	.6180	.0118	.0184	.0174	.2171	.0023	.4760
48	.0004	.3725	.0052	.0105	.0108	.1056	.0008	.2693
60	.0003	.2302	.0024	.0062	.0068	.0579	.0003	.1567
78	.0001	.1154	.0008	.0029	.0035	.0267	.0001	.0728
96	.0001	.0595	.0003	.0014	.0018	.0133	.0000	.0354

	S SEC A	B	C	D	S HUMIDE A	B	C	D
1/4	1215.2216	.1251	1248.1154	.1169	456.8000	33.7000	28.0500	534.4000
1/2	380.3137	1.4676	400.7920	1.2815	198.3000	17.4200	13.1400	248.4000
1	112.2031	3.1535	127.5031	2.3922	78.6500	9.1980	6.0000	106.9000
2	30.4396	3.2175	46.2542	1.7701	27.1700	4.9670	2.6160	40.2100
4	7.3935	2.3598	17.7991	.7776	7.7750	2.6830	1.0210	12.5900
8	1.5787	1.3949	5.5279	.2447	1.7960	1.3350	.3136	3.2730
12	.6062	.9552	2.2931	.1116	.7100	.7999	.1285	1.4520
18	.2329	.6149	.7535	.0484	.2816	.4181	.0414	.6836
24	.1207	.4264	.2803	.0259	.1478	.2368	.0152	.4104
36	.0467	.2286	.0473	.0100	.0572	.0900	.0026	.1891
48	.0216	.1324	.0096	.0047	.0266	.0410	.0006	.0990
60	.0109	.0799	.0023	.0025	.0134	.0213	.0002	.0553
78	.0042	.0393	.0004	.0011	.0053	.0094	.0000	.0249
96	.0018	.0201	.0001	.0005	.0022	.0045	.0000	.0119

DEPOTS EN KG/HA=ANNEE=TGS

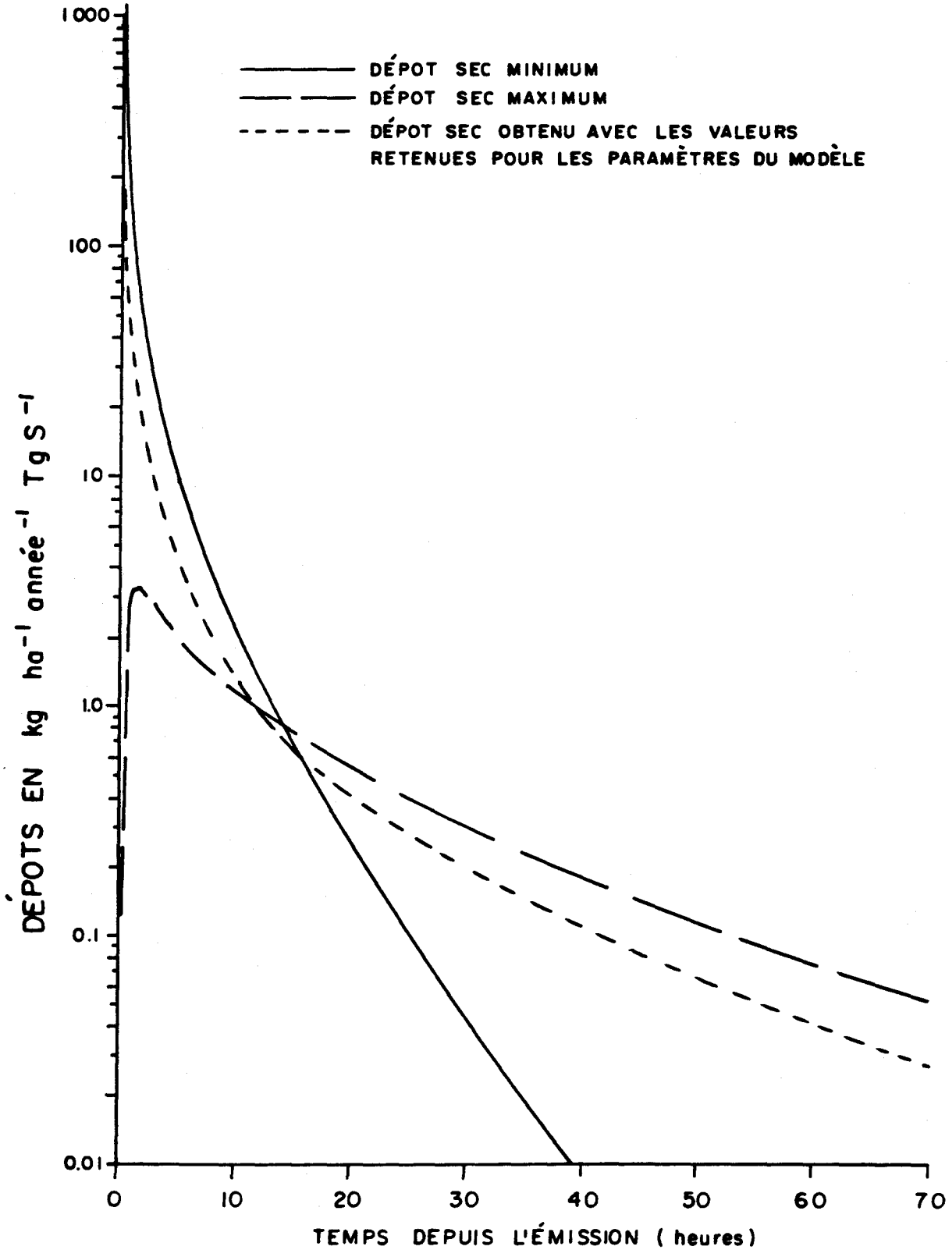

FIGURE 4.1 Courbes maximales et minimales et courbe de base des dépôts secs de soufre.

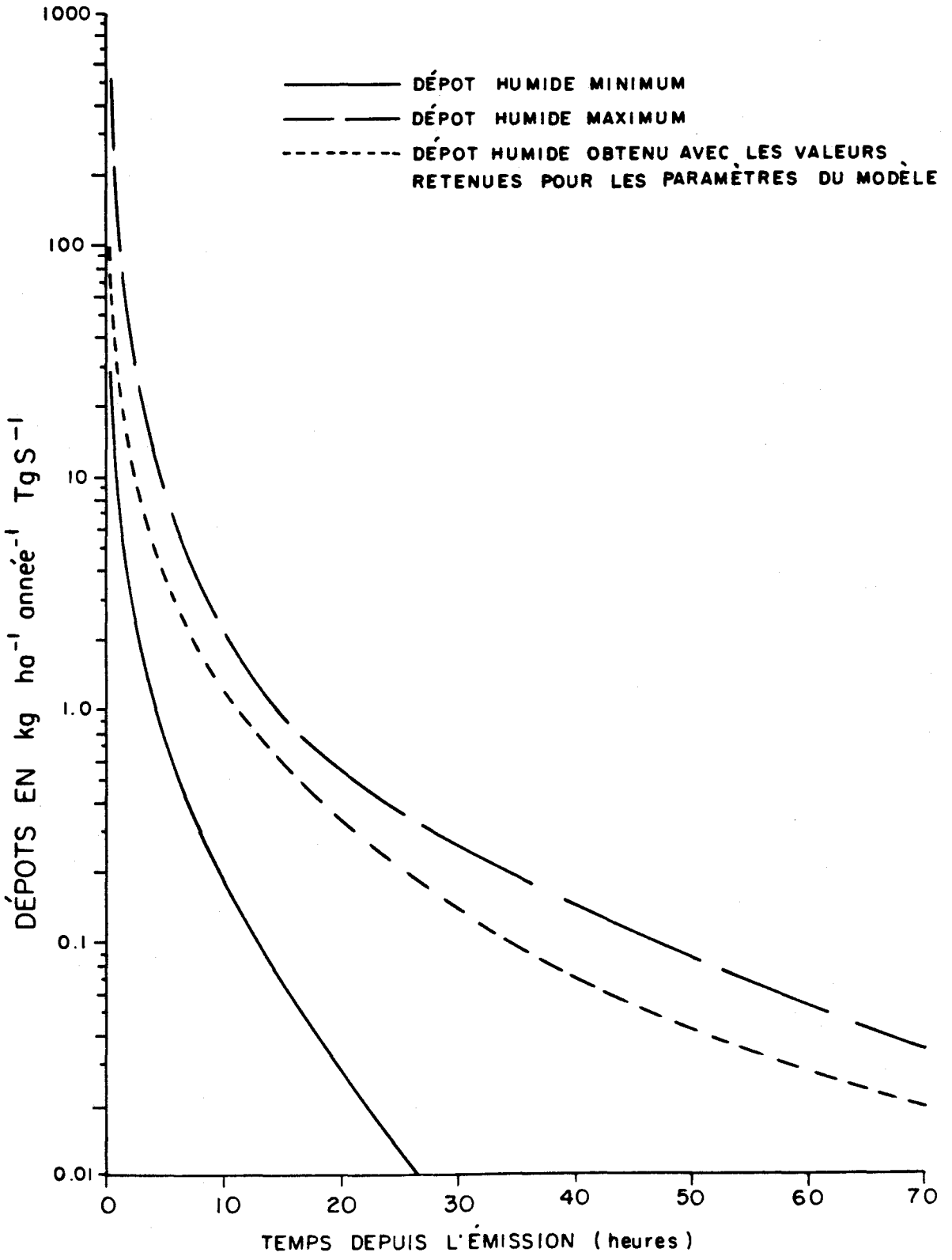

FIGURE 4.2 Courbes maximales et minimales et courbe de base des dépôts humides de soufre.

deux autres, la retombée de soufre sec étant très faible près de la source à cause de la hauteur de la cheminée (500 m). Malgré cette différence de comportement, on voit que dans les deux cas (dépôts secs et humides), les dépôts, obtenus avec l'ensemble des valeurs des paramètres retenues pour les simulations ultérieures, se situent à une position satisfaisante par rapport aux valeurs minimales et maximales.

CHAPITRE 5

MATRICES DE TRANSFERT ENTRE LES 47 RÉGIONS SOURCES ET LES 25 RÉGIONS RÉCEPTRICES

5. MATRICES DE TRANSFERT ENTRE LES 47 RÉGIONS SOURCES ET LES 25 RÉGIONS RÉCEPTRICES

5.1 Contenu et utilisation des matrices

Tel qu'expliqué précédemment, et toujours dans le but de faciliter les comparaisons éventuelles avec les résultats fournis par d'autres modèles, nous avons déterminé les matrices de transfert entre les 47 sources et les 25 récepteurs choisis, correspondant à une intensité d'émission de 2 Tg SO_2 par année. Chaque élément de ces matrices de dimensions 47 x 25 a donc été calculé en considérant une source d'émission d'intensité identique quelle que soit la région source, et en tenant compte des données caractérisant les couples source-récepteur présentés aux tableaux 3.4 à 3.9 ($F(\Theta)$, vitesse moyenne et temps moyen de parcours). Des matrices ont été préparées pour les concentrations et les dépôts, pour chacune des quatre saisons de l'année 1980 et pour l'année 1980. Notons que les concentrations sont exprimées en $\mu g\ m^{-3} Tg\ S^{-1}$ et les dépôts en $kg\ ha^{-1} an^{-1} Tg\ S^{-1}$.

Nous aurions pu estimer directement les contributions absolues et relatives de chaque région source aux concentrations et dépôts estimés pour chaque région réceptrice, sans passer par l'étape intermédiaire des matrices de transfert. La procédure que nous avons adoptée a l'avantage de permettre tout d'abord une comparaison des impacts qu'auraient diverses sources sur un récepteur donné, si elles émettaient la même quantité de SO_2. L'avantage le plus important réside toutefois au niveau des scénarios d'émission. Une fois les coefficients de transfert entre une région source

et une région réceptrice déterminées, pour chaque type de concentration ou dépôt désiré, il suffit de multiplier ces coefficients par l'émission de la source pour avoir les contributions correspondant au récepteur. Pour étudier l'effet d'une modification des émissions d'une ou de plusieurs sources sur un récepteur donné, il suffit donc de multiplier les coefficients de transfert par les émissions (exprimées en Tg S an^{-1}) et de recalculer les concentrations et dépôts désirés à l'aide des coefficients de transfert appropriés, sans avoir à repasser le modèle à chaque fois. Ainsi, si l'on désire utiliser les données d'émission du tableau 3.1, qui sont exprimées en Tg SO_2 an^{-1}, on doit les diviser par deux pour les exprimer en Tg S an^{-1}.

5.2 Présentation et interprétation des matrices

Tel que mentionné précédemment, cinq périodes ont été considérées dans notre étude: l'hiver, le printemps, l'été et l'automne 1980, ainsi que l'année 1980.

Pour chacune de ces périodes, les matrices de transfert ont été déterminées pour les douze variables suivantes:

- concentration de SO_2 sec;
- concentration de SO_2 humide;
- concentration de SO_4 sec;
- concentration de SO_4 humide;
- dépôt de SO_2 sec pendant les périodes sèches;

- dépôt de SO_2 sec pendant les périodes humides;
- dépôt de SO_4 sec pendant les périodes sèches;
- dépôt de SO_4 sec pendant les périodes humides;
- dépôt de soufre sec;
- dépôt de SO_2 humide;
- dépôt de SO_4 humide;
- dépôt de soufre humide.

Les matrices de transfert des concentrations et dépôts pour l'année 1980 sont présentées aux tableaux 5.1 à 5.12. Celles de l'hiver, du printemps, de l'été et de l'automne 1980 sont données dans l'annexe 4.

En prenant comme exemple le tableau 5.1, on peut constater en prenant la région de l'Abitibi (10 ABI) comme région réceptrice, que toutes les régions sources sont à l'origine de concentrations de SO_2 (pour une source d'intensité 2 Tg SO_2 an^{-1}) dont les valeurs sont notées dans la colonne identifiée par 10 ABI. Les deux valeurs les plus élevées, 4,5222 et 2,6062, viennent évidemment de la source 1 ABI (représentant toutes les sources de l'Abitibi, sauf celle de Noranda) et de Noranda (18 NDA). On verra au chapitre 6 que les émissions réelles de 1 ABI étant beaucoup plus faibles que celles de 18 NDA, les contributions effectives de cette dernière source sont beaucoup plus importantes que celles de 1 ABI.

En considérant toujours l'Abitibi (10 ABI) comme région réceptrice et en comparant les coefficients de transfert de 1 ABI et de 12 NWO qui sont respectivement 4,5222 et 0,2229, on voit qu'il faut une intensité d'émis-

sion vingt fois plus élevée à 12 NWO pour contribuer autant que 1 ABI à la concentration de SO_2 dans la région réceptrice 10 ABI. Inversement, à intensité d'émission égale, la source 12 NWO a un impact vingt fois plus faible que la source 1 ABI sur le récepteur 10 ABI.

TABLEAU 5.1

MATRICE DE TRANSFERT SOURCE-RECEPTEUR 1980
CONCENTRATION DE SO2 SEC (UG/M3-TGS)

	1 NEO	2 CEO	3 SWO	4 SEO	5 SUD	6 SBJ	7 PBL	8 NQB	9 OTT	10 ABI	11 NIT	12 CHI	13 LSJ
1 ABI	0.1555	0.2394	0.0697	0.2382	0.1450	0.2973	0.0874	0.0587	0.8496	4.5222	0.1829	0.4812	1.3958
2 CQB	0.0475	0.0249	0.0167	0.0519	0.0345	0.3364	0.3354	0.1920	0.0816	0.1341	2.9252	1.2890	0.4500
3 NQB	0.0144	0.0030	0.0033	0.0161	0.0020	0.0657	0.1174	1.8620	0.0293	0.0297	0.2230	0.1118	0.0549
10 NMN	0.0633	0.0300	0.0092	0.0102	0.0079	0.0289	0.0832	0.0544	0.0081	0.0191	0.0383	0.0157	0.0104
11 SMN	0.1323	0.0650	0.0266	0.0222	0.0166	0.1040	0.0607	0.0204	0.0192	0.0605	0.0346	0.0594	0.0261
12 NWO	0.4224	0.3471	0.0956	0.0625	0.0707	0.2731	0.1732	0.0422	0.0382	0.2229	0.0954	0.1524	0.1619
13 NEO	0.6129	4.1382	0.3574	0.4286	0.7701	0.3555	0.1458	0.0502	0.2577	0.6778	0.1339	0.2826	0.3665
14 SUD	0.1027	0.7471	1.3196	3.0675	27.2800	0.1855	0.0717	0.0341	2.2252	0.9853	0.0979	0.2150	0.4387
15 SWO	0.0189	0.0504	6.4640	1.7103	0.1090	0.0498	0.0207	0.0166	0.6373	0.2422	0.0476	0.1222	0.2168
16 SEO	0.0281	0.0407	0.0960	0.2779	0.1633	0.0583	0.0326	0.0172	0.3375	0.1399	0.0731	0.1775	0.3976
17 SLV	0.0253	0.0550	0.0205	0.0846	0.0839	0.0805	0.0355	0.0231	0.2187	0.2024	0.0715	0.1727	0.6533
18 NDA	0.1092	0.3918	0.1803	0.6741	0.4969	0.3371	0.1186	0.0527	0.7863	2.6062	0.1458	0.3803	0.8286
19 GBY	0.0228	0.0122	0.0011	0.0065	0.0028	0.0650	0.0700	0.0511	0.0237	0.0288	0.1189	0.2392	0.3492
20 NBK	0.0076	0.0136	0.0028	0.0136	0.0203	0.0085	0.0084	0.0136	0.0504	0.0150	0.0314	0.0635	0.0837
21 NSP	0.0021	0.0016	0.0020	0.0076	0.0088	0.0019	0.0076	0.0139	0.0152	0.0029	0.0246	0.0349	0.0401
22 NFL	0.0058	0.0022	0.0003	0.0	0.0	0.0098	0.0168	0.0211	0.0	0.0037	0.0226	0.0427	0.0248
50 OHO	0.0246	0.0342	0.5515	0.3797	0.0681	0.0308	0.0186	0.0084	0.2013	0.0830	0.0237	0.0427	0.0873
51 ILL	0.0440	0.2396	0.7268	0.3725	0.3907	0.0595	0.0282	0.0081	0.2822	0.1582	0.0198	0.0426	0.0862
52 PEN	0.0097	0.0200	0.1409	0.3639	0.0641	0.0313	0.0107	0.0105	0.1601	0.0785	0.0274	0.0649	0.1214
53 IND	0.0232	0.1117	0.6366	0.3014	0.2015	0.0384	0.0176	0.0051	0.1962	0.1033	0.0141	0.0302	0.0656
54 KEN	0.0109	0.0299	0.2559	0.1306	0.0709	0.0227	0.0122	0.0040	0.1118	0.0548	0.0106	0.0175	0.0314
55 MCH	0.0409	0.2521	2.6972	0.9754	0.5477	0.0775	0.0314	0.0162	0.5291	0.2246	0.0468	0.0850	0.1422
56 TEN	0.0051	0.0282	0.1558	0.0858	0.0622	0.0115	0.0077	0.0020	0.0822	0.0385	0.0077	0.0121	0.0201
57 MSU	0.0358	0.1160	0.2634	0.1365	0.1231	0.0328	0.0105	0.0029	0.1134	0.0758	0.0148	0.0295	0.0429
58 WVR	0.0046	0.0167	0.1313	0.2007	0.0301	0.0258	0.0105	0.0052	0.1329	0.0561	0.0151	0.0358	0.0705
59 NYK	0.0079	0.0065	0.0307	0.0971	0.0132	0.0208	0.0107	0.0047	0.0543	0.0592	0.0275	0.0684	0.1326
60 ALA	0.0033	0.0195	0.0882	0.0505	0.0440	0.0062	0.0045	0.0009	0.0300	0.0149	0.0029	0.0045	0.0106
61 WI	0.1182	0.5031	0.5911	0.4030	0.6729	0.0742	0.0427	0.0151	0.2762	0.2319	0.0306	0.0887	0.1381
62 IA	0.0914	0.2185	0.3061	0.1911	0.2548	0.0670	0.0239	0.0088	0.1608	0.1119	0.0286	0.0468	0.0706
63 MIN	0.1387	0.2125	0.1885	0.1394	0.1992	0.1090	0.0625	0.0149	0.1212	0.1128	0.0410	0.0627	0.0652
64 VA	0.0065	0.0164	0.0488	0.0902	0.0322	0.0049	0.0038	0.0049	0.0661	0.0336	0.0112	0.0275	0.0484
65 NC	0.0044	0.0120	0.0611	0.0751	0.0227	0.0077	0.0027	0.0024	0.0616	0.0327	0.0068	0.0111	0.0191
66 NH	0.0134	0.0230	0.0177	0.1025	0.0777	0.0358	0.0110	0.0063	0.1153	0.0381	0.0422	0.0769	0.1669
67 GA	0.0012	0.0127	0.0661	0.0466	0.0197	0.0044	0.0025	0.0011	0.0254	0.0190	0.0029	0.0051	0.0081
68 SC	0.0029	0.0108	0.0658	0.0469	0.0196	0.0021	0.0005	0.0007	0.0248	0.0134	0.0025	0.0056	0.0058
69 MD	0.0086	0.0064	0.0350	0.0884	0.0066	0.0052	0.0031	0.0037	0.0844	0.0565	0.0151	0.0344	0.0633
70 DE	0.0074	0.0030	0.0274	0.0762	0.0042	0.0064	0.0034	0.0035	0.0773	0.0507	0.0115	0.0286	0.0592
71 NJ	0.0087	0.0033	0.0251	0.0706	0.0062	0.0111	0.0032	0.0032	0.0711	0.0470	0.0173	0.0419	0.0903
72 DC	0.0094	0.0100	0.0408	0.0962	0.0196	0.0071	0.0041	0.0042	0.0705	0.0496	0.0142	0.0362	0.0611
73 AR	0.0092	0.0414	0.1010	0.0521	0.0455	0.0054	0.0020	0.0012	0.0260	0.0288	0.0047	0.0128	0.0191
74 LA	0.0041	0.0135	0.0345	0.0133	0.0153	0.0038	0.0029	0.0001	0.0029	0.0046	0.0011	0.0020	0.0024
75 MS	0.0033	0.0196	0.0498	0.0255	0.0297	0.0046	0.0022	0.0003	0.0166	0.0095	0.0013	0.0017	0.0058
76 MA	0.0061	0.0045	0.0191	0.0423	0.0091	0.0117	0.0091	0.0045	0.0165	0.0214	0.0232	0.0477	0.1213
77 CT	0.0087	0.0051	0.0240	0.0674	0.0131	0.0148	0.0061	0.0038	0.0348	0.0324	0.0246	0.0549	0.1168
78 RI	0.0061	0.0045	0.0191	0.0423	0.0091	0.0117	0.0091	0.0045	0.0165	0.0214	0.0232	0.0477	0.1213
79 ME	0.0099	0.0232	0.0044	0.0281	0.0358	0.0172	0.0153	0.0093	0.0606	0.0223	0.0298	0.0621	0.0831
80 VT	0.0156	0.0288	0.0237	0.1417	0.1136	0.0432	0.0160	0.0091	0.1448	0.0607	0.0494	0.0942	0.2377

TABLEAU 5.1 (suite)

MATRICE DE TRANSFERT SOURCE-RECEPTEUR 1980
CONCENTRATION DE SO2 SEC (UG/M3-TGS)

	14 GP	15 MTL	16 NB	17 NE	18 ANT	19 TN	20 WNY	21 ENY	22 SNA	23 NNA	24 NDA	25 LAB
1 ABI	0.2522	1.1737	0.3068	0.1431	0.1369	0.0558	0.0944	0.3733	0.3204	0.4864	0.6932	0.0977
2 CQB	0.3474	0.2099	0.0983	0.0649	0.1806	0.0608	0.0252	0.0878	0.0208	0.0734	0.0716	0.2012
3 NQB	0.0431	0.0366	0.0074	0.0062	0.0401	0.0192	0.0090	0.0168	0.0018	0.0062	0.0283	0.3702
10 NMN	0.0108	0.0091	0.0041	0.0033	0.0032	0.0022	0.0041	0.0048	0.0037	0.0049	0.0082	0.0171
11 SMN	0.0194	0.0204	0.0071	0.0062	0.0137	0.0045	0.0080	0.0087	0.0061	0.0120	0.0266	0.0094
12 NWO	0.0599	0.0706	0.0476	0.0238	0.0385	0.0104	0.0306	0.0236	0.0160	0.0422	0.1912	0.0353
13 NEO	0.1240	0.2555	0.1346	0.0663	0.0838	0.0297	0.0979	0.1200	0.0822	0.1539	1.4115	0.0590
14 SUD	0.1584	0.7845	0.2728	0.1364	0.0948	0.0442	0.3830	0.4090	0.2631	0.4169	0.9064	0.0583
15 SWO	0.0788	0.6587	0.2513	0.2057	0.0529	0.0630	3.1352	1.2859	0.6679	0.5335	0.0896	0.0294
16 SEO	0.2222	3.3115	0.5694	0.3500	0.1475	0.1247	0.1245	2.7107	1.3645	1.3823	0.0530	0.0715
17 SLV	0.4016	6.0512	1.0651	0.4623	0.2403	0.1472	0.0413	0.1659	0.4866	2.7447	0.0773	0.1134
18 NDA	0.1636	0.6147	0.2149	0.1090	0.1011	0.0413	0.2752	0.1306	0.1154	0.3155	23.6450	0.0687
19 GBY	6.6807	0.0798	0.8371	0.4689	1.3962	0.4035	0.0	0.0146	0.0511	0.2919	0.0193	0.3115
20 NBK	0.1751	0.0676	4.0260	2.5747	0.3101	0.4131	0.0071	0.0552	0.1357	0.2780	0.0227	0.0901
21 NSP	0.1225	0.0187	0.1413	5.7602	0.1794	0.8109	0.0051	0.0166	0.0364	0.0688	0.0	0.0865
22 NFL	0.0780	0.0074	0.0906	0.1434	0.1659	8.8677	0.0	0.0018	0.0065	0.0283	0.0029	0.1444
50 OHO	0.0309	0.2478	0.0794	0.1157	0.0168	0.0241	1.0179	0.6059	0.4397	0.1830	0.0650	0.0093
51 ILL	0.0373	0.1949	0.0719	0.0563	0.0269	0.0117	0.5222	0.2476	0.1726	0.1321	0.1302	0.0104
52 PEN	0.0597	0.3082	0.1281	0.2108	0.0310	0.0301	1.1076	1.2735	0.8335	0.2538	0.0553	0.0196
53 IND	0.0243	0.1752	0.0532	0.0541	0.0153	0.0148	0.5271	0.3004	0.2292	0.1205	0.0648	0.0068
54 KEN	0.0155	0.0784	0.0322	0.0495	0.0080	0.0081	0.2594	0.1689	0.1574	0.0631	0.0309	0.0050
55 MCH	0.0619	0.4660	0.1669	0.1125	0.0489	0.0341	0.9473	0.5527	0.3578	0.3258	0.1810	0.0201
56 TEN	0.0078	0.0525	0.0194	0.0358	0.0037	0.0084	0.1519	0.1032	0.0803	0.0377	0.0288	0.0032
57 MSU	0.0209	0.0911	0.0365	0.0308	0.0134	0.0036	0.2079	0.1092	0.0832	0.0591	0.0948	0.0065
58 WVR	0.0275	0.1870	0.0657	0.1039	0.0106	0.0148	0.3901	0.4055	0.3148	0.1391	0.0235	0.0077
59 NYK	0.1247	0.3164	0.3283	0.4371	0.0615	0.0894	0.1574	12.7390	4.1047	0.7349	0.0063	0.0282
60 ALA	0.0066	0.0323	0.0193	0.0181	0.0022	0.0023	0.0914	0.0667	0.0463	0.0353	0.0168	0.0020
61 WI	0.0573	0.1861	0.0528	0.0460	0.0356	0.0078	0.3289	0.2101	0.1400	0.1173	0.2714	0.0180
62 IA	0.0303	0.1085	0.0359	0.0233	0.0182	0.0066	0.2063	0.1242	0.0680	0.0658	0.1218	0.0138
63 MIN	0.0295	0.0723	0.0295	0.0167	0.0114	0.0073	0.0680	0.0523	0.0301	0.0473	0.0983	0.0140
64 VA	0.0293	0.1035	0.0713	0.1181	0.0131	0.0206	0.1192	0.2309	0.2644	0.1441	0.0122	0.0097
65 NC	0.0122	0.0572	0.0364	0.0625	0.0092	0.0163	0.1182	0.1245	0.1170	0.0615	0.0139	0.0056
66 NH	0.2289	0.2206	0.8885	0.7444	0.1426	0.1915	0.0515	0.1817	6.2302	1.9417	0.0061	0.0549
67 GA	0.0059	0.0218	0.0120	0.0256	0.0025	0.0052	0.0642	0.0569	0.0573	0.0215	0.0276	0.0025
68 SC	0.0066	0.0288	0.0122	0.0260	0.0039	0.0113	0.0536	0.0586	0.0481	0.0236	0.0144	0.0025
69 MD	0.0629	0.1909	0.1098	0.1632	0.0232	0.0287	0.1208	0.4828	0.5112	0.2188	0.0348	0.0123
70 DE	0.0561	0.1491	0.1148	0.1838	0.0329	0.0392	0.0944	0.2951	0.4659	0.2315	0.0193	0.0122
71 NJ	0.0867	0.2127	0.1846	0.3158	0.0527	0.0569	0.0910	0.4828	1.4636	0.3292	0.0078	0.0163
72 DC	0.0537	0.1744	0.1012	0.1499	0.0192	0.0217	0.1350	0.3932	0.4312	0.1940	0.0416	0.0114
73 AR	0.0094	0.0306	0.0120	0.0089	0.0018	0.0046	0.0909	0.0605	0.0422	0.0225	0.0252	0.0014
74 LA	0.0020	0.0063	0.0034	0.0038	0.0011	0.0003	0.0182	0.0177	0.0147	0.0054	0.0014	0.0004
75 MS	0.0029	0.0221	0.0109	0.0133	0.0021	0.0024	0.0637	0.0448	0.0275	0.0209	0.0116	0.0006
76 MA	0.1265	0.1034	0.3655	0.6691	0.0785	0.1034	0.0339	0.2023	9.2202	0.4606	0.0078	0.0267
77 CT	0.1253	0.1817	0.2968	0.5117	0.0659	0.0879	0.0726	0.3196	4.4052	0.5273	0.0086	0.0258
78 RI	0.1265	0.1034	0.3655	0.6691	0.0785	0.1034	0.0339	0.2023	9.2202	0.4606	0.0078	0.0267
79 ME	0.2505	0.0989	1.6827	1.2127	0.1947	0.2663	0.0241	0.0825	0.2825	9.5322	0.0065	0.0748
80 VT	0.2080	0.5217	0.6799	0.5511	0.1156	0.1606	0.0946	3.5700	6.4655	2.0820	0.0085	0.0530

Ministère des Communications

TABLEAU 5.2

MATRICE DE TRANSFERT SOURCE-RECEPTEUR 1980
CONCENTRATION DE SO2 HUM.(UG/M3-TGS)

	1 NEO	2 CEO	3 SWO	4 SEO	5 SUD	6 SBJ	7 PBL	8 NQB	9 OTT	10 ABI	11 NIT	12 CHI	13 LSJ
1 ABI	0.0238	0.0340	0.0080	0.0432	0.0214	0.0618	0.0148	0.0071	0.1897	1.5212	0.0264	0.0859	0.3078
2 CQB	0.0079	0.0036	0.0022	0.0082	0.0054	0.0757	0.0888	0.0359	0.0143	0.0248	1.1013	0.3600	0.1007
3 NQB	0.0015	0.0004	0.0003	0.0022	0.0003	0.0084	0.0149	0.6377	0.0043	0.0036	0.0459	0.0185	0.0083
10 NMN	0.0056	0.0027	0.0007	0.0008	0.0007	0.0023	0.0066	0.0041	0.0007	0.0015	0.0029	0.0013	0.0008
11 SMN	0.0096	0.0050	0.0024	0.0018	0.0015	0.0065	0.0041	0.0013	0.0014	0.0039	0.0021	0.0036	0.0016
12 NWO	0.0435	0.0382	0.0088	0.0052	0.0065	0.0214	0.0148	0.0031	0.0035	0.0185	0.0068	0.0097	0.0118
13 NEO	0.0942	0.9339	0.0431	0.0486	0.1165	0.0380	0.0130	0.0040	0.0240	0.0775	0.0113	0.0256	0.0320
14 SUD	0.0136	0.1341	0.2055	0.5424	7.9692	0.0230	0.0080	0.0029	0.3197	0.1430	0.0095	0.0223	0.0462
15 SWO	0.0022	0.0059	1.2873	0.2287	0.0153	0.0049	0.0019	0.0012	0.0793	0.0274	0.0044	0.0119	0.0212
16 SEO	0.0027	0.0038	0.0104	0.0432	0.0170	0.0065	0.0038	0.0013	0.0496	0.0147	0.0064	0.0202	0.0478
17 SLV	0.0022	0.0046	0.0019	0.0084	0.0065	0.0088	0.0040	0.0016	0.0240	0.0255	0.0065	0.0205	0.0975
18 NDA	0.0194	0.0728	0.0243	0.1285	0.0835	0.0720	0.0177	0.0060	0.1821	0.8040	0.0195	0.0645	0.1399
19 GBY	0.0020	0.0008	0.0001	0.0006	0.0002	0.0059	0.0071	0.0040	0.0024	0.0026	0.0125	0.0306	0.0427
20 NBK	0.0006	0.0009	0.0002	0.0009	0.0013	0.0007	0.0007	0.0010	0.0037	0.0012	0.0025	0.0057	0.0082
21 NSP	0.0001	0.0001	0.0001	0.0006	0.0006	0.0002	0.0005	0.0010	0.0012	0.0002	0.0018	0.0030	0.0037
22 NFL	0.0004	0.0001	0.0000	0.0	0.0	0.0007	0.0012	0.0018	0.0	0.0002	0.0019	0.0040	0.0023
50 OHO	0.0018	0.0027	0.0581	0.0343	0.0064	0.0023	0.0012	0.0004	0.0165	0.0067	0.0013	0.0028	0.0059
51 ILL	0.0026	0.0183	0.0627	0.0255	0.0345	0.0037	0.0015	0.0004	0.0201	0.0110	0.0011	0.0025	0.0053
52 PEN	0.0006	0.0013	0.0140	0.0386	0.0046	0.0021	0.0007	0.0006	0.0147	0.0062	0.0018	0.0043	0.0088
53 IND	0.0016	0.0077	0.0529	0.0204	0.0142	0.0024	0.0010	0.0003	0.0138	0.0068	0.0008	0.0018	0.0041
54 KEN	0.0007	0.0021	0.0187	0.0085	0.0051	0.0014	0.0007	0.0002	0.0073	0.0033	0.0006	0.0010	0.0019
55 MCH	0.0028	0.0272	0.3890	0.0889	0.0691	0.0063	0.0020	0.0009	0.0417	0.0190	0.0031	0.0061	0.0097
56 TEN	0.0003	0.0016	0.0100	0.0054	0.0040	0.0007	0.0004	0.0001	0.0052	0.0025	0.0004	0.0007	0.0012
57 MSU	0.0021	0.0067	0.0175	0.0089	0.0080	0.0018	0.0005	0.0001	0.0079	0.0044	0.0008	0.0016	0.0025
58 WVR	0.0003	0.0013	0.0109	0.0179	0.0025	0.0016	0.0007	0.0003	0.0121	0.0042	0.0008	0.0022	0.0049
59 NYK	0.0006	0.0004	0.0024	0.0089	0.0008	0.0014	0.0007	0.0003	0.0043	0.0053	0.0020	0.0051	0.0116
60 ALA	0.0002	0.0012	0.0056	0.0031	0.0028	0.0004	0.0002	0.0000	0.0020	0.0008	0.0001	0.0003	0.0006
61 WI	0.0084	0.0448	0.0473	0.0259	0.0555	0.0049	0.0023	0.0007	0.0157	0.0157	0.0017	0.0053	0.0078
62 IA	0.0054	0.0143	0.0201	0.0112	0.0159	0.0035	0.0012	0.0005	0.0089	0.0063	0.0015	0.0024	0.0036
63 MIN	0.0090	0.0131	0.0120	0.0078	0.0125	0.0063	0.0035	0.0008	0.0068	0.0060	0.0023	0.0031	0.0033
64 VA	0.0004	0.0012	0.0033	0.0075	0.0026	0.0003	0.0002	0.0003	0.0058	0.0028	0.0006	0.0019	0.0035
65 NC	0.0002	0.0008	0.0037	0.0057	0.0018	0.0005	0.0002	0.0001	0.0051	0.0026	0.0004	0.0008	0.0014
66 NH	0.0010	0.0017	0.0013	0.0101	0.0062	0.0030	0.0008	0.0004	0.0110	0.0030	0.0029	0.0060	0.0170
67 GA	0.0001	0.0008	0.0040	0.0030	0.0015	0.0003	0.0002	0.0001	0.0015	0.0012	0.0002	0.0003	0.0005
68 SC	0.0002	0.0007	0.0039	0.0031	0.0015	0.0001	0.0000	0.0000	0.0020	0.0010	0.0002	0.0004	0.0004
69 MD	0.0006	0.0004	0.0025	0.0069	0.0004	0.0003	0.0002	0.0002	0.0068	0.0043	0.0010	0.0023	0.0043
70 DE	0.0005	0.0002	0.0021	0.0057	0.0002	0.0004	0.0002	0.0002	0.0062	0.0040	0.0008	0.0020	0.0042
71 NJ	0.0006	0.0002	0.0018	0.0056	0.0003	0.0009	0.0002	0.0002	0.0061	0.0034	0.0012	0.0030	0.0067
72 DC	0.0007	0.0006	0.0030	0.0078	0.0013	0.0004	0.0002	0.0002	0.0059	0.0038	0.0009	0.0024	0.0042
73 AR	0.0005	0.0023	0.0059	0.0030	0.0030	0.0003	0.0001	0.0001	0.0016	0.0017	0.0002	0.0006	0.0010
74 LA	0.0002	0.0008	0.0020	0.0007	0.0008	0.0002	0.0001	0.0000	0.0001	0.0002	0.0001	0.0001	0.0001
75 MS	0.0002	0.0012	0.0030	0.0014	0.0019	0.0002	0.0001	0.0000	0.0009	0.0005	0.0001	0.0001	0.0003
76 MA	0.0004	0.0003	0.0013	0.0035	0.0005	0.0008	0.0006	0.0003	0.0009	0.0017	0.0016	0.0033	0.0101
77 CT	0.0007	0.0003	0.0017	0.0058	0.0008	0.0011	0.0004	0.0002	0.0023	0.0027	0.0017	0.0041	0.0097
78 RI	0.0004	0.0003	0.0013	0.0035	0.0005	0.0008	0.0006	0.0003	0.0009	0.0017	0.0016	0.0033	0.0101
79 ME	0.0007	0.0015	0.0002	0.0019	0.0021	0.0013	0.0012	0.0005	0.0049	0.0021	0.0019	0.0045	0.0073
80 VT	0.0012	0.0022	0.0018	0.0145	0.0110	0.0036	0.0012	0.0006	0.0137	0.0048	0.0035	0.0080	0.0243

TABLEAU 5.2 (suite)

MATRICE DE TRANSFERT SOURCE-RECEPTEUR 1980
CONCENTRATION DE SO2 HUM.(UG/M3-TGS)

	14 GP	15 MTL	16 NB	17 NE	18 ANT	19 TN	20 WNY	21 ENY	22 SNA	23 NNA	24 NDA	25 LAB
1 ABI	0.0334	0.2547	0.0407	0.0190	0.0142	0.0054	0.0111	0.0622	0.0533	0.0896	0.1378	0.0103
2 CQB	0.0705	0.0367	0.0199	0.0128	0.0281	0.0097	0.0035	0.0125	0.0034	0.0141	0.0124	0.0318
3 NQB	0.0092	0.0055	0.0013	0.0011	0.0087	0.0042	0.0013	0.0022	0.0003	0.0010	0.0034	0.0918
10 NMN	0.0009	0.0007	0.0003	0.0003	0.0002	0.0002	0.0003	0.0004	0.0003	0.0004	0.0006	0.0013
11 SMN	0.0012	0.0014	0.0004	0.0004	0.0008	0.0003	0.0007	0.0007	0.0005	0.0008	0.0017	0.0006
12 NWO	0.0038	0.0059	0.0036	0.0019	0.0025	0.0008	0.0029	0.0019	0.0012	0.0031	0.0170	0.0022
13 NEO	0.0089	0.0231	0.0095	0.0047	0.0053	0.0020	0.0103	0.0122	0.0077	0.0119	0.1844	0.0041
14 SUD	0.0132	0.0885	0.0216	0.0097	0.0071	0.0029	0.0464	0.0473	0.0276	0.0359	0.1504	0.0043
15 SWO	0.0061	0.0586	0.0157	0.0112	0.0030	0.0034	0.4995	0.1349	0.0541	0.0376	0.0101	0.0018
16 SEO	0.0202	0.7223	0.0484	0.0243	0.0110	0.0076	0.0134	0.5501	0.2202	0.1614	0.0068	0.0050
17 SLV	0.0406	1.4870	0.1255	0.0430	0.0194	0.0101	0.0049	0.0216	0.0754	0.5098	0.0087	0.0085
18 NDA	0.0201	0.1071	0.0243	0.0125	0.0102	0.0038	0.0405	0.0205	0.0177	0.0470	8.3450	0.0065
19 GBY	1.6517	0.0072	0.1272	0.0627	0.1828	0.0399	0.0	0.0012	0.0045	0.0297	0.0015	0.0309
20 NBK	0.0166	0.0063	0.9316	0.4715	0.0294	0.0376	0.0005	0.0052	0.0140	0.0441	0.0019	0.0074
21 NSP	0.0115	0.0017	0.0156	1.4047	0.0169	0.0887	0.0004	0.0013	0.0032	0.0067	0.0	0.0079
22 NFL	0.0087	0.0005	0.0103	0.0182	0.0195	2.3155	0.0	0.0002	0.0005	0.0023	0.0002	0.0161
50 OHO	0.0017	0.0172	0.0046	0.0058	0.0010	0.0011	0.1008	0.0453	0.0277	0.0107	0.0059	0.0005
51 ILL	0.0019	0.0107	0.0035	0.0026	0.0012	0.0006	0.0334	0.0136	0.0086	0.0067	0.0120	0.0005
52 PEN	0.0036	0.0263	0.0079	0.0114	0.0017	0.0014	0.1632	0.1400	0.0679	0.0182	0.0038	0.0011
53 IND	0.0015	0.0102	0.0029	0.0025	0.0008	0.0007	0.0367	0.0176	0.0121	0.0063	0.0045	0.0003
54 KEN	0.0009	0.0047	0.0017	0.0025	0.0005	0.0004	0.0173	0.0099	0.0083	0.0037	0.0023	0.0003
55 MCH	0.0035	0.0312	0.0087	0.0054	0.0024	0.0015	0.0858	0.0377	0.0209	0.0184	0.0211	0.0010
56 TEN	0.0004	0.0032	0.0011	0.0017	0.0002	0.0004	0.0090	0.0064	0.0044	0.0022	0.0024	0.0002
57 MSU	0.0011	0.0052	0.0018	0.0014	0.0006	0.0002	0.0120	0.0055	0.0040	0.0030	0.0054	0.0003
58 WVR	0.0017	0.0137	0.0036	0.0053	0.0006	0.0006	0.0375	0.0322	0.0218	0.0086	0.0015	0.0004
59 NYK	0.0090	0.0336	0.0248	0.0288	0.0035	0.0045	0.0192	2.8237	0.6759	0.0733	0.0004	0.0016
60 ALA	0.0003	0.0019	0.0011	0.0009	0.0001	0.0001	0.0058	0.0044	0.0027	0.0021	0.0010	0.0001
61 WI	0.0031	0.0096	0.0024	0.0020	0.0017	0.0004	0.0203	0.0110	0.0068	0.0056	0.0205	0.0009
62 IA	0.0015	0.0055	0.0018	0.0011	0.0009	0.0003	0.0116	0.0064	0.0032	0.0032	0.0073	0.0006
63 MIN	0.0014	0.0036	0.0014	0.0007	0.0006	0.0004	0.0037	0.0027	0.0014	0.0022	0.0055	0.0007
64 VA	0.0019	0.0079	0.0042	0.0062	0.0006	0.0011	0.0106	0.0205	0.0195	0.0100	0.0009	0.0005
65 NC	0.0007	0.0042	0.0021	0.0034	0.0004	0.0009	0.0087	0.0087	0.0082	0.0039	0.0010	0.0003
66 NH	0.0172	0.0247	0.0935	0.0614	0.0100	0.0109	0.0048	0.0232	1.3167	0.2984	0.0004	0.0033
67 GA	0.0003	0.0014	0.0007	0.0013	0.0001	0.0003	0.0043	0.0034	0.0032	0.0013	0.0018	0.0001
68 SC	0.0004	0.0018	0.0007	0.0015	0.0002	0.0006	0.0034	0.0037	0.0031	0.0014	0.0010	0.0001
69 MD	0.0038	0.0141	0.0072	0.0093	0.0013	0.0014	0.0109	0.0507	0.0492	0.0164	0.0038	0.0007
70 DE	0.0034	0.0112	0.0075	0.0109	0.0020	0.0020	0.0083	0.0291	0.0445	0.0170	0.0018	0.0006
71 NJ	0.0059	0.0196	0.0133	0.0199	0.0030	0.0029	0.0082	0.0656	0.1802	0.0283	0.0005	0.0009
72 DC	0.0031	0.0126	0.0065	0.0084	0.0010	0.0011	0.0127	0.0370	0.0403	0.0138	0.0036	0.0006
73 AR	0.0005	0.0017	0.0006	0.0004	0.0001	0.0002	0.0050	0.0031	0.0021	0.0012	0.0016	0.0001
74 LA	0.0001	0.0003	0.0002	0.0002	0.0000	0.0000	0.0010	0.0010	0.0008	0.0003	0.0001	0.0000
75 MS	0.0001	0.0012	0.0005	0.0007	0.0001	0.0001	0.0041	0.0026	0.0015	0.0011	0.0006	0.0000
76 MA	0.0082	0.0100	0.0294	0.0514	0.0050	0.0057	0.0025	0.0271	2.0267	0.0490	0.0007	0.0015
77 CT	0.0089	0.0176	0.0228	0.0361	0.0040	0.0045	0.0068	0.0456	0.8787	0.0531	0.0015	0.0015
78 RI	0.0082	0.0100	0.0294	0.0514	0.0050	0.0057	0.0025	0.0271	2.0267	0.0490	0.0007	0.0015
79 ME	0.0193	0.0094	0.2226	0.1273	0.0144	0.0169	0.0017	0.0077	0.0356	2.0592	0.0005	0.0049
80 VT	0.0157	0.0691	0.0634	0.0399	0.0075	0.0085	0.0100	0.7164	1.1944	0.2771	0.0006	0.0031

06686-Mai-21

TABLEAU 5.3

MATRICE DE TRANSFERT SOURCE-RECEPTEUR 1980
CONCENTRATION DE SO4 SEC (UG/M3-TGS)

	1 NEO	2 CEO	3 SWO	4 SEO	5 SUD	6 SBJ	7 PBL	8 NQB	9 OTT	10 ABI	11 NIT	12 CHI	13 LSJ
1 ABI	0.1262	0.2141	0.0896	0.1865	0.1499	0.1942	0.0792	0.0805	0.4343	1.3577	0.1865	0.3619	0.7151
2 CQB	0.0476	0.0343	0.0255	0.0631	0.0446	0.2239	0.1797	0.1548	0.0818	0.1246	0.9342	0.6129	0.3160
3 NQB	0.0243	0.0065	0.0068	0.0234	0.0041	0.0787	0.1246	0.6869	0.0372	0.0458	0.1819	0.1200	0.0757
10 NMN	0.1004	0.0499	0.0191	0.0218	0.0136	0.0536	0.1508	0.1020	0.0173	0.0404	0.0839	0.0327	0.0261
11 SMN	0.2235	0.1109	0.0496	0.0456	0.0285	0.2342	0.1428	0.0543	0.0414	0.1276	0.0952	0.1518	0.0662
12 NWO	0.4188	0.3596	0.1455	0.1090	0.0969	0.4022	0.2519	0.0813	0.0700	0.3315	0.1814	0.3124	0.3145
13 NEO	0.3937	1.4235	0.3500	0.4647	0.5307	0.3762	0.1992	0.0874	0.3264	0.5899	0.1983	0.3596	0.4610
14 SUD	0.0997	0.3771	0.7205	1.4300	6.4037	0.1892	0.0850	0.0599	1.3528	0.6678	0.1418	0.2672	0.4740
15 SWO	0.0241	0.0506	1.9411	0.9848	0.0891	0.0728	0.0307	0.0306	0.5209	0.2405	0.0615	0.1583	0.2719
16 SEO	0.0369	0.0509	0.1113	0.1878	0.1710	0.0672	0.0402	0.0325	0.2184	0.1367	0.1110	0.1861	0.3387
17 SLV	0.0337	0.0764	0.0343	0.1008	0.1314	0.0842	0.0405	0.0475	0.2085	0.1623	0.1043	0.1680	0.4051
18 NDA	0.0897	0.2410	0.1689	0.4553	0.3324	0.2170	0.1214	0.0789	0.4632	0.9290	0.1677	0.3106	0.5891
19 GBY	0.0320	0.0277	0.0035	0.0120	0.0081	0.0912	0.0831	0.0874	0.0339	0.0430	0.1306	0.1945	0.2861
20 NBK	0.0151	0.0332	0.0104	0.0344	0.0560	0.0154	0.0134	0.0291	0.1039	0.0256	0.0517	0.0805	0.0974
21 NSP	0.0056	0.0045	0.0066	0.0155	0.0200	0.0035	0.0169	0.0286	0.0270	0.0063	0.0456	0.0516	0.0541
22 NFL	0.0137	0.0066	0.0010	0.0	0.0	0.0195	0.0329	0.0312	0.0	0.0089	0.0363	0.0610	0.0381
50 OHO	0.0345	0.0456	0.4705	0.4135	0.0714	0.0457	0.0366	0.0223	0.2426	0.1059	0.0523	0.0737	0.1432
51 ILL	0.0814	0.3091	0.7626	0.5526	0.4363	0.1164	0.0667	0.0225	0.4166	0.2396	0.0461	0.0829	0.1581
52 PEN	0.0218	0.0385	0.1433	0.3325	0.1064	0.0521	0.0196	0.0265	0.1859	0.1058	0.0485	0.1094	0.1789
53 IND	0.0389	0.1654	0.7075	0.4756	0.2979	0.0757	0.0397	0.0131	0.3111	0.1762	0.0313	0.0615	0.1213
54 KEN	0.0199	0.0496	0.3982	0.2375	0.1257	0.0445	0.0267	0.0116	0.2077	0.1068	0.0249	0.0363	0.0639
55 MCH	0.0608	0.2101	1.3892	0.9463	0.3941	0.0963	0.0560	0.0370	0.6641	0.2652	0.0775	0.1253	0.2232
56 TEN	0.0117	0.0648	0.3008	0.1664	0.1291	0.0216	0.0167	0.0058	0.1609	0.0740	0.0180	0.0263	0.0409
57 MSU	0.0709	0.2348	0.3999	0.2194	0.2035	0.0711	0.0272	0.0089	0.1811	0.1534	0.0385	0.0662	0.0921
58 WVR	0.0096	0.0235	0.1721	0.2280	0.0392	0.0478	0.0184	0.0147	0.1542	0.0813	0.0380	0.0713	0.1161
59 NYK	0.0134	0.0150	0.0483	0.1091	0.0261	0.0356	0.0216	0.0105	0.0668	0.0620	0.0489	0.1031	0.1666
60 ALA	0.0091	0.0373	0.1613	0.0986	0.0776	0.0130	0.0104	0.0027	0.0553	0.0323	0.0078	0.0100	0.0222
61 WI	0.1735	0.4987	0.6965	0.6339	0.7343	0.1247	0.0893	0.0396	0.5156	0.3383	0.0660	0.1611	0.2703
62 IA	0.1663	0.3459	0.4669	0.3533	0.4445	0.1426	0.0580	0.0208	0.3303	0.2208	0.0634	0.1117	0.1755
63 MIN	0.2129	0.3514	0.3141	0.2816	0.3327	0.2077	0.1265	0.0336	0.2379	0.2357	0.0911	0.1591	0.1671
64 VA	0.0112	0.0278	0.0821	0.1202	0.0450	0.0111	0.0096	0.0118	0.0850	0.0464	0.0274	0.0489	0.0764
65 NC	0.0113	0.0231	0.1273	0.1330	0.0328	0.0160	0.0057	0.0052	0.0867	0.0489	0.0154	0.0204	0.0323
66 NH	0.0212	0.0364	0.0321	0.1120	0.1101	0.0498	0.0184	0.0134	0.1259	0.0474	0.0707	0.1111	0.1645
67 GA	0.0036	0.0257	0.1341	0.0886	0.0291	0.0077	0.0038	0.0035	0.0532	0.0362	0.0074	0.0120	0.0166
68 SC	0.0071	0.0227	0.1418	0.0876	0.0329	0.0036	0.0018	0.0016	0.0342	0.0217	0.0050	0.0086	0.0089
69 MD	0.0169	0.0136	0.0579	0.1286	0.0164	0.0141	0.0092	0.0093	0.1250	0.0894	0.0253	0.0611	0.1033
70 DE	0.0153	0.0072	0.0423	0.1166	0.0115	0.0147	0.0097	0.0068	0.1123	0.0754	0.0195	0.0470	0.0930
71 NJ	0.0149	0.0100	0.0432	0.1017	0.0174	0.0164	0.0073	0.0069	0.0960	0.0776	0.0287	0.0654	0.1304
72 DC	0.0158	0.0203	0.0669	0.1332	0.0381	0.0185	0.0104	0.0101	0.1014	0.0771	0.0267	0.0616	0.0994
73 AR	0.0251	0.0997	0.1972	0.1103	0.0888	0.0129	0.0054	0.0041	0.0521	0.0641	0.0140	0.0375	0.0483
74 LA	0.0083	0.0295	0.0769	0.0315	0.0430	0.0102	0.0075	0.0003	0.0098	0.0134	0.0031	0.0067	0.0078
75 MS	0.0077	0.0406	0.1035	0.0557	0.0572	0.0111	0.0059	0.0009	0.0394	0.0240	0.0044	0.0048	0.0161
76 MA	0.0106	0.0104	0.0358	0.0563	0.0216	0.0196	0.0196	0.0101	0.0306	0.0279	0.0383	0.0829	0.1585
77 CT	0.0126	0.0126	0.0423	0.0841	0.0292	0.0224	0.0146	0.0085	0.0534	0.0414	0.0418	0.0881	0.1602
78 RI	0.0106	0.0104	0.0358	0.0563	0.0216	0.0196	0.0196	0.0101	0.0306	0.0279	0.0383	0.0829	0.1585
79 ME	0.0161	0.0451	0.0117	0.0512	0.0819	0.0263	0.0229	0.0238	0.0856	0.0249	0.0562	0.0918	0.1020
80 VT	0.0230	0.0430	0.0380	0.1376	0.1247	0.0584	0.0245	0.0175	0.1506	0.0746	0.0812	0.1235	0.2292

0568A-Mai-21

TABLEAU 5.3 (suite)

MATRICE DE TRANSFERT SOURCE-RECEPTEUR 1980
CONCENTRATION DE SO4 SEC (UG/M3-TGS)

	14 GP	15 MTL	16 NB	17 NE	18 ANT	19 TN	20 WNY	21 ENY	22 SNA	23 NNA	24 NDA	25 LAB
1 ABI	0.2550	0.6797	0.3531	0.2123	0.1990	0.1066	0.1107	0.3309	0.3251	0.4038	0.3924	0.1485
2 CQB	0.2857	0.1808	0.0988	0.0706	0.2055	0.0807	0.0371	0.1027	0.0219	0.0729	0.0786	0.2085
3 NQB	0.0423	0.0525	0.0093	0.0079	0.0418	0.0194	0.0115	0.0287	0.0021	0.0088	0.0443	0.2589
10 NMN	0.0254	0.0246	0.0092	0.0083	0.0088	0.0058	0.0089	0.0118	0.0102	0.0122	0.0191	0.0416
11 SMN	0.0483	0.0515	0.0228	0.0179	0.0376	0.0156	0.0163	0.0192	0.0144	0.0335	0.0521	0.0251
12 NWO	0.1359	0.1285	0.1098	0.0560	0.0980	0.0267	0.0536	0.0476	0.0337	0.0946	0.2139	0.0817
13 NEO	0.2161	0.3624	0.2736	0.1588	0.1801	0.0747	0.1264	0.1637	0.1331	0.2802	0.9583	0.1185
14 SUD	0.2519	0.7178	0.4343	0.2792	0.1818	0.1111	0.3358	0.4112	0.3260	0.5636	0.5745	0.1139
15 SWO	0.1427	0.7026	0.4373	0.4611	0.1253	0.1707	1.5335	1.0834	0.8183	0.7498	0.0766	0.0669
16 SEO	0.2778	1.0903	0.6354	0.5517	0.2455	0.2610	0.1397	1.1124	0.8374	1.0281	0.0454	0.1330
17 SLV	0.4094	1.7617	0.8164	0.5539	0.3451	0.2696	0.0523	0.1573	0.3267	1.2246	0.0747	0.1862
18 NDA	0.1972	0.4981	0.2976	0.1802	0.1607	0.0844	0.2549	0.1343	0.1291	0.3443	5.4712	0.1202
19 GBY	1.9805	0.1087	0.5248	0.3821	1.0037	0.4786	0.0	0.0309	0.0815	0.3036	0.0361	0.3292
20 NBK	0.1970	0.0905	1.2545	1.1855	0.3575	0.4848	0.0181	0.0707	0.1518	0.1799	0.0345	0.1319
21 NSP	0.1452	0.0252	0.1421	1.7695	0.2033	0.7351	0.0086	0.0291	0.0546	0.0863	0.0	0.1094
22 NFL	0.0767	0.0175	0.0862	0.1200	0.1466	2.4155	0.0	0.0026	0.0117	0.0452	0.0077	0.1403
50 OHO	0.0676	0.3788	0.1656	0.2790	0.0370	0.0758	0.9322	0.7902	0.7016	0.3567	0.0714	0.0229
51 ILL	0.0897	0.3867	0.1865	0.1662	0.0837	0.0343	0.7754	0.4737	0.4069	0.3093	0.1504	0.0306
52 PEN	0.1155	0.3625	0.2372	0.4154	0.0728	0.0825	0.6150	0.9832	0.9101	0.3659	0.0848	0.0444
53 IND	0.0474	0.3506	0.1206	0.1478	0.0434	0.0486	0.7317	0.5235	0.4758	0.2840	0.1137	0.0186
54 KEN	0.0371	0.1577	0.0833	0.1264	0.0160	0.0248	0.4375	0.3333	0.3534	0.1364	0.0477	0.0123
55 MCH	0.1228	0.6730	0.3591	0.2907	0.1200	0.0994	0.9638	0.7916	0.6415	0.6079	0.1536	0.0537
56 TEN	0.0208	0.1090	0.0446	0.1019	0.0108	0.0253	0.2997	0.1886	0.1785	0.0779	0.0343	0.0081
57 MSU	0.0512	0.1803	0.0989	0.0941	0.0423	0.0112	0.3782	0.2419	0.2046	0.1437	0.2098	0.0204
58 WVR	0.0563	0.2906	0.1470	0.2494	0.0270	0.0480	0.4065	0.5374	0.4939	0.2568	0.0457	0.0183
59 NYK	0.2021	0.2936	0.4310	0.6308	0.1199	0.2016	0.1237	3.2080	1.7251	0.6454	0.0111	0.0558
60 ALA	0.0168	0.0721	0.0470	0.0519	0.0071	0.0068	0.1724	0.1212	0.1016	0.0775	0.0334	0.0068
61 WI	0.1255	0.4099	0.1519	0.1479	0.0916	0.0221	0.5473	0.4607	0.3587	0.3035	0.3251	0.0479
62 IA	0.0833	0.2582	0.1014	0.0726	0.0526	0.0203	0.3948	0.2897	0.1864	0.1747	0.2130	0.0400
63 MIN	0.0787	0.1840	0.0842	0.0577	0.0312	0.0217	0.1494	0.1311	0.0880	0.1377	0.1895	0.0385
64 VA	0.0514	0.1586	0.1430	0.2739	0.0368	0.0491	0.1478	0.2729	0.3889	0.2285	0.0215	0.0250
65 NC	0.0291	0.0993	0.0819	0.1538	0.0303	0.0355	0.2075	0.2077	0.1968	0.1200	0.0222	0.0170
66 NH	0.3122	0.1907	0.7013	0.7917	0.2130	0.3407	0.0591	0.1360	1.7800	0.8822	0.0115	0.1010
67 GA	0.0143	0.0445	0.0251	0.0690	0.0073	0.0144	0.1143	0.1159	0.1265	0.0474	0.0487	0.0073
68 SC	0.0147	0.0590	0.0257	0.0613	0.0105	0.0325	0.1001	0.1162	0.0963	0.0552	0.0274	0.0082
69 MD	0.1224	0.2785	0.1866	0.3140	0.0510	0.0689	0.1371	0.4385	0.4932	0.3003	0.0329	0.0300
70 DE	0.1064	0.2197	0.1928	0.3422	0.0689	0.0878	0.1097	0.2920	0.4583	0.3168	0.0224	0.0310
71 NJ	0.1440	0.2366	0.2759	0.4830	0.1107	0.1307	0.1059	0.3191	0.9290	0.3704	0.0142	0.0377
72 DC	0.1078	0.2597	0.1772	0.2976	0.0470	0.0489	0.1455	0.4076	0.4447	0.2847	0.0525	0.0277
73 AR	0.0257	0.0705	0.0289	0.0263	0.0054	0.0166	0.1948	0.1459	0.1092	0.0572	0.0499	0.0046
74 LA	0.0070	0.0173	0.0110	0.0131	0.0043	0.0007	0.0422	0.0409	0.0404	0.0163	0.0054	0.0016
75 MS	0.0083	0.0521	0.0317	0.0410	0.0051	0.0069	0.1182	0.0927	0.0638	0.0553	0.0270	0.0015
76 MA	0.2218	0.1141	0.4428	0.7667	0.1320	0.2064	0.0547	0.1457	2.5330	0.4073	0.0090	0.0540
77 CT	0.2025	0.1913	0.3809	0.6649	0.1226	0.1925	0.0842	0.2088	1.3933	0.4915	0.0043	0.0514
78 RI	0.2218	0.1141	0.4428	0.7667	0.1320	0.2064	0.0547	0.1457	2.5330	0.4073	0.0090	0.0540
79 ME	0.3217	0.1066	0.9416	0.9475	0.2731	0.3989	0.0407	0.0924	0.2149	2.5935	0.0110	0.1265
80 VT	0.2878	0.3384	0.6208	0.7003	0.1919	0.3184	0.0911	1.0395	2.1732	1.1635	0.0160	0.1025

06/86-Mai-21

TABLEAU 5.4

MATRICE DE TRANSFERT SOURCE-RECEPTEUR 1980
CONCENTRATION DE SO4 HUM.(UG/M3-TGS)

	1 NEO	2 CEO	3 SWO	4 SEO	5 SUD	6 SBJ	7 PBL	8 NQB	9 OTT	10 ABI	11 NIT	12 CHI	13 LSJ
1 ABI	0.0057	0.0090	0.0036	0.0101	0.0068	0.0116	0.0041	0.0032	0.0323	0.2232	0.0081	0.0194	0.0531
2 CQB	0.0029	0.0020	0.0014	0.0039	0.0027	0.0164	0.0153	0.0098	0.0054	0.0083	0.1543	0.0588	0.0230
3 NQB	0.0011	0.0004	0.0003	0.0012	0.0002	0.0038	0.0060	0.0911	0.0020	0.0022	0.0124	0.0072	0.0042
10 NMN	0.0035	0.0018	0.0007	0.0008	0.0005	0.0018	0.0050	0.0033	0.0006	0.0013	0.0026	0.0011	0.0009
11 SMN	0.0066	0.0036	0.0019	0.0017	0.0010	0.0067	0.0043	0.0016	0.0014	0.0038	0.0027	0.0043	0.0020
12 NWO	0.0151	0.0133	0.0051	0.0037	0.0034	0.0125	0.0083	0.0026	0.0025	0.0107	0.0055	0.0088	0.0095
13 NEO	0.0189	0.1442	0.0138	0.0179	0.0250	0.0131	0.0065	0.0029	0.0113	0.0222	0.0064	0.0117	0.0148
14 SUD	0.0043	0.0220	0.0379	0.0918	1.2320	0.0074	0.0032	0.0021	0.0641	0.0298	0.0050	0.0094	0.0169
15 SWO	0.0012	0.0020	0.2115	0.0436	0.0039	0.0024	0.0011	0.0010	0.0184	0.0082	0.0022	0.0050	0.0083
16 SEO	0.0013	0.0015	0.0038	0.0081	0.0052	0.0025	0.0015	0.0010	0.0093	0.0043	0.0032	0.0065	0.0121
17 SLV	0.0010	0.0022	0.0011	0.0034	0.0038	0.0028	0.0015	0.0014	0.0070	0.0057	0.0033	0.0059	0.0179
18 NDA	0.0050	0.0137	0.0074	0.0261	0.0172	0.0132	0.0054	0.0031	0.0312	0.1162	0.0070	0.0157	0.0316
19 GBY	0.0011	0.0009	0.0001	0.0005	0.0003	0.0032	0.0030	0.0029	0.0015	0.0016	0.0047	0.0079	0.0113
20 NBK	0.0005	0.0011	0.0003	0.0011	0.0019	0.0005	0.0005	0.0009	0.0035	0.0009	0.0016	0.0027	0.0037
21 NSP	0.0002	0.0001	0.0002	0.0005	0.0007	0.0001	0.0006	0.0009	0.0009	0.0002	0.0015	0.0017	0.0021
22 NFL	0.0005	0.0002	0.0000	0.0	0.0	0.0006	0.0011	0.0010	0.0	0.0003	0.0012	0.0022	0.0014
50 OHO	0.0009	0.0013	0.0143	0.0113	0.0021	0.0012	0.0010	0.0006	0.0067	0.0029	0.0014	0.0020	0.0037
51 ILL	0.0020	0.0078	0.0197	0.0133	0.0116	0.0030	0.0016	0.0006	0.0104	0.0060	0.0012	0.0022	0.0040
52 PEN	0.0006	0.0010	0.0042	0.0101	0.0028	0.0014	0.0005	0.0007	0.0051	0.0028	0.0013	0.0028	0.0047
53 IND	0.0010	0.0042	0.0180	0.0114	0.0075	0.0020	0.0010	0.0003	0.0076	0.0045	0.0008	0.0016	0.0031
54 KEN	0.0005	0.0013	0.0097	0.0058	0.0031	0.0012	0.0007	0.0003	0.0051	0.0027	0.0007	0.0010	0.0016
55 MCH	0.0016	0.0065	0.0679	0.0254	0.0140	0.0026	0.0015	0.0010	0.0165	0.0070	0.0020	0.0033	0.0056
56 TEN	0.0003	0.0015	0.0072	0.0042	0.0030	0.0006	0.0004	0.0001	0.0040	0.0019	0.0005	0.0007	0.0011
57 MSU	0.0018	0.0055	0.0095	0.0054	0.0051	0.0018	0.0007	0.0002	0.0047	0.0038	0.0010	0.0017	0.0023
58 WVR	0.0002	0.0006	0.0046	0.0064	0.0011	0.0013	0.0005	0.0004	0.0044	0.0022	0.0010	0.0018	0.0031
59 NYK	0.0003	0.0004	0.0013	0.0030	0.0007	0.0009	0.0006	0.0003	0.0017	0.0017	0.0012	0.0026	0.0044
60 ALA	0.0002	0.0010	0.0041	0.0026	0.0021	0.0003	0.0003	0.0001	0.0015	0.0009	0.0002	0.0003	0.0006
61 WI	0.0044	0.0134	0.0175	0.0150	0.0191	0.0032	0.0021	0.0009	0.0118	0.0082	0.0017	0.0040	0.0064
62 IA	0.0039	0.0082	0.0112	0.0086	0.0104	0.0034	0.0014	0.0005	0.0079	0.0052	0.0015	0.0027	0.0042
63 MIN	0.0052	0.0083	0.0077	0.0069	0.0078	0.0049	0.0029	0.0009	0.0057	0.0055	0.0022	0.0037	0.0040
64 VA	0.0003	0.0007	0.0022	0.0033	0.0012	0.0003	0.0002	0.0003	0.0024	0.0013	0.0007	0.0013	0.0021
65 NC	0.0003	0.0006	0.0030	0.0033	0.0009	0.0004	0.0001	0.0001	0.0024	0.0013	0.0004	0.0005	0.0009
66 NH	0.0006	0.0009	0.0008	0.0032	0.0029	0.0013	0.0005	0.0003	0.0035	0.0012	0.0017	0.0028	0.0048
67 GA	0.0001	0.0007	0.0034	0.0023	0.0008	0.0002	0.0001	0.0001	0.0014	0.0010	0.0002	0.0003	0.0004
68 SC	0.0002	0.0006	0.0034	0.0022	0.0009	0.0001	0.0000	0.0000	0.0009	0.0006	0.0001	0.0002	0.0002
69 MD	0.0004	0.0003	0.0015	0.0034	0.0004	0.0004	0.0002	0.0002	0.0032	0.0022	0.0007	0.0016	0.0027
70 DE	0.0004	0.0002	0.0011	0.0030	0.0003	0.0004	0.0002	0.0002	0.0029	0.0019	0.0005	0.0012	0.0024
71 NJ	0.0004	0.0002	0.0011	0.0026	0.0004	0.0004	0.0002	0.0002	0.0024	0.0018	0.0007	0.0017	0.0033
72 DC	0.0004	0.0005	0.0018	0.0036	0.0010	0.0005	0.0003	0.0003	0.0026	0.0020	0.0007	0.0016	0.0026
73 AR	0.0006	0.0024	0.0049	0.0027	0.0023	0.0003	0.0001	0.0001	0.0014	0.0017	0.0004	0.0010	0.0013
74 LA	0.0002	0.0008	0.0020	0.0008	0.0011	0.0003	0.0002	0.0000	0.0003	0.0004	0.0001	0.0002	0.0002
75 MS	0.0002	0.0011	0.0027	0.0015	0.0015	0.0003	0.0002	0.0000	0.0010	0.0006	0.0001	0.0001	0.0004
76 MA	0.0003	0.0003	0.0009	0.0015	0.0005	0.0005	0.0005	0.0003	0.0007	0.0007	0.0009	0.0020	0.0041
77 CT	0.0003	0.0003	0.0011	0.0023	0.0007	0.0006	0.0004	0.0002	0.0013	0.0010	0.0010	0.0022	0.0041
78 RI	0.0003	0.0003	0.0009	0.0015	0.0005	0.0005	0.0005	0.0003	0.0007	0.0007	0.0009	0.0020	0.0041
79 ME	0.0004	0.0011	0.0003	0.0013	0.0021	0.0007	0.0006	0.0005	0.0023	0.0007	0.0013	0.0023	0.0028
80 VT	0.0006	0.0011	0.0010	0.0041	0.0036	0.0016	0.0006	0.0004	0.0042	0.0019	0.0019	0.0032	0.0067

056184-Mar-23
Ministère des Communications

TABLEAU 5.4 (suite)

MATRICE DE TRANSFERT SOURCE-RECEPTEUR 1980
CONCENTRATION DE SO4 HUM.(UG/M3-TGS)

	14 GP	15 MTL	16 NB	17 NE	18 ANT	19 TN	20 WNY	21 ENY	22 SNA	23 NNA	24 NDA	25 LAB
1 ABI	0.0109	0.0449	0.0153	0.0095	0.0072	0.0039	0.0044	0.0163	0.0156	0.0214	0.0232	0.0054
2 QQB	0.0198	0.0111	0.0068	0.0051	0.0120	0.0051	0.0022	0.0056	0.0013	0.0048	0.0052	0.0121
3 NQB	0.0032	0.0028	4.0007	0.0006	0.0033	0.0017	0.0007	0.0015	0.0001	0.0005	0.0022	0.0208
10 NMN	0.0009	0.0008	0.0004	0.0003	0.0003	0.0002	0.0003	0.0004	0.0003	0.0004	0.0006	0.0014
11 SMN	0.0014	0.0016	0.0007	0.0006	0.0011	0.0005	0.0006	0.0008	0.0005	0.0010	0.0015	0.0008
12 NWO	0.0039	0.0043	0.0036	0.0020	0.0029	0.0010	0.0021	0.0016	0.0012	0.0030	0.0070	0.0024
13 NEO	0.0063	0.0125	0.0082	0.0049	0.0051	0.0023	0.0048	0.0063	0.0050	0.0091	0.0407	0.0036
14 SUD	0.0080	0.0265	0.0135	0.0084	0.0058	0.0033	0.0129	0.0155	0.0121	0.0181	0.0278	0.0037
15 SWO	0.0041	0.0197	0.0109	0.0109	0.0033	0.0042	0.0870	0.0343	0.0218	0.0189	0.0029	0.0019
16 SEO	0.0087	0.1123	0.0183	0.0148	0.0075	0.0069	0.0050	0.0847	0.0391	0.0365	0.0017	0.0038
17 SLV	0.0134	0.2266	0.0297	0.0172	0.0106	0.0079	0.0022	0.0063	0.0145	0.0808	0.0025	0.0054
18 NDA	0.0078	0.0256	0.0117	0.0073	0.0059	0.0030	0.0116	0.0063	0.0061	0.0161	1.2720	0.0043
19 GBY	0.2475	0.0039	0.0250	0.0164	0.0413	0.0171	0.0	0.0012	0.0030	0.0109	0.0012	0.0114
20 NBK	0.0069	0.0034	0.1423	0.0757	0.0124	0.0164	0.0006	0.0026	0.0058	0.0087	0.0012	0.0045
21 NSP	0.0051	0.0009	0.0054	0.2098	0.0071	0.0267	0.0003	0.0010	0.0020	0.0032	0.0	0.0038
22 NFL	0.0031	0.0006	0.0035	0.0049	0.0058	0.3481	0.0	0.0001	0.0004	0.0016	0.0003	0.0051
50 OHO	0.0017	0.0097	0.0042	0.0065	0.0010	0.0017	0.0265	0.0193	0.0163	0.0088	0.0020	0.0006
51 ILL	0.0022	0.0091	0.0043	0.0038	0.0019	0.0008	0.0182	0.0110	0.0095	0.0073	0.0042	0.0008
52 PEN	0.0030	0.0099	0.0061	0.0096	0.0018	0.0019	0.0284	0.0310	0.0231	0.0095	0.0023	0.0011
53 IND	0.0012	0.0083	0.0030	0.0035	0.0011	0.0012	0.0175	0.0122	0.0108	0.0067	0.0031	0.0005
54 KEN	0.0009	0.0039	0.0020	0.0030	0.0004	0.0006	0.0105	0.0080	0.0083	0.0033	0.0013	0.0003
55 MCH	0.0030	0.0160	0.0082	0.0067	0.0028	0.0022	0.0259	0.0189	0.0148	0.0140	0.0050	0.0013
56 TEN	0.0005	0.0028	0.0012	0.0023	0.0003	0.0006	0.0073	0.0047	0.0043	0.0020	0.0010	0.0002
57 MSU	0.0013	0.0044	0.0024	0.0022	0.0010	0.0003	0.0089	0.0056	0.0047	0.0034	0.0049	0.0005
58 WVR	0.0014	0.0075	0.0037	0.0059	0.0007	0.0011	0.0113	0.0137	0.0121	0.0065	0.0012	0.0005
59 NYK	0.0051	0.0089	0.0110	0.0150	0.0030	0.0047	0.0042	0.4558	0.1136	0.0188	0.0003	0.0014
60 ALA	0.0004	0.0019	0.0012	0.0013	0.0002	0.0002	0.0044	0.0031	0.0025	0.0020	0.0009	0.0002
61 WI	0.0030	0.0094	0.0035	0.0034	0.0021	0.0005	0.0130	0.0108	0.0084	0.0070	0.0083	0.0012
62 IA	0.0020	0.0062	0.0025	0.0018	0.0013	0.0005	0.0096	0.0070	0.0043	0.0043	0.0051	0.0009
63 MIN	0.0019	0.0044	0.0020	0.0013	0.0008	0.0006	0.0036	0.0031	0.0021	0.0032	0.0045	0.0010
64 VA	0.0014	0.0042	0.0035	0.0064	0.0009	0.0012	0.0040	0.0074	0.0100	0.0058	0.0006	0.0006
65 NC	0.0008	0.0026	0.0019	0.0037	0.0007	0.0009	0.0049	0.0052	0.0051	0.0030	0.0006	0.0004
66 NH	0.0079	0.0061	0.0216	0.0204	0.0054	0.0079	0.0017	0.0049	0.2140	0.0510	0.0003	0.0025
67 GA	0.0004	0.0012	0.0007	0.0016	0.0002	0.0003	0.0029	0.0028	0.0031	0.0012	0.0013	0.0002
68 SC	0.0004	0.0015	0.0007	0.0015	0.0003	0.0007	0.0026	0.0030	0.0025	0.0014	0.0007	0.0002
69 MD	0.0031	0.0071	0.0049	0.0076	0.0013	0.0016	0.0039	0.0131	0.0142	0.0080	0.0010	0.0008
70 DE	0.0027	0.0056	0.0050	0.0083	0.0017	0.0020	0.0031	0.0084	0.0131	0.0083	0.0006	0.0008
71 NJ	0.0038	0.0065	0.0073	0.0116	0.0028	0.0030	0.0030	0.0124	0.0348	0.0101	0.0004	0.0009
72 DC	0.0027	0.0066	0.0045	0.0072	0.0012	0.0011	0.0041	0.0115	0.0125	0.0074	0.0014	0.0007
73 AR	0.0007	0.0018	0.0008	0.0007	0.0001	0.0004	0.0047	0.0034	0.0026	0.0014	0.0013	0.0001
74 LA	0.0002	0.0004	0.0003	0.0003	0.0001	0.0000	0.0011	0.0011	0.0010	0.0004	0.0001	0.0000
75 MS	0.0002	0.0014	0.0008	0.0010	0.0001	0.0002	0.0031	0.0024	0.0016	0.0014	0.0007	0.0000
76 MA	0.0054	0.0032	0.0114	0.0192	0.0033	0.0049	0.0014	0.0055	0.3283	0.0122	0.0003	0.0013
77 CT	0.0051	0.0054	0.0099	0.0161	0.0031	0.0045	0.0024	0.0087	0.1443	0.0142	0.0002	0.0013
78 RI	0.0054	0.0032	0.0114	0.0192	0.0033	0.0049	0.0014	0.0055	0.3283	0.0122	0.0003	0.0013
79 ME	0.0082	0.0030	0.0406	0.0292	0.0069	0.0095	0.0011	0.0026	0.0077	0.3341	0.0003	0.0031
80 VT	0.0073	0.0133	0.0175	0.0170	0.0048	0.0072	0.0027	0.1168	0.1982	0.0504	0.0004	0.0025

06/86-Mai-21

TABLEAU 5.5

MATRICE DE TRANSFERT SOURCE-RECEPTEUR 1980
DEPOT DE SO2 SEC (KG/HA-AN-TGS)
PENDANT LES PERIODES SECHES

	1 NEO	2 CEO	3 SWO	4 SEO	5 SUD	6 SBJ	7 PBL	8 NQB	9 OTT	10 ABI	11 NIT	12 CHI	13 LSJ
1 ABI	0.2453	0.3776	0.1099	0.3756	0.2286	0.4687	0.1378	0.0926	1.3395	7.1305	0.2884	0.7587	2.2005
2 CQB	0.0750	0.0392	0.0263	0.0818	0.0544	0.5305	0.5287	0.3028	0.1287	0.2114	4.6122	2.0325	0.7096
3 NQB	0.0228	0.0047	0.0052	0.0254	0.0031	0.1037	0.1852	2.9357	0.0462	0.0469	0.3516	0.1763	0.0866
10 NMN	0.0998	0.0473	0.0145	0.0161	0.0125	0.0455	0.1313	0.0859	0.0128	0.0301	0.0604	0.0247	0.0163
11 SMN	0.2087	0.1025	0.0420	0.0350	0.0262	0.1640	0.0957	0.0322	0.0302	0.0954	0.0546	0.0937	0.0412
12 NWO	0.6661	0.5474	0.1508	0.0986	0.1114	0.4306	0.2730	0.0665	0.0603	0.3515	0.1505	0.2403	0.2553
13 NEO	0.9665	6.5252	0.5635	0.6757	1.2145	0.5605	0.2299	0.0792	0.4064	1.0688	0.2110	0.4456	0.5779
14 SUD	0.1618	1.1782	2.0805	4.8370	43.0125	0.2925	0.1131	0.0538	3.5090	1.5533	0.1544	0.3391	0.6918
15 SWO	0.0298	0.0794	10.1935	2.6967	0.1719	0.0786	0.0326	0.0262	1.0046	0.3820	0.0750	0.1926	0.3418
16 SEO	0.0444	0.0642	0.1514	0.4382	0.2575	0.0918	0.0514	0.0272	0.5321	0.2206	0.1152	0.2799	0.6269
17 SLV	0.0400	0.0867	0.0324	0.1335	0.1323	0.1269	0.0560	0.0364	0.3448	0.3192	0.1128	0.2724	1.0302
18 NDA	0.1722	0.6177	0.2844	1.0629	0.7835	0.5316	0.1869	0.0830	1.2400	4.1092	0.2299	0.5996	1.3067
19 GBY	0.0359	0.0192	0.0017	0.0103	0.0044	0.1026	0.1104	0.0806	0.0374	0.0454	0.1875	0.3771	0.5507
20 NBK	0.0121	0.0214	0.0045	0.0214	0.0320	0.0134	0.0132	0.0214	0.0795	0.0237	0.0495	0.1001	0.1319
21 NSP	0.0033	0.0026	0.0032	0.0120	0.0138	0.0030	0.0119	0.0220	0.0240	0.0046	0.0388	0.0550	0.0633
22 NFL	0.0092	0.0035	0.0004	0.0	0.0	0.0155	0.0265	0.0333	0.0	0.0058	0.0357	0.0674	0.0391
50 OHO	0.0387	0.0538	0.8696	0.5986	0.1073	0.0486	0.0293	0.0132	0.3174	0.1309	0.0373	0.0674	0.1376
51 ILL	0.0694	0.3779	1.1458	0.5873	0.6161	0.0937	0.0444	0.0127	0.4450	0.2494	0.0312	0.0672	0.1359
52 PEN	0.0153	0.0315	0.2222	0.5738	0.1010	0.0494	0.0168	0.0166	0.2524	0.1238	0.0432	0.1024	0.1915
53 IND	0.0366	0.1761	1.0037	0.4752	0.3178	0.0606	0.0278	0.0081	0.3094	0.1629	0.0222	0.0476	0.1035
54 KEN	0.0172	0.0472	0.4034	0.2058	0.1118	0.0357	0.0192	0.0062	0.1763	0.0863	0.0168	0.0276	0.0496
55 MCH	0.0645	0.3975	4.2530	1.5379	0.8635	0.1222	0.0495	0.0256	0.8343	0.3542	0.0737	0.1341	0.2243
56 TEN	0.0080	0.0445	0.2457	0.1353	0.0980	0.0181	0.0121	0.0031	0.1296	0.0607	0.0122	0.0191	0.0317
57 MSU	0.0564	0.1829	0.4152	0.2152	0.1941	0.0517	0.0165	0.0046	0.1789	0.1196	0.0234	0.0466	0.0677
58 WVR	0.0073	0.0263	0.2070	0.3164	0.0475	0.0407	0.0165	0.0082	0.2096	0.0885	0.0239	0.0565	0.1112
59 NYK	0.0125	0.0102	0.0484	0.1531	0.0208	0.0328	0.0169	0.0073	0.0857	0.0934	0.0434	0.1079	0.2091
60 ALA	0.0051	0.0307	0.1391	0.0797	0.0693	0.0098	0.0072	0.0014	0.0472	0.0235	0.0045	0.0071	0.0168
61 WI	0.1863	0.7935	0.9322	0.6355	1.0614	0.1171	0.0673	0.0238	0.4356	0.3657	0.0483	0.1398	0.2178
62 IA	0.1441	0.3445	0.4826	0.3013	0.4018	0.1057	0.0377	0.0139	0.2536	0.1764	0.0452	0.0738	0.1113
63 MIN	0.2188	0.3351	0.2972	0.2198	0.3141	0.1718	0.0986	0.0235	0.1911	0.1778	0.0646	0.0989	0.1028
64 VA	0.0102	0.0259	0.0769	0.1423	0.0507	0.0077	0.0061	0.0078	0.1042	0.0529	0.0177	0.0434	0.0763
65 NC	0.0070	0.0190	0.0963	0.1184	0.0357	0.0122	0.0042	0.0038	0.0971	0.0516	0.0108	0.0175	0.0301
66 NH	0.0211	0.0362	0.0279	0.1616	0.1225	0.0564	0.0174	0.0100	0.1818	0.0601	0.0665	0.1213	0.2632
67 GA	0.0019	0.0200	0.1042	0.0734	0.0311	0.0069	0.0040	0.0017	0.0401	0.0300	0.0046	0.0080	0.0127
68 SC	0.0045	0.0171	0.1037	0.0740	0.0309	0.0034	0.0009	0.0011	0.0392	0.0211	0.0039	0.0089	0.0091
69 MD	0.0136	0.0101	0.0552	0.1395	0.0103	0.0081	0.0049	0.0059	0.1331	0.0891	0.0238	0.0543	0.0998
70 DE	0.0117	0.0048	0.0433	0.1201	0.0066	0.0100	0.0053	0.0054	0.1219	0.0799	0.0182	0.0450	0.0934
71 NJ	0.0137	0.0052	0.0396	0.1113	0.0097	0.0175	0.0050	0.0050	0.1121	0.0741	0.0273	0.0661	0.1424
72 DC	0.0149	0.0157	0.0644	0.1517	0.0310	0.0112	0.0064	0.0066	0.1112	0.0783	0.0224	0.0571	0.0963
73 AR	0.0145	0.0652	0.1593	0.0822	0.0718	0.0085	0.0032	0.0019	0.0411	0.0455	0.0073	0.0201	0.0302
74 LA	0.0065	0.0213	0.0544	0.0209	0.0241	0.0059	0.0045	0.0002	0.0046	0.0072	0.0018	0.0032	0.0038
75 MS	0.0052	0.0309	0.0786	0.0402	0.0468	0.0072	0.0034	0.0005	0.0262	0.0150	0.0021	0.0028	0.0091
76 MA	0.0096	0.0071	0.0301	0.0667	0.0143	0.0185	0.0144	0.0071	0.0261	0.0337	0.0366	0.0752	0.1913
77 CT	0.0137	0.0081	0.0379	0.1062	0.0207	0.0233	0.0096	0.0060	0.0549	0.0510	0.0388	0.0865	0.1841
78 RI	0.0096	0.0071	0.0301	0.0667	0.0143	0.0185	0.0144	0.0071	0.0261	0.0337	0.0366	0.0752	0.1913
79 ME	0.0156	0.0367	0.0069	0.0443	0.0564	0.0271	0.0242	0.0146	0.0956	0.0352	0.0469	0.0979	0.1310
80 VT	0.0245	0.0454	0.0374	0.2234	0.1791	0.0681	0.0253	0.0143	0.2283	0.0956	0.0779	0.1484	0.3748

TABLEAU 5.5 (suite)

MATRICE DE TRANSFERT SOURCE-RECEPTEUR 1980
DEPOT DE SO2 SEC (KG/HA-AN-TGS)
PENDANT LES PERIODES SECHES

	14 GP	15 MTL	16 NB	17 NE	18 ANT	19 TN	20 WNY	21 ENY	22 SNA	23 NNA	24 NDA	25 LAB
1 ABI	0.3976	1.8507	0.4838	0.2257	0.2159	0.0881	0.1488	0.5886	0.5053	0.7670	1.0930	0.1541
2 CQB	0.5477	0.3310	0.1551	0.1024	0.2848	0.0958	0.0397	0.1384	0.0328	0.1157	0.1129	0.3172
3 NQB	0.0679	0.0578	0.0117	0.0097	0.0632	0.0303	0.0143	0.0265	0.0028	0.0097	0.0446	0.5837
10 NMN	0.0170	0.0144	0.0065	0.0052	0.0050	0.0034	0.0065	0.0076	0.0058	0.0077	0.0129	0.0270
11 SMN	0.0306	0.0322	0.0112	0.0097	0.0216	0.0071	0.0126	0.0137	0.0096	0.0190	0.0419	0.0148
12 NWO	0.0944	0.1113	0.0750	0.0376	0.0607	0.0164	0.0483	0.0372	0.0253	0.0666	0.3015	0.0556
13 NEO	0.1955	0.4029	0.2122	0.1045	0.1322	0.0469	0.1543	0.1892	0.1296	0.2426	2.2259	0.0930
14 SUD	0.2498	1.2369	0.4301	0.2151	0.1495	0.0697	0.6039	0.6450	0.4148	0.6573	1.4290	0.0919
15 SWO	0.1243	1.0385	0.3963	0.3243	0.0834	0.0993	4.9437	2.0275	1.0530	0.8414	0.1413	0.0464
16 SEO	0.3503	5.2217	0.8980	0.5519	0.2326	0.1966	0.1964	4.2745	2.1517	2.1793	0.0836	0.1127
17 SLV	0.6333	9.5402	1.6793	0.7291	0.3789	0.2321	0.0652	0.2617	0.7673	4.3282	0.1219	0.1788
18 NDA	0.2579	0.9694	0.3388	0.1718	0.1593	0.0652	0.4339	0.2059	0.1820	0.4976	37.2825	0.1084
19 GBY	10.5350	0.1259	1.3197	0.7395	2.2015	0.6363	0.0	0.0231	0.0806	0.4602	0.0303	0.4912
20 NBK	0.2761	0.1065	6.3472	4.0600	0.4889	0.6516	0.0113	0.0870	0.2140	0.4382	0.0358	0.1421
21 NSP	0.1932	0.0295	0.2228	9.0835	0.2829	1.2788	0.0080	0.0261	0.0574	0.1086	0.0	0.1364
22 NFL	0.1229	0.0117	0.1429	0.2261	0.2616	13.9800	0.0	0.0029	0.0102	0.0447	0.0046	0.2278
50 OHO	0.0487	0.3908	0.1252	0.1825	0.0265	0.0380	1.6052	0.9553	0.6934	0.2886	0.1025	0.0146
51 ILL	0.0589	0.3073	0.1134	0.0888	0.0423	0.0184	0.8233	0.3905	0.2721	0.2083	0.2052	0.0164
52 PEN	0.0941	0.4860	0.2020	0.3323	0.0489	0.0474	1.7460	2.0080	1.3144	0.4002	0.0872	0.0309
53 IND	0.0383	0.2762	0.0839	0.0852	0.0242	0.0234	0.8311	0.4737	0.3615	0.1900	0.1021	0.0107
54 KEN	0.0244	0.1236	0.0508	0.0780	0.0126	0.0127	0.4090	0.2663	0.2481	0.0994	0.0487	0.0079
55 MCH	0.0976	0.7348	0.2631	0.1774	0.0772	0.0538	1.4937	0.8715	0.5643	0.5137	0.2854	0.0317
56 TEN	0.0122	0.0828	0.0306	0.0564	0.0058	0.0132	0.2395	0.1627	0.1266	0.0594	0.0453	0.0051
57 MSU	0.0330	0.1438	0.0576	0.0486	0.0211	0.0057	0.3279	0.1721	0.1311	0.0931	0.1495	0.0102
58 WVR	0.0433	0.2948	0.1036	0.1639	0.0167	0.0233	0.6152	0.6394	0.4964	0.2193	0.0370	0.0122
59 NYK	0.1967	0.4989	0.5177	0.6891	0.0969	0.1410	0.2482	20.0837	6.4720	1.1587	0.0099	0.0444
60 ALA	0.0104	0.0509	0.0304	0.0285	0.0034	0.0037	0.1441	0.1051	0.0731	0.0556	0.0265	0.0032
61 WI	0.0904	0.2935	0.0832	0.0726	0.0562	0.0124	0.5185	0.3312	0.2208	0.1851	0.4280	0.0284
62 IA	0.0477	0.1711	0.0567	0.0367	0.0287	0.0104	0.3252	0.1958	0.1073	0.1038	0.1921	0.0217
63 MIN	0.0466	0.1140	0.0466	0.0264	0.0180	0.0115	0.1072	0.0825	0.0475	0.0745	0.1550	0.0221
64 VA	0.0462	0.1632	0.1124	0.1862	0.0206	0.0325	0.1880	0.3640	0.4169	0.2273	0.0192	0.0152
65 NC	0.0193	0.0901	0.0574	0.0986	0.0146	0.0257	0.1863	0.1963	0.1845	0.0970	0.0219	0.0088
66 NH	0.3610	0.3479	1.4011	1.1740	0.2249	0.3019	0.0812	0.2865	9.8237	3.0617	0.0096	0.0866
67 GA	0.0094	0.0344	0.0189	0.0404	0.0039	0.0083	0.1013	0.0897	0.0904	0.0340	0.0435	0.0039
68 SC	0.0105	0.0455	0.0193	0.0410	0.0061	0.0178	0.0845	0.0923	0.0759	0.0371	0.0228	0.0040
69 MD	0.0992	0.3010	0.1732	0.2573	0.0367	0.0453	0.1905	0.7615	0.8060	0.3451	0.0549	0.0193
70 DE	0.0885	0.2350	0.1810	0.2897	0.0518	0.0618	0.1489	0.4653	0.7346	0.3650	0.0305	0.0192
71 NJ	0.1367	0.3354	0.2911	0.4981	0.0831	0.0897	0.1436	0.7612	2.3077	0.5191	0.0123	0.0257
72 DC	0.0847	0.2750	0.1595	0.2364	0.0303	0.0342	0.2129	0.6199	0.6799	0.3058	0.0656	0.0180
73 AR	0.0148	0.0482	0.0190	0.0140	0.0028	0.0072	0.1434	0.0953	0.0665	0.0354	0.0398	0.0021
74 LA	0.0031	0.0100	0.0053	0.0060	0.0017	0.0005	0.0288	0.0280	0.0232	0.0085	0.0022	0.0007
75 MS	0.0046	0.0348	0.0172	0.0210	0.0033	0.0038	0.1005	0.0706	0.0433	0.0329	0.0183	0.0009
76 MA	0.1995	0.1630	0.5763	1.0550	0.1237	0.1630	0.0535	0.3190	14.5410	0.7262	0.0123	0.0421
77 CT	0.1976	0.2865	0.4680	0.8067	0.1039	0.1386	0.1145	0.5040	6.9462	0.8316	0.0136	0.0407
78 RI	0.1995	0.1630	0.5763	1.0550	0.1237	0.1630	0.0535	0.3190	14.5410	0.7262	0.0123	0.0421
79 ME	0.3949	0.1560	2.6537	1.9120	0.3070	0.4199	0.0380	0.1301	0.4454	15.0273	0.0102	0.1179
80 VT	0.3279	0.8226	1.0721	0.8692	0.1823	0.2532	0.1492	5.6292	10.1945	3.2825	0.0133	0.0835

0667M-Mai-21

TABLEAU 5.6

MATRICE DE TRANSFERT SOURCE-RECEPTEUR 1980
DEPOT DE SO2 SEC (KG/HA-AN-TGS)
PENDANT LES PERIODES HUMIDES

	1 NEO	2 CEO	3 SWO	4 SEO	5 SUD	6 SBJ	7 PBL	8 NQB	9 OTT	10 ABI	11 NIT	12 CHI	13 LSJ
1 ABI	0.0376	0.0536	0.0127	0.0681	0.0338	0.0975	0.0234	0.0111	0.2992	2.3985	0.0417	0.1355	0.4853
2 CQB	0.0125	0.0058	0.0035	0.0129	0.0084	0.1194	0.1401	0.0567	0.0226	0.0391	1.7366	0.5676	0.1587
3 NQB	0.0023	0.0006	0.0005	0.0034	0.0005	0.0133	0.0235	1.0055	0.0068	0.0056	0.0724	0.0292	0.0131
10 NMN	0.0088	0.0042	0.0011	0.0013	0.0011	0.0037	0.0104	0.0065	0.0011	0.0024	0.0045	0.0021	0.0012
11 SMN	0.0151	0.0079	0.0038	0.0029	0.0024	0.0102	0.0065	0.0021	0.0023	0.0061	0.0033	0.0056	0.0026
12 NWO	0.0686	0.0602	0.0139	0.0083	0.0102	0.0337	0.0234	0.0049	0.0055	0.0291	0.0107	0.0153	0.0185
13 NEO	0.1485	1.4722	0.0680	0.0767	0.1837	0.0599	0.0204	0.0063	0.0378	0.1222	0.0178	0.0404	0.0505
14 SUD	0.0215	0.2114	0.3241	0.8552	12.5682	0.0363	0.0126	0.0046	0.5042	0.2255	0.0149	0.0352	0.0728
15 SWO	0.0035	0.0093	2.0300	0.3607	0.0242	0.0078	0.0031	0.0018	0.1251	0.0433	0.0069	0.0188	0.0335
16 SEO	0.0042	0.0059	0.0164	0.0681	0.0268	0.0103	0.0060	0.0021	0.0782	0.0232	0.0101	0.0319	0.0754
17 SLV	0.0035	0.0073	0.0030	0.0132	0.0102	0.0138	0.0063	0.0026	0.0378	0.0401	0.0103	0.0323	0.1537
18 NDA	0.0305	0.1147	0.0383	0.2027	0.1316	0.1135	0.0280	0.0094	0.2871	1.2675	0.0308	0.1017	0.2206
19 GBY	0.0032	0.0013	0.0001	0.0009	0.0003	0.0093	0.0111	0.0063	0.0037	0.0041	0.0197	0.0483	0.0674
20 NBK	0.0009	0.0015	0.0003	0.0014	0.0021	0.0010	0.0011	0.0016	0.0058	0.0019	0.0040	0.0089	0.0129
21 NSP	0.0002	0.0002	0.0002	0.0009	0.0010	0.0002	0.0008	0.0015	0.0019	0.0003	0.0029	0.0047	0.0058
22 NFL	0.0006	0.0002	0.0000	0.0	0.0	0.0011	0.0019	0.0028	0.0	0.0004	0.0029	0.0064	0.0036
50 OHO	0.0029	0.0042	0.0917	0.0542	0.0100	0.0036	0.0018	0.0007	0.0260	0.0106	0.0021	0.0044	0.0094
51 ILL	0.0041	0.0288	0.0989	0.0402	0.0544	0.0058	0.0024	0.0006	0.0316	0.0174	0.0017	0.0040	0.0083
52 PEN	0.0009	0.0021	0.0221	0.0609	0.0072	0.0033	0.0011	0.0009	0.0231	0.0098	0.0028	0.0068	0.0139
53 IND	0.0025	0.0121	0.0833	0.0322	0.0224	0.0038	0.0016	0.0004	0.0217	0.0107	0.0013	0.0028	0.0065
54 KEN	0.0011	0.0033	0.0294	0.0135	0.0080	0.0022	0.0011	0.0003	0.0116	0.0053	0.0009	0.0016	0.0030
55 MCH	0.0043	0.0429	0.6134	0.1401	0.1089	0.0100	0.0032	0.0014	0.0657	0.0299	0.0049	0.0096	0.0153
56 TEN	0.0004	0.0026	0.0158	0.0086	0.0063	0.0011	0.0007	0.0002	0.0082	0.0039	0.0007	0.0011	0.0019
57 MSU	0.0032	0.0106	0.0275	0.0140	0.0126	0.0029	0.0009	0.0002	0.0124	0.0070	0.0012	0.0025	0.0039
58 WVR	0.0004	0.0021	0.0172	0.0283	0.0040	0.0025	0.0011	0.0004	0.0190	0.0066	0.0013	0.0034	0.0078
59 NYK	0.0009	0.0006	0.0037	0.0141	0.0013	0.0023	0.0011	0.0004	0.0067	0.0083	0.0031	0.0081	0.0182
60 ALA	0.0003	0.0019	0.0088	0.0049	0.0045	0.0006	0.0004	0.0001	0.0031	0.0013	0.0002	0.0004	0.0010
61 WI	0.0133	0.0706	0.0745	0.0408	0.0874	0.0077	0.0036	0.0011	0.0248	0.0248	0.0027	0.0084	0.0123
62 IA	0.0085	0.0225	0.0317	0.0177	0.0250	0.0055	0.0019	0.0008	0.0141	0.0100	0.0024	0.0038	0.0056
63 MIN	0.0143	0.0206	0.0189	0.0123	0.0198	0.0100	0.0055	0.0013	0.0107	0.0095	0.0036	0.0049	0.0051
64 VA	0.0007	0.0018	0.0052	0.0118	0.0041	0.0005	0.0003	0.0004	0.0092	0.0044	0.0010	0.0030	0.0055
65 NC	0.0004	0.0013	0.0058	0.0089	0.0029	0.0008	0.0003	0.0002	0.0080	0.0042	0.0006	0.0012	0.0022
66 NH	0.0016	0.0027	0.0020	0.0158	0.0098	0.0047	0.0012	0.0007	0.0173	0.0048	0.0046	0.0095	0.0268
67 GA	0.0001	0.0013	0.0064	0.0047	0.0024	0.0004	0.0003	0.0001	0.0024	0.0019	0.0002	0.0004	0.0008
68 SC	0.0003	0.0011	0.0061	0.0049	0.0023	0.0002	0.0000	0.0001	0.0032	0.0015	0.0002	0.0006	0.0007
69 MD	0.0009	0.0006	0.0039	0.0109	0.0006	0.0004	0.0003	0.0003	0.0107	0.0068	0.0016	0.0036	0.0068
70 DE	0.0007	0.0003	0.0033	0.0091	0.0003	0.0006	0.0003	0.0003	0.0098	0.0063	0.0012	0.0031	0.0066
71 NJ	0.0010	0.0003	0.0028	0.0088	0.0005	0.0014	0.0003	0.0003	0.0097	0.0053	0.0019	0.0047	0.0106
72 DC	0.0011	0.0010	0.0047	0.0123	0.0020	0.0006	0.0004	0.0004	0.0093	0.0060	0.0014	0.0039	0.0067
73 AR	0.0007	0.0036	0.0093	0.0047	0.0047	0.0005	0.0002	0.0001	0.0024	0.0026	0.0004	0.0010	0.0016
74 LA	0.0004	0.0012	0.0031	0.0012	0.0012	0.0003	0.0002	0.0000	0.0002	0.0003	0.0001	0.0002	0.0002
75 MS	0.0003	0.0019	0.0047	0.0023	0.0030	0.0004	0.0002	0.0000	0.0014	0.0008	0.0001	0.0002	0.0005
76 MA	0.0007	0.0004	0.0020	0.0055	0.0008	0.0013	0.0009	0.0004	0.0015	0.0026	0.0026	0.0051	0.0160
77 CT	0.0011	0.0005	0.0026	0.0092	0.0012	0.0018	0.0006	0.0004	0.0037	0.0043	0.0026	0.0065	0.0154
78 RI	0.0007	0.0004	0.0020	0.0055	0.0008	0.0013	0.0009	0.0004	0.0015	0.0026	0.0026	0.0051	0.0160
79 ME	0.0011	0.0024	0.0004	0.0030	0.0033	0.0021	0.0019	0.0008	0.0077	0.0033	0.0030	0.0071	0.0115
80 VT	0.0019	0.0035	0.0029	0.0229	0.0173	0.0057	0.0019	0.0010	0.0215	0.0075	0.0054	0.0126	0.0383

TABLEAU 5.6 (suite)

MATRICE DE TRANSFERT SOURCE-RECEPTEUR 1980
DEPOT DE SO2 SEC (KG/HA-AN-TGS)
PENDANT LES PERIODES HUMIDES

	14 GP	15 MTL	16 NB	17 NE	18 ANT	19 TN	20 WNY	21 ENY	22 SNA	23 NNA	24 NDA	25 LAB
1 ABI	0.0527	0.4017	0.0641	0.0299	0.0224	0.0085	0.0175	0.0981	0.0840	0.1414	0.2172	0.0162
2 CQB	0.1111	0.0578	0.0315	0.0201	0.0443	0.0152	0.0055	0.0196	0.0054	0.0223	0.0195	0.0501
3 NQB	0.0145	0.0086	0.0021	0.0018	0.0137	0.0066	0.0021	0.0034	0.0004	0.0015	0.0054	0.1448
10 NMN	0.0014	0.0010	0.0005	0.0004	0.0004	0.0003	0.0005	0.0006	0.0004	0.0006	0.0010	0.0020
11 SMN	0.0019	0.0022	0.0006	0.0006	0.0013	0.0004	0.0011	0.0012	0.0008	0.0012	0.0027	0.0010
12 NWO	0.0060	0.0092	0.0057	0.0029	0.0039	0.0013	0.0045	0.0029	0.0020	0.0049	0.0268	0.0035
13 NEO	0.0140	0.0365	0.0150	0.0073	0.0084	0.0031	0.0163	0.0192	0.0122	0.0187	0.2908	0.0065
14 SUD	0.0208	0.1395	0.0340	0.0153	0.0111	0.0046	0.0732	0.0746	0.0435	0.0566	0.2372	0.0068
15 SWO	0.0097	0.0924	0.0247	0.0176	0.0048	0.0053	0.7877	0.2127	0.0853	0.0592	0.0159	0.0028
16 SEO	0.0318	1.1386	0.0763	0.0383	0.0173	0.0120	0.0212	0.8675	0.3472	0.2546	0.0108	0.0078
17 SLV	0.0641	2.3447	0.1979	0.0678	0.0306	0.0159	0.0077	0.0340	0.1188	0.8038	0.0138	0.0135
18 NDA	0.0317	0.1688	0.0384	0.0197	0.0161	0.0061	0.0638	0.0324	0.0279	0.0742	13.1620	0.0103
19 GBY	2.6042	0.0113	0.2005	0.0989	0.2882	0.0628	0.0	0.0019	0.0071	0.0468	0.0023	0.0488
20 NBK	0.0261	0.0099	1.4687	0.7434	0.0463	0.0593	0.0008	0.0082	0.0221	0.0696	0.0030	0.0116
21 NSP	0.0182	0.0027	0.0246	2.2147	0.0267	0.1398	0.0006	0.0021	0.0051	0.0105	0.0	0.0125
22 NFL	0.0137	0.0008	0.0162	0.0287	0.0308	3.6507	0.0	0.0003	0.0008	0.0036	0.0003	0.0254
50 OHO	0.0028	0.0272	0.0072	0.0092	0.0016	0.0017	0.1589	0.0715	0.0437	0.0168	0.0092	0.0008
51 ILL	0.0030	0.0168	0.0055	0.0040	0.0019	0.0009	0.0527	0.0215	0.0135	0.0106	0.0190	0.0008
52 PEN	0.0057	0.0415	0.0124	0.0180	0.0026	0.0022	0.2573	0.2207	0.1070	0.0287	0.0061	0.0017
53 IND	0.0024	0.0161	0.0045	0.0040	0.0012	0.0011	0.0579	0.0278	0.0191	0.0099	0.0071	0.0005
54 KEN	0.0013	0.0075	0.0027	0.0039	0.0008	0.0006	0.0273	0.0155	0.0130	0.0058	0.0036	0.0004
55 MCH	0.0055	0.0492	0.0138	0.0085	0.0038	0.0024	0.1353	0.0594	0.0329	0.0290	0.0332	0.0016
56 TEN	0.0006	0.0051	0.0017	0.0027	0.0003	0.0006	0.0142	0.0101	0.0069	0.0035	0.0037	0.0003
57 MSU	0.0017	0.0083	0.0028	0.0022	0.0009	0.0003	0.0189	0.0087	0.0063	0.0047	0.0086	0.0005
58 WVR	0.0026	0.0215	0.0057	0.0083	0.0009	0.0010	0.0591	0.0508	0.0344	0.0135	0.0024	0.0007
59 NYK	0.0142	0.0529	0.0391	0.0454	0.0056	0.0071	0.0303	4.4530	1.0657	0.1156	0.0007	0.0026
60 ALA	0.0005	0.0029	0.0017	0.0014	0.0002	0.0002	0.0091	0.0069	0.0042	0.0033	0.0016	0.0002
61 WI	0.0048	0.0151	0.0038	0.0032	0.0027	0.0006	0.0320	0.0174	0.0107	0.0088	0.0323	0.0014
62 IA	0.0023	0.0087	0.0028	0.0017	0.0013	0.0005	0.0183	0.0101	0.0051	0.0051	0.0115	0.0010
63 MIN	0.0023	0.0057	0.0022	0.0011	0.0009	0.0006	0.0058	0.0042	0.0023	0.0035	0.0087	0.0011
64 VA	0.0030	0.0124	0.0066	0.0097	0.0010	0.0017	0.0166	0.0323	0.0307	0.0158	0.0014	0.0008
65 NC	0.0011	0.0066	0.0033	0.0053	0.0006	0.0014	0.0136	0.0137	0.0129	0.0062	0.0016	0.0004
66 NH	0.0271	0.0390	0.1475	0.0968	0.0157	0.0171	0.0075	0.0366	2.0762	0.4706	0.0006	0.0052
67 GA	0.0005	0.0022	0.0012	0.0021	0.0002	0.0004	0.0067	0.0054	0.0051	0.0020	0.0029	0.0002
68 SC	0.0006	0.0029	0.0011	0.0023	0.0003	0.0009	0.0054	0.0058	0.0048	0.0021	0.0015	0.0002
69 MD	0.0060	0.0223	0.0114	0.0147	0.0021	0.0022	0.0172	0.0799	0.0775	0.0259	0.0061	0.0010
70 DE	0.0054	0.0177	0.0118	0.0172	0.0031	0.0032	0.0131	0.0459	0.0702	0.0268	0.0028	0.0010
71 NJ	0.0093	0.0308	0.0209	0.0314	0.0047	0.0046	0.0130	0.1034	0.2841	0.0446	0.0008	0.0014
72 DC	0.0050	0.0199	0.0102	0.0133	0.0016	0.0018	0.0200	0.0583	0.0635	0.0218	0.0057	0.0010
73 AR	0.0008	0.0026	0.0010	0.0007	0.0001	0.0003	0.0079	0.0049	0.0034	0.0018	0.0025	0.0001
74 LA	0.0001	0.0005	0.0003	0.0003	0.0001	0.0000	0.0016	0.0016	0.0012	0.0004	0.0001	0.0000
75 MS	0.0002	0.0019	0.0009	0.0010	0.0002	0.0002	0.0065	0.0042	0.0024	0.0017	0.0010	0.0001
76 MA	0.0130	0.0157	0.0463	0.0811	0.0079	0.0089	0.0039	0.0428	3.1957	0.0773	0.0011	0.0024
77 CT	0.0140	0.0278	0.0360	0.0569	0.0063	0.0071	0.0107	0.0719	1.3855	0.0837	0.0023	0.0024
78 RI	0.0130	0.0157	0.0463	0.0811	0.0079	0.0089	0.0039	0.0428	3.1957	0.0773	0.0011	0.0024
79 ME	0.0305	0.0147	0.3510	0.2007	0.0227	0.0267	0.0026	0.0121	0.0561	3.2470	0.0007	0.0077
80 VT	0.0248	0.1090	0.1000	0.0629	0.0118	0.0134	0.0158	1.1297	1.8835	0.4370	0.0009	0.0049

TABLEAU 5.7

MATRICE DE TRANSFERT SOURCE-RECEPTEUR 1980
DEPOT DE SO4 SEC (KG/HA-AN-TGS)
PENDANT LES PERIODES SECHES

	1 NEO	2 CEO	3 SWO	4 SEO	5 SUD	6 SBJ	7 PBL	8 NQB	9 OTT	10 ABI	11 NIT	12 CHI	13 LSJ
1 ABI	0.0398	0.0675	0.0283	0.0588	0.0473	0.0613	0.0250	0.0254	0.1370	0.4282	0.0588	0.1141	0.2255
2 CQB	0.0150	0.0108	0.0080	0.0199	0.0140	0.0706	0.0567	0.0488	0.0258	0.0393	0.2946	0.1933	0.0996
3 NQB	0.0077	0.0020	0.0021	0.0074	0.0013	0.0248	0.0393	0.2166	0.0117	0.0144	0.0574	0.0378	0.0239
10 NMN	0.0317	0.0157	0.0060	0.0069	0.0043	0.0169	0.0475	0.0322	0.0055	0.0128	0.0265	0.0103	0.0082
11 SMN	0.0705	0.0350	0.0156	0.0144	0.0090	0.0738	0.0450	0.0171	0.0131	0.0402	0.0300	0.0479	0.0209
12 NWO	0.1321	0.1134	0.0459	0.0344	0.0306	0.1268	0.0795	0.0256	0.0221	0.1046	0.0572	0.0985	0.0992
13 NEO	0.1241	0.4489	0.1104	0.1466	0.1674	0.1187	0.0628	0.0276	0.1029	0.1860	0.0625	0.1134	0.1454
14 SUD	0.0315	0.1189	0.2273	0.4510	2.0195	0.0597	0.0268	0.0189	0.4266	0.2106	0.0447	0.0843	0.1495
15 SWO	0.0076	0.0160	0.6121	0.3106	0.0281	0.0229	0.0097	0.0097	0.1643	0.0759	0.0194	0.0499	0.0858
16 SEO	0.0116	0.0160	0.0351	0.0592	0.0539	0.0212	0.0127	0.0102	0.0689	0.0431	0.0350	0.0587	0.1068
17 SLV	0.0106	0.0241	0.0108	0.0318	0.0414	0.0266	0.0128	0.0150	0.0658	0.0512	0.0329	0.0530	0.1278
18 NDA	0.0283	0.0760	0.0533	0.1436	0.1049	0.0684	0.0383	0.0249	0.1461	0.2930	0.0529	0.0980	0.1858
19 GBY	0.0101	0.0087	0.0011	0.0038	0.0026	0.0288	0.0262	0.0276	0.0107	0.0136	0.0412	0.0613	0.0902
20 NBK	0.0048	0.0105	0.0033	0.0108	0.0177	0.0048	0.0042	0.0092	0.0328	0.0081	0.0163	0.0254	0.0307
21 NSP	0.0018	0.0014	0.0021	0.0049	0.0063	0.0011	0.0053	0.0090	0.0085	0.0020	0.0144	0.0163	0.0171
22 NFL	0.0043	0.0021	0.0003	0.0	0.0	0.0062	0.0104	0.0098	0.0	0.0028	0.0114	0.0192	0.0120
50 OHO	0.0109	0.0144	0.1484	0.1304	0.0225	0.0144	0.0115	0.0070	0.0765	0.0334	0.0165	0.0232	0.0452
51 ILL	0.0257	0.0975	0.2406	0.1742	0.1376	0.0367	0.0210	0.0071	0.1314	0.0756	0.0145	0.0261	0.0499
52 PEN	0.0069	0.0121	0.0452	0.1049	0.0336	0.0164	0.0062	0.0083	0.0586	0.0334	0.0153	0.0345	0.0564
53 IND	0.0123	0.0522	0.2231	0.1500	0.0939	0.0239	0.0125	0.0041	0.0981	0.0556	0.0099	0.0194	0.0383
54 KEN	0.0063	0.0157	0.1256	0.0749	0.0396	0.0140	0.0084	0.0036	0.0655	0.0337	0.0079	0.0114	0.0202
55 MCH	0.0192	0.0663	0.4381	0.2984	0.1243	0.0304	0.0177	0.0117	0.2094	0.0836	0.0244	0.0395	0.0704
56 TEN	0.0037	0.0204	0.0948	0.0525	0.0407	0.0068	0.0053	0.0018	0.0508	0.0233	0.0057	0.0083	0.0129
57 MSU	0.0223	0.0741	0.1261	0.0692	0.0642	0.0224	0.0086	0.0028	0.0571	0.0484	0.0121	0.0209	0.0291
58 WVR	0.0030	0.0074	0.0543	0.0719	0.0124	0.0151	0.0058	0.0046	0.0486	0.0256	0.0120	0.0225	0.0366
59 NYK	0.0042	0.0047	0.0152	0.0344	0.0082	0.0112	0.0068	0.0033	0.0211	0.0196	0.0154	0.0325	0.0526
60 ALA	0.0029	0.0118	0.0509	0.0311	0.0245	0.0041	0.0033	0.0009	0.0174	0.0102	0.0024	0.0031	0.0070
61 WI	0.0547	0.1572	0.2197	0.1999	0.2316	0.0393	0.0281	0.0125	0.1626	0.1067	0.0208	0.0508	0.0852
62 IA	0.0525	0.1091	0.1472	0.1114	0.1402	0.0450	0.0183	0.0066	0.1042	0.0696	0.0200	0.0352	0.0553
63 MIN	0.0671	0.1108	0.0991	0.0888	0.1049	0.0655	0.0399	0.0106	0.0751	0.0743	0.0287	0.0502	0.0527
64 VA	0.0035	0.0088	0.0259	0.0379	0.0142	0.0035	0.0030	0.0037	0.0268	0.0146	0.0086	0.0154	0.0241
65 NC	0.0036	0.0073	0.0402	0.0419	0.0103	0.0050	0.0018	0.0016	0.0273	0.0154	0.0048	0.0064	0.0102
66 NH	0.0067	0.0115	0.0101	0.0353	0.0347	0.0157	0.0058	0.0042	0.0397	0.0149	0.0223	0.0350	0.0519
67 GA	0.0011	0.0081	0.0423	0.0280	0.0092	0.0024	0.0012	0.0011	0.0168	0.0114	0.0023	0.0038	0.0052
68 SC	0.0023	0.0072	0.0447	0.0276	0.0104	0.0011	0.0006	0.0005	0.0108	0.0068	0.0016	0.0027	0.0028
69 MD	0.0053	0.0043	0.0183	0.0406	0.0052	0.0045	0.0029	0.0029	0.0394	0.0282	0.0080	0.0193	0.0326
70 DE	0.0048	0.0023	0.0133	0.0368	0.0036	0.0046	0.0031	0.0021	0.0354	0.0238	0.0062	0.0148	0.0293
71 NJ	0.0047	0.0032	0.0136	0.0321	0.0055	0.0052	0.0023	0.0022	0.0303	0.0245	0.0091	0.0206	0.0411
72 DC	0.0050	0.0064	0.0211	0.0420	0.0120	0.0058	0.0033	0.0032	0.0320	0.0243	0.0084	0.0194	0.0313
73 AR	0.0079	0.0314	0.0622	0.0348	0.0280	0.0041	0.0017	0.0013	0.0164	0.0202	0.0044	0.0118	0.0152
74 LA	0.0026	0.0093	0.0243	0.0099	0.0136	0.0032	0.0024	0.0001	0.0031	0.0042	0.0010	0.0021	0.0024
75 MS	0.0024	0.0128	0.0326	0.0176	0.0180	0.0035	0.0019	0.0003	0.0124	0.0076	0.0014	0.0015	0.0051
76 MA	0.0033	0.0033	0.0113	0.0177	0.0068	0.0062	0.0062	0.0032	0.0096	0.0088	0.0121	0.0261	0.0500
77 CT	0.0040	0.0040	0.0134	0.0265	0.0092	0.0071	0.0046	0.0027	0.0168	0.0131	0.0132	0.0278	0.0505
78 RI	0.0033	0.0033	0.0113	0.0177	0.0068	0.0062	0.0062	0.0032	0.0096	0.0088	0.0121	0.0261	0.0500
79 ME	0.0051	0.0142	0.0037	0.0161	0.0258	0.0083	0.0072	0.0075	0.0270	0.0078	0.0177	0.0290	0.0322
80 VT	0.0072	0.0136	0.0120	0.0434	0.0393	0.0184	0.0077	0.0055	0.0475	0.0235	0.0256	0.0390	0.0723

TABLEAU 5.7 (suite)

MATRICE DE TRANSFERT SOURCE-RECEPTEUR 1980
DEPOT DE SO4 SEC (KG/HA-AN-TGS)
PENDANT LES PERIODES SECHES

	14 GP	15 MTL	16 NB	17 NE	18 ANT	19 TN	20 WNY	21 ENY	22 SNA	23 NNA	24 NDA	25 LAB
1 ABI	0.0804	0.2143	0.1114	0.0669	0.0628	0.0336	0.0349	0.1043	0.1025	0.1273	0.1238	0.0468
2 CQB	0.0901	0.0570	0.0312	0.0223	0.0648	0.0255	0.0117	0.0324	0.0069	0.0230	0.0248	0.0658
3 NQB	0.0133	0.0166	0.0029	0.0025	0.0132	0.0061	0.0036	0.0090	0.0007	0.0028	0.0140	0.0816
10 NMN	0.0080	0.0078	0.0029	0.0026	0.0028	0.0018	0.0028	0.0037	0.0032	0.0038	0.0060	0.0131
11 SMN	0.0152	0.0162	0.0072	0.0056	0.0119	0.0049	0.0051	0.0061	0.0045	0.0106	0.0164	0.0079
12 NWO	0.0429	0.0405	0.0346	0.0177	0.0309	0.0084	0.0169	0.0150	0.0106	0.0298	0.0675	0.0258
13 NEO	0.0681	0.1143	0.0863	0.0501	0.0568	0.0236	0.0398	0.0516	0.0420	0.0884	0.3022	0.0374
14 SUD	0.0794	0.2263	0.1370	0.0880	0.0574	0.0350	0.1059	0.1297	0.1028	0.1777	0.1812	0.0359
15 SWO	0.0450	0.2216	0.1379	0.1454	0.0395	0.0538	0.4837	0.3417	0.2580	0.2364	0.0242	0.0211
16 SEO	0.0876	0.3439	0.2004	0.1740	0.0774	0.0823	0.0441	0.3507	0.2640	0.3242	0.0143	0.0419
17 SLV	0.1291	0.5555	0.2575	0.1747	0.1088	0.0850	0.0165	0.0496	0.1030	0.3862	0.0236	0.0587
18 NDA	0.0622	0.1571	0.0938	0.0568	0.0507	0.0266	0.0804	0.0424	0.0407	0.1086	1.7256	0.0379
19 GBY	0.6245	0.0343	0.1655	0.1205	0.3165	0.1509	0.0	0.0098	0.0257	0.0957	0.0114	0.1038
20 NBK	0.0621	0.0286	0.3956	0.3738	0.1128	0.1529	0.0057	0.0223	0.0479	0.0567	0.0109	0.0416
21 NSP	0.0458	0.0079	0.0448	0.5580	0.0641	0.2318	0.0027	0.0092	0.0172	0.0272	0.0	0.0345
22 NFL	0.0242	0.0055	0.0272	0.0379	0.0462	0.7617	0.0	0.0008	0.0037	0.0143	0.0024	0.0443
50 OHO	0.0213	0.1194	0.0522	0.0880	0.0117	0.0239	0.2939	0.2492	0.2213	0.1125	0.0225	0.0072
51 ILL	0.0283	0.1220	0.0588	0.0524	0.0264	0.0108	0.2445	0.1494	0.1283	0.0975	0.0474	0.0096
52 PEN	0.0364	0.1143	0.0748	0.1310	0.0230	0.0260	0.1939	0.3101	0.2870	0.1154	0.0267	0.0140
53 IND	0.0149	0.1106	0.0380	0.0466	0.0137	0.0153	0.2308	0.1651	0.1500	0.0896	0.0359	0.0059
54 KEN	0.0117	0.0497	0.0263	0.0399	0.0050	0.0078	0.1380	0.1051	0.1114	0.0430	0.0150	0.0039
55 MCH	0.0387	0.2123	0.1133	0.0917	0.0378	0.0313	0.3039	0.2497	0.2023	0.1917	0.0485	0.0169
56 TEN	0.0066	0.0344	0.0141	0.0321	0.0034	0.0080	0.0945	0.0595	0.0563	0.0246	0.0108	0.0026
57 MSU	0.0162	0.0569	0.0312	0.0297	0.0133	0.0035	0.1193	0.0763	0.0645	0.0453	0.0662	0.0064
58 WVR	0.0177	0.0916	0.0464	0.0787	0.0085	0.0151	0.1282	0.1695	0.1558	0.0810	0.0144	0.0058
59 NYK	0.0637	0.0926	0.1359	0.1989	0.0378	0.0636	0.0390	1.0117	0.5440	0.2035	0.0035	0.0176
60 ALA	0.0053	0.0227	0.0148	0.0164	0.0022	0.0021	0.0544	0.0382	0.0320	0.0244	0.0105	0.0021
61 WI	0.0396	0.1293	0.0479	0.0466	0.0289	0.0070	0.1726	0.1453	0.1131	0.0957	0.1025	0.0151
62 IA	0.0263	0.0814	0.0320	0.0229	0.0166	0.0064	0.1245	0.0914	0.0588	0.0551	0.0672	0.0126
63 MIN	0.0248	0.0580	0.0266	0.0182	0.0098	0.0068	0.0471	0.0413	0.0278	0.0434	0.0598	0.0121
64 VA	0.0162	0.0500	0.0451	0.0864	0.0116	0.0155	0.0466	0.0861	0.1227	0.0721	0.0068	0.0079
65 NC	0.0092	0.0313	0.0258	0.0485	0.0096	0.0112	0.0654	0.0655	0.0621	0.0378	0.0070	0.0054
66 NH	0.0985	0.0602	0.2212	0.2497	0.0672	0.1074	0.0186	0.0429	0.5613	0.2782	0.0036	0.0318
67 GA	0.0045	0.0140	0.0079	0.0218	0.0023	0.0045	0.0360	0.0366	0.0399	0.0149	0.0154	0.0023
68 SC	0.0046	0.0186	0.0081	0.0193	0.0033	0.0102	0.0316	0.0367	0.0304	0.0174	0.0086	0.0026
69 MD	0.0386	0.0878	0.0588	0.0990	0.0161	0.0217	0.0432	0.1383	0.1555	0.0947	0.0104	0.0095
70 DE	0.0335	0.0693	0.0608	0.1079	0.0217	0.0277	0.0346	0.0921	0.1445	0.0999	0.0071	0.0098
71 NJ	0.0454	0.0746	0.0870	0.1523	0.0349	0.0412	0.0334	0.1007	0.2930	0.1168	0.0045	0.0119
72 DC	0.0340	0.0819	0.0559	0.0939	0.0148	0.0154	0.0459	0.1285	0.1403	0.0898	0.0166	0.0087
73 AR	0.0081	0.0222	0.0091	0.0083	0.0017	0.0052	0.0614	0.0460	0.0344	0.0180	0.0157	0.0014
74 LA	0.0022	0.0054	0.0035	0.0041	0.0014	0.0002	0.0133	0.0129	0.0128	0.0051	0.0017	0.0005
75 MS	0.0026	0.0164	0.0100	0.0129	0.0016	0.0022	0.0373	0.0292	0.0201	0.0174	0.0085	0.0005
76 MA	0.0699	0.0360	0.1396	0.2418	0.0416	0.0651	0.0173	0.0460	0.7988	0.1284	0.0028	0.0170
77 CT	0.0639	0.0603	0.1201	0.2097	0.0387	0.0607	0.0266	0.0658	0.4393	0.1550	0.0014	0.0162
78 RI	0.0699	0.0360	0.1396	0.2418	0.0416	0.0651	0.0173	0.0460	0.7988	0.1284	0.0028	0.0170
79 ME	0.1014	0.0336	0.2969	0.2988	0.0861	0.1258	0.0128	0.0291	0.0678	0.8179	0.0035	0.0399
80 VT	0.0908	0.1067	0.1958	0.2208	0.0605	0.1004	0.0287	0.3278	0.6853	0.3669	0.0050	0.0323

056/84-Mai-21

TABLEAU 5.8

MATRICE DE TRANSFERT SOURCE-RECEPTEUR 1980
DEPOT DE SO4 SEC (KG/HA-AN-TGS)
PENDANT LES PERIODES HUMIDES

	1 NEO	2 CEO	3 SWO	4 SEO	5 SUD	6 SBJ	7 PBL	8 NQB	9 OTT	10 ABI	11 NIT	12 CHI	13 LSJ
1 ABI	0.0018	0.0028	0.0011	0.0032	0.0021	0.0037	0.0013	0.0010	0.0102	0.0704	0.0025	0.0061	0.0167
2 CQB	0.0009	0.0006	0.0005	0.0012	0.0008	0.0052	0.0048	0.0031	0.0017	0.0026	0.0487	0.0186	0.0073
3 NQB	0.0003	0.0001	0.0001	0.0004	0.0001	0.0012	0.0019	0.0287	0.0006	0.0007	0.0039	0.0023	0.0013
10 NMN	0.0011	0.0006	0.0002	0.0002	0.0002	0.0006	0.0016	0.0010	0.0002	0.0004	0.0008	0.0004	0.0003
11 SMN	0.0021	0.0011	0.0006	0.0005	0.0003	0.0021	0.0013	0.0005	0.0004	0.0012	0.0008	0.0014	0.0006
12 NWO	0.0048	0.0042	0.0016	0.0012	0.0011	0.0039	0.0026	0.0008	0.0008	0.0034	0.0017	0.0028	0.0030
13 NEO	0.0059	0.0455	0.0044	0.0057	0.0079	0.0041	0.0020	0.0009	0.0036	0.0070	0.0020	0.0037	0.0047
14 SUD	0.0013	0.0069	0.0120	0.0289	0.3885	0.0023	0.0010	0.0007	0.0202	0.0094	0.0016	0.0030	0.0053
15 SWO	0.0004	0.0006	0.0667	0.0137	0.0012	0.0008	0.0004	0.0003	0.0058	0.0026	0.0007	0.0016	0.0026
16 SEO	0.0004	0.0005	0.0012	0.0026	0.0016	0.0008	0.0005	0.0003	0.0029	0.0013	0.0010	0.0020	0.0038
17 SLV	0.0003	0.0007	0.0004	0.0011	0.0012	0.0009	0.0005	0.0004	0.0022	0.0018	0.0010	0.0019	0.0057
18 NDA	0.0016	0.0043	0.0023	0.0082	0.0054	0.0042	0.0017	0.0010	0.0098	0.0367	0.0022	0.0049	0.0100
19 GBY	0.0004	0.0003	0.0000	0.0002	0.0001	0.0010	0.0009	0.0009	0.0005	0.0005	0.0015	0.0025	0.0036
20 NBK	0.0002	0.0003	0.0001	0.0004	0.0006	0.0002	0.0001	0.0003	0.0011	0.0003	0.0005	0.0009	0.0012
21 NSP	0.0001	0.0000	0.0001	0.0002	0.0002	0.0000	0.0002	0.0003	0.0003	0.0001	0.0005	0.0005	0.0007
22 NFL	0.0001	0.0001	0.0000	0.0	0.0	0.0002	0.0003	0.0003	0.0	0.0001	0.0004	0.0007	0.0004
50 OHO	0.0003	0.0004	0.0045	0.0036	0.0007	0.0004	0.0003	0.0002	0.0021	0.0009	0.0004	0.0006	0.0012
51 ILL	0.0006	0.0025	0.0062	0.0042	0.0037	0.0009	0.0005	0.0002	0.0033	0.0019	0.0004	0.0007	0.0013
52 PEN	0.0002	0.0003	0.0013	0.0032	0.0009	0.0004	0.0002	0.0002	0.0016	0.0009	0.0004	0.0009	0.0015
53 IND	0.0003	0.0013	0.0057	0.0036	0.0024	0.0006	0.0003	0.0001	0.0024	0.0014	0.0003	0.0005	0.0010
54 KEN	0.0002	0.0004	0.0031	0.0018	0.0010	0.0004	0.0002	0.0001	0.0016	0.0009	0.0002	0.0003	0.0005
55 MCH	0.0005	0.0021	0.0214	0.0080	0.0044	0.0008	0.0005	0.0003	0.0052	0.0022	0.0006	0.0011	0.0018
56 TEN	0.0001	0.0005	0.0023	0.0013	0.0009	0.0002	0.0001	0.0000	0.0013	0.0006	0.0001	0.0002	0.0003
57 MSU	0.0006	0.0017	0.0030	0.0017	0.0016	0.0006	0.0002	0.0001	0.0015	0.0012	0.0003	0.0005	0.0007
58 WVR	0.0001	0.0002	0.0014	0.0020	0.0003	0.0004	0.0002	0.0001	0.0014	0.0007	0.0003	0.0006	0.0010
59 NYK	0.0001	0.0001	0.0004	0.0010	0.0002	0.0003	0.0002	0.0001	0.0005	0.0005	0.0004	0.0008	0.0014
60 ALA	0.0001	0.0003	0.0013	0.0008	0.0006	0.0001	0.0001	0.0000	0.0005	0.0003	0.0001	0.0001	0.0002
61 WI	0.0014	0.0042	0.0055	0.0047	0.0060	0.0010	0.0007	0.0003	0.0037	0.0026	0.0005	0.0013	0.0020
62 IA	0.0012	0.0026	0.0035	0.0027	0.0033	0.0011	0.0004	0.0002	0.0025	0.0017	0.0005	0.0008	0.0013
63 MIN	0.0016	0.0026	0.0024	0.0022	0.0025	0.0015	0.0009	0.0003	0.0018	0.0017	0.0007	0.0012	0.0013
64 VA	0.0001	0.0002	0.0007	0.0010	0.0004	0.0001	0.0001	0.0001	0.0008	0.0004	0.0002	0.0004	0.0007
65 NC	0.0001	0.0002	0.0010	0.0010	0.0003	0.0001	0.0000	0.0000	0.0007	0.0004	0.0001	0.0002	0.0003
66 NH	0.0002	0.0003	0.0003	0.0010	0.0009	0.0004	0.0002	0.0001	0.0011	0.0004	0.0005	0.0009	0.0015
67 GA	0.0000	0.0002	0.0011	0.0007	0.0002	0.0001	0.0000	0.0000	0.0004	0.0003	0.0001	0.0001	0.0001
68 SC	0.0001	0.0002	0.0011	0.0007	0.0003	0.0000	0.0000	0.0000	0.0003	0.0002	0.0000	0.0001	0.0001
69 MD	0.0001	0.0001	0.0005	0.0011	0.0001	0.0001	0.0001	0.0001	0.0010	0.0007	0.0002	0.0005	0.0009
70 DE	0.0001	0.0001	0.0004	0.0010	0.0001	0.0001	0.0001	0.0001	0.0009	0.0006	0.0002	0.0004	0.0008
71 NJ	0.0001	0.0001	0.0004	0.0008	0.0001	0.0001	0.0001	0.0001	0.0008	0.0006	0.0002	0.0005	0.0011
72 DC	0.0001	0.0002	0.0006	0.0011	0.0003	0.0001	0.0001	0.0001	0.0008	0.0006	0.0002	0.0005	0.0008
73 AR	0.0002	0.0008	0.0015	0.0009	0.0007	0.0001	0.0000	0.0000	0.0004	0.0005	0.0001	0.0003	0.0004
74 LA	0.0001	0.0002	0.0006	0.0003	0.0004	0.0001	0.0001	0.0000	0.0001	0.0001	0.0000	0.0001	0.0001
75 MS	0.0001	0.0003	0.0009	0.0005	0.0005	0.0001	0.0000	0.0000	0.0003	0.0002	0.0000	0.0000	0.0001
76 MA	0.0001	0.0001	0.0003	0.0005	0.0002	0.0002	0.0002	0.0001	0.0002	0.0002	0.0003	0.0006	0.0013
77 CT	0.0001	0.0001	0.0003	0.0007	0.0002	0.0002	0.0001	0.0001	0.0004	0.0003	0.0003	0.0007	0.0013
78 RI	0.0001	0.0001	0.0003	0.0005	0.0002	0.0002	0.0002	0.0001	0.0002	0.0002	0.0003	0.0006	0.0013
79 ME	0.0001	0.0004	0.0001	0.0004	0.0006	0.0002	0.0002	0.0002	0.0007	0.0002	0.0004	0.0007	0.0009
80 VT	0.0002	0.0004	0.0003	0.0013	0.0011	0.0005	0.0002	0.0001	0.0013	0.0006	0.0006	0.0010	0.0021

086/85-Mai-21
Ministère des Communications

TABLEAU 5.8 (suite)

MATRICE DE TRANSFERT SOURCE-RECEPTEUR 1980
DEPOT DE SO4 SEC (KG/HA-AN-TGS)
PENDANT LES PERIODES HUMIDES

	14 GP	15 MTL	16 NB	17 NE	18 ANT	19 TN	20 WNY	21 ENY	22 SNA	23 NNA	24 NDA	25 LAB
1 ABI	0.0034	0.0141	0.0048	0.0030	0.0023	0.0012	0.0014	0.0051	0.0049	0.0067	0.0073	0.0017
2 CQB	0.0062	0.0035	0.0022	0.0016	0.0038	0.0016	0.0007	0.0018	0.0004	0.0015	0.0016	0.0038
3 NQB	0.0010	0.0009	0.0002	0.0002	0.0010	0.0005	0.0002	0.0005	0.0000	0.0002	0.0007	0.0066
10 NMN	0.0003	0.0002	0.0001	0.0001	0.0001	0.0001	0.0001	0.0001	0.0001	0.0001	0.0002	0.0004
11 SMN	0.0004	0.0005	0.0002	0.0002	0.0004	0.0001	0.0002	0.0002	0.0002	0.0003	0.0005	0.0003
12 NWO	0.0012	0.0014	0.0011	0.0006	0.0009	0.0003	0.0007	0.0005	0.0004	0.0010	0.0022	0.0008
13 NEO	0.0020	0.0039	0.0026	0.0016	0.0016	0.0007	0.0015	0.0020	0.0016	0.0029	0.0128	0.0011
14 SUD	0.0025	0.0084	0.0043	0.0027	0.0018	0.0010	0.0041	0.0049	0.0038	0.0057	0.0088	0.0012
15 SWO	0.0013	0.0062	0.0034	0.0034	0.0010	0.0013	0.0274	0.0108	0.0069	0.0060	0.0009	0.0006
16 SEO	0.0027	0.0354	0.0058	0.0047	0.0024	0.0022	0.0016	0.0267	0.0123	0.0115	0.0005	0.0012
17 SLV	0.0042	0.0714	0.0094	0.0054	0.0033	0.0025	0.0007	0.0020	0.0046	0.0255	0.0008	0.0017
18 NDA	0.0025	0.0081	0.0037	0.0023	0.0019	0.0010	0.0037	0.0020	0.0019	0.0051	0.4011	0.0013
19 GBY	0.0781	0.0012	0.0079	0.0052	0.0130	0.0054	0.0	0.0004	0.0010	0.0034	0.0004	0.0036
20 NBK	0.0022	0.0011	0.0449	0.0239	0.0039	0.0052	0.0002	0.0008	0.0018	0.0027	0.0004	0.0014
21 NSP	0.0016	0.0003	0.0017	0.0662	0.0022	0.0084	0.0001	0.0003	0.0006	0.0010	0.0	0.0012
22 NFL	0.0010	0.0002	0.0011	0.0015	0.0018	0.1098	0.0	0.0000	0.0001	0.0005	0.0001	0.0016
50 OHO	0.0006	0.0030	0.0013	0.0020	0.0003	0.0005	0.0084	0.0061	0.0051	0.0028	0.0006	0.0002
51 ILL	0.0007	0.0029	0.0014	0.0012	0.0006	0.0003	0.0057	0.0035	0.0030	0.0023	0.0013	0.0002
52 PEN	0.0009	0.0031	0.0019	0.0030	0.0006	0.0006	0.0089	0.0098	0.0073	0.0030	0.0007	0.0004
53 IND	0.0004	0.0026	0.0009	0.0011	0.0003	0.0004	0.0055	0.0039	0.0034	0.0021	0.0010	0.0002
54 KEN	0.0003	0.0012	0.0006	0.0010	0.0001	0.0002	0.0033	0.0025	0.0026	0.0011	0.0004	0.0001
55 MCH	0.0010	0.0050	0.0026	0.0021	0.0009	0.0007	0.0082	0.0060	0.0047	0.0044	0.0016	0.0004
56 TEN	0.0002	0.0009	0.0004	0.0007	0.0001	0.0002	0.0023	0.0015	0.0014	0.0006	0.0003	0.0001
57 MSU	0.0004	0.0014	0.0008	0.0007	0.0003	0.0001	0.0028	0.0018	0.0015	0.0011	0.0016	0.0002
58 WVR	0.0004	0.0024	0.0012	0.0019	0.0002	0.0003	0.0036	0.0043	0.0038	0.0020	0.0004	0.0001
59 NYK	0.0016	0.0028	0.0035	0.0047	0.0010	0.0015	0.0013	0.1438	0.0358	0.0059	0.0001	0.0004
60 ALA	0.0001	0.0006	0.0004	0.0004	0.0001	0.0001	0.0014	0.0010	0.0008	0.0006	0.0003	0.0001
61 WI	0.0009	0.0030	0.0011	0.0011	0.0007	0.0002	0.0041	0.0034	0.0026	0.0022	0.0026	0.0004
62 IA	0.0006	0.0020	0.0008	0.0006	0.0004	0.0002	0.0030	0.0022	0.0014	0.0013	0.0016	0.0003
63 MIN	0.0006	0.0014	0.0006	0.0004	0.0002	0.0002	0.0011	0.0010	0.0007	0.0010	0.0014	0.0003
64 VA	0.0004	0.0013	0.0011	0.0020	0.0003	0.0004	0.0013	0.0023	0.0031	0.0018	0.0002	0.0002
65 NC	0.0002	0.0008	0.0006	0.0012	0.0002	0.0003	0.0016	0.0016	0.0016	0.0009	0.0002	0.0001
66 NH	0.0025	0.0019	0.0068	0.0064	0.0017	0.0025	0.0005	0.0015	0.0675	0.0161	0.0001	0.0008
67 GA	0.0001	0.0004	0.0002	0.0005	0.0001	0.0001	0.0009	0.0009	0.0010	0.0004	0.0004	0.0001
68 SC	0.0001	0.0005	0.0002	0.0005	0.0001	0.0002	0.0008	0.0009	0.0008	0.0004	0.0002	0.0001
69 MD	0.0010	0.0022	0.0015	0.0024	0.0004	0.0005	0.0012	0.0041	0.0045	0.0025	0.0003	0.0002
70 DE	0.0009	0.0018	0.0016	0.0026	0.0005	0.0006	0.0010	0.0027	0.0041	0.0026	0.0002	0.0002
71 NJ	0.0012	0.0020	0.0023	0.0036	0.0009	0.0009	0.0009	0.0039	0.0110	0.0032	0.0001	0.0003
72 DC	0.0009	0.0021	0.0014	0.0023	0.0004	0.0004	0.0013	0.0036	0.0040	0.0023	0.0005	0.0002
73 AR	0.0002	0.0006	0.0002	0.0002	0.0000	0.0001	0.0015	0.0011	0.0008	0.0004	0.0004	0.0000
74 LA	0.0001	0.0001	0.0001	0.0001	0.0000	0.0000	0.0003	0.0003	0.0003	0.0001	0.0000	0.0000
75 MS	0.0001	0.0004	0.0003	0.0003	0.0000	0.0001	0.0010	0.0008	0.0005	0.0005	0.0002	0.0000
76 MA	0.0017	0.0010	0.0036	0.0061	0.0010	0.0015	0.0005	0.0017	0.1035	0.0039	0.0001	0.0004
77 CT	0.0016	0.0017	0.0031	0.0051	0.0010	0.0014	0.0008	0.0027	0.0455	0.0045	0.0001	0.0004
78 RI	0.0017	0.0010	0.0036	0.0061	0.0010	0.0015	0.0005	0.0017	0.1035	0.0039	0.0001	0.0004
79 ME	0.0026	0.0009	0.0128	0.0092	0.0022	0.0030	0.0003	0.0008	0.0024	0.1054	0.0001	0.0010
80 VT	0.0023	0.0042	0.0055	0.0054	0.0015	0.0023	0.0009	0.0368	0.0625	0.0159	0.0001	0.0008

Ministère des Communications

TABLEAU 5.9

MATRICE DE TRANSFERT SOURCE-RECEPTEUR 1980
DEPOT DE SOUFRE SEC (KG/HA-AN-TGS)

	1 NEO	2 CEO	3 SWO	4 SEO	5 SUD	6 SBJ	7 PBL	8 NQB	9 OTT	10 ABI	11 NIT	12 CHI	13 LSJ
1 ABI	0.1553	0.2390	0.0711	0.2425	0.1477	0.3048	0.0893	0.0606	0.8684	4.9307	0.1855	0.4872	1.4239
2 CQB	0.0490	0.0263	0.0177	0.0544	0.0364	0.3502	0.3549	0.1970	0.0848	0.1393	3.2890	1.3707	0.4698
3 NQB	0.0152	0.0034	0.0036	0.0170	0.0023	0.0672	0.1181	2.0527	0.0306	0.0313	0.2325	0.1161	0.0582
10 NMN	0.0652	0.0312	0.0099	0.0111	0.0083	0.0304	0.0872	0.0573	0.0088	0.0206	0.0415	0.0169	0.0116
11 SMN	0.1361	0.0673	0.0283	0.0239	0.0174	0.1124	0.0665	0.0230	0.0207	0.0646	0.0392	0.0661	0.0291
12 NWO	0.4130	0.3430	0.0982	0.0653	0.0713	0.2758	0.1756	0.0445	0.0405	0.2263	0.1003	0.1616	0.1710
13 NEO	0.6009	4.1637	0.3540	0.4269	0.7574	0.3511	0.1468	0.0522	0.2576	0.6598	0.1359	0.2821	0.3642
14 SUD	0.1026	0.7368	1.2821	3.0060	28.5900	0.1850	0.0721	0.0357	2.1555	0.9627	0.1001	0.2162	0.4339
15 SWO	0.0193	0.0499	6.3385	1.6369	0.1078	0.0511	0.0212	0.0173	0.6216	0.2387	0.0476	0.1229	0.2171
16 SEO	0.0283	0.0405	0.0960	0.2737	0.1607	0.0584	0.0331	0.0181	0.3291	0.1367	0.0747	0.1761	0.3880
17 SLV	0.0254	0.0553	0.0214	0.0843	0.0855	0.0795	0.0356	0.0246	0.2140	0.1973	0.0729	0.1706	0.6364
18 NDA	0.1113	0.3930	0.1799	0.6836	0.4943	0.3467	0.1208	0.0548	0.8155	2.7982	0.1487	0.3849	0.8289
19 GBY	0.0230	0.0133	0.0013	0.0069	0.0032	0.0658	0.0698	0.0529	0.0243	0.0295	0.1178	0.2340	0.3403
20 NBK	0.0081	0.0150	0.0035	0.0151	0.0231	0.0089	0.0086	0.0147	0.0539	0.0156	0.0323	0.0633	0.0831
21 NSP	0.0024	0.0018	0.0024	0.0081	0.0096	0.0020	0.0082	0.0149	0.0159	0.0032	0.0258	0.0355	0.0405
22 NFL	0.0064	0.0026	0.0003	0.0	0.0	0.0105	0.0178	0.0215	0.0	0.0040	0.0232	0.0435	0.0255
50 OHO	0.0245	0.0339	0.5316	0.3711	0.0664	0.0310	0.0195	0.0094	0.1979	0.0822	0.0253	0.0439	0.0889
51 ILL	0.0455	0.2366	0.7047	0.3733	0.3823	0.0623	0.0306	0.0091	0.2832	0.1592	0.0214	0.0445	0.0891
52 PEN	0.0104	0.0209	0.1377	0.3534	0.0656	0.0320	0.0111	0.0116	0.1578	0.0782	0.0283	0.0664	0.1220
53 IND	0.0237	0.1119	0.6198	0.3049	0.2022	0.0403	0.0190	0.0057	0.1991	0.1058	0.0151	0.0319	0.0681
54 KEN	0.0113	0.0306	0.2593	0.1352	0.0734	0.0238	0.0130	0.0045	0.1163	0.0573	0.0115	0.0185	0.0332
55 MCH	0.0410	0.2429	2.5865	0.9409	0.5292	0.0765	0.0324	0.0175	0.5215	0.2207	0.0477	0.0853	0.1439
56 TEN	0.0055	0.0305	0.1631	0.0899	0.0660	0.0119	0.0082	0.0023	0.0862	0.0403	0.0084	0.0130	0.0212
57 MSU	0.0375	0.1220	0.2644	0.1382	0.1253	0.0349	0.0116	0.0034	0.1152	0.0798	0.0164	0.0317	0.0457
58 WVR	0.0049	0.0168	0.1307	0.1970	0.0300	0.0268	0.0108	0.0059	0.1310	0.0563	0.0167	0.0377	0.0720
59 NYK	0.0081	0.0070	0.0313	0.0954	0.0139	0.0214	0.0114	0.0050	0.0534	0.0575	0.0285	0.0691	0.1317
60 ALA	0.0037	0.0204	0.0914	0.0529	0.0453	0.0066	0.0049	0.0010	0.0311	0.0159	0.0032	0.0048	0.0113
61 WI	0.1186	0.4858	0.5783	0.4063	0.6535	0.0758	0.0451	0.0167	0.2856	0.2317	0.0326	0.0915	0.1441
62 IA	0.0942	0.2208	0.3074	0.1975	0.2613	0.0709	0.0260	0.0096	0.1694	0.1170	0.0306	0.0508	0.0773
63 MIN	0.1394	0.2157	0.1919	0.1464	0.2028	0.1133	0.0657	0.0160	0.1265	0.1190	0.0439	0.0690	0.0719
64 VA	0.0067	0.0169	0.0499	0.0900	0.0323	0.0053	0.0042	0.0054	0.0659	0.0337	0.0123	0.0285	0.0492
65 NC	0.0049	0.0126	0.0648	0.0780	0.0228	0.0082	0.0028	0.0025	0.0619	0.0332	0.0074	0.0115	0.0196
66 NH	0.0136	0.0234	0.0184	0.1008	0.0780	0.0359	0.0113	0.0068	0.1132	0.0375	0.0432	0.0773	0.1628
67 GA	0.0014	0.0134	0.0697	0.0486	0.0199	0.0045	0.0025	0.0013	0.0270	0.0199	0.0032	0.0055	0.0085
68 SC	0.0032	0.0115	0.0702	0.0489	0.0202	0.0022	0.0006	0.0008	0.0249	0.0137	0.0026	0.0057	0.0058
69 MD	0.0090	0.0068	0.0358	0.0891	0.0072	0.0058	0.0036	0.0041	0.0853	0.0576	0.0154	0.0355	0.0645
70 DE	0.0079	0.0033	0.0278	0.0772	0.0047	0.0069	0.0038	0.0036	0.0780	0.0513	0.0118	0.0291	0.0600
71 NJ	0.0090	0.0038	0.0258	0.0710	0.0070	0.0112	0.0035	0.0034	0.0712	0.0481	0.0177	0.0424	0.0905
72 DC	0.0097	0.0106	0.0417	0.0963	0.0206	0.0079	0.0045	0.0046	0.0712	0.0505	0.0148	0.0371	0.0622
73 AR	0.0103	0.0451	0.1055	0.0553	0.0478	0.0059	0.0023	0.0014	0.0274	0.0310	0.0054	0.0146	0.0211
74 LA	0.0044	0.0144	0.0370	0.0144	0.0173	0.0042	0.0032	0.0002	0.0034	0.0052	0.0013	0.0024	0.0028
75 MS	0.0036	0.0208	0.0528	0.0273	0.0311	0.0050	0.0024	0.0004	0.0180	0.0105	0.0016	0.0020	0.0065
76 MA	0.0063	0.0049	0.0199	0.0422	0.0099	0.0120	0.0097	0.0048	0.0171	0.0212	0.0237	0.0491	0.1207
77 CT	0.0087	0.0056	0.0248	0.0668	0.0141	0.0149	0.0067	0.0041	0.0351	0.0321	0.0252	0.0560	0.1170
78 RI	0.0063	0.0049	0.0199	0.0422	0.0099	0.0120	0.0097	0.0048	0.0171	0.0212	0.0237	0.0491	0.1207
79 ME	0.0101	0.0244	0.0049	0.0292	0.0387	0.0174	0.0155	0.0103	0.0608	0.0219	0.0310	0.0624	0.0823
80 VT	0.0157	0.0291	0.0242	0.1380	0.1117	0.0432	0.0162	0.0095	0.1412	0.0596	0.0504	0.0939	0.2313

TABLEAU 5.9 (suite)

MATRICE DE TRANSFERT SOURCE-RECEPTEUR 1980
DEPOT DE SOUFRE SEC (KG/HA-AN-TGS)

	14 GP	15 MTL	16 NB	17 NE	18 ANT	19 TN	20 WNY	21 ENY	22 SNA	23 NNA	24 NDA	25 LAB
1 ABI	0.2531	1.2026	0.3127	0.1511	0.1409	0.0599	0.0952	0.3799	0.3305	0.4989	0.6989	0.1013
2 CQB	0.3615	0.2146	0.1043	0.0692	0.1874	0.0646	0.0268	0.0904	0.0216	0.0772	0.0750	0.2069
3 NQB	0.0460	0.0390	0.0080	0.0066	0.0432	0.0207	0.0095	0.0181	0.0019	0.0066	0.0299	0.3937
10 NMN	0.0120	0.0104	0.0045	0.0037	0.0037	0.0025	0.0045	0.0054	0.0042	0.0055	0.0090	0.0190
11 SMN	0.0215	0.0228	0.0084	0.0071	0.0155	0.0054	0.0086	0.0095	0.0067	0.0137	0.0280	0.0106
12 NWO	0.0649	0.0742	0.0523	0.0263	0.0429	0.0118	0.0323	0.0252	0.0173	0.0460	0.1874	0.0384
13 NEO	0.1281	0.2591	0.1433	0.0731	0.0898	0.0331	0.0991	0.1221	0.0854	0.1611	1.3634	0.0625
14 SUD	0.1626	0.7666	0.2791	0.1455	0.1001	0.0492	0.3752	0.4047	0.2647	0.4182	0.8964	0.0617
15 SWO	0.0824	0.6413	0.2576	0.2205	0.0576	0.0707	3.0360	1.2378	0.6575	0.5312	0.0870	0.0319
16 SEO	0.2212	3.3067	0.5559	0.3546	0.1515	0.1325	0.1240	2.6967	1.3414	1.3289	0.0522	0.0747
17 SLV	0.3931	6.1520	1.0276	0.4584	0.2421	0.1532	0.0422	0.1650	0.4790	2.7030	0.0760	0.1163
18 NDA	0.1664	0.6241	0.2211	0.1155	0.1052	0.0448	0.2769	0.1339	0.1192	0.3237	25.9300	0.0724
19 GBY	6.8035	0.0804	0.8180	0.4611	1.3546	0.4017	0.0	0.0159	0.0527	0.2865	0.0203	0.3058
20 NBK	0.1726	0.0681	4.0555	2.5340	0.3065	0.4081	0.0080	0.0553	0.1346	0.2738	0.0231	0.0912
21 NSP	0.1215	0.0188	0.1392	5.8567	0.1769	0.7894	0.0053	0.0173	0.0372	0.0689	0.0	0.0864
22 NFL	0.0767	0.0082	0.0890	0.1406	0.1622	9.1055	0.0	0.0019	0.0068	0.0291	0.0033	0.1419
50 OHO	0.0330	0.2498	0.0841	0.1259	0.0181	0.0280	0.9828	0.5985	0.4439	0.1911	0.0636	0.0102
51 ILL	0.0406	0.2037	0.0795	0.0643	0.0311	0.0134	0.5213	0.2569	0.1866	0.1427	0.1284	0.0119
52 PEN	0.0623	0.3029	0.1328	0.2198	0.0336	0.0336	1.0691	1.2209	0.8088	0.2539	0.0558	0.0211
53 IND	0.0254	0.1839	0.0572	0.0605	0.0174	0.0174	0.5233	0.3071	0.2414	0.1305	0.0669	0.0076
54 KEN	0.0169	0.0825	0.0357	0.0546	0.0084	0.0093	0.2653	0.1768	0.1686	0.0673	0.0313	0.0055
55 MCH	0.0648	0.4644	0.1771	0.1242	0.0534	0.0388	0.9184	0.5506	0.3675	0.3368	0.1760	0.0224
56 TEN	0.0087	0.0557	0.0210	0.0405	0.0042	0.0096	0.1591	0.1068	0.0860	0.0398	0.0283	0.0035
57 MSU	0.0229	0.0954	0.0408	0.0355	0.0156	0.0042	0.2141	0.1164	0.0908	0.0644	0.1016	0.0075
58 WVR	0.0290	0.1895	0.0705	0.1129	0.0117	0.0173	0.3811	0.4031	0.3186	0.1441	0.0246	0.0084
59 NYK	0.1272	0.3077	0.3248	0.4351	0.0642	0.0957	0.1527	12.6555	3.9622	0.7070	0.0065	0.0295
60 ALA	0.0073	0.0347	0.0211	0.0206	0.0026	0.0027	0.0952	0.0690	0.0496	0.0378	0.0176	0.0024
61 WI	0.0611	0.1984	0.0599	0.0538	0.0393	0.0089	0.3342	0.2239	0.1543	0.1296	0.2652	0.0200
62 IA	0.0340	0.1177	0.0406	0.0270	0.0207	0.0076	0.2143	0.1341	0.0763	0.0733	0.1247	0.0156
63 MIN	0.0329	0.0797	0.0335	0.0200	0.0128	0.0084	0.0726	0.0574	0.0344	0.0538	0.1023	0.0157
64 VA	0.0301	0.1049	0.0749	0.1274	0.0148	0.0224	0.1183	0.2276	0.2657	0.1462	0.0126	0.0107
65 NC	0.0133	0.0591	0.0392	0.0685	0.0109	0.0174	0.1223	0.1274	0.1199	0.0645	0.0141	0.0064
66 NH	0.2277	0.2141	0.8504	0.7208	0.1433	0.1961	0.0508	0.1763	6.1597	1.8642	0.0064	0.0568
67 GA	0.0065	0.0231	0.0127	0.0287	0.0028	0.0059	0.0663	0.0600	0.0613	0.0231	0.0285	0.0028
68 SC	0.0071	0.0305	0.0130	0.0282	0.0043	0.0128	0.0558	0.0616	0.0508	0.0256	0.0151	0.0030
69 MD	0.0658	0.1917	0.1124	0.1698	0.0249	0.0312	0.1187	0.4681	0.4951	0.2179	0.0341	0.0134
70 DE	0.0584	0.1500	0.1172	0.1903	0.0349	0.0419	0.0929	0.2872	0.4520	0.2300	0.0191	0.0134
71 NJ	0.0885	0.2087	0.1858	0.3167	0.0558	0.0612	0.0897	0.4671	1.3971	0.3219	0.0081	0.0176
72 DC	0.0564	0.1754	0.1040	0.1569	0.0210	0.0232	0.1322	0.3832	0.4197	0.1945	0.0414	0.0125
73 AR	0.0106	0.0330	0.0131	0.0102	0.0020	0.0056	0.0966	0.0658	0.0467	0.0248	0.0265	0.0016
74 LA	0.0024	0.0071	0.0040	0.0046	0.0014	0.0003	0.0197	0.0192	0.0166	0.0062	0.0017	0.0005
75 MS	0.0033	0.0240	0.0125	0.0155	0.0023	0.0027	0.0662	0.0474	0.0297	0.0233	0.0126	0.0007
76 MA	0.1301	0.1017	0.3591	0.6506	0.0800	0.1082	0.0346	0.1968	9.1687	0.4458	0.0077	0.0281
77 CT	0.1276	0.1779	0.2931	0.5034	0.0684	0.0935	0.0717	0.3108	4.3275	0.5107	0.0084	0.0271
78 RI	0.1301	0.1017	0.3591	0.6506	0.0800	0.1082	0.0346	0.1968	9.1687	0.4458	0.0077	0.0281
79 ME	0.2474	0.0969	1.6055	1.1589	0.1943	0.2662	0.0247	0.0811	0.2741	9.4450	0.0067	0.0764
80 VT	0.2074	0.5028	0.6532	0.5413	0.1177	0.1675	0.0924	3.5007	6.2875	1.9874	0.0088	0.0552

086/NM-Mai-21

TABLEAU 5.10

MATRICE DE TRANSFERT SOURCE-RECEPTEUR 1980
DEPOT DE SO2 HUMIDE (KG/HA-AN-TGS)

	1 NEO	2 CEO	3 SWO	4 SEO	5 SUD	6 SBJ	7 PBL	8 NQB	9 OTT	10 ABI	11 NIT	12 CHI	13 LSJ
1 ABI	0.2642	0.3766	0.0891	0.4788	0.2373	0.6852	0.1644	0.0782	2.0970	14.1525	0.2931	0.9524	3.4027
2 CQB	0.0877	0.0404	0.0245	0.0909	0.0593	0.8394	0.9814	0.3983	0.1589	0.2749	10.6982	3.9677	1.1156
3 NQB	0.0163	0.0041	0.0035	0.0239	0.0034	0.0933	0.1653	6.7270	0.0478	0.0394	0.5093	0.2053	0.0918
10 NMN	0.0619	0.0297	0.0077	0.0092	0.0079	0.0258	0.0731	0.0458	0.0076	0.0169	0.0316	0.0145	0.0086
11 SMN	0.1059	0.0557	0.0266	0.0202	0.0167	0.0716	0.0458	0.0147	0.0159	0.0431	0.0230	0.0397	0.0182
12 NWO	0.4825	0.4230	0.0979	0.0580	0.0717	0.2370	0.1645	0.0347	0.0385	0.2049	0.0755	0.1077	0.1303
13 NEO	1.0426	9.4817	0.4777	0.5391	1.2905	0.4212	0.1437	0.0443	0.2659	0.8587	0.1248	0.2843	0.3547
14 SUD	0.1512	1.4766	2.2725	5.9475	50.5075	0.2551	0.0885	0.0322	3.5405	1.5837	0.1049	0.2477	0.5120
15 SWO	0.0249	0.0657	11.7400	2.5295	0.1698	0.0547	0.0216	0.0128	0.8785	0.3040	0.0483	0.1319	0.2356
16 SEO	0.0295	0.0417	0.1152	0.4787	0.1885	0.0725	0.0421	0.0145	0.5491	0.1628	0.0712	0.2242	0.5298
17 SLV	0.0248	0.0513	0.0208	0.0930	0.0718	0.0974	0.0441	0.0181	0.2657	0.2822	0.0725	0.2271	1.0789
18 NDA	0.2147	0.8059	0.2695	1.4242	0.9247	0.7974	0.1966	0.0660	2.0120	8.4092	0.2164	0.7150	1.5510
19 GBY	0.0223	0.0094	0.0007	0.0066	0.0020	0.0653	0.0783	0.0440	0.0263	0.0290	0.1382	0.3396	0.4735
20 NBK	0.0063	0.0102	0.0019	0.0101	0.0147	0.0073	0.0076	0.0113	0.0405	0.0132	0.0280	0.0627	0.0910
21 NSP	0.0015	0.0012	0.0014	0.0061	0.0068	0.0017	0.0059	0.0107	0.0131	0.0023	0.0201	0.0334	0.0411
22 NFL	0.0045	0.0016	0.0002	0.0	0.0	0.0079	0.0135	0.0200	0.0	0.0027	0.0205	0.0447	0.0251
50 OHO	0.0201	0.0294	0.6445	0.3807	0.0704	0.0250	0.0129	0.0048	0.1830	0.0743	0.0147	0.0312	0.0658
51 ILL	0.0288	0.2024	0.6952	0.2825	0.3827	0.0405	0.0166	0.0044	0.2223	0.1221	0.0117	0.0281	0.0582
52 PEN	0.0062	0.0146	0.1554	0.4281	0.0506	0.0234	0.0080	0.0062	0.1626	0.0687	0.0197	0.0479	0.0977
53 IND	0.0175	0.0849	0.5859	0.2260	0.1572	0.0266	0.0115	0.0030	0.1525	0.0752	0.0088	0.0198	0.0456
54 KEN	0.0077	0.0234	0.2068	0.0945	0.0565	0.0155	0.0079	0.0023	0.0814	0.0370	0.0064	0.0114	0.0209
55 MCH	0.0305	0.3015	4.2790	0.9846	0.7645	0.0702	0.0223	0.0099	0.4617	0.2103	0.0346	0.0675	0.1076
56 TEN	0.0031	0.0180	0.1113	0.0603	0.0443	0.0078	0.0048	0.0011	0.0575	0.0277	0.0048	0.0077	0.0132
57 MSU	0.0228	0.0747	0.1936	0.0982	0.0886	0.0205	0.0060	0.0016	0.0873	0.0492	0.0084	0.0179	0.0273
58 WVR	0.0031	0.0149	0.1207	0.1986	0.0280	0.0178	0.0076	0.0029	0.1338	0.0462	0.0090	0.0240	0.0548
59 NYK	0.0062	0.0042	0.0261	0.0989	0.0093	0.0160	0.0081	0.0030	0.0471	0.0586	0.0216	0.0569	0.1282
60 ALA	0.0018	0.0135	0.0620	0.0346	0.0316	0.0039	0.0027	0.0005	0.0216	0.0094	0.0017	0.0028	0.0069
61 WI	0.0936	0.4962	0.5237	0.2870	0.6146	0.0540	0.0256	0.0080	0.1740	0.1744	0.0189	0.0592	0.0865
62 IA	0.0599	0.1583	0.2226	0.1246	0.1760	0.0386	0.0132	0.0053	0.0992	0.0701	0.0168	0.0264	0.0397
63 MIN	0.1003	0.1451	0.1332	0.0867	0.1391	0.0702	0.0389	0.0089	0.0750	0.0667	0.0252	0.0344	0.0360
64 VA	0.0050	0.0130	0.0369	0.0831	0.0291	0.0032	0.0024	0.0032	0.0646	0.0310	0.0069	0.0208	0.0389
65 NC	0.0027	0.0088	0.0406	0.0628	0.0203	0.0057	0.0019	0.0015	0.0560	0.0293	0.0045	0.0086	0.0156
66 NH	0.0109	0.0188	0.0139	0.1114	0.0689	0.0329	0.0087	0.0046	0.1219	0.0335	0.0326	0.0665	0.1886
67 GA	0.0008	0.0091	0.0447	0.0327	0.0170	0.0031	0.0019	0.0006	0.0171	0.0134	0.0017	0.0031	0.0056
68 SC	0.0018	0.0076	0.0430	0.0343	0.0165	0.0017	0.0003	0.0004	0.0223	0.0107	0.0017	0.0045	0.0047
69 MD	0.0061	0.0044	0.0274	0.0765	0.0041	0.0031	0.0018	0.0022	0.0751	0.0476	0.0113	0.0251	0.0479
70 DE	0.0052	0.0019	0.0230	0.0637	0.0025	0.0041	0.0020	0.0024	0.0691	0.0445	0.0086	0.0220	0.0467
71 NJ	0.0068	0.0019	0.0194	0.0618	0.0036	0.0096	0.0021	0.0021	0.0679	0.0373	0.0135	0.0332	0.0744
72 DC	0.0075	0.0070	0.0329	0.0861	0.0141	0.0043	0.0025	0.0026	0.0652	0.0423	0.0100	0.0271	0.0469
73 AR	0.0051	0.0252	0.0651	0.0334	0.0334	0.0035	0.0012	0.0007	0.0172	0.0184	0.0026	0.0070	0.0112
74 LA	0.0027	0.0085	0.0218	0.0081	0.0085	0.0021	0.0016	0.0001	0.0015	0.0024	0.0007	0.0011	0.0013
75 MS	0.0020	0.0131	0.0330	0.0160	0.0210	0.0027	0.0012	0.0002	0.0099	0.0055	0.0008	0.0011	0.0032
76 MA	0.0047	0.0029	0.0140	0.0386	0.0058	0.0093	0.0062	0.0030	0.0102	0.0183	0.0181	0.0360	0.1122
77 CT	0.0076	0.0032	0.0183	0.0648	0.0087	0.0125	0.0039	0.0025	0.0260	0.0301	0.0185	0.0459	0.1081
78 RI	0.0047	0.0029	0.0140	0.0386	0.0058	0.0093	0.0062	0.0030	0.0102	0.0183	0.0181	0.0360	0.1122
79 ME	0.0079	0.0167	0.0026	0.0210	0.0234	0.0145	0.0131	0.0059	0.0538	0.0235	0.0212	0.0498	0.0809
80 VT	0.0135	0.0247	0.0202	0.1607	0.1214	0.0401	0.0133	0.0069	0.1514	0.0528	0.0383	0.0888	0.2691

066/BA-Mai-21

TABLEAU 5.10 (suite)

MATRICE DE TRANSFERT SOURCE-RECEPTEUR 1980
DEPOT DE SO2 HUMIDE (KG/HA-AN-TGS)

	14 GP	15 MTL	16 NB	17 NE	18 ANT	19 TN	20 WNY	21 ENY	22 SNA	23 NNA	24 NDA	25 LAB
1 ABI	0.3704	2.8197	0.4508	0.2105	0.1578	0.0594	0.1230	0.6896	0.5905	0.9938	1.5238	0.1139
2 CQB	0.7809	0.4066	0.2211	0.1414	0.3114	0.1072	0.0390	0.1381	0.0380	0.1566	0.1371	0.3520
3 NQB	0.1020	0.0605	0.0149	0.0127	0.0963	0.0467	0.0147	0.0240	0.0031	0.0108	0.0381	1.0173
10 NMN	0.0098	0.0073	0.0038	0.0030	0.0027	0.0019	0.0035	0.0040	0.0028	0.0044	0.0072	0.0143
11 SMN	0.0132	0.0156	0.0046	0.0044	0.0091	0.0028	0.0078	0.0083	0.0054	0.0087	0.0192	0.0072
12 NWO	0.0419	0.0649	0.0402	0.0207	0.0277	0.0089	0.0318	0.0207	0.0137	0.0341	0.1887	0.0248
13 NEO	0.0982	0.2566	0.1057	0.0516	0.0592	0.0221	0.1144	0.1350	0.0858	0.1314	2.0434	0.0454
14 SUD	0.1464	0.9806	0.2391	0.1077	0.0783	0.0325	0.5143	0.5248	0.3060	0.3978	1.6600	0.0478
15 SWO	0.0679	0.6494	0.1738	0.1239	0.0335	0.0375	5.4837	1.4950	0.5996	0.4162	0.1118	0.0200
16 SEO	0.2236	7.1405	0.5362	0.2693	0.1218	0.0842	0.1487	5.8840	2.4302	1.7891	0.0759	0.0551
17 SLV	0.4502	13.0525	1.3909	0.4766	0.2147	0.1116	0.0540	0.2391	0.8335	5.5300	0.0967	0.0946
18 NDA	0.2228	1.1866	0.2697	0.1382	0.1133	0.0426	0.4488	0.2275	0.1963	0.5213	53.8725	0.0722
19 GBY	14.6823	0.0794	1.4063	0.6948	2.0244	0.4418	0.0	0.0131	0.0498	0.3287	0.0161	0.3427
20 NBK	0.1838	0.0696	8.7142	5.1392	0.3257	0.4171	0.0053	0.0575	0.1554	0.4880	0.0211	0.0818
21 NSP	0.1280	0.0187	0.1729	12.9195	0.1878	0.9829	0.0045	0.0146	0.0355	0.0740	0.0	0.0877
22 NFL	0.0964	0.0055	0.1137	0.2020	0.2163	18.4950	0.0	0.0018	0.0056	0.0256	0.0021	0.1786
50 OHO	0.0194	0.1911	0.0509	0.0648	0.0112	0.0120	1.1172	0.5024	0.3073	0.1184	0.0649	0.0055
51 ILL	0.0213	0.1183	0.0384	0.0285	0.0133	0.0062	0.3705	0.1511	0.0952	0.0744	0.1332	0.0057
52 PEN	0.0401	0.2919	0.0871	0.1267	0.0183	0.0153	1.7976	1.5512	0.7521	0.2016	0.0426	0.0119
53 IND	0.0167	0.1135	0.0319	0.0282	0.0085	0.0074	0.4073	0.1957	0.1345	0.0693	0.0498	0.0039
54 KEN	0.0094	0.0526	0.0188	0.0275	0.0053	0.0042	0.1920	0.1092	0.0915	0.0405	0.0253	0.0030
55 MCH	0.0389	0.3460	0.0969	0.0600	0.0264	0.0169	0.9513	0.4177	0.2312	0.2042	0.2333	0.0111
56 TEN	0.0044	0.0359	0.0122	0.0190	0.0020	0.0044	0.0998	0.0711	0.0484	0.0247	0.0264	0.0019
57 MSU	0.0119	0.0582	0.0197	0.0156	0.0066	0.0019	0.1331	0.0611	0.0446	0.0331	0.0602	0.0033
58 WVR	0.0186	0.1514	0.0404	0.0584	0.0064	0.0072	0.4154	0.3569	0.2417	0.0952	0.0166	0.0046
59 NYK	0.0999	0.3718	0.2751	0.3190	0.0393	0.0501	0.2130	20.1450	7.1862	0.8128	0.0048	0.0182
60 ALA	0.0039	0.0205	0.0116	0.0102	0.0012	0.0013	0.0641	0.0485	0.0299	0.0229	0.0109	0.0011
61 WI	0.0339	0.1063	0.0269	0.0224	0.0188	0.0041	0.2252	0.1222	0.0755	0.0620	0.2267	0.0096
62 IA	0.0162	0.0611	0.0195	0.0118	0.0094	0.0036	0.1286	0.0710	0.0359	0.0358	0.0807	0.0070
63 MIN	0.0159	0.0401	0.0155	0.0080	0.0062	0.0040	0.0408	0.0297	0.0159	0.0245	0.0612	0.0076
64 VA	0.0209	0.0875	0.0466	0.0683	0.0071	0.0123	0.1170	0.2269	0.2159	0.1108	0.0096	0.0055
65 NC	0.0074	0.0465	0.0229	0.0374	0.0044	0.0100	0.0959	0.0965	0.0908	0.0433	0.0113	0.0028
66 NH	0.1905	0.2743	1.0367	0.6804	0.1104	0.1203	0.0528	0.2567	11.3050	3.2657	0.0045	0.0368
67 GA	0.0036	0.0154	0.0081	0.0148	0.0014	0.0030	0.0472	0.0378	0.0358	0.0143	0.0203	0.0013
68 SC	0.0042	0.0202	0.0081	0.0161	0.0022	0.0061	0.0380	0.0408	0.0339	0.0151	0.0105	0.0013
69 MD	0.0420	0.1565	0.0799	0.1033	0.0147	0.0157	0.1211	0.5617	0.5448	0.1821	0.0427	0.0072
70 DE	0.0379	0.1243	0.0827	0.1207	0.0216	0.0224	0.0924	0.3227	0.4934	0.1883	0.0198	0.0070
71 NJ	0.0651	0.2167	0.1471	0.2205	0.0329	0.0321	0.0913	0.7259	1.9945	0.3135	0.0058	0.0098
72 DC	0.0349	0.1399	0.0718	0.0935	0.0114	0.0125	0.1408	0.4099	0.4463	0.1532	0.0401	0.0068
73 AR	0.0053	0.0186	0.0071	0.0048	0.0009	0.0023	0.0552	0.0344	0.0236	0.0130	0.0176	0.0007
74 LA	0.0010	0.0036	0.0018	0.0020	0.0006	0.0002	0.0114	0.0113	0.0085	0.0030	0.0007	0.0002
75 MS	0.0017	0.0133	0.0060	0.0072	0.0013	0.0014	0.0455	0.0292	0.0169	0.0120	0.0069	0.0004
76 MA	0.0912	0.1105	0.3258	0.5701	0.0558	0.0629	0.0274	0.2998	16.2150	0.5430	0.0080	0.0172
77 CT	0.0984	0.1955	0.2528	0.4000	0.0445	0.0497	0.0751	0.5017	8.1737	0.5881	0.0163	0.0171
78 RI	0.0912	0.1105	0.3258	0.5701	0.0558	0.0629	0.0274	0.2998	16.2150	0.5430	0.0080	0.0172
79 ME	0.2142	0.1037	2.4605	1.4108	0.1595	0.1878	0.0186	0.0853	0.3939	16.5725	0.0051	0.0542
80 VT	0.1740	0.7655	0.7033	0.4418	0.0828	0.0942	0.1111	6.3212	11.8435	3.0635	0.0062	0.0345

065/84-Mai-21

TABLEAU 5.11

MATRICE DE TRANSFERT SOURCE-RECEPTEUR 1980
DEPOT DE SO4 HUMIDE (KG/HA-AN-TGS)

	1 NEO	2 CEO	3 SWO	4 SEO	5 SUD	6 SBJ	7 PBL	8 NQB	9 OTT	10 ABI	11 NIT	12 CHI	13 LSJ
1 ABI	0.1852	0.2934	0.1167	0.3302	0.2213	0.3795	0.1325	0.1040	1.0559	6.2195	0.2636	0.6351	1.7362
2 CQB	0.0939	0.0662	0.0469	0.1280	0.0877	0.5366	0.4990	0.3202	0.1753	0.2721	4.4922	1.9190	0.7523
3 NQB	0.0353	0.0115	0.0096	0.0387	0.0078	0.1238	0.1945	2.8577	0.0662	0.0728	0.4060	0.2354	0.1370
10 NMN	0.1129	0.0584	0.0218	0.0255	0.0164	0.0586	0.1637	0.1070	0.0202	0.0440	0.0863	0.0374	0.0278
11 SMN	0.2148	0.1172	0.0613	0.0556	0.0330	0.2173	0.1391	0.0535	0.0457	0.1228	0.0873	0.1418	0.0644
12 NWO	0.4944	0.4361	0.1679	0.1209	0.1103	0.4081	0.2719	0.0858	0.0816	0.3503	0.1800	0.2884	0.3115
13 NEO	0.6170	4.3547	0.4515	0.5864	0.8167	0.4282	0.2108	0.0951	0.3680	0.7262	0.2087	0.3830	0.4838
14 SUD	0.1391	0.7171	1.2401	2.9795	24.0925	0.2430	0.1045	0.0692	2.0967	0.9735	0.1621	0.3073	0.5528
15 SWO	0.0392	0.0661	5.7635	1.4241	0.1261	0.0779	0.0368	0.0314	0.6017	0.2670	0.0705	0.1634	0.2712
16 SEO	0.0413	0.0500	0.1249	0.2649	0.1706	0.0831	0.0495	0.0313	0.3034	0.1399	0.1059	0.2117	0.3944
17 SLV	0.0338	0.0731	0.0373	0.1114	0.1237	0.0927	0.0487	0.0453	0.2293	0.1867	0.1068	0.1927	0.5870
18 NDA	0.1629	0.4473	0.2406	0.8536	0.5632	0.4324	0.1766	0.1004	1.0189	3.6150	0.2282	0.5127	1.0346
19 GBY	0.0369	0.0302	0.0037	0.0164	0.0087	0.1046	0.0966	0.0931	0.0489	0.0538	0.1526	0.2573	0.3689
20 NBK	0.0167	0.0361	0.0110	0.0373	0.0604	0.0172	0.0149	0.0304	0.1143	0.0287	0.0534	0.0884	0.1197
21 NSP	0.0060	0.0048	0.0071	0.0171	0.0218	0.0039	0.0183	0.0294	0.0301	0.0069	0.0480	0.0565	0.0683
22 NFL	0.0149	0.0071	0.0011	0.0	0.0	0.0212	0.0355	0.0331	0.0	0.0097	0.0398	0.0730	0.0459
50 OHO	0.0309	0.0409	0.4665	0.3697	0.0684	0.0405	0.0315	0.0189	0.2197	0.0961	0.0448	0.0640	0.1216
51 ILL	0.0646	0.2546	0.6447	0.4343	0.3783	0.0964	0.0537	0.0183	0.3383	0.1972	0.0377	0.0706	0.1303
52 PEN	0.0186	0.0327	0.1384	0.3300	0.0922	0.0454	0.0166	0.0225	0.1675	0.0928	0.0421	0.0921	0.1545
53 IND	0.0341	0.1358	0.5892	0.3725	0.2464	0.0652	0.0338	0.0112	0.2485	0.1467	0.0269	0.0522	0.1019
54 KEN	0.0173	0.0432	0.3174	0.1907	0.1010	0.0382	0.0227	0.0096	0.1671	0.0887	0.0213	0.0312	0.0528
55 MCH	0.0509	0.2133	2.2100	0.8319	0.4563	0.0858	0.0485	0.0311	0.5405	0.2278	0.0668	0.1091	0.1840
56 TEN	0.0100	0.0482	0.2348	0.1366	0.0974	0.0187	0.0142	0.0048	0.1320	0.0606	0.0152	0.0225	0.0354
57 MSU	0.0577	0.1795	0.3096	0.1773	0.1669	0.0572	0.0213	0.0069	0.1543	0.1238	0.0311	0.0541	0.0755
58 WVR	0.0081	0.0207	0.1492	0.2103	0.0358	0.0413	0.0158	0.0125	0.1440	0.0722	0.0323	0.0599	0.0999
59 NYK	0.0113	0.0123	0.0415	0.0986	0.0216	0.0301	0.0181	0.0088	0.0547	0.0540	0.0392	0.0850	0.1454
60 ALA	0.0078	0.0318	0.1348	0.0840	0.0672	0.0113	0.0090	0.0023	0.0481	0.0278	0.0065	0.0086	0.0192
61 WI	0.1434	0.4369	0.5709	0.4897	0.6249	0.1048	0.0687	0.0306	0.3850	0.2682	0.0539	0.1303	0.2076
62 IA	0.1286	0.2676	0.3660	0.2797	0.3411	0.1099	0.0447	0.0161	0.2585	0.1714	0.0491	0.0871	0.1369
63 MIN	0.1683	0.2702	0.2499	0.2237	0.2546	0.1593	0.0951	0.0282	0.1876	0.1785	0.0716	0.1222	0.1321
64 VA	0.0094	0.0234	0.0706	0.1082	0.0394	0.0091	0.0079	0.0101	0.0783	0.0416	0.0234	0.0426	0.0678
65 NC	0.0093	0.0194	0.0995	0.1087	0.0285	0.0134	0.0048	0.0045	0.0777	0.0432	0.0129	0.0175	0.0282
66 NH	0.0180	0.0309	0.0271	0.1058	0.0955	0.0429	0.0156	0.0110	0.1155	0.0393	0.0555	0.0907	0.1580
67 GA	0.0030	0.0214	0.1101	0.0759	0.0254	0.0067	0.0034	0.0030	0.0457	0.0310	0.0063	0.0102	0.0143
68 SC	0.0059	0.0189	0.1109	0.0725	0.0283	0.0031	0.0014	0.0014	0.0299	0.0185	0.0042	0.0075	0.0077
69 MD	0.0140	0.0112	0.0496	0.1100	0.0133	0.0115	0.0074	0.0079	0.1043	0.0730	0.0220	0.0516	0.0884
70 DE	0.0126	0.0059	0.0364	0.0991	0.0093	0.0120	0.0079	0.0058	0.0942	0.0618	0.0169	0.0394	0.0795
71 NJ	0.0126	0.0081	0.0364	0.0863	0.0141	0.0141	0.0060	0.0059	0.0796	0.0594	0.0229	0.0541	0.1090
72 DC	0.0133	0.0168	0.0573	0.1161	0.0317	0.0152	0.0085	0.0086	0.0861	0.0643	0.0230	0.0524	0.0851
73 AR	0.0195	0.0793	0.1590	0.0886	0.0749	0.0109	0.0044	0.0034	0.0455	0.0542	0.0117	0.0316	0.0410
74 LA	0.0072	0.0251	0.0655	0.0269	0.0366	0.0088	0.0064	0.0003	0.0083	0.0115	0.0026	0.0056	0.0064
75 MS	0.0066	0.0349	0.0883	0.0477	0.0501	0.0095	0.0051	0.0008	0.0337	0.0206	0.0035	0.0039	0.0137
76 MA	0.0089	0.0085	0.0298	0.0489	0.0177	0.0165	0.0161	0.0082	0.0223	0.0221	0.0304	0.0655	0.1325
77 CT	0.0109	0.0102	0.0355	0.0740	0.0240	0.0192	0.0119	0.0071	0.0412	0.0331	0.0335	0.0717	0.1336
78 RI	0.0089	0.0085	0.0298	0.0489	0.0177	0.0165	0.0161	0.0082	0.0223	0.0221	0.0304	0.0655	0.1325
79 ME	0.0137	0.0375	0.0095	0.0430	0.0670	0.0226	0.0196	0.0178	0.0743	0.0231	0.0418	0.0740	0.0900
80 VT	0.0199	0.0370	0.0327	0.1336	0.1166	0.0509	0.0212	0.0144	0.1384	0.0615	0.0636	0.1045	0.2182

066/84-Mai-21

TABLEAU 5.11 (suite)

MATRICE DE TRANSFERT SOURCE-RECEPTEUR 1980
DEPOT DE SO4 HUMIDE (KG/HA-AN-TGS)

	14 GP	15 MTL	16 NB	17 NE	18 ANT	19 TN	20 WNY	21 ENY	22 SNA	23 NNA	24 NDA	25 LAB
1 ABI	0.3553	1.4680	0.4983	0.3099	0.2348	0.1262	0.1429	0.5330	0.5098	0.6995	0.7586	0.1770
2 CQB	0.6465	0.3636	0.2238	0.1658	0.3923	0.1674	0.0711	0.1842	0.0432	0.1563	0.1702	0.3953
3 NQB	0.1050	0.0926	0.0223	0.0201	0.1086	0.0563	0.0223	0.0475	0.0045	0.0172	0.0712	0.6818
10 NMN	0.0292	0.0257	0.0118	0.0104	0.0093	0.0072	0.0105	0.0134	0.0108	0.0144	0.0196	0.0443
11 SMN	0.0462	0.0533	0.0216	0.0184	0.0364	0.0149	0.0207	0.0245	0.0176	0.0335	0.0497	0.0264
12 NWO	0.1260	0.1411	0.1170	0.0650	0.0952	0.0311	0.0677	0.0538	0.0379	0.0991	0.2277	0.0782
13 NEO	0.2069	0.4081	0.2692	0.1611	0.1678	0.0745	0.1570	0.2069	0.1636	0.2969	1.3313	0.1177
14 SUD	0.2612	0.8678	0.4405	0.2750	0.1896	0.1078	0.4210	0.5080	0.3963	0.5920	0.9087	0.1204
15 SWO	0.1335	0.6425	0.3550	0.3558	0.1080	0.1362	2.8255	1.1207	0.7122	0.6190	0.0940	0.0621
16 SEO	0.2837	3.3060	0.5967	0.4821	0.2438	0.2263	0.1650	2.6867	1.2761	1.1959	0.0560	0.1237
17 SLV	0.4395	5.9785	0.9719	0.5614	0.3447	0.2564	0.0719	0.2068	0.4736	2.5970	0.0815	0.1753
18 NDA	0.2551	0.8364	0.3820	0.2399	0.1932	0.0989	0.3793	0.2072	0.2005	0.5252	25.2475	0.1396
19 GBY	6.6207	0.1259	0.8169	0.5370	1.3511	0.5598	0.0	0.0389	0.0993	0.3561	0.0400	0.3727
20 NBK	0.2253	0.1104	3.9862	2.4455	0.4060	0.5359	0.0196	0.0846	0.1895	0.2847	0.0390	0.1460
21 NSP	0.1681	0.0286	0.1756	5.7932	0.2320	0.8744	0.0096	0.0333	0.0667	0.1057	0.0	0.1251
22 NFL	0.1003	0.0196	0.1132	0.1595	0.1895	8.4357	0.0	0.0030	0.0133	0.0533	0.0083	0.1661
50 OHO	0.0571	0.3153	0.1357	0.2120	0.0312	0.0566	0.8672	0.6310	0.5320	0.2871	0.0668	0.0192
51 ILL	0.0718	0.2958	0.1415	0.1248	0.0631	0.0275	0.5951	0.3598	0.3091	0.2368	0.1366	0.0253
52 PEN	0.0977	0.3226	0.1979	0.3144	0.0596	0.0613	0.9242	1.0138	0.7537	0.3095	0.0748	0.0372
53 IND	0.0401	0.2716	0.0979	0.1134	0.0355	0.0383	0.5723	0.3996	0.3541	0.2199	0.1003	0.0159
54 KEN	0.0300	0.1266	0.0642	0.0986	0.0137	0.0191	0.3417	0.2599	0.2697	0.1089	0.0424	0.0105
55 MCH	0.0990	0.5220	0.2688	0.2171	0.0926	0.0729	0.8453	0.6166	0.4842	0.4577	0.1634	0.0437
56 TEN	0.0176	0.0908	0.0376	0.0763	0.0090	0.0197	0.2374	0.1545	0.1401	0.0656	0.0315	0.0069
57 MSU	0.0416	0.1450	0.0779	0.0729	0.0326	0.0095	0.2895	0.1822	0.1538	0.1124	0.1604	0.0164
58 WVR	0.0460	0.2452	0.1207	0.1930	0.0217	0.0346	0.3701	0.4472	0.3935	0.2107	0.0394	0.0154
59 NYK	0.1668	0.2901	0.3578	0.4904	0.0988	0.1536	0.1386	9.9397	3.5882	0.6150	0.0093	0.0456
60 ALA	0.0142	0.0617	0.0396	0.0432	0.0059	0.0053	0.1425	0.1006	0.0825	0.0648	0.0290	0.0057
61 WI	0.0979	0.3077	0.1139	0.1106	0.0677	0.0176	0.4233	0.3521	0.2727	0.2294	0.2704	0.0385
62 IA	0.0655	0.2020	0.0817	0.0572	0.0411	0.0173	0.3125	0.2273	0.1416	0.1388	0.1671	0.0304
63 MIN	0.0628	0.1432	0.0661	0.0436	0.0255	0.0184	0.1172	0.1018	0.0676	0.1060	0.1484	0.0317
64 VA	0.0447	0.1374	0.1151	0.2097	0.0297	0.0393	0.1305	0.2425	0.3252	0.1882	0.0181	0.0204
65 NC	0.0248	0.0839	0.0633	0.1218	0.0226	0.0283	0.1605	0.1691	0.1663	0.0970	0.0188	0.0132
66 NH	0.2578	0.1990	0.7078	0.6671	0.1778	0.2576	0.0544	0.1593	5.5385	1.6526	0.0096	0.0813
67 GA	0.0121	0.0384	0.0213	0.0535	0.0060	0.0112	0.0953	0.0927	0.1003	0.0391	0.0418	0.0062
68 SC	0.0125	0.0485	0.0218	0.0483	0.0088	0.0237	0.0841	0.0977	0.0817	0.0453	0.0228	0.0063
69 MD	0.1026	0.2321	0.1591	0.2478	0.0416	0.0511	0.1264	0.4296	0.4631	0.2602	0.0336	0.0247
70 DE	0.0886	0.1842	0.1632	0.2716	0.0560	0.0642	0.1009	0.2749	0.4285	0.2706	0.0205	0.0252
71 NJ	0.1225	0.2108	0.2377	0.3773	0.0901	0.0976	0.0973	0.4068	1.1390	0.3290	0.0119	0.0306
72 DC	0.0897	0.2166	0.1481	0.2351	0.0378	0.0370	0.1357	0.3761	0.4096	0.2403	0.0468	0.0231
73 AR	0.0219	0.0578	0.0247	0.0222	0.0046	0.0141	0.1541	0.1122	0.0851	0.0457	0.0433	0.0039
74 LA	0.0057	0.0145	0.0092	0.0108	0.0036	0.0006	0.0358	0.0344	0.0337	0.0135	0.0046	0.0013
75 MS	0.0069	0.0446	0.0267	0.0336	0.0044	0.0059	0.1014	0.0792	0.0534	0.0467	0.0234	0.0013
76 MA	0.1747	0.1043	0.3731	0.6286	0.1086	0.1597	0.0467	0.1801	7.9747	0.4003	0.0082	0.0432
77 CT	0.1654	0.1769	0.3218	0.5270	0.1002	0.1463	0.0779	0.2823	4.0282	0.4631	0.0081	0.0413
78 RI	0.1747	0.1043	0.3731	0.6286	0.1086	0.1597	0.0467	0.1801	7.9747	0.4003	0.0082	0.0432
79 ME	0.2677	0.0976	1.3286	0.9556	0.2243	0.3098	0.0345	0.0856	0.2513	8.1462	0.0093	0.1012
80 VT	0.2396	0.4346	0.5713	0.5566	0.1570	0.2362	0.0899	3.0900	5.8545	1.6467	0.0135	0.0824

06/84-Mai-21

TABLEAU 5.12

MATRICE DE TRANSFERT SOURCE-RECEPTEUR 1980
DEPOT DE SOUFRE HUM. (KG/HA-AN-TGS)

	1 NEO	2 CEO	3 SWO	4 SEO	5 SUD	6 SBJ	7 PBL	8 NQB	9 OTT	10 ABI	11 NIT	12 CHI	13 LSJ
1 ABI	0.1938	0.2861	0.0834	0.3495	0.1924	0.4690	0.1264	0.0738	1.4002	9.1502	0.2344	0.6879	2.2802
2 CQB	0.0751	0.0423	0.0279	0.0881	0.0589	0.5985	0.6571	0.3059	0.1379	0.2281	6.8470	2.6235	0.8086
3 NQB	0.0199	0.0059	0.0049	0.0249	0.0043	0.0879	0.1475	4.3165	0.0460	0.0440	0.3900	0.1812	0.0916
10 NMN	0.0686	0.0343	0.0111	0.0131	0.0094	0.0325	0.0911	0.0586	0.0105	0.0231	0.0445	0.0197	0.0136
11 SMN	0.1245	0.0669	0.0337	0.0286	0.0194	0.1083	0.0693	0.0252	0.0232	0.0625	0.0406	0.0671	0.0306
12 NWO	0.4061	0.3569	0.1049	0.0693	0.0726	0.2546	0.1729	0.0459	0.0464	0.2192	0.0978	0.1500	0.1690
13 NEO	0.7270	6.1922	0.3893	0.4650	0.9175	0.3533	0.1421	0.0539	0.2556	0.6715	0.1320	0.2698	0.3386
14 SUD	0.1220	0.9774	1.5497	3.9670	33.2850	0.2085	0.0791	0.0391	2.4695	1.1164	0.1065	0.2263	0.4403
15 SWO	0.0255	0.0548	7.7905	1.7396	0.1269	0.0533	0.0231	0.0169	0.6399	0.2410	0.0477	0.1204	0.2082
16 SEO	0.0285	0.0375	0.0992	0.3276	0.1511	0.0640	0.0376	0.0177	0.3757	0.1281	0.0709	0.1826	0.3964
17 SLV	0.0236	0.0500	0.0229	0.0836	0.0772	0.0796	0.0383	0.0241	0.2093	0.2033	0.0718	0.1778	0.7352
18 NDA	0.1617	0.5521	0.2149	0.9965	0.6502	0.5429	0.1571	0.0665	1.3455	5.4100	0.1843	0.5284	1.1206
19 GBY	0.0235	0.0148	0.0016	0.0088	0.0039	0.0675	0.0713	0.0530	0.0294	0.0324	0.1200	0.2556	0.3597
20 NBK	0.0087	0.0171	0.0046	0.0175	0.0274	0.0094	0.0088	0.0158	0.0584	0.0162	0.0318	0.0608	0.0854
21 NSP	0.0028	0.0022	0.0031	0.0087	0.0107	0.0022	0.0090	0.0151	0.0166	0.0035	0.0261	0.0355	0.0433
22 NFL	0.0072	0.0032	0.0005	0.0	0.0	0.0110	0.0186	0.0210	0.0	0.0046	0.0235	0.0467	0.0279
50 OHO	0.0203	0.0283	0.4777	0.3136	0.0580	0.0260	0.0170	0.0087	0.1647	0.0692	0.0223	0.0369	0.0735
51 ILL	0.0359	0.1861	0.5625	0.2860	0.3175	0.0524	0.0262	0.0083	0.2239	0.1268	0.0184	0.0376	0.0728
52 PEN	0.0093	0.0182	0.1238	0.3240	0.0560	0.0268	0.0095	0.0106	0.1371	0.0653	0.0239	0.0546	0.1003
53 IND	0.0201	0.0877	0.4894	0.2372	0.1607	0.0350	0.0170	0.0052	0.1591	0.0865	0.0134	0.0273	0.0568
54 KEN	0.0096	0.0261	0.2092	0.1108	0.0619	0.0205	0.0115	0.0044	0.0964	0.0481	0.0103	0.0161	0.0281
55 MCH	0.0322	0.2219	2.8762	0.7699	0.5343	0.0637	0.0274	0.0153	0.4110	0.1811	0.0395	0.0701	0.1151
56 TEN	0.0049	0.0251	0.1339	0.0757	0.0546	0.0101	0.0072	0.0022	0.0727	0.0341	0.0075	0.0114	0.0184
57 MSU	0.0306	0.0972	0.2000	0.1082	0.0999	0.0293	0.0101	0.0031	0.0951	0.0659	0.0146	0.0270	0.0388
58 WVR	0.0042	0.0144	0.1101	0.1694	0.0259	0.0226	0.0091	0.0056	0.1149	0.0472	0.0152	0.0320	0.0607
59 NYK	0.0069	0.0062	0.0269	0.0823	0.0119	0.0180	0.0101	0.0044	0.0418	0.0473	0.0239	0.0568	0.1126
60 ALA	0.0035	0.0174	0.0759	0.0453	0.0382	0.0057	0.0044	0.0010	0.0268	0.0140	0.0030	0.0043	0.0098
61 WI	0.0946	0.3937	0.4522	0.3067	0.5156	0.0620	0.0357	0.0142	0.2153	0.1766	0.0274	0.0730	0.1124
62 IA	0.0728	0.1684	0.2333	0.1555	0.2017	0.0559	0.0215	0.0080	0.1358	0.0922	0.0248	0.0422	0.0655
63 MIN	0.1063	0.1626	0.1499	0.1179	0.1544	0.0882	0.0511	0.0139	0.1000	0.0929	0.0365	0.0580	0.0621
64 VA	0.0056	0.0143	0.0420	0.0776	0.0277	0.0046	0.0038	0.0049	0.0584	0.0293	0.0113	0.0246	0.0421
65 NC	0.0045	0.0109	0.0535	0.0676	0.0197	0.0073	0.0025	0.0023	0.0539	0.0290	0.0066	0.0101	0.0172
66 NH	0.0115	0.0197	0.0160	0.0910	0.0663	0.0308	0.0095	0.0060	0.0995	0.0299	0.0348	0.0635	0.1470
67 GA	0.0014	0.0117	0.0591	0.0416	0.0170	0.0038	0.0021	0.0013	0.0238	0.0171	0.0030	0.0049	0.0075
68 SC	0.0029	0.0101	0.0585	0.0413	0.0177	0.0019	0.0006	0.0007	0.0211	0.0115	0.0023	0.0048	0.0049
69 MD	0.0077	0.0059	0.0302	0.0749	0.0065	0.0053	0.0034	0.0037	0.0723	0.0481	0.0130	0.0297	0.0534
70 DE	0.0068	0.0029	0.0236	0.0649	0.0043	0.0061	0.0036	0.0031	0.0659	0.0428	0.0099	0.0241	0.0498
71 NJ	0.0076	0.0036	0.0219	0.0597	0.0065	0.0095	0.0030	0.0030	0.0605	0.0384	0.0144	0.0346	0.0735
72 DC	0.0082	0.0091	0.0356	0.0818	0.0176	0.0072	0.0041	0.0042	0.0613	0.0426	0.0127	0.0310	0.0518
73 AR	0.0090	0.0390	0.0856	0.0462	0.0416	0.0054	0.0021	0.0015	0.0238	0.0273	0.0052	0.0140	0.0193
74 LA	0.0037	0.0126	0.0327	0.0130	0.0164	0.0040	0.0030	0.0001	0.0035	0.0051	0.0012	0.0024	0.0028
75 MS	0.0032	0.0182	0.0459	0.0239	0.0272	0.0045	0.0023	0.0003	0.0162	0.0096	0.0016	0.0019	0.0062
76 MA	0.0053	0.0043	0.0169	0.0356	0.0088	0.0102	0.0084	0.0043	0.0125	0.0165	0.0192	0.0398	0.1003
77 CT	0.0074	0.0050	0.0210	0.0571	0.0123	0.0126	0.0059	0.0036	0.0267	0.0261	0.0204	0.0469	0.0986
78 RI	0.0053	0.0043	0.0169	0.0356	0.0088	0.0102	0.0084	0.0043	0.0125	0.0165	0.0192	0.0398	0.1003
79 ME	0.0085	0.0208	0.0045	0.0248	0.0340	0.0147	0.0131	0.0089	0.0517	0.0195	0.0245	0.0496	0.0705
80 VT	0.0134	0.0247	0.0210	0.1248	0.0995	0.0370	0.0137	0.0082	0.1218	0.0469	0.0403	0.0792	0.2073

064/84-Mai-21

TABLEAU 5.12 (suite)

MATRICE DE TRANSFERT SOURCE-RECEPTEUR 1980
DEPOT DE SOUFRE HUM. (KG/HA-AN-TGS)

	14 GP	15 MTL	16 NB	17 NE	18 ANT	19 TN	20 WNY	21 ENY	22 SNA	23 NNA	24 NDA	25 LAB
1 ABI	0.3036	1.8990	0.3915	0.2086	0.1572	0.0718	0.1092	0.5224	0.4652	0.7300	1.0148	0.1160
2 CQB	0.6060	0.3245	0.1851	0.1260	0.2865	0.1094	0.0432	0.1305	0.0334	0.1304	0.1253	0.3078
3 NQB	0.0860	0.0611	0.0149	0.0130	0.0843	0.0421	0.0148	0.0278	0.0031	0.0111	0.0428	0.7359
10 NMN	0.0146	0.0122	0.0058	0.0050	0.0044	0.0034	0.0053	0.0065	0.0050	0.0070	0.0101	0.0219
11 SMN	0.0220	0.0255	0.0095	0.0083	0.0167	0.0064	0.0108	0.0123	0.0086	0.0155	0.0262	0.0124
12 NWO	0.0630	0.0795	0.0591	0.0320	0.0456	0.0148	0.0385	0.0283	0.0195	0.0501	0.1702	0.0385
13 NEO	0.1181	0.2643	0.1426	0.0795	0.0855	0.0359	0.1096	0.1365	0.0974	0.1647	1.4654	0.0619
14 SUD	0.1603	0.7795	0.2664	0.1456	0.1024	0.0522	0.3975	0.4317	0.2851	0.3962	1.1329	0.0641
15 SWO	0.0785	0.5389	0.2052	0.1806	0.0528	0.0642	3.6835	1.1213	0.5372	0.4145	0.0872	0.0307
16 SEO	0.2063	4.6722	0.4669	0.2954	0.1422	0.1176	0.1294	3.8375	1.6402	1.2934	0.0566	0.0688
17 SLV	0.3716	8.5177	1.0193	0.4254	0.2223	0.1412	0.0510	0.1885	0.5746	3.6305	0.0755	0.1057
18 NDA	0.1964	0.8721	0.2622	0.1491	0.1211	0.0543	0.3508	0.1828	0.1650	0.4357	35.3525	0.0826
19 GBY	9.5470	0.0817	0.9754	0.5264	1.4625	0.4075	0.0	0.0195	0.0580	0.2830	0.0214	0.2956
20 NBK	0.1670	0.0716	5.6865	3.3845	0.2982	0.3872	0.0092	0.0570	0.1409	0.3389	0.0235	0.0896
21 NSP	0.1200	0.0189	0.1450	8.3902	0.1712	0.7829	0.0054	0.0184	0.0400	0.0722	0.0	0.0856
22 NFL	0.0816	0.0093	0.0946	0.1542	0.1714	12.0610	0.0	0.0019	0.0072	0.0306	0.0038	0.1447
50 OHO	0.0287	0.2006	0.0707	0.1030	0.0160	0.0249	0.8475	0.4615	0.3309	0.1549	0.0547	0.0091
51 ILL	0.0346	0.1578	0.0664	0.0559	0.0277	0.0123	0.3837	0.1955	0.1507	0.1162	0.1121	0.0113
52 PEN	0.0526	0.2535	0.1095	0.1681	0.0290	0.0281	1.2069	1.1137	0.6274	0.2039	0.0463	0.0184
53 IND	0.0217	0.1473	0.0486	0.0519	0.0161	0.0165	0.3944	0.2310	0.1853	0.1079	0.0583	0.0072
54 KEN	0.0147	0.0685	0.0308	0.0466	0.0072	0.0084	0.2099	0.1413	0.1357	0.0565	0.0268	0.0050
55 MCH	0.0524	0.3470	0.1380	0.1024	0.0441	0.0328	0.7575	0.4143	0.2770	0.2547	0.1711	0.0201
56 TEN	0.0081	0.0482	0.0186	0.0349	0.0040	0.0087	0.1290	0.0870	0.0709	0.0342	0.0237	0.0033
57 MSU	0.0198	0.0774	0.0358	0.0321	0.0142	0.0041	0.1630	0.0913	0.0736	0.0540	0.0836	0.0071
58 WVR	0.0246	0.1574	0.0604	0.0935	0.0104	0.0151	0.3311	0.3276	0.2520	0.1178	0.0214	0.0074
59 NYK	0.1055	0.2827	0.2568	0.3229	0.0526	0.0763	0.1527	13.3870	4.7892	0.6115	0.0055	0.0243
60 ALA	0.0067	0.0308	0.0190	0.0195	0.0025	0.0024	0.0796	0.0577	0.0424	0.0331	0.0151	0.0024
61 WI	0.0496	0.1557	0.0514	0.0481	0.0320	0.0079	0.2537	0.1784	0.1286	0.1075	0.2035	0.0176
62 IA	0.0300	0.0979	0.0370	0.0250	0.0184	0.0075	0.1685	0.1112	0.0652	0.0642	0.0961	0.0137
63 MIN	0.0289	0.0678	0.0298	0.0185	0.0116	0.0082	0.0595	0.0488	0.0305	0.0476	0.0800	0.0144
64 VA	0.0253	0.0895	0.0616	0.1041	0.0135	0.0192	0.1020	0.1943	0.2163	0.1181	0.0108	0.0095
65 NC	0.0120	0.0512	0.0326	0.0593	0.0097	0.0144	0.1014	0.1046	0.1008	0.0540	0.0119	0.0058
66 NH	0.1812	0.2035	0.7540	0.5625	0.1145	0.1460	0.0445	0.1815	7.4990	2.1835	0.0054	0.0455
67 GA	0.0058	0.0205	0.0112	0.0252	0.0027	0.0052	0.0554	0.0498	0.0514	0.0202	0.0241	0.0027
68 SC	0.0062	0.0263	0.0113	0.0242	0.0040	0.0110	0.0470	0.0529	0.0442	0.0226	0.0129	0.0027
69 MD	0.0552	0.1556	0.0930	0.1343	0.0212	0.0249	0.1027	0.4241	0.4268	0.1778	0.0325	0.0119
70 DE	0.0485	0.1236	0.0958	0.1509	0.0295	0.0326	0.0798	0.2530	0.3896	0.1844	0.0168	0.0119
71 NJ	0.0734	0.1786	0.1528	0.2360	0.0465	0.0486	0.0781	0.4986	1.3771	0.2664	0.0069	0.0151
72 DC	0.0473	0.1422	0.0853	0.1251	0.0183	0.0186	0.1156	0.3303	0.3596	0.1567	0.0357	0.0111
73 AR	0.0099	0.0285	0.0118	0.0098	0.0020	0.0058	0.0790	0.0546	0.0401	0.0217	0.0232	0.0017
74 LA	0.0024	0.0066	0.0040	0.0046	0.0015	0.0003	0.0177	0.0171	0.0155	0.0060	0.0019	0.0006
75 MS	0.0031	0.0215	0.0119	0.0148	0.0021	0.0026	0.0565	0.0410	0.0262	0.0216	0.0112	0.0006
76 MA	0.1039	0.0900	0.2873	0.4945	0.0641	0.0847	0.0293	0.2099	10.7655	0.4050	0.0068	0.0230
77 CT	0.1043	0.1568	0.2337	0.3757	0.0557	0.0736	0.0635	0.3450	5.4292	0.4484	0.0109	0.0223
78 RI	0.1039	0.0900	0.2873	0.4945	0.0641	0.0847	0.0293	0.2099	10.7655	0.4050	0.0068	0.0230
79 ME	0.1964	0.0844	1.6729	1.0241	0.1545	0.1972	0.0208	0.0712	0.2808	11.0032	0.0056	0.0608
80 VT	0.1669	0.5276	0.5421	0.4064	0.0938	0.1258	0.0855	4.1905	7.8740	2.0807	0.0076	0.0447

046/84-Mai-21

CHAPITRE 6

CONTRIBUTIONS INDIVIDUELLES ET TOTALES DES RÉGIONS SOURCES AUX RÉGIONS RÉCEPTRICES

6. CONTRIBUTIONS INDIVIDUELLES ET TOTALES DES RÉGIONS SOURCES AUX RÉGIONS RÉCEPTRICES

Une fois connus les coefficients de transfert (c.f. chapitre 5), il ne reste plus qu'à les multiplier par les émissions estimées pour chaque région source pour obtenir les contributions effectives de chacune de ces régions sources aux concentrations et dépôts des composés du soufre dans les régions réceptrices. Les émissions utilisées sont celles de l'année 1978 (tableau 3.1), supposées représentatives de l'année 1980, à défaut de pouvoir disposer des données réelles de 1980. On a calculé la contribution de chacune des 47 régions sources à chacune des 25 régions réceptrices en ce qui concerne les concentrations et dépôts des composés du soufre. Les résultats obtenus se présentent donc sous la forme de matrices de dimension 47 x 25, chaque élément de la matrice représentant la contribution effective d'une région source à la concentration ou au dépôt d'un composé du soufre obtenu à une région réceptrice. Si on effectue la somme des contributions réelles de chacune des régions sources pour une variable donnée et pour un récepteur donné, on peut ensuite exprimer la contribution de chacune des sources par rapport à la contribution totale de l'ensemble des sources. Le tableau 6.1 fournit les contributions, pour l'année 1980, de l'ensemble des sources à chacun des récepteurs. Les tableaux 6.2 à 6.13 présentent les matrices des contributions relatives source-récepteur calculées pour chacune des 12 variables retenues (c.f. section 5.2) pour décrire les concentrations et dépôts des composés du soufre. Ces résultats portent sur l'année 1980; ceux obtenus pour chacune des saisons de l'année 1980 sont donnés dans l'annexe 6.

TABLEAU 6.1 Contributions totales des 47 régions sources aux régions réceptrices: année 1980.

RÉCEPTEUR		CONCENTRATION EN $\mu g/m^3$				DÉPÔTS EN kg/ha - année							
		SO_2 SEC	SO_2 HUMIDE	SO_4 SEC	SO_4 HUMIDE	SO_2 SEC		SO_4 SEC		S SEC	SO_2 HUMIDE	SO_4 HUMIDE	S HUMIDE
						ÉPISODES SECS	ÉPISODES HUMIDES	ÉPISODES SECS	ÉPISODES HUMIDES				
1	NEO	0,39	0,04	0,54	0,02	0,62	0,06	0,17	0,005	0,40	0,41	0,54	0,39
2	CEO	1,62	0,22	1,50	0,06	2,55	0,35	0,47	0,017	1,61	2,37	1,77	1,78
3	SWO	6,98	0,97	5,00	0,21	11,00	1,52	1,58	0,066	6,81	9,84	6,47	7,08
4	SEO	4,47	0,52	4,27	0,14	7,05	0,82	1,35	0,044	4,40	5,75	4,60	4,41
5	SUD	11,07	2,91	4,14	0,48	17,45	4,59	1,31	0,152	11,51	19,22	10,13	12,99
6	SBJ	0,56	0,06	0,79	0,02	0,88	0,09	0,25	0,008	0,57	0,63	0,79	0,58
7	PBL	0,26	0,02	0,47	0,01	0,42	0,03	0,15	0,004	0,28	0,24	0,44	0,27
8	NQB	0,13	0,01	0,27	0,01	0,20	0,01	0,09	0,003	0,14	0,10	0,26	0,14
9	OTT	2,87	0,32	3,13	0,10	4,52	0,50	0,99	0,031	2,85	3,49	3,20	2,81
10	ABI	2,08	0,35	1,93	0,08	3,29	0,56	0,61	0,026	2,13	3,76	2,59	2,74
11	NIT	0,33	0,03	0,59	0,02	0,53	0,04	0,19	0,005	0,35	0,29	0,66	0,33
12	CHI	0,71	0,07	1,06	0,03	1,12	0,10	0,33	0,010	0,73	0,72	1,05	0,70
13	LSJ	1,42	0,14	1,83	0,06	2,23	0,22	0,58	0,018	1,43	1,57	1,83	1,40
14	GP	0,93	0,12	1,22	0,04	1,47	0,18	0,39	0,013	0,96	1,14	1,29	1,00
15	MTL	3,99	0,57	3,92	0,15	6,29	0,90	1,24	0,047	4,02	5,55	4,58	4,30
16	NB	1,90	0,21	2,49	0,08	3,00	0,33	0,78	0,025	1,94	2,19	2,49	1,92
17	NE	2,28	0,26	3,18	0,10	3,60	0,42	1,00	0,031	2,35	2,70	3,08	2,37
18	ANT	0,48	0,04	0,89	0,02	0,76	0,06	0,28	0,008	0,50	0,40	0,81	0,47
19	TN	0,72	0,10	1,02	0,04	1,13	0,16	0,32	0,011	0,76	0,89	1,06	0,80
20	WNY	6,08	0,67	5,79	0,18	9,58	1,06	1,83	0,057	5,95	7,41	5,92	5,68
21	ENY	10,89	1,83	6,86	0,37	17,17	2,89	2,16	0,118	10,79	14,69	9,71	10,58
22	SNA	7,80	1,12	6,33	0,26	12,30	1,77	1,99	0,083	7,73	10,77	7,89	8,02
23	NNA	3,30	0,38	3,85	0,12	5,21	0,60	1,22	0,039	3,32	3,93	3,94	3,28
24	NDA	7,40	2,34	2,67	0,38	11,67	3,68	0,84	0,119	8,00	15,68	7,96	10,49
25	LAB	0,23	0,02	0,48	0,01	0,37	0,03	0,15	0,004	0,25	0,18	0,44	0,23

TABLEAU 6.2

MATRICE DES CONTRIBUTIONS SOURCE-RECEPTEUR 1980
CONCENTRATION DE SO2 SEC (POUR CENT)

	1 NEO	2 CEO	3 SWO	4 SEO	5 SUD	6 SBJ	7 PBL	8 NQB	9 OTT	10 ABI	11 NIT	12 CHI	13 LSJ
1 ABI	0.1588	0.0592	0.0040	0.0213	0.0052	0.2133	0.1321	0.1862	0.1183	0.8671	0.2181	0.2692	0.3927
2 CQB	0.0061	0.0008	0.0001	0.0006	0.0002	0.0302	0.0634	0.0761	0.0014	0.0032	0.4359	0.0901	0.0158
3 NQB	0.0018	0.0001	0.0000	0.0002	0.0000	0.0059	0.0222	0.7380	0.0005	0.0007	0.0332	0.0078	0.0019
10 NMN	3.8269	0.4400	0.0313	0.0542	0.0169	1.2277	7.4536	10.2294	0.0672	0.2166	2.7055	0.5189	0.1728
11 SMN	0.4897	0.0583	0.0055	0.0072	0.0022	0.2705	0.3324	0.2351	0.0097	0.0420	0.1497	0.1205	0.0267
12 NWO	0.9703	0.1932	0.0123	0.0126	0.0057	0.4408	0.5888	0.3008	0.0120	0.0962	0.2560	0.1919	0.1025
13 NEO	14.3907	23.5484	0.4712	0.8817	0.6399	5.8654	5.0680	3.6613	0.8257	2.9892	3.6701	3.6365	2.3717
14 SUD	9.0248	15.9188	6.5151	23.6297	84.8826	11.4583	9.3344	9.3153	26.6946	16.2712	10.0547	10.3604	10.6304
15 SWO	1.6090	1.0406	30.9420	12.7735	0.3289	2.9840	2.6102	4.3985	7.4119	3.8786	4.7361	5.7071	5.0924
16 SEO	0.1867	0.0654	0.0358	0.1616	0.0383	0.2716	0.3199	0.3552	0.3056	0.1744	0.5662	0.6454	0.7271
17 SLV	1.4716	0.7738	0.0669	0.4305	0.1724	3.2834	3.0525	4.1610	1.7326	2.2076	4.8511	5.4952	10.4543
18 NDA	7.3700	6.4094	0.6835	3.9872	1.1871	15.9926	11.8473	11.0400	7.2426	33.0449	11.4944	14.0660	15.4157
19 GBY	0.2295	0.0297	0.0006	0.0058	0.0010	0.4608	1.0450	1.6016	0.0326	0.0545	1.4002	1.3212	0.9703
20 NBK	0.1874	0.0806	0.0039	0.0291	0.0176	0.1465	0.3030	1.0324	0.1687	0.0692	0.8980	0.8524	0.5649
21 NSP	0.0458	0.0085	0.0025	0.0144	0.0067	0.0292	0.2434	0.9390	0.0450	0.0119	0.6234	0.4148	0.2399
22 NFL	0.0446	0.0041	0.0001	0.0	0.0	0.0530	0.1905	0.5027	0.0	0.0053	0.2024	0.1792	0.0523
50 OHO	8.7133	2.9350	10.9836	11.7965	0.8544	7.6773	9.7707	9.2454	9.7379	5.5312	9.7988	8.3055	8.5286
51 ILL	8.7438	11.5396	8.1086	6.4839	2.7474	8.3008	8.2914	4.9690	7.6510	5.9035	4.5883	4.6390	4.7184
52 PEN	2.4407	1.2176	1.9925	8.0272	0.5708	5.5441	3.9787	8.2480	5.4994	3.7123	8.0637	8.9583	8.4245
53 IND	5.0858	5.9325	7.8372	5.7887	1.5635	5.9175	5.7167	3.4834	5.8698	4.2541	3.6061	3.6281	3.9662
54 KEN	1.6706	1.1102	2.1985	1.7501	0.3839	2.4365	2.7552	1.8816	2.3341	1.5737	1.9018	1.4667	1.3258
55 MCH	5.5311	8.2635	20.4879	11.5596	2.6218	7.3698	6.2845	6.8132	9.7649	5.7069	7.3849	6.3017	5.3026
56 TEN	0.7001	0.9386	1.2004	1.0315	0.3018	1.1079	1.5593	0.8495	1.5388	0.9926	1.2372	0.9127	0.7605
57 MSU	5.0599	3.9737	2.0910	1.6903	0.6159	3.2543	2.1955	1.2780	2.1883	2.0138	2.4466	2.2884	1.6720
58 WVR	0.5579	0.4891	0.8912	2.1248	0.1289	2.1932	1.8748	1.9446	2.1915	1.2735	2.1347	2.3737	2.3494
59 NYK	1.0192	0.2012	0.2216	1.0932	0.0598	1.8764	2.0388	1.8597	0.9525	1.4296	4.1318	4.8158	4.6964
60 ALA	0.2727	0.3948	0.4140	0.3700	0.1300	0.3664	0.5624	0.2266	0.3416	0.2338	0.2785	0.2053	0.2449
61 WI	8.5186	8.7913	2.3933	2.5457	1.7170	3.7616	4.5572	3.3783	2.7173	3.1402	2.5803	3.5027	2.7449
62 IA	3.9890	2.3113	0.7501	0.7307	0.3936	2.0552	1.5437	1.1973	0.9577	0.9171	1.4596	1.1187	0.8488
63 MIN	4.9564	1.8405	0.3783	0.4364	0.2519	2.7369	3.3076	1.6525	0.5907	0.7569	1.7100	1.2275	0.6419
64 VA	0.2884	0.1780	0.1223	0.3530	0.0509	0.1537	0.2544	0.6853	0.4027	0.2817	0.5848	0.6741	0.5957
65 NC	0.2964	0.1955	0.2303	0.4414	0.0538	0.3653	0.2650	0.4957	0.5639	0.4127	0.5367	0.4074	0.3530
66 NH	0.1241	0.0517	0.0092	0.0834	0.0255	0.2336	0.1514	0.1828	0.1461	0.0665	0.4577	0.3915	0.4274
67 GA	0.1026	0.2570	0.3096	0.3404	0.0583	0.2563	0.3101	0.2798	0.2897	0.2982	0.2843	0.2309	0.1856
68 SC	0.0969	0.0890	0.1254	0.1396	0.0235	0.0512	0.0275	0.0744	0.1151	0.0855	0.0989	0.1050	0.0541
69 MD	0.3263	0.0589	0.0745	0.2937	0.0088	0.1374	0.1754	0.4374	0.4364	0.4022	0.6680	0.7149	0.6611
70 DE	0.0808	0.0080	0.0167	0.0724	0.0016	0.0485	0.0541	0.1164	0.1145	0.1033	0.1458	0.1697	0.1770
71 NJ	0.3698	0.0339	0.0599	0.2628	0.0093	0.3311	0.2010	0.4195	0.4122	0.3752	0.8576	0.9757	1.0574
72 DC	0.0554	0.0142	0.0135	0.0495	0.0041	0.0292	0.0352	0.0763	0.0565	0.0547	0.0976	0.1164	0.0988
73 AR	0.1182	0.1293	0.0731	0.0589	0.0208	0.0491	0.0383	0.0483	0.0458	0.0698	0.0700	0.0902	0.0680
74 LA	0.1431	0.1130	0.0670	0.0402	0.0187	0.0916	0.1467	0.0157	0.0137	0.0296	0.0450	0.0387	0.0231
75 MS	0.1040	0.1484	0.0875	0.0699	0.0329	0.1000	0.1012	0.0296	0.0709	0.0559	0.0483	0.0299	0.0498
76 MA	0.3249	0.0583	0.0572	0.1979	0.0171	0.4401	0.7190	0.7428	0.1204	0.2141	1.4476	1.3941	1.7838
77 CT	0.1440	0.0205	0.0224	0.0979	0.0077	0.1721	0.1502	0.1949	0.0788	0.1008	0.4772	0.4988	0.5339
78 RI	0.0218	0.0039	0.0038	0.0133	0.0011	0.0295	0.0482	0.0498	0.0081	0.0143	0.0970	0.0934	0.1195
79 ME	0.1032	0.0589	0.0026	0.0258	0.0133	0.1263	0.2375	0.3016	0.0865	0.0438	0.3638	0.3561	0.2395
80 VT	0.0278	0.0125	0.0024	0.0222	0.0072	0.0542	0.0424	0.0505	0.0353	0.0204	0.1031	0.0922	0.1170

356/84-Mar-21

TABLEAU 6.2 (suite)

MATRICE DES CONTRIBUTIONS SOURCE-RECEPTEUR 1980
CONCENTRATION DE SO2 SEC (POUR CENT)

	14 GP	15 MTL	16 NB	17 NE	18 ANT	19 TN	20 WNY	21 ENY	22 SNA	23 NNA	24 NDA	25 LAB
1 ABI	0.1073	0.1175	0.0634	0.0248	0.1126	0.0308	0.0062	0.0137	0.0160	0.0577	0.0375	0.1664
2 CQB	0.0185	0.0026	0.0025	0.0014	0.0186	0.0042	0.0002	0.0004	0.0001	0.0011	0.0005	0.0428
3 NQB	0.0023	0.0005	0.0002	0.0001	0.0041	0.0013	0.0001	0.0001	0.0000	0.0001	0.0002	0.0788
10 NMN	0.2719	0.0541	0.0508	0.0338	0.1559	0.0704	0.0161	0.0105	0.0108	0.0344	0.0262	1.7291
11 SMN	0.0299	0.0074	0.0053	0.0039	0.0409	0.0090	0.0019	0.0012	0.0011	0.0052	0.0052	0.0581
12 NWO	0.0573	0.0159	0.0221	0.0093	0.0712	0.0129	0.0045	0.0019	0.0018	0.0113	0.0233	0.1352
13 NEO	1.2139	0.5884	0.6392	0.2641	1.5855	0.3774	0.1481	0.1013	0.0942	0.4199	1.7546	2.3099
14 SUD	5.8078	6.7641	4.8509	2.0364	6.7176	2.0989	2.1702	1.2935	1.1289	4.2592	4.2190	8.5475
15 SWO	2.8021	5.5063	4.3332	2.9762	3.6307	2.9023	17.2239	3.9424	2.7788	5.2845	0.4044	4.1874
16 SEO	0.6146	2.1550	0.7642	0.3943	0.7884	0.4472	0.0533	0.6469	0.4419	1.0658	0.0186	0.7914
17 SLV	9.7210	34.4561	12.5081	4.5572	11.2400	4.6191	0.1546	0.3465	1.3791	18.5178	0.2377	10.9859
18 NDA	4.6030	4.0695	2.9342	1.2487	5.4962	1.5084	1.1971	0.3171	0.3803	2.4751	84.5041	7.7394
19 GBY	28.0773	0.0789	1.7069	0.8025	11.3389	2.1985	0.0	0.0053	0.0252	0.3419	0.0103	5.2393
20 NBK	1.7888	0.1623	19.9515	10.7091	6.1203	5.4703	0.0113	0.0486	0.1623	0.7913	0.0294	3.6838
21 NSP	1.1081	0.0398	0.6198	21.2132	3.1352	9.5068	0.0071	0.0129	0.0386	0.1735	0.0	3.1304
22 NFL	0.2489	0.0056	0.1403	0.1864	1.0231	36.6918	0.0	0.0005	0.0024	0.0252	0.0012	1.8450
50 OHO	4.5650	8.6196	5.6932	6.9680	4.8064	4.6196	23.2636	7.7274	7.6105	7.5428	1.2200	5.4802
51 ILL	3.0935	3.7972	2.8896	1.8985	4.2983	1.2563	6.6867	1.7694	1.6734	3.0498	1.3692	3.4387
52 PEN	6.2634	7.6104	6.5242	9.0080	6.2897	4.0892	17.9715	11.5315	10.2424	7.4249	0.7368	8.2355
53 IND	2.2193	3.7660	2.3600	2.0117	2.7090	1.7550	7.4477	2.3684	2.4528	3.0699	0.7516	2.4819
54 KEN	0.9864	1.1760	0.9967	1.2852	0.9865	0.6686	2.5578	0.9296	1.1753	1.1211	0.2503	1.2739
55 MCH	3.4889	6.1823	4.5651	2.5843	5.3338	2.4924	8.2580	2.6887	2.3624	5.1207	1.2960	4.5387
56 TEN	0.4432	0.7063	0.5392	0.8338	0.4066	0.6201	1.3429	0.5091	0.5378	0.6002	0.2089	0.7357
57 MSU	1.2347	1.2637	1.0443	0.7394	1.5224	0.2762	1.8947	0.5551	0.5742	0.9702	0.7097	1.5238
58 WVR	1.3837	2.2159	1.6061	2.1321	1.0319	0.9640	3.0383	1.7625	1.8568	1.9528	0.1501	1.5544
59 NYK	6.6828	3.9870	8.5330	9.5345	6.3627	6.2079	1.3036	58.8743	25.7446	10.9732	0.0426	6.0423
60 ALA	0.2303	0.2646	0.3259	0.2564	0.1466	0.1051	0.4925	0.2004	0.1890	0.3424	0.0744	0.2850
61 WI	1.7233	1.3161	0.7700	0.5633	2.0686	0.3057	1.5281	0.5448	0.4926	0.9831	1.0361	2.1658
62 IA	0.5506	0.4646	0.3172	0.1725	0.6401	0.1557	0.5802	0.1949	0.1449	0.3339	0.2814	1.0018
63 MIN	0.4401	0.2535	0.2134	0.1014	0.3294	0.1409	0.1565	0.0672	0.0526	0.1962	0.1860	0.8342
64 VA	0.5456	0.4533	0.6440	0.8953	0.4696	0.4982	0.3432	0.3708	0.5763	0.7481	0.0288	0.7195
65 NC	0.3420	0.3762	0.4947	0.7125	0.4996	0.5910	0.5112	0.3005	0.3833	0.4799	0.0493	0.6244
66 NH	0.8866	0.2010	1.6695	1.1740	1.0674	0.9612	0.0308	0.0607	2.8249	2.0960	0.0030	0.8508
67 GA	0.2065	0.1786	0.2023	0.3627	0.1652	0.2361	0.3455	0.1707	0.2334	0.2089	0.1220	0.3439
68 SC	0.0941	0.0960	0.0840	0.1497	0.1057	0.2069	0.1173	0.0715	0.0798	0.0929	0.0260	0.1440
69 MD	0.9937	0.7097	0.8418	1.0499	0.7099	0.5881	0.2951	0.6582	0.9456	0.9638	0.0699	0.7752
70 DE	0.2538	0.1586	0.2518	0.3384	0.2872	0.2297	0.0660	0.1151	0.2467	0.2917	0.0111	0.2202
71 NJ	1.5352	0.8865	1.5870	2.2785	1.8044	1.3061	0.2493	0.7378	3.0355	1.6256	0.0175	1.1534
72 DC	0.1314	0.1004	0.1201	0.1494	0.0910	0.0688	0.0511	0.0830	0.1235	0.1323	0.0129	0.1117
73 AR	0.0505	0.0386	0.0313	0.0194	0.0182	0.0319	0.0755	0.0280	0.0265	0.0337	0.0172	0.0293
74 LA	0.0283	0.0214	0.0237	0.0224	0.0308	0.0060	0.0406	0.0221	0.0248	0.0218	0.0026	0.0243
75 MS	0.0382	0.0677	0.0691	0.0708	0.0531	0.0405	0.1284	0.0504	0.0419	0.0759	0.0192	0.0306
76 MA	2.8134	0.5407	3.9436	6.0590	3.3721	2.9810	0.1166	0.3882	24.0043	2.8548	0.0220	2.3737
77 CT	0.8667	0.2957	0.9959	1.4411	0.8809	0.7879	0.0777	0.1907	3.5668	1.0165	0.0076	0.7146
78 RI	0.1885	0.0362	0.2642	0.4059	0.2259	0.1997	0.0078	0.0260	1.6079	0.1912	0.0015	0.1590
79 ME	1.0927	0.1015	3.5614	2.1542	1.6417	1.5057	0.0162	0.0311	0.1443	11.5900	0.0036	1.3056
80 VT	0.1549	0.0914	0.2457	0.1671	0.1664	0.1550	0.0109	0.2294	0.5638	0.4322	0.0008	0.1578

056/R4-Mai-21
Ministère des Communications

TABLEAU 6.3

MATRICE DES CONTRIBUTIONS SOURCE-RECEPTEUR 1980
CONCENTRATION DE SO2 HUMIDE (POUR CENT)

	1 NEO	2 CEO	3 SWO	4 SEO	5 SUD	6 SBJ	7 PBL	8 NQB	9 OTT	10 ABI	11 NIT	12 CHI	13 LSJ
1 ABI	0.2558	0.0614	0.0033	0.0331	0.0029	0.4343	0.2747	0.3163	0.2402	1.7267	0.3976	0.5258	0.8630
2 CQB	0.0106	0.0008	0.0001	0.0008	0.0001	0.0665	0.2056	0.2014	0.0023	0.0035	2.0704	0.2753	0.0353
3 NQB	0.0020	0.0001	0.0000	0.0002	0.0000	0.0074	0.0345	3.5740	0.0007	0.0005	0.0864	0.0142	0.0029
10 NMN	3.5481	0.2863	0.0171	0.0376	0.0058	0.9702	7.2336	10.9710	0.0515	0.1026	2.5401	0.4745	0.1294
11 SMN	0.3715	0.0329	0.0036	0.0051	0.0008	0.1644	0.2775	0.2155	0.0066	0.0160	0.1132	0.0794	0.0167
12 NWO	1.0511	0.1551	0.0082	0.0090	0.0020	0.3379	0.6181	0.3158	0.0099	0.0472	0.2306	0.1338	0.0742
13 NEO	23.2457	38.7945	0.4106	0.8578	0.3685	6.1391	5.5214	4.1229	0.6986	2.0226	3.8951	3.6081	2.0633
14 SUD	12.6074	20.8541	7.3324	35.8258	94.3475	13.9182	12.7290	11.2024	34.8613	13.9815	12.2583	11.7733	11.1549
15 SWO	2.0160	0.8937	44.5211	14.6456	0.1758	2.8955	3.0116	4.3354	8.3868	2.5998	5.4753	6.0763	4.9749
16 SEO	0.1855	0.0441	0.0280	0.2154	0.0152	0.2988	0.4573	0.3803	0.4082	0.1084	0.6280	0.8041	0.8712
17 SLV	1.3639	0.4747	0.0443	0.3661	0.0507	3.5085	4.1910	4.1587	1.7256	1.6441	5.5933	7.1278	15.5446
18 NDA	13.7450	8.6891	0.6659	6.5172	0.7586	33.4364	21.7080	17.6592	15.2412	60.3443	19.4225	26.0954	25.9466
19 GBY	0.2134	0.0151	0.0003	0.0045	0.0002	0.4085	1.2908	1.7556	0.0296	0.0293	1.8520	1.8515	1.1831
20 NBK	0.1453	0.0399	0.0017	0.0167	0.0044	0.1114	0.3058	1.0978	0.1110	0.0325	0.9120	0.8305	0.5525
21 NSP	0.0319	0.0041	0.0011	0.0090	0.0018	0.0228	0.2080	0.9209	0.0317	0.0051	0.5801	0.3912	0.2209
22 NFL	0.0324	0.0019	0.0001	0.0	0.0	0.0376	0.1688	0.6071	0.0	0.0021	0.2091	0.1852	0.0477
50 OHO	6.7505	1.6638	8.3666	9.1489	0.3033	5.5144	7.4954	6.7616	7.2597	2.6412	6.9119	5.9775	5.7845
51 ILL	5.4175	6.4192	5.0568	3.8043	0.9237	4.9943	5.4087	3.4772	4.9402	2.4333	3.0972	3.0147	2.8663
52 PEN	1.4787	0.5859	1.4320	7.3043	0.1547	3.6559	3.3000	6.1343	4.5802	1.7342	6.6004	6.5147	6.0931
53 IND	3.6354	2.9689	4.7018	3.3582	0.4187	3.6185	4.1218	2.6339	3.7402	1.6537	2.5618	2.3495	2.4795
54 KEN	1.1139	0.5706	1.1584	0.9805	0.1050	1.4732	1.9766	1.3772	1.3937	0.5683	1.3081	0.9405	0.7936
55 MCH	3.9109	6.5096	21.3498	9.0283	1.2578	5.8913	4.9456	5.3014	6.9869	2.8536	6.2200	4.9390	3.6062
56 TEN	0.4098	0.3940	0.5587	0.5607	0.0739	0.6631	1.0869	0.6244	0.8817	0.3809	0.8738	0.5746	0.4482
57 MSU	3.0557	1.6862	1.0020	0.9407	0.1521	1.7958	1.3867	0.8818	1.3810	0.6985	1.5810	1.3659	0.9578
58 WVR	0.3521	0.2879	0.5339	1.6262	0.0412	1.3332	1.5096	1.3881	1.8090	0.5607	1.4419	1.5649	1.6399
59 NYK	0.7584	0.0856	0.1228	0.8615	0.0146	1.2770	1.6994	1.5374	0.6777	0.7560	3.6919	3.9560	4.0819
60 ALA	0.1421	0.1802	0.1897	0.1962	0.0321	0.2046	0.3724	0.1625	0.2023	0.0787	0.1838	0.1262	0.1423
61 WI	6.4015	5.7102	1.3822	1.4026	0.5383	2.4181	3.0177	2.2730	1.4036	1.2612	1.8120	2.3084	1.5446
62 IA	2.4793	1.1031	0.3555	0.3684	0.0933	1.0461	0.9447	0.9124	0.4843	0.3070	0.9771	0.6222	0.4288
63 MIN	3.3982	0.8271	0.1742	0.2099	0.0604	1.5562	2.2744	1.2609	0.2998	0.2392	1.1970	0.6653	0.3191
64 VA	0.2107	0.0923	0.0603	0.2516	0.0158	0.0890	0.1733	0.5597	0.3230	0.1387	0.4086	0.5012	0.4309
65 NC	0.1736	0.0947	0.0998	0.2858	0.0165	0.2387	0.2033	0.4104	0.4209	0.1973	0.4038	0.3110	0.2601
66 NH	0.0963	0.0279	0.0047	0.0701	0.0078	0.1896	0.1322	0.1690	0.1267	0.0312	0.4021	0.3338	0.4343
67 GA	0.0596	0.1211	0.1365	0.1850	0.0173	0.1616	0.2612	0.1852	0.1599	0.1125	0.1867	0.1381	0.1149
68 SC	0.0589	0.0410	0.0534	0.0790	0.0068	0.0350	0.0168	0.0572	0.0846	0.0364	0.0766	0.0833	0.0395
69 MD	0.2210	0.0264	0.0380	0.1965	0.0019	0.0720	0.1128	0.3350	0.3186	0.1808	0.5671	0.5136	0.4499
70 DE	0.0531	0.0034	0.0091	0.0468	0.0003	0.0278	0.0346	0.1021	0.0838	0.0484	0.1233	0.1288	0.1254
71 NJ	0.2726	0.0126	0.0302	0.1781	0.0019	0.2519	0.1452	0.3531	0.3227	0.1589	0.7632	0.7622	0.7832
72 DC	0.0415	0.0065	0.0071	0.0343	0.0010	0.0155	0.0244	0.0607	0.0428	0.0249	0.0781	0.0861	0.0683
73 AR	0.0621	0.0518	0.0307	0.0291	0.0052	0.0279	0.0253	0.0337	0.0248	0.0238	0.0437	0.0488	0.0358
74 LA	0.0879	0.0471	0.0276	0.0190	0.0036	0.0449	0.0915	0.0124	0.0058	0.0085	0.0310	0.0201	0.0114
75 MS	0.0588	0.0653	0.0378	0.0339	0.0080	0.0517	0.0621	0.0219	0.0346	0.0171	0.0315	0.0193	0.0249
76 MA	0.2377	0.0250	0.0273	0.1396	0.0037	0.3079	0.5369	0.6388	0.0611	0.0981	1.2827	1.0395	1.4827
77 CT	0.1190	0.0085	0.0111	0.0728	0.0018	0.1283	0.1059	0.1650	0.0482	0.0501	0.4080	0.4122	0.4442
78 RI	0.0159	0.0017	0.0018	0.0094	0.0003	0.0206	0.0360	0.0428	0.0041	0.0066	0.0859	0.0696	0.0993
79 ME	0.0786	0.0279	0.0010	0.0149	0.0030	0.0940	0.2245	0.2446	0.0631	0.0247	0.2949	0.2818	0.2099
80 VT	0.0228	0.0070	0.0013	0.0195	0.0026	0.0445	0.0390	0.0487	0.0303	0.0095	0.0909	0.0857	0.1191

366/84-Ma-21
Ministère des Communications

TABLEAU 6.3 (suite)

MATRICE DES CONTRIBUTIONS SOURCE-RECEPTEUR 1980
CONCENTRATION DE SO2 HUMIDE (POUR CENT)

	14 GP	15 MTL	16 NB	17 NE	18 ANT	19 TN	20 WNY	21 ENY	22 SNA	23 NNA	24 NDA	25 LAB
1 ABI	0.1151	0.1776	0.0757	0.0285	0.1562	0.0214	0.0066	0.0136	0.0182	0.0917	0.0236	0.2572
2 CQB	0.0303	0.0032	0.0046	0.0024	0.0385	0.0048	0.0003	0.0003	0.0001	0.0018	0.0003	0.0994
3 NQB	0.0040	0.0005	0.0003	0.0002	0.0119	0.0021	0.0001	0.0001	0.0000	0.0001	0.0001	0.2873
10 NMN	0.1796	0.0271	0.0383	0.0243	0.1578	0.0400	0.0112	0.0046	0.0051	0.0242	0.0065	1.9115
11 SMN	0.0148	0.0036	0.0028	0.0022	0.0327	0.0037	0.0015	0.0006	0.0006	0.0029	0.0011	0.0588
12 NWO	0.0293	0.0092	0.0152	0.0063	0.0617	0.0072	0.0039	0.0009	0.0010	0.0071	0.0066	0.1260
13 NEO	0.7015	0.3712	0.4080	0.1607	1.3478	0.1830	0.1415	0.0611	0.0609	0.2790	0.7262	2.3574
14 SUD	3.9169	5.3126	3.4575	1.2565	6.6782	1.0073	2.3804	0.8892	0.8132	3.1634	2.2185	9.2991
15 SWO	1.7620	3.4101	2.4360	1.4017	2.7680	1.1269	24.8453	2.4559	1.5447	3.2092	0.1442	3.7682
16 SEO	0.4515	3.2728	0.5851	0.2371	0.7835	0.1970	0.0520	0.7798	0.4894	1.0739	0.0076	0.8091
17 SLV	7.9567	58.9563	13.2803	3.6707	12.0883	2.2836	0.1651	0.2676	1.4660	29.6719	0.0850	12.1519
18 NDA	4.5790	4.9350	2.9941	1.2379	7.4133	1.0133	1.5945	0.2960	0.4005	3.1831	94.4831	10.7782
19 GBY	56.1724	0.0493	2.3369	0.9297	19.8026	1.5700	0.0	0.0025	0.0152	0.2997	0.0025	7.6453
20 NBK	1.3708	0.1051	41.6064	16.9858	7.7371	3.6025	0.0068	0.0272	0.1151	1.0839	0.0078	4.4332
21 NSP	0.8448	0.0250	0.6169	44.8082	3.9502	7.5179	0.0051	0.0061	0.0233	0.1452	0.0	4.2081
22 NFL	0.2247	0.0026	0.1432	0.2052	1.6058	69.2733	0.0	0.0003	0.0013	0.0177	0.0002	3.0267
50 OHO	2.0934	4.1743	2.9711	3.0463	3.8614	1.4979	20.8558	3.4336	3.2933	3.7973	0.3483	4.2926
51 ILL	1.2911	1.4489	1.2557	0.7503	2.5551	0.4360	3.8745	0.5784	0.5718	1.3372	0.4005	2.5223
52 PEN	3.0695	4.5280	3.6064	4.2311	4.4753	1.3557	23.9741	7.5297	5.7231	4.5888	0.1624	6.6459
53 IND	1.1158	1.5331	1.1499	0.8211	1.7985	0.5750	4.7001	0.8266	0.8913	1.3741	0.1652	1.8705
54 KEN	0.4396	0.4959	0.4741	0.5577	0.7893	0.2253	1.5462	0.3221	0.4232	0.5601	0.0586	1.0121
55 MCH	1.5998	2.8830	2.1556	1.0762	3.4572	0.8068	6.7728	1.0888	0.9450	2.4982	0.4777	3.3181
56 TEN	0.1841	0.3033	0.2754	0.3453	0.2702	0.2107	0.7204	0.1880	0.2008	0.3063	0.0547	0.5853
57 MSU	0.5105	0.5069	0.4586	0.2918	0.9020	0.0957	0.9903	0.1664	0.1906	0.4229	0.1288	1.0287
58 WVR	0.6838	1.1270	0.8023	0.9357	0.7488	0.3068	2.6428	0.8313	0.8826	1.0403	0.0303	1.2272
59 NYK	3.9060	2.9442	5.8138	5.4376	4.8961	2.2695	1.4411	77.5132	29.0941	9.4487	0.0093	5.1817
60 ALA	0.0983	0.1056	0.1601	0.1127	0.0950	0.0375	0.2823	0.0781	0.0754	0.1732	0.0138	0.1981
61 WI	0.7447	0.4723	0.3190	0.2146	1.3168	0.1043	0.8548	0.1698	0.1645	0.4040	0.2474	1.5386
62 IA	0.2155	0.1642	0.1400	0.0685	0.3990	0.0547	0.2955	0.0597	0.0474	0.1414	0.0533	0.6788
63 MIN	0.1732	0.0882	0.0910	0.0379	0.2140	0.0510	0.0767	0.0205	0.0172	0.0791	0.0331	0.6024
64 VA	0.2838	0.2407	0.3421	0.4047	0.3083	0.1936	0.2751	0.1953	0.2913	0.4476	0.0065	0.5388
65 NC	0.1516	0.1923	0.2524	0.3331	0.2862	0.2372	0.3388	0.1248	0.1841	0.2627	0.0115	0.4208
66 NH	0.5387	0.1570	1.5840	0.8385	0.9944	0.3942	0.0258	0.0460	4.0977	2.7794	0.0006	0.7570
67 GA	0.0907	0.0792	0.1112	0.1636	0.1113	0.0878	0.2072	0.0608	0.0904	0.1079	0.0257	0.2469
68 SC	0.0431	0.0423	0.0449	0.0724	0.0729	0.0734	0.0679	0.0267	0.0348	0.0463	0.0054	0.0968
69 MD	0.4845	0.3653	0.4978	0.5195	0.5403	0.2093	0.2416	0.4104	0.6241	0.6243	0.0245	0.6077
70 DE	0.1251	0.0831	0.1476	0.1737	0.2276	0.0857	0.0528	0.0675	0.1618	0.1847	0.0033	0.1668
71 NJ	0.8418	0.5673	1.0281	1.2428	1.3559	0.4813	0.2043	0.5953	2.5645	1.2049	0.0037	0.9196
72 DC	0.0623	0.0506	0.0693	0.0729	0.0647	0.0258	0.0435	0.0464	0.0792	0.0813	0.0036	0.0877
73 AR	0.0208	0.0148	0.0151	0.0083	0.0116	0.0105	0.0375	0.0085	0.0092	0.0151	0.0034	0.0200
74 LA	0.0107	0.0076	0.0103	0.0092	0.0185	0.0024	0.0208	0.0075	0.0088	0.0093	0.0004	0.0163
75 MS	0.0158	0.0257	0.0310	0.0299	0.0403	0.0150	0.0749	0.0176	0.0160	0.0340	0.0033	0.0251
76 MA	1.4801	0.3630	2.8581	4.0332	2.8851	1.1820	0.0769	0.3090	36.2148	2.6203	0.0065	2.0243
77 CT	0.4967	0.1999	0.6898	0.8804	0.7163	0.2907	0.0656	0.1617	4.8832	0.8825	0.0041	0.6265
78 RI	0.0991	0.0243	0.1915	0.2702	0.1933	0.0792	0.0052	0.0207	2.4259	0.1755	0.0004	0.1356
79 ME	0.6823	0.0668	4.2464	1.9589	1.6180	0.6927	0.0103	0.0172	0.1247	21.6012	0.0008	1.2544
80 VT	0.0946	0.0843	0.2066	0.1047	0.1435	0.0593	0.0105	0.2734	0.7148	0.4963	0.0002	0.1365

056/BA-Mai-21
Ministère des Communications

TABLEAU 6.4

MATRICE DES CONTRIBUTIONS SOURCE-RECEPTEUR 1980
CONCENTRATION DE SO4 SEC (POUR CENT)

	1 NEO	2 CEO	3 SWO	4 SEO	5 SUD	6 SBJ	7 PBL	8 NQB	9 OTT	10 ABI	11 NIT	12 CHI	13 LSJ
1 ABI	0.0927	0.0571	0.0072	0.0174	0.0145	0.0984	0.0679	0.1178	0.0555	0.2816	0.1252	0.1365	0.1558
2 CQB	0.0044	0.0011	0.0003	0.0007	0.0005	0.0142	0.0193	0.0283	0.0013	0.0032	0.0784	0.0289	0.0086
3 NQB	0.0022	0.0002	0.0001	0.0003	0.0000	0.0050	0.0134	0.1257	0.0006	0.0012	0.0153	0.0057	0.0021
10 NMN	4.3710	0.7885	0.0903	0.1205	0.0780	1.6107	7.6582	8.8527	0.1309	0.4970	3.3366	0.7312	0.3373
11 SMN	0.5951	0.1072	0.0144	0.0155	0.0100	0.4302	0.4436	0.2881	0.0192	0.0960	0.2318	0.2076	0.0523
12 NWO	0.6921	0.2157	0.0262	0.0229	0.0211	0.4585	0.4859	0.2677	0.0201	0.1547	0.2740	0.2652	0.1542
13 NEO	6.6509	8.7293	0.6438	0.9994	1.1789	4.3852	3.9268	2.9431	0.9589	2.8145	3.0613	3.1199	2.3101
14 SUD	6.3090	8.6588	4.9622	11.5155	53.2617	8.2584	6.2760	7.5494	14.8831	11.9305	8.1975	8.6811	8.8955
15 SWO	1.4810	1.1266	12.9609	7.6885	0.7183	3.0792	2.1974	3.7460	5.5556	4.1658	3.4497	4.9873	4.9476
16 SEO	0.1764	0.0882	0.0578	0.1141	0.1073	0.2212	0.2239	0.3090	0.1813	0.1843	0.4842	0.4562	0.4797
17 SLV	1.4070	1.1580	0.1561	0.5361	0.7218	2.4274	1.9755	3.9572	1.5151	1.9148	3.9812	3.6039	5.0203
18 NDA	4.3545	4.2495	0.8933	2.8151	2.1229	7.2705	6.8819	7.6436	3.9127	12.7432	7.4426	7.7463	8.4877
19 GBY	0.2318	0.0729	0.0027	0.0111	0.0077	0.4564	0.7037	1.2634	0.0427	0.0882	0.8660	0.7244	0.6155
20 NBK	0.2660	0.2124	0.0199	0.0772	0.1299	0.1870	0.2756	1.0240	0.3187	0.1276	0.8335	0.7285	0.5091
21 NSP	0.0867	0.0252	0.0113	0.0308	0.0410	0.0376	0.3083	0.8898	0.0734	0.0276	0.6502	0.4136	0.2505
22 NFL	0.0752	0.0133	0.0006	0.0	0.0	0.0743	0.2113	0.3423	0.0	0.0139	0.1826	0.1724	0.0622
50 OHO	8.8082	4.2190	13.0693	13.4302	2.3947	8.0472	10.9007	11.3587	10.7634	7.6312	12.1952	9.6508	10.8392
51 ILL	11.6311	16.0385	11.8683	10.0554	8.1999	11.4797	11.1357	6.4039	10.3576	9.6735	6.0190	6.0823	6.7050
52 PEN	3.9507	2.5299	2.8258	7.6672	2.5347	6.5115	4.1362	9.5575	5.8556	5.4153	8.0253	10.1739	9.6137
53 IND	6.1405	9.4726	12.1494	9.5506	6.1776	8.2365	7.3142	4.1230	8.5346	7.8483	4.5147	4.9850	5.6763
54 KEN	2.1857	1.9840	4.7729	3.3285	1.8192	3.3808	3.4357	2.5369	3.9758	3.3216	2.5077	2.0522	2.0881
55 MCH	5.9136	7.4215	14.7189	11.7237	5.0425	6.4632	6.3656	7.1864	11.2408	7.2893	6.8948	6.2605	6.4429
56 TEN	1.1536	2.3231	3.2319	2.0913	1.6747	1.4720	1.9193	1.1362	2.7622	2.0641	1.6246	1.3348	1.1980
57 MSU	7.2094	8.6725	4.4295	2.8409	2.7221	4.9906	3.2349	1.8091	3.2046	4.4083	3.5769	3.4598	2.7806
58 WVR	0.8373	0.7413	1.6293	2.5236	0.4480	2.8672	1.8638	2.5468	2.3311	1.9955	3.0220	3.1825	2.9937
59 NYK	1.2412	0.5048	0.4866	1.2839	0.3176	2.2729	2.3336	1.9377	1.0736	1.6188	4.1322	4.8931	4.5698
60 ALA	0.5465	0.8147	1.0559	0.7550	0.6134	0.5405	0.7276	0.3245	0.5779	0.5489	0.4267	0.3076	0.3964
61 WI	9.0013	9.3903	3.9337	4.1857	5.0081	4.4630	5.4037	4.0934	4.6514	4.9563	3.1282	4.2908	4.1589
62 IA	5.2225	3.9432	1.5963	1.4122	1.8350	3.0881	2.1255	1.3015	1.8038	1.9585	1.8206	1.8005	1.6346
63 MIN	5.4731	3.2797	0.8791	0.9215	1.1246	3.6842	3.7953	1.7229	1.0638	1.7117	2.1416	2.0998	1.2741
64 VA	0.3611	0.3238	0.2873	0.4918	0.1903	0.2459	0.3588	0.7570	0.4753	0.4209	0.8048	0.8074	0.7284
65 NC	0.5468	0.4057	0.6695	0.8174	0.2080	0.5315	0.3210	0.4961	0.7284	0.6671	0.6789	0.5071	0.4634
66 NH	0.1419	0.0883	0.0233	0.0953	0.0968	0.2294	0.1439	0.1782	0.1464	0.0894	0.4317	0.3812	0.3262
67 GA	0.2140	0.5601	0.8765	0.6775	0.2301	0.3198	0.2668	0.4248	0.5554	0.6140	0.4079	0.3709	0.2959
68 SC	0.1746	0.2012	0.3771	0.2724	0.1056	0.0610	0.0506	0.0773	0.1451	0.1497	0.1107	0.1081	0.0643
69 MD	0.4602	0.1345	0.1719	0.4464	0.0587	0.2659	0.2923	0.5047	0.5929	0.6884	0.6314	0.8559	0.8354
70 DE	0.1195	0.0205	0.0359	0.1159	0.0118	0.0789	0.0886	0.1058	0.1524	0.1661	0.1393	0.1885	0.2152
71 NJ	0.4570	0.1110	0.1438	0.3957	0.0698	0.3453	0.2596	0.4227	0.5102	0.6705	0.8023	1.0272	1.1824
72 DC	0.0667	0.0312	0.0307	0.0716	0.0212	0.0539	0.0512	0.0851	0.0745	0.0919	0.1032	0.1336	0.1245
73 AR	0.2328	0.3355	0.1991	0.1302	0.1082	0.0825	0.0588	0.0766	0.0841	0.1678	0.1186	0.1786	0.1329
74 LA	0.2073	0.2663	0.2083	0.0997	0.1407	0.1755	0.2169	0.0155	0.0424	0.0945	0.0712	0.0860	0.0573
75 MS	0.1725	0.3316	0.2534	0.1595	0.1692	0.1724	0.1555	0.0415	0.1540	0.1524	0.0900	0.0549	0.1075
76 MA	0.4060	0.1442	0.1496	0.2748	0.1091	0.5188	0.8767	0.7728	0.2040	0.3028	1.3426	1.6331	1.8047
77 CT	0.1506	0.0545	0.0550	0.1277	0.0459	0.1847	0.2028	0.2019	0.1109	0.1396	0.4560	0.5401	0.5671
78 RI	0.0272	0.0097	0.0100	0.0184	0.0073	0.0347	0.0587	0.0518	0.0137	0.0203	0.0899	0.1094	0.1209
79 ME	0.1215	0.1234	0.0096	0.0491	0.0810	0.1365	0.2009	0.3573	0.1120	0.0529	0.3868	0.3551	0.2277
80 VT	0.0295	0.0201	0.0053	0.0225	0.0211	0.0517	0.0368	0.0447	0.0337	0.0271	0.0954	0.0815	0.0874

056/BA-Mai-21
Ministère des Communications

TABLEAU 6.4 (suite)

MATRICE DES CONTRIBUTIONS SOURCE-RECEPTEUR 1980
CONCENTRATION DE SO4 SEC (POUR CENT)

	14 GP	15 MTL	16 NB	17 NE	18 ANT	19 TN	20 WNY	21 ENY	22 SNA	23 NNA	24 NDA	25 LAB
1 ABI	0.0828	0.0692	0.0562	0.0265	0.0886	0.0413	0.0076	0.0193	0.0204	0.0416	0.0587	0.1229
2 CQB	0.0116	0.0023	0.0020	0.0011	0.0114	0.0039	0.0003	0.0007	0.0002	0.0009	0.0015	0.0216
3 NQB	0.0017	0.0007	0.0002	0.0001	0.0023	0.0009	0.0001	0.0002	0.0000	0.0001	0.0008	0.0268
10 NMN	0.4883	0.1485	0.0867	0.0613	0.2314	0.1335	0.0364	0.0406	0.0378	0.0741	0.1695	2.0425
11 SMN	0.0568	0.0190	0.0131	0.0081	0.0607	0.0219	0.0041	0.0041	0.0033	0.0125	0.0283	0.0753
12 NWO	0.0993	0.0294	0.0393	0.0157	0.0981	0.0233	0.0083	0.0062	0.0047	0.0219	0.0720	0.1522
13 NEO	1.6126	0.8486	1.0023	0.4555	1.8434	0.6658	0.2008	0.2194	0.1916	0.6634	3.2964	2.2555
14 SUD	7.0403	6.2934	5.9574	2.9987	6.9688	3.7071	1.9980	2.0634	1.7573	4.9966	7.4006	8.1186
15 SWO	3.8671	5.9726	5.8151	4.8014	4.6547	5.5244	8.8469	5.2712	4.2768	6.4441	0.9569	4.6236
16 SEO	0.5859	0.7215	0.6578	0.4472	0.7103	0.6574	0.0628	0.4213	0.3407	0.6878	0.0441	0.7155
17 SLV	7.5571	10.2004	7.3952	3.9287	8.7361	5.9423	0.2054	0.5211	1.1631	7.1688	0.6357	8.7634
18 NDA	4.2321	3.3528	3.1338	1.4861	4.7288	2.1622	1.1647	0.5175	0.5345	2.3432	54.1077	6.5798
19 GBY	6.3466	0.1093	0.8254	0.4706	4.4108	1.8316	0.0	0.0178	0.0504	0.3086	0.0534	2.6905
20 NBK	1.5346	0.2212	4.7950	3.5484	3.8189	4.5095	0.0300	0.0989	0.2281	0.4444	0.1238	2.6195
21 NSP	1.0016	0.0545	0.4809	4.6895	1.9228	6.0540	0.0126	0.0360	0.0726	0.1887	0.0	1.9248
22 NFL	0.1867	0.0134	0.1030	0.1123	0.4894	7.0214	0.0	0.0011	0.0055	0.0349	0.0086	0.8712
50 OHO	7.6249	13.3955	9.1602	12.0870	5.7265	10.2055	22.3720	15.9949	15.2544	12.7554	3.7119	6.5756
51 ILL	5.6639	7.6617	5.7809	4.0349	7.2515	2.5865	10.4260	5.3724	4.9567	6.1970	4.3768	4.9273
52 PEN	9.2408	9.1005	9.3187	12.7767	7.9940	7.8822	10.4790	14.1282	14.0488	9.2888	3.1283	9.0571
53 IND	3.3033	7.6658	4.1254	3.9596	4.1458	4.0448	10.8565	6.5498	6.3961	6.2778	3.6532	3.3140
54 KEN	1.8065	2.4065	1.9894	2.3634	1.0666	1.4378	4.5304	2.9108	3.3151	2.1045	1.0696	1.5246
55 MCH	5.2817	9.0775	7.5789	4.8037	7.0742	5.1049	8.8229	6.1112	5.3209	8.2912	3.0443	5.8889
56 TEN	0.9060	1.4913	0.9545	1.7071	0.6451	1.3193	2.7821	1.4770	1.5016	1.0769	0.6891	0.9043
57 MSU	2.3031	2.5428	2.1813	1.6259	2.6061	0.6016	3.6192	1.9523	1.7740	2.0485	4.3456	2.3340
58 WVR	2.1618	3.5016	2.7717	3.6819	1.4241	2.2001	3.3245	3.7069	3.6600	3.1289	0.8088	1.7964
59 NYK	8.2544	3.7622	8.6408	9.9029	6.7181	9.8364	1.0761	23.5284	13.5924	8.3615	0.2083	5.8122
60 ALA	0.4454	0.6010	0.6126	0.5300	0.2590	0.2157	0.9752	0.5780	0.5205	0.6530	0.4089	0.4611
61 WI	2.8765	2.9474	1.7086	1.3026	2.8780	0.6053	2.6704	1.8960	1.5859	2.2062	3.4344	2.8008
62 IA	1.1553	1.1239	0.6902	0.3869	1.0002	0.3356	1.1660	0.7217	0.4989	0.7687	1.3617	1.4140
63 MIN	0.8937	0.6556	0.4694	0.2519	0.4863	0.2940	0.3614	0.2673	0.1928	0.4961	0.9922	1.1157
64 VA	0.7303	0.7063	0.9965	1.4945	0.7162	0.8328	0.4468	0.6957	1.0651	1.0290	0.1404	0.9046
65 NC	0.6217	0.6645	0.8578	1.2612	0.8876	0.9049	0.9426	0.7956	0.8101	0.8119	0.2179	0.9246
66 NH	0.9221	0.1767	1.0163	0.8985	0.8627	1.2015	0.0372	0.0721	1.0139	0.8263	0.0157	0.7606
67 GA	0.3798	0.3703	0.3272	0.7031	0.2663	0.4571	0.6456	0.5522	0.6471	0.3987	0.5958	0.4929
68 SC	0.1582	0.1996	0.1359	0.2543	0.1547	0.4186	0.2301	0.2251	0.2005	0.1889	0.1361	0.2245
69 MD	1.4749	1.0525	1.1031	1.4537	0.8426	0.9909	0.3517	0.9486	1.1461	1.1474	0.1827	0.9208
70 DE	0.3668	0.2377	0.3263	0.4534	0.3256	0.3614	0.0805	0.1808	0.3048	0.3464	0.0356	0.2729
71 NJ	1.9458	1.0025	1.8294	2.5072	2.0506	2.1088	0.3044	0.7740	2.4206	1.5869	0.0887	1.2998
72 DC	0.2012	0.1520	0.1623	0.2134	0.1202	0.1090	0.0578	0.1366	0.1601	0.1685	0.0452	0.1319
73 AR	0.1052	0.0906	0.0582	0.0414	0.0301	0.0812	0.1699	0.1073	0.0863	0.0743	0.0942	0.0480
74 LA	0.0769	0.0596	0.0593	0.0553	0.0653	0.0094	0.0988	0.0807	0.0857	0.0567	0.0273	0.0452
75 MS	0.0820	0.1625	0.1547	0.1566	0.0698	0.0819	0.2501	0.1653	0.1224	0.1744	0.1238	0.0379
76 MA	3.7602	0.6071	3.6847	4.9959	3.0683	4.1788	0.1975	0.4436	8.2843	2.1903	0.0701	2.3370
77 CT	1.0678	0.3164	0.9859	1.3475	0.8868	1.2125	0.0946	0.1977	1.4172	0.8221	0.0105	0.6918
78 RI	0.2519	0.0407	0.2468	0.3347	0.2055	0.2799	0.0132	0.0297	0.5549	0.1467	0.0047	0.1565
79 ME	1.0701	0.1112	1.5371	1.2113	1.2458	1.5849	0.0288	0.0552	0.1378	2.7362	0.0169	1.0728
80 VT	0.1635	0.0603	0.1730	0.1528	0.1495	0.2160	0.0110	0.1060	0.2381	0.2096	0.0042	0.1484

066/84-Mai-21
Ministère des Communications

TABLEAU 6.5

MATRICE DES CONTRIBUTIONS SOURCE-RECEPTEUR 1980
CONCENTRATION DE SO4 HUMIDE (POUR CENT)

	1 NEO	2 CEO	3 SWO	4 SEO	5 SUD	6 SBJ	7 PBL	8 NQB	9 OTT	10 ABI	11 NIT	12 CHI	13 LSJ
1 ABI	0.1370	0.0649	0.0068	0.0286	0.0056	0.1916	0.1195	0.1612	0.1318	1.1026	0.1871	0.2464	0.3777
2 CQB	0.0087	0.0018	0.0003	0.0014	0.0003	0.0339	0.0563	0.0619	0.0027	0.0051	0.4472	0.0933	0.0204
3 NQB	0.0033	0.0003	0.0001	0.0004	0.0000	0.0078	0.0220	0.5764	0.0010	0.0014	0.0360	0.0114	0.0037
10 NMN	4.9569	0.7670	0.0753	0.1311	0.0247	1.7587	8.7706	9.8303	0.1493	0.3947	3.6316	0.8612	0.3587
11 SMN	0.5771	0.0941	0.0130	0.0175	0.0031	0.3990	0.4560	0.3008	0.0207	0.0674	0.2248	0.1999	0.0509
12 NWO	0.8232	0.2172	0.0221	0.0236	0.0063	0.4647	0.5527	0.2992	0.0229	0.1193	0.2877	0.2523	0.1527
13 NEO	10.4953	23.9916	0.6056	1.1702	0.4780	4.9782	4.3793	3.3917	1.0567	2.5233	3.4090	3.4226	2.4226
14 SUD	8.8634	13.7086	6.2300	22.4157	88.3314	10.5799	8.1233	9.2435	22.5096	12.6613	9.9121	10.2796	10.3600
15 SWO	2.4264	1.2208	33.6648	10.3131	0.2680	3.2908	2.7774	4.0631	6.2672	3.3683	4.1798	5.2987	4.9292
16 SEO	0.1990	0.0720	0.0474	0.1492	0.0282	0.2732	0.2906	0.3152	0.2459	0.1374	0.4887	0.5342	0.5573
17 SLV	1.4220	0.9211	0.1239	0.5499	0.1794	2.6665	2.4990	3.9975	1.6270	1.6035	4.3107	4.2537	7.2571
18 NDA	7.9703	6.5391	0.9278	4.8905	0.9473	14.4382	10.5419	10.2907	8.4119	37.9714	10.7122	13.1569	14.8713
19 GBY	0.2702	0.0663	0.0021	0.0141	0.0022	0.5228	0.8611	1.4246	0.0604	0.0804	1.0696	0.9860	0.7920
20 NBK	0.2964	0.1920	0.0154	0.0778	0.0370	0.2086	0.3232	1.1322	0.3431	0.1041	0.9102	0.8246	0.6256
21 NSP	0.0946	0.0226	0.0088	0.0315	0.0118	0.0423	0.3525	0.9679	0.0799	0.0222	0.7252	0.4663	0.3160
22 NFL	0.0827	0.0118	0.0005	0.0	0.0	0.0805	0.2404	0.3846	0.0	0.0110	0.2120	0.2127	0.0750
50 OHO	7.9456	3.1454	9.4455	11.1402	0.6055	7.1156	9.9011	10.2103	9.5250	5.0463	11.0647	8.6465	9.2003
51 ILL	9.3188	10.9717	7.3157	7.3374	1.8756	9.4963	9.4434	5.5383	8.2225	5.8073	5.2183	5.3394	5.5530
52 PEN	3.3951	1.7852	1.9908	7.0576	0.5797	5.6627	3.7047	8.6180	5.1546	3.4619	7.3737	8.8267	8.2961
53 IND	5.4202	6.4592	7.3796	6.9449	1.3488	7.0937	6.5532	3.7168	6.6654	4.7685	4.1056	4.3592	4.7670
54 KEN	1.9209	1.4357	2.7763	2.4819	0.3858	2.9019	3.0732	2.2426	3.1291	2.0125	2.2669	1.8182	1.7244
55 MCH	4.9981	6.2530	17.1464	9.5600	1.5391	5.7503	5.8109	6.3935	8.9402	4.5621	6.2814	5.6176	5.3111
56 TEN	0.9984	1.4357	1.8422	1.5950	0.3338	1.2728	1.7278	1.0105	2.2166	1.2335	1.4516	1.1769	1.0356
57 MSU	5.9212	5.5106	2.5030	2.1321	0.5893	4.0131	2.6725	1.4775	2.6686	2.5964	3.0589	2.9131	2.2787
58 WVR	0.7092	0.5424	1.0310	2.1600	0.1080	2.4730	1.6944	2.3010	2.1274	1.2936	2.7150	2.7582	2.5754
59 NYK	1.0545	0.3433	0.3051	1.0768	0.0694	1.9190	2.0609	1.7186	0.8591	1.0279	3.5072	4.1568	3.9840
60 ALA	0.4734	0.5777	0.6446	0.5972	0.1404	0.4671	0.6643	0.2917	0.4919	0.3447	0.3785	0.2729	0.3424
61 WI	7.5015	6.8282	2.3520	3.0027	1.1241	3.7474	4.3885	3.3576	3.3965	2.8644	2.7061	3.5770	3.1947
62 IA	4.0745	2.5349	0.9135	1.0384	0.3718	2.3782	1.7266	1.0656	1.3814	1.1088	1.4903	1.4478	1.2762
63 MIN	4.3656	2.0956	0.5107	0.6801	0.2272	2.8220	3.0075	1.5318	0.8203	0.9458	1.7809	1.6641	1.0079
64 VA	0.3057	0.2272	0.1805	0.4110	0.0439	0.2013	0.3136	0.6847	0.4276	0.2752	0.7288	0.7239	0.6457
65 NC	0.4520	0.2824	0.3822	0.6206	0.0478	0.4451	0.2868	0.4562	0.6378	0.4295	0.6048	0.4472	0.4042
66 NH	0.1216	0.0623	0.0144	0.0835	0.0222	0.1976	0.1279	0.1550	0.1312	0.0541	0.3589	0.3207	0.3127
67 GA	0.1808	0.3884	0.5259	0.5387	0.0530	0.2783	0.2504	0.3837	0.4670	0.3839	0.3680	0.3244	0.2545
68 SC	0.1460	0.1391	0.2154	0.2093	0.0240	0.0527	0.0429	0.0710	0.1242	0.0931	0.0997	0.0967	0.0556
69 MD	0.3849	0.0921	0.1075	0.3544	0.0126	0.2153	0.2500	0.4534	0.4835	0.4103	0.5813	0.7448	0.7152
70 DE	0.0996	0.0139	0.0226	0.0914	0.0025	0.0645	0.0755	0.0959	0.1249	0.0992	0.1276	0.1626	0.1840
71 NJ	0.3875	0.0744	0.0886	0.3120	0.0149	0.2966	0.2243	0.3786	0.4138	0.3741	0.6760	0.8754	0.9878
72 DC	0.0568	0.0215	0.0192	0.0579	0.0047	0.0443	0.0444	0.0765	0.0618	0.0559	0.0939	0.1171	0.1066
73 AR	0.1822	0.2220	0.1172	0.0972	0.0241	0.0700	0.0503	0.0676	0.0718	0.1036	0.1052	0.1552	0.1128
74 LA	0.1814	0.1889	0.1295	0.0793	0.0316	0.1507	0.1969	0.0142	0.0353	0.0590	0.0623	0.0740	0.0473
75 MS	0.1507	0.2369	0.1580	0.1270	0.0392	0.1479	0.1410	0.0362	0.1291	0.0956	0.0772	0.0463	0.0914
76 MA	0.3439	0.0982	0.0909	0.2217	0.0235	0.4371	0.7604	0.6675	0.1454	0.1749	1.1283	1.3296	1.5076
77 CT	0.1310	0.0369	0.0337	0.1043	0.0099	0.1578	0.1748	0.1786	0.0836	0.0813	0.3866	0.4531	0.4728
78 RI	0.0230	0.0066	0.0061	0.0149	0.0016	0.0293	0.0509	0.0447	0.0097	0.0117	0.0756	0.0891	0.1010
79 ME	0.1037	0.0851	0.0057	0.0383	0.0175	0.1170	0.1818	0.2835	0.0951	0.0358	0.3043	0.2949	0.2008
80 VT	0.0258	0.0144	0.0033	0.0203	0.0052	0.0450	0.0336	0.0390	0.0302	0.0163	0.0790	0.0710	0.0831

056/84-Mai-21
Ministère des Communications

TABLEAU 6.5 (suite)

MATRICE DES CONTRIBUTIONS SOURCE-RECEPTEUR 1980
CONCENTRATION DE SO4 HUMIDE (POUR CENT)

	14 GP	15 MTL	16 NB	17 NE	18 ANT	19 TN	20 WNY	21 ENY	22 SNA	23 NNA	24 NDA	25 LAB
1 ABI	0.1044	0.1192	0.0773	0.0388	0.1150	0.0437	0.0096	0.0174	0.0230	0.0678	0.0247	0.1599
2 CQB	0.0237	0.0037	0.0043	0.0026	0.0240	0.0072	0.0006	0.0008	0.0002	0.0019	0.0007	0.0446
3 NQB	0.0039	0.0009	0.0004	0.0003	0.0066	0.0024	0.0002	0.0002	0.0000	0.0002	0.0003	0.0768
10 NMN	0.5096	0.1241	0.1083	0.0773	0.2699	0.1488	0.0421	0.0261	0.0289	0.0831	0.0379	2.3696
11 SMN	0.0492	0.0157	0.0121	0.0083	0.0647	0.0188	0.0051	0.0029	0.0029	0.0118	0.0059	0.0864
12 NWO	0.0835	0.0259	0.0409	0.0183	0.1051	0.0243	0.0103	0.0040	0.0039	0.0217	0.0167	0.1590
13 NEO	1.3999	0.7637	0.9611	0.4643	1.8921	0.5931	0.2438	0.1559	0.1698	0.6632	0.9963	2.4452
14 SUD	6.6158	6.0732	5.8883	2.9669	8.0034	3.2159	2.4451	1.4314	1.5392	4.9475	2.5530	9.3713
15 SWO	3.2792	4.3613	4.5994	3.7210	4.4215	3.9379	16.0136	3.0601	2.6815	5.0153	0.2557	4.6833
16 SEO	0.5419	1.9400	0.6012	0.3922	0.7766	0.5092	0.0724	0.5888	0.3743	0.7530	0.0118	0.7266
17 SLV	7.3430	34.2489	8.5594	3.9942	9.6034	5.0455	0.2763	0.3847	1.2141	14.5617	0.1510	9.0033
18 NDA	4.9581	4.4942	3.9192	1.9866	6.2615	2.2648	1.6923	0.4482	0.5979	3.3684	89.5606	8.3376
19 GBY	23.4751	0.1012	1.2503	0.6627	6.5238	1.9117	0.0	0.0126	0.0443	0.3410	0.0129	3.3199
20 NBK	1.5888	0.2155	17.3051	7.4298	4.7705	4.4470	0.0318	0.0665	0.2050	0.6628	0.0305	3.1634
21 NSP	1.0503	0.0495	0.5783	18.2262	2.4123	6.4192	0.0138	0.0232	0.0640	0.2179	0.0	2.3999
22 NFL	0.2209	0.0120	0.1316	0.1495	0.6953	29.4963	0.0	0.0007	0.0045	0.0388	0.0020	1.1235
50 OHO	5.8365	8.9157	7.3165	9.2227	5.3103	6.8130	20.3185	7.1742	8.3353	9.6839	0.7561	6.0302
51 ILL	4.1101	4.6865	4.2773	3.0445	6.0225	1.8508	7.8225	2.2949	2.7162	4.4779	0.8661	4.4562
52 PEN	7.0902	6.4703	7.5762	9.7101	7.2044	5.2304	15.4250	8.1730	8.3776	7.4082	0.6019	8.2977
53 IND	2.5306	4.7486	3.2640	3.0518	3.7347	2.8498	8.2976	2.8111	3.4325	4.5871	0.7023	3.0922
54 KEN	1.3220	1.5445	1.4945	1.8508	1.0084	0.9897	3.4584	1.2763	1.8251	1.5852	0.2072	1.4192
55 MCH	3.8589	5.6285	5.5275	3.6041	6.0171	3.3439	7.5565	2.6748	2.8949	5.8893	0.7045	5.2378
56 TEN	0.6941	0.9929	0.7848	1.2849	0.5946	0.9161	2.1554	0.6800	0.8499	0.8559	0.1380	0.8416
57 MSU	1.6942	1.6346	1.6761	1.2656	2.2173	0.4574	2.7088	0.8269	0.9617	1.5118	0.7249	2.0534
58 WVR	1.6017	2.3620	2.2187	2.8627	1.2569	1.4181	2.9552	1.7332	2.1016	2.4217	0.1520	1.6499
59 NYK	6.1753	2.9677	6.9854	7.7249	6.0971	6.6944	1.1764	61.3664	21.0634	7.5033	0.0381	5.1802
60 ALA	0.3423	0.4113	0.5035	0.4437	0.2358	0.1511	0.7885	0.2698	0.3049	0.5155	0.0774	0.4223
61 WI	2.0343	1.7692	1.2489	0.9786	2.3433	0.4311	2.0195	0.8148	0.8694	1.5742	0.6223	2.4548
62 IA	0.8245	0.7033	0.5421	0.3066	0.8615	0.2555	0.9028	0.3184	0.2734	0.5767	0.2330	1.1752
63 MIN	0.6466	0.4083	0.3594	0.1910	0.4373	0.2234	0.2773	0.1168	0.1069	0.3603	0.1694	1.0026
64 VA	0.5746	0.4892	0.7814	1.1494	0.6370	0.5953	0.3853	0.3473	0.6417	0.7993	0.0259	0.8076
65 NC	0.4791	0.4491	0.6465	1.0030	0.7279	0.6438	0.7128	0.3641	0.4934	0.6192	0.0403	0.7855
66 NH	0.6895	0.1471	0.9972	0.7589	0.7928	0.8109	0.0334	0.0474	2.8696	1.4718	0.0028	0.6680
67 GA	0.2909	0.2556	0.2709	0.5481	0.2415	0.3157	0.5263	0.2485	0.3701	0.3105	0.1115	0.4575
68 SC	0.1221	0.1314	0.1128	0.2014	0.1430	0.2728	0.1890	0.1065	0.1226	0.1464	0.0247	0.1880
69 MD	1.1211	0.7012	0.9166	1.1521	0.7566	0.6575	0.3166	0.5216	0.7746	0.9374	0.0406	0.8285
70 DE	0.2768	0.1592	0.2692	0.3614	0.2915	0.2363	0.0724	0.0955	0.2051	0.2790	0.0071	0.2424
71 NJ	1.4996	0.7137	1.5347	1.9659	1.8378	1.4060	0.2733	0.5536	2.1343	1.3282	0.0161	1.1511
72 DC	0.1518	0.1014	0.1322	0.1693	0.1067	0.0736	0.0526	0.0708	0.1061	0.1341	0.0088	0.1201
73 AR	0.0812	0.0594	0.0485	0.0351	0.0283	0.0614	0.1315	0.0464	0.0485	0.0560	0.0178	0.0446
74 LA	0.0573	0.0400	0.0483	0.0458	0.0601	0.0073	0.0821	0.0382	0.0516	0.0444	0.0051	0.0408
75 MS	0.0624	0.1113	0.1271	0.1291	0.0657	0.0622	0.2098	0.0795	0.0738	0.1390	0.0234	0.0347
76 MA	2.6854	0.4430	3.0234	4.1081	2.7798	2.8887	0.1649	0.3081	25.2693	2.0275	0.0140	2.0392
77 CT	0.7904	0.2338	0.8111	1.0715	0.7979	0.8227	0.0854	0.1508	3.4539	0.7294	0.0043	0.6058
78 RI	0.1799	0.0297	0.2025	0.2752	0.1862	0.1935	0.0110	0.0206	1.6927	0.1358	0.0009	0.1366
79 ME	0.8066	0.0814	2.1110	1.2238	1.1260	1.0988	0.0239	0.0287	0.1160	10.8561	0.0031	0.9364
80 VT	0.1233	0.0618	0.1549	0.1219	0.1346	0.1431	0.0106	0.2187	0.5109	0.2794	0.0008	0.1303

0661/84-Mai-21
Ministère des Communications

TABLEAU 6.6

MATRICE DES CONTRIBUTIONS SOURCE-RECEPTEUR 1980
DEPOT DE SO2 SEC (POUR CENT)
PENDANT LES PERIODES SECHES

	1 NEO	2 CEO	3 SWO	4 SEO	5 SUD	6 SBJ	7 PBL	8 NQB	9 OTT	10 ABI	11 NIT	12 CHI	13 LSJ
1 ABI	0.1588	0.0592	0.0040	0.0213	0.0052	0.2133	0.1321	0.1861	0.1183	0.8671	0.2180	0.2692	0.3926
2 CQB	0.0061	0.0008	0.0001	0.0006	0.0002	0.0302	0.0633	0.0761	0.0014	0.0032	0.4359	0.0901	0.0158
3 NQB	0.0018	0.0001	0.0000	0.0002	0.0000	0.0059	0.0222	0.7380	0.0005	0.0007	0.0332	0.0078	0.0019
10 NMN	3.8275	0.4399	0.0313	0.0542	0.0169	1.2277	7.4532	10.2304	0.0672	0.2166	2.7055	0.5190	0.1728
11 SMN	0.4898	0.0583	0.0055	0.0072	0.0022	0.2705	0.3324	0.2351	0.0097	0.0420	0.1497	0.1205	0.0267
12 NWO	0.9702	0.1933	0.0123	0.0126	0.0057	0.4408	0.5888	0.3008	0.0120	0.0962	0.2560	0.1919	0.1025
13 NEO	14.3911	23.5472	0.4712	0.8816	0.6401	5.8651	5.0685	3.6617	0.8256	2.9896	3.6697	3.6364	2.3714
14 SUD	9.0234	15.9207	6.5145	23.6306	84.8826	11.4597	9.3352	9.3128	26.6958	16.2691	10.0547	10.3611	10.6305
15 SWO	1.6087	1.0401	30.9451	12.7731	0.3290	2.9848	2.6101	4.3986	7.4102	3.8790	4.7360	5.7064	5.0924
16 SEO	0.1867	0.0654	0.0358	0.1616	0.0384	0.2716	0.3199	0.3552	0.3055	0.1744	0.5663	0.6455	0.7271
17 SLV	1.4719	0.7739	0.0669	0.4306	0.1724	3.2834	3.0524	4.1613	1.7325	2.2076	4.8513	5.4959	10.4543
18 NDA	7.3702	6.4088	0.6836	3.9868	1.1871	15.9913	11.8463	11.0401	7.2430	33.0440	11.4941	14.0662	15.4157
19 GBY	0.2295	0.0297	0.0006	0.0058	0.0010	0.4607	1.0451	1.6015	0.0326	0.0546	1.4000	1.3211	0.9703
20 NBK	0.1873	0.0806	0.0039	0.0291	0.0176	0.1466	0.3030	1.0325	0.1686	0.0692	0.8980	0.8523	0.5649
21 NSP	0.0458	0.0085	0.0025	0.0144	0.0067	0.0292	0.2434	0.9390	0.0450	0.0119	0.6234	0.4148	0.2398
22 NFL	0.0446	0.0041	0.0001	0.0	0.0	0.0530	0.1905	0.5027	0.0	0.0053	0.2024	0.1792	0.0523
50 OHO	8.7112	2.9347	10.9825	11.7957	0.8543	7.6795	9.7697	9.2439	9.7383	5.5318	9.7982	8.3051	8.5272
51 ILL	8.7441	11.5388	8.1079	6.4843	2.7473	8.2991	8.2912	4.9700	7.6509	5.9034	4.5885	4.6381	4.7191
52 PEN	2.4401	1.2176	1.9923	8.0279	0.5708	5.5443	3.9786	8.2491	5.4990	3.7116	8.0639	8.9582	8.4250
53 IND	5.0845	5.9326	7.8368	5.7893	1.5637	5.9173	5.7171	3.4836	5.8697	4.2547	3.6062	3.6283	3.9663
54 KEN	1.6706	1.1101	2.1982	1.7498	0.3840	2.4367	2.7553	1.8813	2.3341	1.5737	1.9018	1.4669	1.3258
55 MCH	5.5320	8.2630	20.4877	11.5588	2.6218	7.3687	6.2853	6.8129	9.7649	5.7077	7.3863	6.3016	5.3030
56 TEN	0.7001	0.9385	1.2003	1.0313	0.3017	1.1077	1.5593	0.8496	1.5389	0.9926	1.2373	0.9126	0.7605
57 MSU	5.0603	3.9739	2.0909	1.6907	0.6160	3.2546	2.1958	1.2780	2.1883	2.0139	2.4465	2.2885	1.6718
58 WVR	0.5579	0.4891	0.8911	2.1248	0.1289	2.1932	1.8745	1.9444	2.1918	1.2737	2.1346	2.3739	2.3496
59 NYK	1.0193	0.2012	0.2215	1.0931	0.0598	1.8760	2.0385	1.8600	0.9525	1.4295	4.1314	4.8170	4.6968
60 ALA	0.2727	0.3948	0.4140	0.3700	0.1301	0.3663	0.5622	0.2266	0.3416	0.2338	0.2784	0.2053	0.2449
61 WI	8.5193	8.7932	2.3936	2.5458	1.7177	3.7618	4.5569	3.3779	2.7174	3.1406	2.5802	3.5024	2.7448
62 IA	3.9896	2.3110	0.7502	0.7306	0.3936	2.0558	1.5438	1.1974	0.9576	0.9172	1.4594	1.1188	0.8490
63 MIN	4.9572	1.8403	0.3782	0.4364	0.2519	2.7362	3.3082	1.6527	0.5907	0.7570	1.7100	1.2276	0.6419
64 VA	0.2883	0.1779	0.1223	0.3531	0.0509	0.1537	0.2543	0.6855	0.4027	0.2817	0.5848	0.6741	0.5955
65 NC	0.2964	0.1955	0.2302	0.4414	0.0538	0.3655	0.2650	0.4958	0.5639	0.4127	0.5366	0.4074	0.3530
66 NH	0.1241	0.0517	0.0092	0.0834	0.0255	0.2335	0.1514	0.1828	0.1461	0.0665	0.4577	0.3915	0.4273
67 GA	0.1026	0.2570	0.3096	0.3404	0.0583	0.2562	0.3103	0.2798	0.2897	0.2982	0.2843	0.2310	0.1856
68 SC	0.0969	0.0890	0.1254	0.1396	0.0235	0.0512	0.0275	0.0744	0.1151	0.0855	0.0989	0.1050	0.0541
69 MD	0.3263	0.0589	0.0746	0.2937	0.0088	0.1374	0.1754	0.4374	0.4364	0.4022	0.6680	0.7149	0.6612
70 DE	0.0808	0.0080	0.0167	0.0724	0.0016	0.0485	0.0541	0.1164	0.1144	0.1033	0.1458	0.1697	0.1770
71 NJ	0.3698	0.0339	0.0599	0.2628	0.0093	0.3311	0.2010	0.4194	0.4122	0.3752	0.8575	0.9758	1.0575
72 DC	0.0554	0.0142	0.0135	0.0495	0.0041	0.0292	0.0352	0.0763	0.0565	0.0547	0.0976	0.1164	0.0988
73 AR	0.1182	0.1292	0.0731	0.0589	0.0208	0.0491	0.0383	0.0483	0.0458	0.0698	0.0700	0.0902	0.0680
74 LA	0.1431	0.1130	0.0670	0.0402	0.0187	0.0916	0.1467	0.0157	0.0137	0.0296	0.0450	0.0387	0.0231
75 MS	0.1040	0.1484	0.0875	0.0699	0.0329	0.1001	0.1012	0.0296	0.0709	0.0559	0.0483	0.0299	0.0498
76 MA	0.3250	0.0583	0.0571	0.1978	0.0171	0.4401	0.7189	0.7429	0.1204	0.2141	1.4474	1.3941	1.7833
77 CT	0.1440	0.0205	0.0224	0.0979	0.0077	0.1720	0.1502	0.1948	0.0788	0.1008	0.4772	0.4988	0.5339
78 RI	0.0218	0.0039	0.0038	0.0133	0.0011	0.0295	0.0482	0.0498	0.0081	0.0143	0.0970	0.0934	0.1195
79 ME	0.1033	0.0589	0.0026	0.0257	0.0133	0.1262	0.2375	0.3017	0.0865	0.0438	0.3638	0.3562	0.2395
80 VT	0.0278	0.0125	0.0024	0.0222	0.0072	0.0542	0.0424	0.0505	0.0353	0.0204	0.1031	0.0922	0.1170

064/84-Mai-21
Ministère des Communications

TABLEAU 6.6 (suite)

MATRICE DES CONTRIBUTIONS SOURCE-RECEPTEUR 1980
DEPOT DE SO2 SEC (POUR CENT)
PENDANT LES PERIODES SECHES

	14 GP	15 MTL	16 NB	17 NE	18 ANT	19 TN	20 WNY	21 ENY	22 SNA	23 NNA	24 NDA	25 LAB
1 ABI	0.1073	0.1175	0.0634	0.0248	0.1126	0.0308	0.0062	0.0137	0.0160	0.0577	0.0375	0.1664
2 CQB	0.0185	0.0026	0.0025	0.0014	0.0186	0.0042	0.0002	0.0004	0.0001	0.0011	0.0005	0.0428
3 NQB	0.0023	0.0005	0.0002	0.0001	0.0041	0.0013	0.0001	0.0001	0.0000	0.0001	0.0002	0.0788
10 NMN	0.2719	0.0541	0.0508	0.0338	0.1560	0.0704	0.0161	0.0105	0.0108	0.0344	0.0262	1.7289
11 SMN	0.0299	0.0074	0.0053	0.0039	0.0409	0.0090	0.0019	0.0012	0.0011	0.0052	0.0052	0.0581
12 NWO	0.0573	0.0159	0.0221	0.0093	0.0712	0.0129	0.0045	0.0019	0.0018	0.0113	0.0233	0.1352
13 NEO	1.2138	0.5884	0.6392	0.2641	1.5854	0.3774	0.1481	0.1013	0.0942	0.4199	1.7549	2.3094
14 SUD	5.8074	6.7640	4.8509	2.0363	6.7170	2.0995	2.1704	1.2936	1.1289	4.2586	4.2186	8.5487
15 SWO	2.8021	5.5059	4.3332	2.9762	3.6312	2.9021	17.2246	3.9426	2.7784	5.2852	0.4044	4.1879
16 SEO	0.6146	2.1551	0.7644	0.3943	0.7885	0.4472	0.0533	0.6470	0.4419	1.0657	0.0186	0.7914
17 SLV	9.7214	34.4530	12.5075	4.5574	11.2405	4.6189	0.1546	0.3466	1.3790	18.5191	0.2377	10.9846
18 NDA	4.6029	4.0702	2.9340	1.2489	5.4958	1.5084	1.1973	0.3171	0.3803	2.4752	84.5037	7.7405
19 GBY	28.0792	0.0789	1.7066	0.8026	11.3388	2.1988	0.0	0.0053	0.0252	0.3419	0.0103	5.2392
20 NBK	1.7887	0.1624	19.9489	10.7093	6.1199	5.4715	0.0113	0.0486	0.1623	0.7911	0.0294	3.6832
21 NSP	1.1081	0.0398	0.6199	21.2146	3.1351	9.5086	0.0071	0.0129	0.0386	0.1735	0.0	3.1310
22 NFL	0.2488	0.0056	0.1403	0.1864	1.0232	36.6874	0.0	0.0005	0.0024	0.0252	0.0012	1.8452
50 OHO	4.5648	8.6209	5.6935	6.9676	4.8064	4.6197	23.2673	7.7275	7.6108	7.5426	1.2202	5.4807
51 ILL	3.0933	3.7973	2.8903	1.8986	4.2982	1.2563	6.6859	1.7698	1.6734	3.0506	1.3691	3.4389
52 PEN	6.2625	7.6110	6.5250	9.0079	6.2901	4.0897	17.9675	11.5325	10.2430	7.4260	0.7368	8.2356
53 IND	2.2193	3.7659	2.3601	2.0119	2.7085	1.7551	7.4470	2.3688	2.4527	3.0694	0.7517	2.4819
54 KEN	0.9865	1.1760	0.9967	1.2852	0.9864	0.6686	2.5581	0.9296	1.1752	1.1211	0.2504	1.2737
55 MCH	3.4894	6.1820	4.5647	2.5838	5.3342	2.4924	8.2583	2.6889	2.3625	5.1208	1.2960	4.5381
56 TEN	0.4431	0.7064	0.5392	0.8337	0.4066	0.6201	1.3427	0.5091	0.5378	0.6002	0.2088	0.7357
57 MSU	1.2347	1.2642	1.0443	0.7394	1.5222	0.2763	1.8949	0.5551	0.5740	0.9704	0.7097	1.5238
58 WVR	1.3838	2.2156	1.6062	2.1324	1.0319	0.9642	3.0385	1.7627	1.8568	1.9531	0.1502	1.5542
59 NYK	6.6824	3.9873	8.5341	9.5337	6.3637	6.2085	1.3035	58.8719	25.7419	10.9725	0.0426	6.0416
60 ALA	0.2302	0.2646	0.3259	0.2564	0.1466	0.1051	0.4923	0.2004	0.1890	0.3424	0.0744	0.2850
61 WI	1.7231	1.3161	0.7699	0.5633	2.0689	0.3057	1.5281	0.5448	0.4927	0.9833	1.0362	2.1655
62 IA	0.5506	0.4646	0.3172	0.1725	0.6401	0.1557	0.5801	0.1949	0.1449	0.3339	0.2814	1.0017
63 MIN	0.4401	0.2534	0.2134	0.1014	0.3293	0.1409	0.1565	0.0672	0.0526	0.1962	0.1860	0.8342
64 VA	0.5456	0.4534	0.6440	0.8953	0.4696	0.4982	0.3432	0.3709	0.5763	0.7480	0.0288	0.7194
65 NC	0.3420	0.3761	0.4946	0.7126	0.4995	0.5911	0.5112	0.3005	0.3833	0.4800	0.0493	0.6243
66 NH	0.8867	0.2010	1.6697	1.1742	1.0674	0.9613	0.0308	0.0607	2.8248	2.0960	0.0030	0.8509
67 GA	0.2065	0.1786	0.2023	0.3627	0.1652	0.2360	0.3456	0.1707	0.2335	0.2089	0.1220	0.3439
68 SC	0.0941	0.0960	0.0840	0.1497	0.1057	0.2070	0.1173	0.0715	0.0798	0.0929	0.0260	0.1440
69 MD	0.9937	0.7096	0.8420	1.0500	0.7099	0.5882	0.2951	0.6584	0.9455	0.9638	0.0699	0.7753
70 DE	0.2538	0.1586	0.2518	0.3384	0.2872	0.2298	0.0660	0.1151	0.2466	0.2917	0.0111	0.2202
71 NJ	1.5354	0.8866	1.5870	2.2786	1.8044	1.3061	0.2494	0.7378	3.0353	1.6255	0.0175	1.1533
72 DC	0.1314	0.1004	0.1201	0.1494	0.0910	0.0688	0.0511	0.0830	0.1235	0.1323	0.0129	0.1117
73 AR	0.0505	0.0386	0.0313	0.0194	0.0182	0.0319	0.0755	0.0280	0.0265	0.0337	0.0172	0.0293
74 LA	0.0283	0.0214	0.0237	0.0224	0.0308	0.0060	0.0406	0.0221	0.0248	0.0218	0.0026	0.0243
75 MS	0.0382	0.0677	0.0691	0.0708	0.0531	0.0405	0.1284	0.0504	0.0419	0.0759	0.0192	0.0306
76 MA	2.8137	0.5407	3.9434	6.0584	3.3717	2.9803	0.1166	0.3882	24.0073	2.8547	0.0220	2.3740
77 CT	0.8668	0.2957	0.9960	1.4408	0.8809	0.7879	0.0777	0.1907	3.5667	1.0166	0.0076	0.7146
78 RI	0.1885	0.0362	0.2642	0.4058	0.2259	0.1996	0.0078	0.0260	1.6081	0.1912	0.0015	0.1590
79 ME	1.0926	0.1015	3.5621	2.1539	1.6415	1.5059	0.0162	0.0310	0.1443	11.5875	0.0036	1.3057
80 VT	0.1549	0.0914	0.2457	0.1672	0.1664	0.1550	0.0109	0.2294	0.5637	0.4321	0.0008	0.1578

0565B-Mai-21

TABLEAU 6.7

MATRICE DES CONTRIBUTIONS SOURCE-RECEPTEUR 1980
DEPOT DE SO2 SEC (POUR CENT)
PENDANT LES PERIODES HUMIDES

	1 NEO	2 CEO	3 SWO	4 SEO	5 SUD	6 SBJ	7 PBL	8 NQB	9 OTT	10 ABI	11 NIT	12 CHI	13 LSJ
1 ABI	0.2558	0.0614	0.0033	0.0331	0.0029	0.4344	0.2747	0.3164	0.2402	1.7268	0.3977	0.5258	0.8630
2 CQB	0.0106	0.0008	0.0001	0.0008	0.0001	0.0665	0.2056	0.2014	0.0023	0.0035	2.0705	0.2753	0.0353
3 NQB	0.0020	0.0001	0.0000	0.0002	0.0000	0.0074	0.0345	3.5741	0.0007	0.0005	0.0864	0.0142	0.0029
10 NMN	3.5477	0.2863	0.0171	0.0376	0.0058	0.9702	7.2337	10.9702	0.0515	0.1026	2.5403	0.4743	0.1294
11 SMN	0.3715	0.0329	0.0036	0.0051	0.0008	0.1644	0.2775	0.2155	0.0066	0.0160	0.1132	0.0794	0.0167
12 NWO	1.0510	0.1551	0.0082	0.0090	0.0020	0.3379	0.6180	0.3158	0.0099	0.0472	0.2306	0.1338	0.0742
13 NEO	23.2442	38.7893	0.4106	0.8580	0.3683	6.1383	5.5215	4.1221	0.6985	2.0230	3.8950	3.6084	2.0634
14 SUD	12.6105	20.8563	7.3330	35.8218	94.3484	13.9201	12.7292	11.2031	34.8610	13.9821	12.2580	11.7735	11.1548
15 SWO	2.0154	0.8936	44.5236	14.6467	0.1758	2.8960	3.0113	4.3362	8.3870	2.6000	5.4753	6.0763	4.9751
16 SEO	0.1855	0.0441	0.0280	0.2154	0.0152	0.2988	0.4572	0.3803	0.4081	0.1084	0.6279	0.8041	0.8711
17 SLV	1.3633	0.4749	0.0443	0.3660	0.0506	3.5088	4.1910	4.1592	1.7258	1.6437	5.5939	7.1278	15.5443
18 NDA	13.7447	8.6877	0.6658	6.5178	0.7585	33.4338	21.7085	17.6594	15.2402	60.3407	19.4211	26.0940	25.9445
19 GBY	0.2135	0.0151	0.0003	0.0045	0.0002	0.4086	1.2910	1.7556	0.0296	0.0293	1.8520	1.8517	1.1832
20 NBK	0.1453	0.0399	0.0017	0.0167	0.0044	0.1114	0.3059	1.0979	0.1110	0.0325	0.9117	0.8306	0.5524
21 NSP	0.0319	0.0041	0.0011	0.0090	0.0018	0.0228	0.2080	0.9208	0.0317	0.0051	0.5801	0.3913	0.2209
22 NFL	0.0323	0.0019	0.0001	0.0	0.0	0.0376	0.1688	0.6072	0.0	0.0021	0.2090	0.1852	0.0477
50 OHO	6.7497	1.6639	8.3671	9.1486	0.3032	5.5145	7.4946	6.7609	7.2603	2.6409	6.9124	5.9768	5.7853
51 ILL	5.4181	6.4198	5.0568	3.8044	0.9235	4.9942	5.4080	3.4766	4.9402	2.4337	3.0970	3.0145	2.8673
52 PEN	1.4782	0.5860	1.4320	7.3061	0.1546	3.6570	3.3002	6.1349	4.5808	1.7346	6.6001	6.5146	6.0931
53 IND	3.6358	2.9693	4.7006	3.3588	0.4186	3.6189	4.1223	2.6341	3.7397	1.6543	2.5616	2.3492	2.4794
54 KEN	1.1138	0.5706	1.1584	0.9806	0.1049	1.4732	1.9763	1.3772	1.3936	0.5684	1.3083	0.9405	0.7937
55 MCH	3.9113	6.5103	21.3485	9.0278	1.2576	5.8903	4.9457	5.3015	6.9868	2.8544	6.2207	4.9401	3.6062
56 TEN	0.4097	0.3940	0.5586	0.5607	0.0739	0.6632	1.0870	0.6246	0.8817	0.3809	0.8739	0.5745	0.4482
57 MSU	3.0557	1.6867	1.0020	0.9407	0.1521	1.7960	1.3868	0.8817	1.3812	0.6987	1.5813	1.3659	0.9578
58 WVR	0.3521	0.2879	0.5339	1.6265	0.0411	1.3333	1.5097	1.3879	1.8089	0.5607	1.4418	1.5649	1.6400
59 NYK	0.7585	0.0856	0.1228	0.8616	0.0146	1.2769	1.6995	1.5372	0.6776	0.7561	3.6919	3.9568	4.0816
60 ALA	0.1421	0.1802	0.1897	0.1962	0.0321	0.2046	0.3722	0.1625	0.2023	0.0787	0.1838	0.1262	0.1423
61 WI	6.4020	5.7115	1.3820	1.4025	0.5382	2.4184	3.0176	2.2725	1.4036	1.2614	1.8121	2.3086	1.5448
62 IA	2.4793	1.1032	0.3555	0.3685	0.0933	1.0461	0.9446	0.9124	0.4843	0.3070	0.9771	0.6222	0.4288
63 MIN	3.3983	0.8273	0.1742	0.2099	0.0604	1.5563	2.2743	1.2610	0.2998	0.2392	1.1970	0.6653	0.3192
64 VA	0.2106	0.0923	0.0603	0.2516	0.0158	0.0890	0.1733	0.5598	0.3230	0.1387	0.4085	0.5012	0.4309
65 NC	0.1735	0.0947	0.0998	0.2858	0.0165	0.2388	0.2033	0.4104	0.4209	0.1972	0.4038	0.3110	0.2601
66 NH	0.0963	0.0279	0.0047	0.0701	0.0078	0.1895	0.1322	0.1690	0.1267	0.0312	0.4020	0.3338	0.4343
67 GA	0.0596	0.1211	0.1366	0.1850	0.0173	0.1617	0.2613	0.1852	0.1599	0.1125	0.1868	0.1381	0.1149
68 SC	0.0590	0.0410	0.0534	0.0790	0.0068	0.0350	0.0168	0.0572	0.0846	0.0364	0.0767	0.0833	0.0395
69 MD	0.2210	0.0264	0.0380	0.1965	0.0019	0.0721	0.1128	0.3350	0.3187	0.1809	0.5672	0.5136	0.4499
70 DE	0.0531	0.0034	0.0091	0.0468	0.0003	0.0278	0.0346	0.1021	0.0838	0.0484	0.1233	0.1287	0.1254
71 NJ	0.2725	0.0126	0.0302	0.1781	0.0019	0.2519	0.1453	0.3531	0.3228	0.1589	0.7633	0.7622	0.7832
72 DC	0.0415	0.0065	0.0071	0.0343	0.0010	0.0155	0.0244	0.0607	0.0428	0.0249	0.0781	0.0861	0.0683
73 AR	0.0622	0.0518	0.0307	0.0291	0.0052	0.0279	0.0253	0.0337	0.0248	0.0238	0.0437	0.0488	0.0358
74 LA	0.0878	0.0471	0.0276	0.0191	0.0036	0.0449	0.0915	0.0124	0.0058	0.0085	0.0310	0.0201	0.0114
75 MS	0.0588	0.0653	0.0378	0.0339	0.0080	0.0517	0.0621	0.0219	0.0346	0.0172	0.0315	0.0193	0.0249
76 MA	0.2378	0.0250	0.0273	0.1396	0.0037	0.3079	0.5369	0.6389	0.0611	0.0982	1.2827	1.0395	1.4828
77 CT	0.1190	0.0085	0.0111	0.0729	0.0018	0.1283	0.1059	0.1650	0.0482	0.0501	0.4080	0.4122	0.4442
78 RI	0.0159	0.0017	0.0018	0.0093	0.0003	0.0206	0.0360	0.0428	0.0041	0.0066	0.0859	0.0696	0.0993
79 ME	0.0786	0.0279	0.0010	0.0149	0.0030	0.0940	0.2246	0.2447	0.0631	0.0247	0.2949	0.2817	0.2099
80 VT	0.0228	0.0070	0.0013	0.0195	0.0026	0.0445	0.0390	0.0487	0.0303	0.0095	0.0909	0.0857	0.1192

056/84-Mar-21
Ministère des Communications

TABLEAU 6.7 (suite)

MATRICE DES CONTRIBUTIONS SOURCE-RECEPTEUR 1980
DEPOT DE SO2 SEC (POUR CENT)
PENDANT LES PERIODES HUMIDES

	14 GP	15 MTL	16 NB	17 NE	18 ANT	19 TN	20 WNY	21 ENY	22 SNA	23 NNA	24 NDA	25 LAB
1 ABI	0.1151	0.1776	0.0757	0.0285	0.1562	0.0214	0.0066	0.0136	0.0182	0.0917	0.0236	0.2572
2 CQB	0.0303	0.0032	0.0046	0.0024	0.0385	0.0048	0.0003	0.0003	0.0001	0.0018	0.0003	0.0994
3 NQB	0.0040	0.0005	0.0003	0.0002	0.0119	0.0021	0.0001	0.0001	0.0000	0.0001	0.0001	0.2873
10 NMN	0.1797	0.0271	0.0383	0.0243	0.1578	0.0400	0.0112	0.0046	0.0051	0.0242	0.0065	1.9114
11 SMN	0.0148	0.0035	0.0028	0.0022	0.0327	0.0037	0.0015	0.0006	0.0006	0.0029	0.0011	0.0588
12 NWO	0.0293	0.0092	0.0152	0.0063	0.0617	0.0072	0.0039	0.0009	0.0010	0.0071	0.0066	0.1260
13 NEO	0.7015	0.3711	0.4081	0.1607	1.3479	0.1830	0.1414	0.0611	0.0609	0.2791	0.7261	2.3576
14 SUD	3.9174	5.3125	3.4577	1.2566	6.6775	1.0074	2.3805	0.8890	0.8132	3.1635	2.2180	9.2981
15 SWO	1.7621	3.4099	2.4361	1.4018	2.7681	1.1270	24.8467	2.4558	1.5449	3.2091	0.1442	3.7679
16 SEO	0.4515	3.2720	0.5851	0.2371	0.7835	0.1971	0.0520	0.7798	0.4894	1.0741	0.0076	0.8093
17 SLV	7.9572	58.9575	13.2826	3.6708	12.0890	2.2836	0.1651	0.2675	1.4660	29.6711	0.0849	12.1498
18 NDA	4.5787	4.9357	2.9944	1.2380	7.4133	1.0133	1.5947	0.2960	0.4004	3.1836	94.4843	10.7779
19 GBY	56.1700	0.0493	2.3371	0.9297	19.8028	1.5701	0.0	0.0025	0.0152	0.2997	0.0025	7.6458
20 NBK	1.3706	0.1050	41.6019	16.9869	7.7364	3.6028	0.0068	0.0272	0.1151	1.0841	0.0078	4.4340
21 NSP	0.8446	0.0250	0.6169	44.8059	3.9494	7.5175	0.0051	0.0061	0.0233	0.1452	0.0	4.2088
22 NFL	0.2247	0.0026	0.1432	0.2052	1.6058	69.2719	0.0	0.0003	0.0013	0.0177	0.0002	3.0264
50 OHO	2.0938	4.1742	2.9713	3.0463	3.8619	1.4981	20.8524	3.4336	3.2937	3.7974	0.3482	4.2924
51 ILL	1.2910	1.4488	1.2558	0.7504	2.5552	0.4359	3.8749	0.5784	0.5718	1.3371	0.4004	2.5219
52 PEN	3.0699	4.5276	3.6065	4.2302	4.4751	1.3559	23.9747	7.5289	5.7230	4.5893	0.1624	6.6454
53 IND	1.1157	1.5329	1.1500	0.8211	1.7989	0.5751	4.7003	0.8266	0.8915	1.3741	0.1651	1.8709
54 KEN	0.4397	0.4959	0.4741	0.5577	0.7895	0.2253	1.5466	0.3221	0.4232	0.5601	0.0586	1.0122
55 MCH	1.5997	2.8831	2.1553	1.0762	3.4574	0.8069	6.7734	1.0886	0.9450	2.4978	0.4776	3.3186
56 TEN	0.1841	0.3033	0.2755	0.3454	0.2702	0.2107	0.7203	0.1879	0.2008	0.3063	0.0547	0.5853
57 MSU	0.5105	0.5069	0.4586	0.2917	0.9020	0.0957	0.9903	0.1664	0.1905	0.4229	0.1288	1.0287
58 WVR	0.6839	1.1272	0.8024	0.9357	0.7488	0.3068	2.6430	0.8312	0.8826	1.0404	0.0303	1.2272
59 NYK	3.9067	2.9441	5.8142	5.4382	4.8961	2.2696	1.4412	77.5147	29.0937	9.4477	0.0093	5.1823
60 ALA	0.0983	0.1056	0.1602	0.1128	0.0950	0.0375	0.2823	0.0781	0.0754	0.1733	0.0138	0.1981
61 WI	0.7448	0.4722	0.3190	0.2146	1.3169	0.1043	0.8549	0.1697	0.1645	0.4040	0.2473	1.5389
62 IA	0.2154	0.1642	0.1399	0.0685	0.3989	0.0547	0.2956	0.0597	0.0474	0.1414	0.0533	0.6789
63 MIN	0.1732	0.0882	0.0910	0.0379	0.2140	0.0510	0.0767	0.0205	0.0172	0.0791	0.0331	0.6025
64 VA	0.2838	0.2406	0.3421	0.4047	0.3082	0.1937	0.2751	0.1953	0.2914	0.4476	0.0065	0.5388
65 NC	0.1517	0.1923	0.2525	0.3331	0.2862	0.2373	0.3388	0.1248	0.1841	0.2627	0.0115	0.4208
66 NH	0.5387	0.1570	1.5841	0.8385	0.9944	0.3941	0.0258	0.0460	4.0977	2.7795	0.0006	0.7570
67 GA	0.0907	0.0792	0.1112	0.1636	0.1113	0.0878	0.2072	0.0608	0.0904	0.1079	0.0257	0.2469
68 SC	0.0431	0.0423	0.0449	0.0724	0.0729	0.0734	0.0679	0.0267	0.0348	0.0463	0.0054	0.0968
69 MD	0.4844	0.3653	0.4979	0.5196	0.5402	0.2092	0.2416	0.4104	0.6241	0.6242	0.0245	0.6078
70 DE	0.1251	0.0831	0.1476	0.1737	0.2276	0.0857	0.0528	0.0675	0.1618	0.1848	0.0033	0.1669
71 NJ	0.8420	0.5673	1.0282	1.2428	1.3560	0.4813	0.2043	0.5953	2.5648	1.2049	0.0037	0.9198
72 DC	0.0623	0.0506	0.0693	0.0728	0.0647	0.0258	0.0435	0.0464	0.0792	0.0813	0.0036	0.0877
73 AR	0.0207	0.0148	0.0151	0.0083	0.0116	0.0105	0.0375	0.0085	0.0092	0.0151	0.0034	0.0200
74 LA	0.0107	0.0076	0.0103	0.0092	0.0185	0.0024	0.0208	0.0075	0.0088	0.0093	0.0004	0.0163
75 MS	0.0158	0.0257	0.0310	0.0299	0.0403	0.0150	0.0749	0.0176	0.0160	0.0340	0.0033	0.0251
76 MA	1.4803	0.3630	2.8582	4.0341	2.8849	1.1820	0.0769	0.3090	36.2146	2.6204	0.0065	2.0244
77 CT	0.4967	0.1998	0.6899	0.8804	0.7162	0.2907	0.0656	0.1617	4.8830	0.8826	0.0041	0.6265
78 RI	0.0992	0.0243	0.1915	0.2702	0.1932	0.0792	0.0052	0.0207	2.4259	0.1755	0.0004	0.1356
79 ME	0.6824	0.0668	4.2464	1.9587	1.6180	0.6928	0.0103	0.0172	0.1246	21.6015	0.0008	1.2543
80 VT	0.0946	0.0844	0.2066	0.1047	0.1435	0.0593	0.0105	0.2734	0.7149	0.4964	0.0002	0.1364

066/84-Mai-21
Ministère des Communications

TABLEAU 6.8

MATRICE DES CONTRIBUTIONS SOURCE-RECEPTEUR 1980
DEPOT DE SO4 SEC (POUR CENT)
PENDANT LES PERIODES SECHES

	1 NEO	2 CEO	3 SWO	4 SEO	5 SUD	6 SBJ	7 PBL	8 NQB	9 OTT	10 ABI	11 NIT	12 CHI	13 LSJ
1 ABI	0.0927	0.0571	0.0072	0.0174	0.0145	0.0984	0.0679	0.1178	0.0555	0.2817	0.1252	0.1365	0.1558
2 CQB	0.0044	0.0011	0.0003	0.0007	0.0005	0.0142	0.0193	0.0283	0.0013	0.0032	0.0784	0.0289	0.0086
3 NQB	0.0022	0.0002	0.0001	0.0003	0.0000	0.0050	0.0134	0.1257	0.0006	0.0012	0.0153	0.0057	0.0021
10 NMN	4.3704	0.7885	0.0903	0.1205	0.0780	1.6105	7.6577	8.8522	0.1309	0.4969	3.3374	0.7311	0.3373
11 SMN	0.5952	0.1072	0.0144	0.0155	0.0100	0.4301	0.4436	0.2881	0.0192	0.0960	0.2318	0.2076	0.0523
12 NWO	0.6920	0.2157	0.0262	0.0229	0.0211	0.4585	0.4859	0.2677	0.0201	0.1547	0.2739	0.2651	0.1542
13 NEO	6.6504	8.7290	0.6438	0.9994	1.1789	4.3852	3.9274	2.9431	0.9589	2.8144	3.0614	3.1200	2.3099
14 SUD	6.3096	8.6585	4.9625	11.5172	53.2625	8.2578	6.2752	7.5496	14.8833	11.9302	8.1973	8.6798	8.8964
15 SWO	1.4812	1.1265	12.9591	7.6892	0.7184	3.0790	2.1971	3.7457	5.5552	4.1660	3.4494	4.9867	4.9474
16 SEO	0.1763	0.0882	0.0578	0.1141	0.1073	0.2212	0.2239	0.3090	0.1814	0.1842	0.4842	0.4562	0.4796
17 SLV	1.4074	1.1578	0.1561	0.5361	0.7217	2.4272	1.9756	3.9572	1.5152	1.9145	3.9812	3.6034	5.0204
18 NDA	4.3550	4.2495	0.8932	2.8147	2.1232	7.2704	6.8809	7.6440	3.9127	12.7448	7.4426	7.7475	8.4864
19 GBY	0.2318	0.0729	0.0027	0.0111	0.0077	0.4564	0.7037	1.2632	0.0427	0.0882	0.8659	0.7245	0.6155
20 NBK	0.2661	0.2124	0.0199	0.0772	0.1298	0.1870	0.2757	1.0239	0.3186	0.1276	0.8334	0.7285	0.5091
21 NSP	0.0867	0.0252	0.0113	0.0308	0.0410	0.0376	0.3083	0.8898	0.0734	0.0276	0.6503	0.4136	0.2505
22 NFL	0.0752	0.0133	0.0006	0.0	0.0	0.0743	0.2114	0.3422	0.0	0.0139	0.1826	0.1724	0.0622
50 OHO	8.8097	4.2196	13.0706	13.4311	2.3948	8.0465	10.9000	11.3601	10.7619	7.6309	12.1948	9.6515	10.8400
51 ILL	11.6294	16.0399	11.8710	10.0536	8.1999	11.4789	11.1361	6.4040	10.3590	9.6741	6.0181	6.0826	6.7044
52 PEN	3.9517	2.5301	2.8260	7.6676	2.5344	6.5121	4.1369	9.5587	5.8555	5.4157	8.0254	10.1722	9.6142
53 IND	6.1413	9.4720	12.1493	9.5505	6.1766	8.2369	7.3142	4.1230	8.5351	7.8487	4.5158	4.9851	5.6765
54 KEN	2.1860	1.9840	4.7729	3.3282	1.8191	3.3819	3.4362	2.5369	3.9756	3.3214	2.5079	2.0520	2.0880
55 MCH	5.9128	7.4220	14.7182	11.7241	5.0428	6.4639	6.3665	7.1856	11.2395	7.2894	6.8949	6.2598	6.4416
56 TEN	1.1535	2.3230	3.2315	2.0909	1.6747	1.4718	1.9198	1.1364	2.7625	2.0638	1.6246	1.3350	1.1981
57 MSU	7.2088	8.6720	4.4296	2.8408	2.7223	4.9901	3.2346	1.8086	3.2049	4.4076	3.5768	3.4596	2.7804
58 WVR	0.8372	0.7413	1.6292	2.5234	0.4480	2.8670	1.8640	2.5469	2.3314	1.9950	3.0224	3.1828	2.9937
59 NYK	1.2409	0.5050	0.4865	1.2837	0.3174	2.2731	2.3334	1.9375	1.0737	1.6189	4.1316	4.8944	4.5705
60 ALA	0.5463	0.8147	1.0558	0.7551	0.6133	0.5404	0.7277	0.3246	0.5778	0.5491	0.4266	0.3076	0.3965
61 WI	9.0006	9.3892	3.9333	4.1855	5.0084	4.4628	5.4031	4.0936	4.6512	4.9554	3.1279	4.2909	4.1585
62 IA	5.2231	3.9433	1.5960	1.4122	1.8350	3.0884	2.1256	1.3014	1.8041	1.9584	1.8210	1.8006	1.6347
63 MIN	5.4731	3.2798	0.8790	0.9215	1.1247	3.6853	3.7954	1.7226	1.0640	1.7115	2.1417	2.0998	1.2740
64 VA	0.3612	0.3238	0.2873	0.4917	0.1903	0.2459	0.3588	0.7569	0.4753	0.4209	0.8048	0.8074	0.7284
65 NC	0.5469	0.4056	0.6695	0.8174	0.2080	0.5315	0.3211	0.4961	0.7283	0.6669	0.6788	0.5071	0.4635
66 NH	0.1419	0.0883	0.0233	0.0953	0.0968	0.2295	0.1439	0.1782	0.1463	0.0894	0.4317	0.3813	0.3262
67 GA	0.2140	0.5601	0.8765	0.6776	0.2301	0.3199	0.2669	0.4248	0.5554	0.6141	0.4078	0.3709	0.2959
68 SC	0.1746	0.2012	0.3771	0.2724	0.1056	0.0610	0.0506	0.0773	0.1451	0.1496	0.1107	0.1081	0.0644
69 MD	0.4602	0.1345	0.1719	0.4464	0.0587	0.2659	0.2923	0.5046	0.5929	0.6883	0.6314	0.8560	0.8355
70 DE	0.1195	0.0205	0.0359	0.1159	0.0118	0.0789	0.0886	0.1058	0.1524	0.1661	0.1393	0.1885	0.2152
71 NJ	0.4569	0.1109	0.1439	0.3957	0.0698	0.3453	0.2596	0.4226	0.5103	0.6706	0.8022	1.0272	1.1825
72 DC	0.0668	0.0312	0.0308	0.0716	0.0212	0.0539	0.0512	0.0851	0.0745	0.0919	0.1032	0.1336	0.1244
73 AR	0.2328	0.3355	0.1990	0.1302	0.1082	0.0825	0.0588	0.0766	0.0841	0.1678	0.1186	0.1786	0.1329
74 LA	0.2073	0.2663	0.2083	0.0997	0.1407	0.1754	0.2169	0.0155	0.0424	0.0945	0.0712	0.0860	0.0573
75 MS	0.1725	0.3315	0.2534	0.1595	0.1692	0.1724	0.1556	0.0415	0.1540	0.1524	0.0900	0.0549	0.1075
76 MA	0.4062	0.1442	0.1496	0.2748	0.1091	0.5189	0.8767	0.7729	0.2040	0.3029	1.3428	1.6333	1.8047
77 CT	0.1505	0.0544	0.0550	0.1277	0.0459	0.1847	0.2029	0.2019	0.1109	0.1396	0.4560	0.5401	0.5672
78 RI	0.0272	0.0097	0.0100	0.0184	0.0073	0.0348	0.0587	0.0518	0.0137	0.0203	0.0899	0.1094	0.1209
79 ME	0.1215	0.1234	0.0096	0.0491	0.0811	0.1365	0.2009	0.3572	0.1121	0.0529	0.3868	0.3551	0.2277
80 VT	0.0295	0.0201	0.0053	0.0225	0.0211	0.0517	0.0367	0.0447	0.0337	0.0271	0.0954	0.0815	0.0874

C66/84-Mai-21
Ministère des Communications

TABLEAU 6.8 (suite)

MATRICE DES CONTRIBUTIONS SOURCE-RECEPTEUR 1980
DEPOT DE SO4 SEC (POUR CENT)
PENDANT LES PERIODES SECHES

	14 GP	15 MTL	16 NB	17 NE	18 ANT	19 TN	20 WNY	21 ENY	22 SNA	23 NNA	24 NDA	25 LAB
1 ABI	0.0828	0.0692	0.0562	0.0265	0.0886	0.0413	0.0076	0.0193	0.0203	0.0416	0.0587	0.1228
2 CQB	0.0116	0.0023	0.0020	0.0011	0.0114	0.0039	0.0003	0.0007	0.0002	0.0009	0.0015	0.0216
3 NQB	0.0017	0.0007	0.0002	0.0001	0.0023	0.0009	0.0001	0.0002	0.0000	0.0001	0.0008	0.0268
10 NMN	0.4884	0.1485	0.0867	0.0613	0.2314	0.1335	0.0364	0.0406	0.0378	0.0741	0.1695	2.0424
11 SMN	0.0568	0.0190	0.0131	0.0081	0.0607	0.0219	0.0041	0.0041	0.0033	0.0125	0.0282	0.0753
12 NWO	0.0993	0.0294	0.0393	0.0157	0.0981	0.0233	0.0083	0.0062	0.0047	0.0219	0.0720	0.1522
13 NEO	1.6126	0.8486	1.0024	0.4555	1.8438	0.6659	0.2008	0.2195	0.1916	0.6635	3.2965	2.2552
14 SUD	7.0405	6.2928	5.9578	2.9989	6.9705	3.7072	1.9980	2.0631	1.7573	4.9960	7.3997	8.1184
15 SWO	3.8665	5.9735	5.8149	4.8005	4.6556	5.5232	8.8483	5.2711	4.2769	6.4438	0.9569	4.6236
16 SEO	0.5859	0.7216	0.6578	0.4472	0.7103	0.6573	0.0627	0.4212	0.3407	0.6878	0.0441	0.7155
17 SLV	7.5559	10.1998	7.3951	3.9282	8.7346	5.9430	0.2054	0.5211	1.1630	7.1691	0.6356	8.7617
18 NDA	4.2325	3.3530	3.1334	1.4859	4.7292	2.1625	1.1645	0.5174	0.5344	2.3431	54.1100	6.5799
19 GBY	6.3461	0.1093	0.8254	0.4707	4.4102	1.8313	0.0	0.0178	0.0504	0.3086	0.0534	2.6902
20 NBK	1.5346	0.2213	4.7949	3.5482	3.8191	4.5098	0.0300	0.0989	0.2280	0.4443	0.1239	2.6198
21 NSP	1.0016	0.0545	0.4809	4.6893	1.9227	6.0536	0.0126	0.0360	0.0726	0.1887	0.0	1.9251
22 NFL	0.1867	0.0134	0.1030	0.1123	0.4894	7.0210	0.0	0.0011	0.0055	0.0349	0.0086	0.8713
50 OHO	7.6245	13.3943	9.1610	12.0876	5.7262	10.2058	22.3694	15.9922	15.2563	12.7570	3.7113	6.5762
51 ILL	5.6637	7.6622	5.7803	4.0347	7.2508	2.5869	10.4264	5.3721	4.9573	6.1966	4.3770	4.9285
52 PEN	9.2421	9.0997	9.3203	12.7787	7.9925	7.8819	10.4783	14.1300	14.0484	9.2878	3.1282	9.0590
53 IND	3.3031	7.6661	4.1251	3.9594	4.1457	4.0448	10.8571	6.5497	6.3951	6.2773	3.6526	3.3140
54 KEN	1.8064	2.4063	1.9892	2.3633	1.0669	1.4381	4.5317	2.9111	3.3149	2.1045	1.0693	1.5248
55 MCH	5.2820	9.0791	7.5782	4.8036	7.0747	5.1045	8.8227	6.1128	5.3198	8.2915	3.0446	5.8881
56 TEN	0.9062	1.4914	0.9544	1.7070	0.6451	1.3194	2.7823	1.4770	1.5016	1.0769	0.6889	0.9043
57 MSU	2.3029	2.5426	2.1810	1.6260	2.6064	0.6016	3.6195	1.9521	1.7742	2.0484	4.3458	2.3342
58 WVR	2.1618	3.5019	2.7716	3.6820	1.4241	2.2008	3.3242	3.7066	3.6600	3.1291	0.8088	1.7960
59 NYK	8.2541	3.7622	8.6413	9.9029	6.7194	9.8371	1.0760	23.5292	13.5914	8.3626	0.2083	5.8116
60 ALA	0.4455	0.6010	0.6125	0.5301	0.2590	0.2157	0.9753	0.5780	0.5206	0.6530	0.4088	0.4611
61 WI	2.8768	2.9474	1.7084	1.3027	2.8778	0.6052	2.6709	1.8958	1.5859	2.2062	3.4344	2.8012
62 IA	1.1553	1.1240	0.6902	0.3869	1.0002	0.3356	1.1660	0.7219	0.4990	0.7688	1.3615	1.4139
63 MIN	0.8938	0.6556	0.4694	0.2518	0.4863	0.2940	0.3614	0.2673	0.1929	0.4961	0.9921	1.1157
64 VA	0.7302	0.7062	0.9964	1.4946	0.7161	0.8327	0.4468	0.6956	1.0651	1.0289	0.1403	0.9046
65 NC	0.6216	0.6643	0.8576	1.2610	0.8876	0.9048	0.9424	0.7956	0.8100	0.8118	0.2179	0.9245
66 NH	0.9221	0.1767	1.0164	0.8985	0.8627	1.2012	0.0372	0.0721	1.0139	0.8264	0.0157	0.7605
67 GA	0.3797	0.3703	0.3273	0.7032	0.2664	0.4570	0.6455	0.5523	0.6473	0.3987	0.5956	0.4928
68 SC	0.1582	0.1996	0.1358	0.2543	0.1547	0.4185	0.2301	0.2252	0.2004	0.1889	0.1362	0.2245
69 MD	1.4750	1.0525	1.1033	1.4537	0.8426	0.9910	0.3517	0.9487	1.1462	1.1474	0.1826	0.9209
70 DE	0.3667	0.2377	0.3263	0.4534	0.3256	0.3615	0.0806	0.1808	0.3048	0.3464	0.0356	0.2729
71 NJ	1.9461	1.0025	1.8291	2.5069	2.0508	2.1085	0.3045	0.7741	2.4211	1.5870	0.0887	1.2999
72 DC	0.2012	0.1520	0.1623	0.2134	0.1202	0.1090	0.0578	0.1366	0.1601	0.1685	0.0452	0.1319
73 AR	0.1052	0.0906	0.0581	0.0414	0.0301	0.0812	0.1699	0.1073	0.0863	0.0743	0.0941	0.0480
74 LA	0.0769	0.0596	0.0594	0.0553	0.0653	0.0094	0.0988	0.0807	0.0857	0.0567	0.0273	0.0452
75 MS	0.0820	0.1625	0.1547	0.1566	0.0698	0.0819	0.2501	0.1653	0.1224	0.1744	0.1237	0.0379
76 MA	3.7607	0.6071	3.6846	4.9955	3.0684	4.1792	0.1975	0.4436	8.2851	2.1901	0.0701	2.3371
77 CT	1.0678	0.3164	0.9858	1.3474	0.8867	1.2125	0.0946	0.1977	1.4171	0.8221	0.0105	0.6917
78 RI	0.2519	0.0407	0.2468	0.3346	0.2055	0.2799	0.0132	0.0297	0.5550	0.1467	0.0047	0.1566
79 ME	1.0699	0.1112	1.5369	1.2113	1.2454	1.5848	0.0288	0.0552	0.1379	2.7362	0.0169	1.0729
80 VT	0.1635	0.0603	0.1730	0.1528	0.1495	0.2160	0.0110	0.1060	0.2380	0.2096	0.0042	0.1484

086/84-Mai-21

Ministère des Communications

TABLEAU 6.9

MATRICE DES CONTRIBUTIONS SOURCE-RECEPTEUR 1980
DEPOT DE SO4 SEC (POUR CENT)
PENDANT LES PERIODES HUMIDES

	1 NEO	2 CEO	3 SWO	4 SEO	5 SUD	6 SBJ	7 PBL	8 NQB	9 OTT	10 ABI	11 NIT	12 CHI	13 LSJ
1 ABI	0.1370	0.0649	0.0068	0.0286	0.0056	0.1916	0.1195	0.1612	0.1318	1.1025	0.1870	0.2464	0.3778
2 CQB	0.0087	0.0018	0.0003	0.0014	0.0003	0.0339	0.0563	0.0619	0.0027	0.0051	0.4472	0.0934	0.0204
3 NQB	0.0033	0.0003	0.0001	0.0004	0.0000	0.0078	0.0220	0.5764	0.0010	0.0014	0.0360	0.0114	0.0037
10 NMN	4.9572	0.7670	0.0753	0.1311	0.0247	1.7584	8.7700	9.8309	0.1493	0.3947	3.6322	0.8610	0.3586
11 SMN	0.5771	0.0941	0.0130	0.0175	0.0031	0.3989	0.4560	0.3007	0.0207	0.0674	0.2248	0.1999	0.0509
12 NWO	0.8234	0.2172	0.0221	0.0236	0.0063	0.4647	0.5528	0.2992	0.0229	0.1192	0.2877	0.2523	0.1527
13 NEO	10.4950	23.9931	0.6055	1.1701	0.4781	4.9778	4.3792	3.3915	1.0568	2.5233	3.4086	3.4219	2.4226
14 SUD	8.8649	13.7078	6.2288	22.4167	88.3315	10.5788	8.1228	9.2421	22.5056	12.6608	9.9119	10.2799	10.3600
15 SWO	2.4258	1.2207	33.6664	10.3117	0.2680	3.2906	2.7777	4.0633	6.2678	3.3681	4.1813	5.2986	4.9287
16 SEO	0.1990	0.0720	0.0474	0.1492	0.0282	0.2732	0.2906	0.3151	0.2459	0.1374	0.4886	0.5341	0.5573
17 SLV	1.4222	0.9211	0.1239	0.5499	0.1794	2.6666	2.4991	3.9977	1.6269	1.6034	4.3109	4.2538	7.2568
18 NDA	7.9695	6.5389	0.9277	4.8903	0.9474	14.4376	10.5424	10.2898	8.4115	37.9721	10.7114	13.1570	14.8712
19 GBY	0.2703	0.0663	0.0021	0.0141	0.0022	0.5228	0.8612	1.4249	0.0604	0.0804	1.0696	0.9858	0.7920
20 NBK	0.2964	0.1920	0.0154	0.0777	0.0370	0.2087	0.3233	1.1320	0.3430	0.1041	0.9101	0.8247	0.6255
21 NSP	0.0946	0.0226	0.0088	0.0315	0.0118	0.0423	0.3524	0.9678	0.0799	0.0222	0.7253	0.4663	0.3159
22 NFL	0.0828	0.0118	0.0005	0.0	0.0	0.0805	0.2403	0.3846	0.0	0.0110	0.2119	0.2126	0.0749
50 OHO	7.9455	3.1464	9.4443	11.1404	0.6054	7.1172	9.9016	10.2109	9.5264	5.0468	11.0663	8.6470	9.2015
51 ILL	9.3195	10.9719	7.3174	7.3376	1.8755	9.4974	9.4440	5.5392	8.2231	5.8069	5.2179	5.3401	5.5534
52 PEN	3.3950	1.7854	1.9908	7.0556	0.5798	5.6635	3.7047	8.6180	5.1553	3.4619	7.3734	8.8255	8.2954
53 IND	5.4205	6.4592	7.3795	6.9450	1.3490	7.0937	6.5532	3.7163	6.6652	4.7677	4.1052	4.3593	4.7674
54 KEN	1.9209	1.4356	2.7762	2.4819	0.3858	2.9019	3.0736	2.2426	3.1289	2.0123	2.2669	1.8185	1.7243
55 MCH	4.9965	6.2529	17.1467	9.5619	1.5391	5.7514	5.8102	6.3937	8.9407	4.5626	6.2804	5.6181	5.3108
56 TEN	0.9987	1.4358	1.8421	1.5949	0.3338	1.2726	1.7275	1.0107	2.2167	1.2335	1.4516	1.1767	1.0356
57 MSU	5.9214	5.5100	2.5029	2.1320	0.5894	4.0127	2.6724	1.4775	2.6684	2.5961	3.0588	2.9135	2.2788
58 WVR	0.7093	0.5425	1.0310	2.1599	0.1080	2.4725	1.6943	2.3010	2.1274	1.2935	2.7151	2.7581	2.5754
59 NYK	1.0546	0.3434	0.3051	1.0769	0.0694	1.9193	2.0613	1.7186	0.8592	1.0279	3.5071	4.1572	3.9850
60 ALA	0.4735	0.5777	0.6446	0.5972	0.1404	0.4672	0.6645	0.2917	0.4919	0.3447	0.3784	0.2729	0.3425
61 WI	7.5019	6.8275	2.3520	3.0027	1.1241	3.7471	4.3886	3.3571	3.3969	2.8648	2.7062	3.5766	3.1943
62 IA	4.0743	2.5348	0.9133	1.0385	0.3718	2.3778	1.7266	1.0657	1.3814	1.1088	1.4903	1.4479	1.2760
63 MIN	4.3654	2.0956	0.5107	0.6801	0.2272	2.8217	3.0072	1.5319	0.8203	0.9459	1.7809	1.6640	1.0080
64 VA	0.3058	0.2272	0.1805	0.4110	0.0439	0.2013	0.3136	0.6847	0.4276	0.2752	0.7287	0.7239	0.6457
65 NC	0.4519	0.2823	0.3821	0.6205	0.0479	0.4451	0.2867	0.4563	0.6378	0.4295	0.6048	0.4472	0.4042
66 NH	0.1216	0.0624	0.0144	0.0835	0.0221	0.1975	0.1279	0.1550	0.1312	0.0541	0.3590	0.3207	0.3128
67 GA	0.1808	0.3884	0.5258	0.5386	0.0530	0.2783	0.2505	0.3836	0.4670	0.3839	0.3679	0.3244	0.2545
68 SC	0.1460	0.1391	0.2154	0.2093	0.0240	0.0527	0.0429	0.0710	0.1242	0.0931	0.0998	0.0967	0.0556
69 MD	0.3849	0.0921	0.1075	0.3544	0.0126	0.2153	0.2500	0.4532	0.4835	0.4102	0.5814	0.7447	0.7151
70 DE	0.0995	0.0139	0.0226	0.0914	0.0025	0.0645	0.0755	0.0959	0.1249	0.0992	0.1277	0.1626	0.1840
71 NJ	0.3875	0.0744	0.0885	0.3120	0.0149	0.2967	0.2242	0.3786	0.4138	0.3740	0.6760	0.8754	0.9876
72 DC	0.0568	0.0215	0.0192	0.0579	0.0047	0.0443	0.0444	0.0765	0.0618	0.0559	0.0939	0.1171	0.1066
73 AR	0.1822	0.2220	0.1172	0.0972	0.0241	0.0700	0.0503	0.0676	0.0718	0.1036	0.1052	0.1552	0.1128
74 LA	0.1814	0.1889	0.1295	0.0793	0.0316	0.1506	0.1969	0.0142	0.0353	0.0591	0.0623	0.0740	0.0473
75 MS	0.1507	0.2368	0.1580	0.1270	0.0392	0.1478	0.1410	0.0362	0.1291	0.0957	0.0772	0.0463	0.0914
76 MA	0.3439	0.0981	0.0909	0.2216	0.0235	0.4371	0.7604	0.6675	0.1454	0.1749	1.1282	1.3297	1.5076
77 CT	0.1311	0.0369	0.0337	0.1043	0.0099	0.1579	0.1747	0.1785	0.0836	0.0813	0.3865	0.4531	0.4728
78 RI	0.0230	0.0066	0.0061	0.0148	0.0016	0.0293	0.0509	0.0447	0.0097	0.0117	0.0756	0.0891	0.1010
79 ME	0.1037	0.0851	0.0057	0.0383	0.0175	0.1169	0.1818	0.2835	0.0951	0.0358	0.3043	0.2949	0.2008
80 VT	0.0258	0.0144	0.0033	0.0203	0.0052	0.0450	0.0336	0.0390	0.0302	0.0163	0.0790	0.0710	0.0831

056/86-Mai-21
Ministère des Communications

TABLEAU 6.9 (suite)

MATRICE DES CONTRIBUTIONS SOURCE-RECEPTEUR 1980
DEPOT DE SO4 SEC (POUR CENT)
PENDANT LES PERIODES HUMIDES

	14 GP	15 MTL	16 NB	17 NE	18 ANT	19 TN	20 WNY	21 ENY	22 SNA	23 NNA	24 NDA	25 LAB
1 ABI	0.1044	0.1192	0.0773	0.0388	0.1151	0.0437	0.0096	0.0174	0.0230	0.0678	0.0247	0.1599
2 CQB	0.0237	0.0037	0.0043	0.0026	0.0240	0.0072	0.0006	0.0008	0.0002	0.0019	0.0007	0.0446
3 NQB	0.0039	0.0009	0.0004	0.0003	0.0066	0.0024	0.0002	0.0002	0.0000	0.0002	0.0003	0.0768
10 NMN	0.5096	0.1241	0.1083	0.0773	0.2698	0.1488	0.0421	0.0261	0.0289	0.0831	0.0379	2.3693
11 SMN	0.0492	0.0157	0.0121	0.0083	0.0647	0.0188	0.0051	0.0029	0.0029	0.0118	0.0059	0.0864
12 NWO	0.0835	0.0259	0.0409	0.0183	0.1051	0.0243	0.0103	0.0040	0.0039	0.0217	0.0167	0.1590
13 NEO	1.3998	0.7638	0.9613	0.4643	1.8920	0.5931	0.2438	0.1559	0.1698	0.6631	0.9963	2.4453
14 SUD	6.6151	6.0735	5.8872	2.9667	8.0034	3.2157	2.4449	1.4313	1.5390	4.9476	2.5530	9.3717
15 SWO	3.2790	4.3618	4.5999	3.7210	4.4216	3.9374	16.0144	3.0594	2.6808	5.0158	0.2557	4.6838
16 SEO	0.5419	1.9400	0.6013	0.3923	0.7766	0.5093	0.0724	0.5887	0.3743	0.7531	0.0118	0.7266
17 SLV	7.3427	34.2454	8.5587	3.9938	9.6034	5.0465	0.2763	0.3846	1.2141	14.5597	0.1510	9.0034
18 NDA	4.9576	4.4945	3.9195	1.9866	6.2611	2.2650	1.6924	0.4482	0.5980	3.3688	89.5615	8.3377
19 GBY	23.4732	0.1012	1.2506	0.6627	6.5243	1.9116	0.0	0.0126	0.0442	0.3410	0.0129	3.3195
20 NBK	1.5887	0.2155	17.3059	7.4303	4.7704	4.4475	0.0318	0.0665	0.2050	0.6628	0.0305	3.1638
21 NSP	1.0503	0.0495	0.5784	18.2273	2.4125	6.4191	0.0138	0.0232	0.0640	0.2179	0.0	2.4001
22 NFL	0.2208	0.0120	0.1316	0.1495	0.6953	29.4929	0.0	0.0007	0.0045	0.0388	0.0020	1.1235
50 OHO	5.8368	8.9155	7.3161	9.2226	5.3103	6.8134	20.3185	7.1741	8.3361	9.6853	0.7560	6.0309
51 ILL	4.1104	4.6876	4.2775	3.0442	6.0226	1.8510	7.8234	2.2944	2.7157	4.4781	0.8660	4.4551
52 PEN	7.0912	6.4695	7.5751	9.7101	7.2045	5.2312	15.4242	8.1734	8.3775	7.4080	0.6018	8.2979
53 IND	2.5312	4.7489	3.2639	3.0515	3.7353	2.8491	8.2978	2.8111	3.4324	4.5870	0.7022	3.0921
54 KEN	1.3222	1.5448	1.4945	1.8505	1.0083	0.9897	3.4588	1.2761	1.8249	1.5852	0.2072	1.4193
55 MCH	3.8586	5.6285	5.5281	3.6036	6.0171	3.3444	7.5551	2.6745	2.8949	5.8895	0.7046	5.2375
56 TEN	0.6942	0.9931	0.7850	1.2851	0.5946	0.9163	2.1554	0.6800	0.8498	0.8559	0.1380	0.8415
57 MSU	1.6943	1.6347	1.6761	1.2655	2.2172	0.4574	2.7086	0.8269	0.9618	1.5119	0.7249	2.0534
58 WVR	1.6015	2.3620	2.2187	2.8627	1.2567	1.4183	2.9554	1.7328	2.1015	2.4214	0.1520	1.6499
59 NYK	6.1753	2.9681	6.9854	7.7247	6.0967	6.6947	1.1764	61.3691	21.0644	7.5028	0.0381	5.1801
60 ALA	0.3423	0.4113	0.5035	0.4437	0.2359	0.1512	0.7883	0.2697	0.3050	0.5155	0.0774	0.4222
61 WI	2.0348	1.7696	1.2490	0.9785	2.3436	0.4311	2.0194	0.8147	0.8695	1.5744	0.6223	2.4547
62 IA	0.8245	0.7034	0.5421	0.3066	0.8616	0.2555	0.9028	0.3183	0.2734	0.5768	0.2330	1.1750
63 MIN	0.6465	0.4084	0.3595	0.1910	0.4373	0.2234	0.2772	0.1168	0.1069	0.3603	0.1694	1.0024
64 VA	0.5748	0.4893	0.7814	1.1493	0.6368	0.5953	0.3853	0.3473	0.6417	0.7993	0.0259	0.8078
65 NC	0.4792	0.4490	0.6466	1.0032	0.7280	0.6439	0.7129	0.3641	0.4934	0.6192	0.0403	0.7855
66 NH	0.6897	0.1471	0.9972	0.7592	0.7927	0.8110	0.0334	0.0474	2.8696	1.4718	0.0028	0.6681
67 GA	0.2909	0.2556	0.2709	0.5482	0.2416	0.3157	0.5263	0.2485	0.3700	0.3105	0.1115	0.4574
68 SC	0.1221	0.1314	0.1128	0.2014	0.1429	0.2729	0.1890	0.1064	0.1226	0.1464	0.0247	0.1880
69 MD	1.1212	0.7013	0.9166	1.1520	0.7566	0.6575	0.3166	0.5216	0.7746	0.9376	0.0406	0.8285
70 DE	0.2767	0.1592	0.2692	0.3613	0.2915	0.2362	0.0724	0.0955	0.2051	0.2790	0.0071	0.2424
71 NJ	1.5000	0.7137	1.5350	1.9655	1.8377	1.4064	0.2733	0.5536	2.1341	1.3283	0.0161	1.1510
72 DC	0.1518	0.1014	0.1322	0.1693	0.1067	0.0736	0.0526	0.0707	0.1061	0.1341	0.0088	0.1201
73 AR	0.0812	0.0594	0.0485	0.0351	0.0283	0.0614	0.1315	0.0464	0.0485	0.0560	0.0178	0.0446
74 LA	0.0573	0.0400	0.0482	0.0458	0.0601	0.0073	0.0821	0.0382	0.0516	0.0444	0.0051	0.0408
75 MS	0.0624	0.1112	0.1271	0.1291	0.0657	0.0622	0.2098	0.0795	0.0738	0.1390	0.0234	0.0347
76 MA	2.6857	0.4430	3.0232	4.1081	2.7799	2.8891	0.1649	0.3081	25.2694	2.0270	0.0140	2.0391
77 CT	0.7904	0.2338	0.8111	1.0715	0.7978	0.8229	0.0854	0.1507	3.4540	0.7294	0.0043	0.6059
78 RI	0.1799	0.0297	0.2025	0.2752	0.1862	0.1935	0.0110	0.0206	1.6927	0.1358	0.0009	0.1366
79 ME	0.8066	0.0814	2.1107	1.2238	1.1260	1.0987	0.0239	0.0287	0.1160	10.8556	0.0031	0.9363
80 VT	0.1233	0.0618	0.1549	0.1219	0.1346	0.1431	0.0106	0.2187	0.5109	0.2795	0.0008	0.1302

056/86-Mai-21

TABLEAU 6.10

MATRICE DES CONTRIBUTIONS SOURCE-RECEPTEUR 1980
DEPOT DE SOUFRE SEC (POUR CENT)

	1 NEO	2 CEO	3 SWO	4 SEO	5 SUD	6 SBJ	7 PBL	8 NQB	9 OTT	10 ABI	11 NIT	12 CHI	13 LSJ
1 ABI	0.1563	0.0593	0.0042	0.0220	0.0051	0.2139	0.1294	0.1783	0.1218	0.9244	0.2120	0.2669	0.3977
2 CQB	0.0062	0.0008	0.0001	0.0006	0.0002	0.0307	0.0643	0.0724	0.0015	0.0033	0.4699	0.0939	0.0164
3 NQB	0.0019	0.0001	0.0000	0.0002	0.0000	0.0059	0.0214	0.7545	0.0005	0.0007	0.0332	0.0080	0.0020
10 NMN	3.8899	0.4586	0.0344	0.0597	0.0170	1.2655	7.4828	9.9744	0.0735	0.2291	2.8133	0.5497	0.1923
11 SMN	0.4966	0.0605	0.0060	0.0079	0.0022	0.2859	0.3494	0.2457	0.0105	0.0439	0.1626	0.1313	0.0294
12 NWO	0.9355	0.1914	0.0130	0.0133	0.0056	0.4354	0.5722	0.2946	0.0128	0.0954	0.2579	0.1992	0.1074
13 NEO	13.9134	23.7513	0.4782	0.8924	0.6055	5.6672	4.8911	3.5319	0.8308	2.8453	3.5730	3.5548	2.3393
14 SUD	8.8960	15.7377	6.4853	23.5273	85.5866	11.1829	8.9940	9.0394	26.0314	15.5448	9.8531	10.2027	10.4361
15 SWO	1.6243	1.0335	31.0847	12.4214	0.3129	2.9921	2.5625	4.2555	7.2784	3.7375	4.5471	5.6204	5.0631
16 SEO	0.1852	0.0654	0.0366	0.1617	0.0363	0.2664	0.3112	0.3465	0.3000	0.1666	0.5548	0.6272	0.7044
17 SLV	1.4541	0.7795	0.0715	0.4357	0.1690	3.1738	2.9287	4.1165	1.7064	2.1041	4.7371	5.3160	10.1085
18 NDA	7.4097	6.4456	0.6987	4.1079	1.1361	16.0891	11.5653	10.6603	7.5615	34.6902	11.2405	13.9460	15.3078
19 GBY	0.2288	0.0325	0.0007	0.0062	0.0011	0.4563	0.9987	1.5370	0.0336	0.0546	1.3300	1.2660	0.9385
20 NBK	0.1961	0.0894	0.0049	0.0330	0.0193	0.1499	0.2985	1.0347	0.1816	0.0701	0.8873	0.8318	0.5567
21 NSP	0.0508	0.0097	0.0030	0.0156	0.0071	0.0300	0.2533	0.9280	0.0473	0.0126	0.6261	0.4132	0.2401
22 NFL	0.0483	0.0048	0.0002	0.0	0.0	0.0550	0.1931	0.4735	0.0	0.0057	0.1993	0.1788	0.0534
50 OHO	8.5786	2.9236	10.8457	11.7142	0.8017	7.5582	9.8313	9.5694	9.6383	5.3528	10.0618	8.3488	8.6254
51 ILL	8.9157	11.4230	8.0549	6.6021	2.5864	8.5082	8.6254	5.1987	7.7281	5.8088	4.7584	4.7477	4.8440
52 PEN	2.5909	1.2796	1.9939	7.9200	0.5621	5.5387	3.9630	8.4180	5.4583	3.6150	7.9653	8.9709	8.4013
53 IND	5.1319	5.9588	7.8170	5.9504	1.5091	6.0792	5.9063	3.5762	5.9941	4.2593	3.7089	3.7483	4.0841
54 KEN	1.7046	1.1384	2.2825	1.8418	0.3826	2.5003	2.8295	1.9961	2.4440	1.6107	1.9766	1.5207	1.3883
55 MCH	5.4642	7.9838	20.1281	11.3302	2.4374	7.1133	6.2147	6.8112	9.6897	5.4818	7.2223	6.1953	5.3233
56 TEN	0.7453	1.0167	1.2874	1.0976	0.3084	1.1266	1.5949	0.8996	1.6251	1.0157	1.2857	0.9543	0.7960
57 MSU	5.2250	4.1903	2.1511	1.7396	0.6032	3.3956	2.3328	1.3708	2.2372	2.0723	2.6001	2.4050	1.7678
58 WVR	0.5835	0.4922	0.9086	2.1188	0.1234	2.2246	1.8490	2.0453	2.1739	1.2493	2.2551	2.4419	2.3816
59 NYK	1.0322	0.2189	0.2312	1.0907	0.0606	1.8870	2.0701	1.8587	0.9421	1.3581	4.1021	4.7652	4.6284
60 ALA	0.3033	0.4133	0.4393	0.3938	0.1288	0.3794	0.5804	0.2443	0.3573	0.2440	0.2998	0.2156	0.2576
61 WI	8.4294	8.5093	2.3990	2.6079	1.6042	3.7584	4.6116	3.4713	2.8284	3.0673	2.6329	3.5391	2.8429
62 IA	4.0553	2.3408	0.7718	0.7675	0.3882	2.1276	1.6112	1.2035	1.0153	0.9375	1.4954	1.1894	0.9233
63 MIN	4.9134	1.8724	0.3945	0.4657	0.2467	2.7818	3.3293	1.6467	0.6208	0.7811	1.7569	1.3233	0.7032
64 VA	0.2931	0.1832	0.1283	0.3580	0.0491	0.1622	0.2683	0.6939	0.4042	0.2763	0.6143	0.6825	0.6008
65 NC	0.3241	0.2055	0.2501	0.4660	0.0522	0.3799	0.2713	0.4912	0.5706	0.4088	0.5546	0.4160	0.3608
66 NH	0.1246	0.0527	0.0098	0.0834	0.0247	0.2294	0.1488	0.1810	0.1444	0.0640	0.4492	0.3855	0.4138
67 GA	0.1158	0.2724	0.3347	0.3610	0.0566	0.2581	0.2993	0.3061	0.3097	0.3044	0.3011	0.2462	0.1951
68 SC	0.1055	0.0950	0.1371	0.1477	0.0233	0.0513	0.0310	0.0741	0.1159	0.0852	0.0997	0.1039	0.0543
69 MD	0.3381	0.0629	0.0781	0.3004	0.0093	0.1513	0.1927	0.4464	0.4443	0.4006	0.6550	0.7224	0.6682
70 DE	0.0844	0.0087	0.0174	0.0745	0.0017	0.0514	0.0591	0.1133	0.1162	0.1021	0.1432	0.1696	0.1782
71 NJ	0.3753	0.0393	0.0631	0.2686	0.0101	0.3268	0.2081	0.4164	0.4158	0.3751	0.8411	0.9680	1.0526
72 DC	0.0560	0.0151	0.0141	0.0503	0.0041	0.0318	0.0374	0.0773	0.0574	0.0544	0.0974	0.1169	0.0999
73 AR	0.1308	0.1414	0.0782	0.0635	0.0210	0.0524	0.0412	0.0536	0.0485	0.0733	0.0773	0.1011	0.0744
74 LA	0.1484	0.1211	0.0737	0.0444	0.0204	0.1004	0.1560	0.0154	0.0164	0.0331	0.0490	0.0448	0.0269
75 MS	0.1108	0.1576	0.0950	0.0759	0.0331	0.1070	0.1087	0.0318	0.0775	0.0602	0.0549	0.0330	0.0558
76 MA	0.3302	0.0633	0.0611	0.2003	0.0180	0.4411	0.7359	0.7433	0.1250	0.2073	1.4173	1.4053	1.7619
77 CT	0.1431	0.0226	0.0237	0.0987	0.0080	0.1704	0.1569	0.1947	0.0799	0.0978	0.4687	0.4988	0.5312
78 RI	0.0221	0.0042	0.0041	0.0134	0.0012	0.0295	0.0493	0.0498	0.0084	0.0139	0.0949	0.0941	0.1180
79 ME	0.1040	0.0620	0.0029	0.0272	0.0138	0.1252	0.2299	0.3103	0.0875	0.0422	0.3635	0.3505	0.2354
80 VT	0.0277	0.0126	0.0025	0.0219	0.0068	0.0530	0.0411	0.0491	0.0347	0.0196	0.1009	0.0900	0.1131

366/88-Mai-21
Ministère des Communications

TABLEAU 6.10 (suite)

MATRICE DES CONTRIBUTIONS SOURCE-RECEPTEUR 1980
DEPOT DE SOUFRE SEC (POUR CENT)

	14 GP	15 MTL	16 NB	17 NE	18 ANT	19 TN	20 WNY	21 ENY	22 SNA	23 NNA	24 NDA	25 LAB
1 ABI	0.1047	0.1193	0.0635	0.0254	0.1106	0.0314	0.0064	0.0141	0.0166	0.0589	0.0350	0.1621
2 CQB	0.0187	0.0027	0.0026	0.0015	0.0184	0.0042	0.0002	0.0004	0.0001	0.0011	0.0005	0.0414
3 NQB	0.0024	0.0005	0.0002	0.0001	0.0042	0.0014	0.0001	0.0001	0.0000	0.0001	0.0002	0.0787
10 NMN	0.2933	0.0611	0.0547	0.0370	0.1706	0.0766	0.0178	0.0118	0.0125	0.0385	0.0268	1.8056
11 SMN	0.0322	0.0082	0.0062	0.0043	0.0443	0.0104	0.0021	0.0013	0.0012	0.0059	0.0051	0.0618
12 NWO	0.0604	0.0166	0.0239	0.0100	0.0758	0.0139	0.0049	0.0021	0.0020	0.0122	0.0211	0.1383
13 NEO	1.2195	0.5913	0.6693	0.2830	1.6216	0.3994	0.1532	0.1040	0.0988	0.4374	1.5684	2.3016
14 SUD	5.7966	6.5509	4.8834	2.1079	6.7685	2.2198	2.1724	1.2913	1.1470	4.2516	3.8613	8.5026
15 SWO	2.8480	5.3137	4.3697	3.0988	3.7757	3.0965	17.0427	3.8293	2.7618	5.2361	0.3632	4.2577
16 SEO	0.5950	2.1328	0.7340	0.3879	0.7737	0.4515	0.0542	0.6494	0.4386	1.0197	0.0170	0.7766
17 SLV	9.2529	34.7190	11.8720	4.3873	10.8154	4.5675	0.1612	0.3478	1.3703	18.1480	0.2161	10.5812
18 NDA	4.5528	4.0951	2.9703	1.2847	5.4655	1.5539	1.2308	0.3281	0.3965	2.5272	85.7588	7.6594
19 GBY	27.8050	0.0788	1.6409	0.7662	10.5060	2.0800	0.0	0.0058	0.0262	0.3340	0.0100	4.8314
20 NBK	1.7143	0.1622	19.7718	10.2335	5.7777	5.1355	0.0129	0.0492	0.1625	0.7757	0.0278	3.5016
21 NSP	1.0686	0.0397	0.6008	20.9422	2.9524	8.7958	0.0075	0.0136	0.0398	0.1729	0.0	2.9362
22 NFL	0.2381	0.0061	0.1355	0.1774	0.9553	35.8094	0.0	0.0005	0.0026	0.0258	0.0012	1.7027
50 OHO	4.7464	8.6112	5.9320	7.3580	4.9262	5.1016	22.9522	7.7020	7.7576	7.8385	1.1045	5.6470
51 ILL	3.2718	3.9329	3.1430	2.1051	4.7565	1.3634	6.8208	1.8526	1.8268	3.2793	1.2494	3.7016
52 PEN	6.3640	7.4131	6.6520	9.1237	6.5081	4.3512	17.7262	11.1554	10.0337	7.3927	0.6878	8.3237
53 IND	2.2615	3.9186	2.4963	2.1873	2.9292	1.9641	7.5550	2.4432	2.6083	3.3077	0.7185	2.6244
54 KEN	1.0460	1.2271	1.0868	1.3764	0.9903	0.7336	2.6729	0.9818	1.2711	1.1904	0.2347	1.3127
55 MCH	3.5523	6.1064	4.7656	2.7701	5.5544	2.6934	8.1806	2.7031	2.4498	5.2676	1.1661	4.7553
56 TEN	0.4818	0.7427	0.5732	0.9164	0.4441	0.6786	1.4377	0.5315	0.5814	0.6319	0.1899	0.7630
57 MSU	1.3114	1.3116	1.1489	0.8279	1.6920	0.3048	1.9936	0.5973	0.6323	1.0524	0.7038	1.6664
58 WVR	1.4228	2.2259	1.6960	2.2492	1.0898	1.0742	3.0326	1.7678	1.8970	2.0138	0.1457	1.5875
59 NYK	6.6285	3.8429	8.3064	9.2169	6.3466	6.3181	1.2922	59.0193	25.0885	10.5056	0.0408	5.9466
60 ALA	0.2471	0.2818	0.3508	0.2834	0.1650	0.1140	0.5240	0.2095	0.2043	0.3652	0.0722	0.3172
61 WI	1.7866	1.3902	0.8590	0.6392	2.1778	0.3281	1.5868	0.5858	0.5483	1.0804	0.9368	2.2649
62 IA	0.6012	0.4994	0.3529	0.1943	0.6944	0.1713	0.6158	0.2124	0.1640	0.3698	0.2667	1.0702
63 MIN	0.4766	0.2767	0.2378	0.1175	0.3525	0.1538	0.1707	0.0745	0.0605	0.2224	0.1790	0.8807
64 VA	0.5457	0.4556	0.6657	0.9380	0.5071	0.5147	0.3479	0.3689	0.5848	0.7549	0.0276	0.7483
65 NC	0.3621	0.3854	0.5231	0.7580	0.5606	0.5993	0.5407	0.3103	0.3967	0.5008	0.0465	0.6761
66 NH	0.8575	0.1934	1.5720	1.1037	1.0240	0.9359	0.0311	0.0595	2.8197	2.0027	0.0029	0.8267
67 GA	0.2191	0.1874	0.2115	0.3941	0.1813	0.2525	0.3646	0.1817	0.2522	0.2230	0.1164	0.3699
68 SC	0.0980	0.1007	0.0877	0.1580	0.1131	0.2236	0.1247	0.0759	0.0849	0.1005	0.0251	0.1582
69 MD	1.0106	0.7061	0.8475	1.0608	0.7251	0.6066	0.2962	0.6439	0.9246	0.9548	0.0633	0.7968
70 DE	0.2569	0.1582	0.2529	0.3403	0.2910	0.2336	0.0664	0.1131	0.2416	0.2885	0.0101	0.2284
71 NJ	1.5244	0.8619	1.5712	2.2182	1.8248	1.3352	0.2510	0.7204	2.9254	1.5816	0.0168	1.1712
72 DC	0.1343	0.1001	0.1214	0.1518	0.0950	0.0701	0.0511	0.0816	0.1214	0.1321	0.0119	0.1147
73 AR	0.0552	0.0414	0.0336	0.0216	0.0201	0.0369	0.0820	0.0308	0.0296	0.0370	0.0167	0.0327
74 LA	0.0333	0.0238	0.0274	0.0260	0.0367	0.0061	0.0450	0.0241	0.0282	0.0250	0.0029	0.0283
75 MS	0.0421	0.0729	0.0775	0.0796	0.0556	0.0439	0.1364	0.0538	0.0458	0.0842	0.0192	0.0319
76 MA	2.8141	0.5272	3.8115	5.7199	3.2846	2.9643	0.1215	0.3810	24.0985	2.7500	0.0201	2.3467
77 CT	0.8581	0.2868	0.9674	1.3764	0.8724	0.7969	0.0784	0.1871	3.5374	0.9797	0.0069	0.7050
78 RI	0.1885	0.0353	0.2553	0.3832	0.2200	0.1986	0.0081	0.0255	1.6143	0.1842	0.0013	0.1572
79 ME	1.0494	0.0985	3.3429	1.9989	1.5643	1.4310	0.0170	0.0308	0.1413	11.4284	0.0034	1.2538
80 VT	0.1502	0.0873	0.2322	0.1594	0.1618	0.1537	0.0109	0.2270	0.5535	0.4106	0.0008	0.1547

266/84-Mar-21
Ministère des Communications

TABLEAU 6.11

MATRICE DES CONTRIBUTIONS SOURCE-RECEPTEUR 1980
DEPOT DE SO2 HUMIDE (POUR CENT)

	1 NEO	2 CEO	3 SWO	4 SEO	5 SUD	6 SBJ	7 PBL	8 NQB	9 OTT	10 ABI	11 NIT	12 CHI	13 LSJ
1 ABI	0.2558	0.0635	0.0036	0.0333	0.0049	0.4343	0.2746	0.3169	0.2397	1.5048	0.3987	0.5257	0.8610
2 CQB	0.0106	0.0009	0.0001	0.0008	0.0002	0.0665	0.2049	0.2017	0.0023	0.0037	1.8192	0.2737	0.0353
3 NQB	0.0020	0.0001	0.0000	0.0002	0.0000	0.0074	0.0345	3.4072	0.0007	0.0005	0.0866	0.0142	0.0029
10 NMN	3.5492	0.2964	0.0186	0.0378	0.0098	0.9703	7.2340	10.9895	0.0515	0.1066	2.5467	0.4744	0.1294
11 SMN	0.3717	0.0341	0.0039	0.0051	0.0013	0.1644	0.2775	0.2159	0.0066	0.0166	0.1135	0.0794	0.0167
12 NWO	1.0514	0.1605	0.0090	0.0091	0.0034	0.3380	0.6180	0.3163	0.0099	0.0490	0.2312	0.1338	0.0742
13 NEO	23.2235	36.7849	0.4466	0.8616	0.6177	6.1399	5.5222	4.1302	0.6992	2.1001	3.9058	3.6087	2.0640
14 SUD	12.6116	21.4505	7.9559	35.5894	90.5198	13.9221	12.7266	11.2204	34.8569	14.5035	12.2882	11.7744	11.1576
15 SWO	2.0165	0.9248	39.8481	14.6750	0.2950	2.8970	3.0115	4.3423	8.3856	2.6992	5.4894	6.0768	4.9766
16 SEO	0.1856	0.0457	0.0304	0.2162	0.0255	0.2988	0.4572	0.3809	0.4080	0.1125	0.6296	0.8042	0.8714
17 SLV	1.3642	0.4917	0.0482	0.3676	0.0850	3.5096	4.1908	4.1660	1.7275	1.7067	5.6080	7.1276	15.5257
18 NDA	13.7477	8.9885	0.7244	6.5435	1.2724	33.4206	21.7104	17.6910	15.2086	59.1260	19.4711	26.0939	25.9494
19 GBY	0.2135	0.0156	0.0003	0.0045	0.0004	0.4086	1.2911	1.7587	0.0297	0.0305	1.8569	1.8511	1.1832
20 NBK	0.1454	0.0413	0.0019	0.0168	0.0073	0.1114	0.3058	1.0997	0.1111	0.0337	0.9145	0.8306	0.5526
21 NSP	0.0319	0.0042	0.0012	0.0090	0.0030	0.0228	0.2080	0.9225	0.0317	0.0053	0.5816	0.3912	0.2209
22 NFL	0.0324	0.0020	0.0001	0.0	0.0	0.0376	0.1688	0.6082	0.0	0.0022	0.2096	0.1852	0.0477
50 OHO	6.7530	1.7224	9.1011	9.1878	0.5088	5.5149	7.4948	6.7731	7.2674	2.7426	6.9302	5.9771	5.7866
51 ILL	5.4201	6.6453	5.5002	3.8208	1.5500	4.9955	5.4080	3.4833	4.9451	2.5270	3.1047	3.0147	2.8676
52 PEN	1.4790	0.6066	1.5577	7.3355	0.2595	3.6568	3.3005	6.1460	4.5852	1.8007	6.6171	6.5150	6.0959
53 IND	3.6367	3.0737	5.1146	3.3725	0.7026	3.6198	4.1218	2.6385	3.7428	1.7173	2.5677	2.3497	2.4800
54 KEN	1.1143	0.5907	1.2602	0.9845	0.1761	1.4735	1.9766	1.3796	1.3951	0.5902	1.3118	0.9405	0.7938
55 MCH	3.9123	6.7378	23.0468	9.0643	2.1078	5.8920	4.9455	5.3110	6.9931	2.9636	6.2368	4.9394	3.6079
56 TEN	0.4099	0.4079	0.6079	0.5631	0.1239	0.6633	1.0872	0.6256	0.8826	0.3955	0.8760	0.5747	0.4483
57 MSU	3.0567	1.7458	1.0900	0.9445	0.2553	1.7964	1.3866	0.8832	1.3822	0.7253	1.5853	1.3657	0.9580
58 WVR	0.3522	0.2980	0.5809	1.6335	0.0691	1.3334	1.5096	1.3904	1.8105	0.5820	1.4456	1.5650	1.6404
59 NYK	0.7588	0.0886	0.1335	0.8653	0.0244	1.2773	1.6998	1.5398	0.6783	0.7847	3.7016	3.9559	4.0832
60 ALA	0.1421	0.1865	0.2063	0.1970	0.0538	0.2047	0.3723	0.1627	0.2025	0.0817	0.1843	0.1262	0.1424
61 WI	6.4027	5.9111	1.5036	1.4084	0.9033	2.4188	3.0177	2.2767	1.4048	1.3094	1.8169	2.3090	1.5452
62 IA	2.4801	1.1418	0.3868	0.3700	0.1566	1.0463	0.9447	0.9140	0.4848	0.3188	0.9799	0.6221	0.4289
63 MIN	3.3984	0.8564	0.1895	0.2108	0.1013	1.5566	2.2744	1.2632	0.3001	0.2484	1.2002	0.6653	0.3192
64 VA	0.2107	0.0956	0.0656	0.2527	0.0265	0.0890	0.1733	0.5608	0.3233	0.1440	0.4096	0.5011	0.4310
65 NC	0.1736	0.0980	0.1086	0.2870	0.0277	0.2388	0.2033	0.4111	0.4213	0.2048	0.4049	0.3110	0.2602
66 NH	0.0963	0.0289	0.0051	0.0704	0.0130	0.1896	0.1322	0.1693	0.1268	0.0324	0.4031	0.3338	0.4344
67 GA	0.0596	0.1254	0.1485	0.1858	0.0290	0.1617	0.2612	0.1855	0.1601	0.1168	0.1873	0.1381	0.1149
68 SC	0.0590	0.0424	0.0581	0.0793	0.0114	0.0350	0.0168	0.0573	0.0847	0.0378	0.0768	0.0833	0.0395
69 MD	0.2211	0.0274	0.0414	0.1973	0.0032	0.0721	0.1128	0.3356	0.3189	0.1878	0.5686	0.5136	0.4500
70 DE	0.0532	0.0035	0.0099	0.0470	0.0005	0.0278	0.0346	0.1023	0.0839	0.0503	0.1236	0.1288	0.1255
71 NJ	0.2726	0.0131	0.0329	0.1788	0.0031	0.2520	0.1452	0.3537	0.3231	0.1650	0.7652	0.7622	0.7833
72 DC	0.0416	0.0067	0.0077	0.0344	0.0017	0.0155	0.0244	0.0609	0.0428	0.0259	0.0783	0.0861	0.0683
73 AR	0.0622	0.0536	0.0334	0.0293	0.0088	0.0279	0.0253	0.0337	0.0248	0.0247	0.0438	0.0488	0.0358
74 LA	0.0879	0.0487	0.0300	0.0191	0.0060	0.0449	0.0915	0.0124	0.0058	0.0088	0.0311	0.0201	0.0114
75 MS	0.0589	0.0676	0.0411	0.0341	0.0134	0.0517	0.0621	0.0220	0.0346	0.0178	0.0316	0.0193	0.0249
76 MA	0.2378	0.0259	0.0297	0.1402	0.0063	0.3080	0.5369	0.6400	0.0612	0.1019	1.2859	1.0395	1.4831
77 CT	0.1190	0.0088	0.0121	0.0732	0.0029	0.1283	0.1059	0.1653	0.0482	0.0520	0.4091	0.4121	0.4444
78 RI	0.0159	0.0017	0.0020	0.0094	0.0004	0.0206	0.0360	0.0429	0.0041	0.0068	0.0861	0.0696	0.0993
79 ME	0.0787	0.0289	0.0011	0.0149	0.0050	0.0940	0.2246	0.2451	0.0631	0.0257	0.2957	0.2817	0.2099
80 VT	0.0228	0.0073	0.0014	0.0195	0.0044	0.0445	0.0390	0.0488	0.0303	0.0098	0.0912	0.0857	0.1192

06684-Mai-21

TABLEAU 6.11 (suite)

MATRICE DES CONTRIBUTIONS SOURCE-RECEPTEUR 1980
DEPOT DE SO2 HUMIDE (POUR CENT)

	14 GP	15 MTL	16 NB	17 NE	18 ANT	19 TN	20 WNY	21 ENY	22 SNA	23 NNA	24 NDA	25 LAB
1 ABI	0.1295	0.2030	0.0810	0.0310	0.1562	0.0265	0.0066	0.0188	0.0211	0.0982	0.0389	0.2572
2 CQB	0.0341	0.0037	0.0050	0.0026	0.0385	0.0060	0.0003	0.0005	0.0002	0.0019	0.0004	0.0994
3 NQB	0.0045	0.0005	0.0003	0.0002	0.0119	0.0026	0.0001	0.0001	0.0000	0.0001	0.0001	0.2873
10 NMN	0.2021	0.0310	0.0409	0.0264	0.1579	0.0496	0.0112	0.0064	0.0060	0.0259	0.0108	1.9115
11 SMN	0.0167	0.0041	0.0030	0.0023	0.0327	0.0046	0.0015	0.0008	0.0007	0.0031	0.0018	0.0588
12 NWO	0.0330	0.0105	0.0162	0.0069	0.0617	0.0089	0.0039	0.0013	0.0011	0.0076	0.0108	0.1260
13 NEO	0.7894	0.4248	0.4364	0.1745	1.3480	0.2269	0.1420	0.0845	0.0706	0.2987	1.1993	2.3576
14 SUD	4.4080	6.0788	3.6982	1.3646	6.6793	1.2490	2.3895	1.2301	0.9426	3.3869	3.6482	9.2991
15 SWO	1.9824	3.9028	2.6054	1.5220	2.7685	1.3974	24.7024	3.3975	1.7906	3.4355	0.2382	3.7676
16 SEO	0.5080	3.3407	0.6259	0.2574	0.7837	0.2443	0.0522	1.0409	0.5649	1.1495	0.0126	0.8093
17 SLV	8.9524	53.4336	14.2064	3.9861	12.0897	2.8313	0.1657	0.3701	1.6954	31.0887	0.1403	12.1518
18 NDA	5.1516	5.6476	3.2032	1.3441	7.4154	1.2564	1.6009	0.4095	0.4642	3.4076	90.9029	10.7786
19 GBY	50.6867	0.0564	2.4938	1.0090	19.7881	1.9467	0.0	0.0035	0.0176	0.3208	0.0041	7.6454
20 NBK	1.5423	0.1202	37.5572	18.1386	7.7379	4.4673	0.0069	0.0376	0.1334	1.1577	0.0129	4.4330
21 NSP	0.9505	0.0286	0.6599	40.3736	3.9509	9.3210	0.0051	0.0084	0.0270	0.1555	0.0	4.2093
22 NFL	0.2528	0.0030	0.1531	0.2229	1.6061	61.8995	0.0	0.0004	0.0015	0.0190	0.0004	3.0262
50 OHO	2.3556	4.7780	3.1780	3.3085	3.8623	1.8571	20.9361	4.7501	3.8176	4.0655	0.5753	4.2913
51 ILL	1.4526	1.6578	1.3431	0.8149	2.5557	0.5406	3.8899	0.8002	0.6628	1.4314	0.6617	2.5229
52 PEN	3.4539	5.1817	3.8578	4.5945	4.4757	1.6813	23.9173	10.4124	6.6335	4.9134	0.2683	6.6455
53 IND	1.2555	1.7550	1.2301	0.8915	1.7992	0.7130	4.7187	1.1436	1.0332	1.4710	0.2729	1.8706
54 KEN	0.4946	0.5675	0.5072	0.6055	0.7897	0.2793	1.5524	0.4456	0.4906	0.5997	0.0969	1.0122
55 MCH	1.8000	3.2998	2.3057	1.1687	3.4580	1.0006	6.8000	1.5062	1.0954	2.6741	0.7889	3.3180
56 TEN	0.2072	0.3471	0.2946	0.3750	0.2703	0.2613	0.7233	0.2600	0.2328	0.3279	0.0904	0.5853
57 MSU	0.5745	0.5801	0.4906	0.3168	0.9022	0.1187	0.9941	0.2302	0.2209	0.4528	0.2128	1.0287
58 WVR	0.7695	1.2901	0.8582	1.0161	0.7491	0.3804	2.6531	1.1500	1.0231	1.1139	0.0501	1.2272
59 NYK	4.3950	3.3690	6.2184	5.9050	4.8972	2.8142	1.4463	69.0146	32.3496	10.1133	0.0154	5.1820
60 ALA	0.1106	0.1209	0.1713	0.1224	0.0950	0.0465	0.2833	0.1080	0.0874	0.1855	0.0228	0.1981
61 WI	0.8379	0.5405	0.3412	0.2330	1.3171	0.1293	0.8581	0.2348	0.1907	0.4325	0.4086	1.5389
62 IA	0.2424	0.1879	0.1497	0.0744	0.3990	0.0679	0.2967	0.0826	0.0550	0.1513	0.0881	0.6790
63 MIN	0.1948	0.1010	0.0973	0.0412	0.2140	0.0632	0.0770	0.0283	0.0199	0.0847	0.0546	0.6024
64 VA	0.3193	0.2754	0.3660	0.4395	0.3083	0.2401	0.2761	0.2702	0.3378	0.4792	0.0107	0.5387
65 NC	0.1706	0.2200	0.2701	0.3618	0.2862	0.2942	0.3402	0.1726	0.2134	0.2812	0.0190	0.4208
66 NH	0.6061	0.1797	1.6941	0.9105	0.9944	0.4887	0.0259	0.0636	3.6791	2.9375	0.0010	0.7570
67 GA	0.1020	0.0907	0.1189	0.1777	0.1113	0.1089	0.2080	0.0841	0.1048	0.1155	0.0424	0.2469
68 SC	0.0485	0.0485	0.0481	0.0786	0.0729	0.0910	0.0682	0.0369	0.0403	0.0496	0.0089	0.0968
69 MD	0.5451	0.4181	0.5325	0.5640	0.5403	0.2594	0.2426	0.5676	0.7234	0.6684	0.0404	0.6077
70 DE	0.1407	0.0951	0.1578	0.1886	0.2276	0.1062	0.0530	0.0933	0.1875	0.1978	0.0054	0.1669
71 NJ	0.9470	0.6492	1.0998	1.3496	1.3561	0.5967	0.2051	0.8223	2.9690	1.2899	0.0062	0.9196
72 DC	0.0701	0.0579	0.0742	0.0791	0.0647	0.0320	0.0437	0.0641	0.0918	0.0871	0.0059	0.0877
73 AR	0.0233	0.0169	0.0162	0.0090	0.0116	0.0130	0.0376	0.0118	0.0106	0.0162	0.0057	0.0200
74 LA	0.0121	0.0087	0.0110	0.0100	0.0185	0.0029	0.0209	0.0104	0.0102	0.0100	0.0006	0.0163
75 MS	0.0178	0.0294	0.0332	0.0325	0.0403	0.0186	0.0752	0.0244	0.0185	0.0364	0.0054	0.0251
76 MA	1.6653	0.4154	3.0572	4.3802	2.8855	1.4657	0.0772	0.4263	30.2991	2.8047	0.0107	2.0242
77 CT	0.5589	0.2287	0.7378	0.9559	0.7163	0.3605	0.0659	0.2219	4.7501	0.9447	0.0068	0.6265
78 RI	0.1116	0.0278	0.2048	0.2934	0.1933	0.0982	0.0052	0.0286	2.0296	0.1879	0.0007	0.1356
79 ME	0.7676	0.0765	4.5290	2.1266	1.6183	0.8589	0.0103	0.0238	0.1444	16.7906	0.0013	1.2544
80 VT	0.1064	0.0964	0.2210	0.1137	0.1435	0.0735	0.0105	0.3011	0.7412	0.5299	0.0003	0.1364

056/84-Mai-21
Ministère des Communications

TABLEAU 6.12

MATRICE DES CONTRIBUTIONS SOURCE-RECEPTEUR 1980
DEPOT DE SO4 HUMIDE (POUR CENT)

	1 NEO	2 CEO	3 SWO	4 SEO	5 SUD	6 SBJ	7 PBL	8 NQB	9 OTT	10 ABI	11 NIT	12 CHI	13 LSJ
1 ABI	0.1372	0.0662	0.0072	0.0287	0.0087	0.1920	0.1197	0.1613	0.1318	0.9595	0.1874	0.2468	0.3780
2 CQB	0.0087	0.0019	0.0004	0.0014	0.0004	0.0339	0.0564	0.0621	0.0027	0.0052	0.3990	0.0932	0.0205
3 NQB	0.0033	0.0003	0.0001	0.0004	0.0000	0.0078	0.0220	0.5541	0.0010	0.0014	0.0361	0.0114	0.0037
10 NMN	4.9544	0.7808	0.0797	0.1311	0.0383	1.7570	8.7662	9.8354	0.1491	0.4022	3.6322	0.8602	0.3582
11 SMN	0.5767	0.0958	0.0137	0.0175	0.0047	0.3985	0.4557	0.3007	0.0207	0.0687	0.2248	0.1997	0.0508
12 NWO	0.8239	0.2214	0.0234	0.0236	0.0098	0.4645	0.5529	0.2993	0.0229	0.1216	0.2878	0.2521	0.1526
13 NEO	10.5105	22.5950	0.6421	1.1720	0.7416	4.9813	4.3813	3.3930	1.0563	2.5767	3.4111	3.4229	2.4224
14 SUD	8.8713	13.9330	6.6033	22.2979	81.9163	10.5860	8.1303	9.2467	22.5379	12.9337	9.9196	10.2848	10.3640
15 SWO	2.4266	1.2443	29.7543	10.3327	0.4157	3.2911	2.7778	4.0651	6.2710	3.4389	4.1844	5.2997	4.9300
16 SEO	0.1990	0.0733	0.0502	0.1496	0.0438	0.2733	0.2909	0.3153	0.2462	0.1403	0.4892	0.5347	0.5581
17 SLV	1.4217	0.9380	0.1312	0.5508	0.2778	2.6679	2.5014	3.9989	1.6277	1.6380	4.3156	4.2589	7.2673
18 NDA	7.9787	6.6728	0.9836	4.9048	1.4702	14.4635	10.5527	10.2948	8.4092	36.8759	10.7257	13.1737	14.8925
19 GBY	0.2702	0.0674	0.0022	0.0141	0.0034	0.5227	0.8618	1.4255	0.0603	0.0820	1.0711	0.9874	0.7931
20 NBK	0.2961	0.1953	0.0163	0.0777	0.0572	0.2085	0.3232	1.1322	0.3425	0.1061	0.9107	0.8247	0.6255
21 NSP	0.0945	0.0230	0.0093	0.0315	0.0183	0.0423	0.3522	0.9681	0.0798	0.0226	0.7255	0.4661	0.3159
22 NFL	0.0827	0.0120	0.0005	0.0	0.0	0.0804	0.2404	0.3850	0.0	0.0112	0.2121	0.2126	0.0749
50 OHO	7.9471	3.2032	10.0201	11.1609	0.9385	7.1154	9.8984	10.2110	9.5231	5.1473	11.0667	8.6421	9.1964
51 ILL	9.3116	11.1784	7.7580	7.3448	2.9070	9.4889	9.4388	5.5383	8.2181	5.9222	5.2180	5.3372	5.5479
52 PEN	3.3910	1.8173	2.1110	7.0720	0.8977	5.6589	3.7040	8.6190	5.1549	3.5319	7.3759	8.8215	8.2922
53 IND	5.4185	6.5786	7.8233	6.9506	2.0894	7.0870	6.5501	3.7165	6.6603	4.8614	4.1056	4.3562	4.7619
54 KEN	1.9195	1.4616	2.9411	2.4832	0.5974	2.8995	3.0721	2.2421	3.1257	2.0513	2.2665	1.8170	1.7226
55 MCH	4.9974	6.3772	18.1044	9.5781	2.3870	5.7524	5.8123	6.3951	8.9390	4.6563	6.2854	5.6175	5.3079
56 TEN	0.9977	1.4611	1.9505	1.5953	0.5167	1.2717	1.7267	1.0106	2.2138	1.2572	1.4515	1.1756	1.0346
57 MSU	5.9165	5.6084	2.6515	2.1337	0.9125	4.0090	2.6709	1.4772	2.6667	2.6459	3.0585	2.9107	2.2761
58 WVR	0.7086	0.5525	1.0923	2.1632	0.1673	2.4719	1.6942	2.3007	2.1273	1.3189	2.7148	2.7565	2.5738
59 NYK	1.0539	0.3493	0.3230	1.0786	0.1074	1.9174	2.0603	1.7188	0.8590	1.0494	3.5090	4.1566	3.9841
60 ALA	0.4728	0.5879	0.6824	0.5973	0.2173	0.4667	0.6642	0.2917	0.4914	0.3513	0.3784	0.2727	0.3421
61 WI	7.5007	6.9613	2.4928	3.0053	1.7423	3.7454	4.3871	3.3572	3.3933	2.9220	2.7064	3.5754	3.1920
62 IA	4.0720	2.5807	0.9674	1.0389	0.5758	2.3760	1.7256	1.0659	1.3795	1.1301	1.4905	1.4466	1.2744
63 MIN	4.3638	2.1338	0.5408	0.6803	0.3519	2.8203	3.0067	1.5323	0.8194	0.9639	1.7809	1.6624	1.0065
64 VA	0.3055	0.2313	0.1911	0.4114	0.0680	0.2011	0.3134	0.6848	0.4275	0.2807	0.7288	0.7235	0.6453
65 NC	0.4513	0.2874	0.4046	0.6209	0.0741	0.4448	0.2867	0.4563	0.6375	0.4379	0.6049	0.4469	0.4039
66 NH	0.1216	0.0635	0.0152	0.0837	0.0343	0.1976	0.1279	0.1550	0.1312	0.0552	0.3592	0.3207	0.3129
67 GA	0.1805	0.3953	0.5567	0.5389	0.0821	0.2782	0.2504	0.3835	0.4665	0.3913	0.3679	0.3241	0.2542
68 SC	0.1458	0.1415	0.2280	0.2093	0.0371	0.0527	0.0429	0.0710	0.1241	0.0949	0.0998	0.0967	0.0556
69 MD	0.3845	0.0937	0.1138	0.3547	0.0195	0.2151	0.2498	0.4533	0.4833	0.4183	0.5817	0.7443	0.7148
70 DE	0.0994	0.0142	0.0239	0.0915	0.0039	0.0645	0.0755	0.0959	0.1249	0.1012	0.1277	0.1626	0.1839
71 NJ	0.3873	0.0757	0.0938	0.3123	0.0231	0.2966	0.2242	0.3787	0.4136	0.3814	0.6764	0.8752	0.9876
72 DC	0.0568	0.0218	0.0204	0.0580	0.0072	0.0443	0.0443	0.0765	0.0618	0.0570	0.0939	0.1171	0.1066
73 AR	0.1820	0.2259	0.1241	0.0972	0.0373	0.0699	0.0503	0.0676	0.0717	0.1056	0.1052	0.1550	0.1127
74 LA	0.1813	0.1922	0.1371	0.0793	0.0489	0.1505	0.1968	0.0142	0.0352	0.0601	0.0623	0.0739	0.0472
75 MS	0.1505	0.2410	0.1672	0.1270	0.0606	0.1477	0.1409	0.0362	0.1290	0.0975	0.0771	0.0463	0.0912
76 MA	0.3436	0.0999	0.0963	0.2220	0.0364	0.4369	0.7601	0.6677	0.1452	0.1784	1.1291	1.3293	1.5074
77 CT	0.1310	0.0375	0.0356	0.1045	0.0154	0.1578	0.1746	0.1786	0.0835	0.0830	0.3867	0.4530	0.4728
78 RI	0.0230	0.0067	0.0064	0.0149	0.0024	0.0293	0.0509	0.0447	0.0097	0.0119	0.0756	0.0890	0.1010
79 ME	0.1036	0.0866	0.0060	0.0383	0.0271	0.1169	0.1818	0.2836	0.0950	0.0365	0.3044	0.2949	0.2008
80 VT	0.0258	0.0146	0.0035	0.0203	0.0081	0.0450	0.0336	0.0390	0.0302	0.0166	0.0790	0.0710	0.0831

064/84-Mai-21
Ministère des Communications

TABLEAU 6.12 (suite)

MATRICE DES CONTRIBUTIONS SOURCE-RECEPTEUR 1980
DEPOT DE SO4 HUMIDE (POUR CENT)

	14 GP	15 MTL	16 NB	17 NE	18 ANT	19 TN	20 WNY	21 ENY	22 SNA	23 NNA	24 NDA	25 LAB
1 ABI	0.1091	0.1281	0.0793	0.0400	0.1151	0.0473	0.0097	0.0219	0.0252	0.0700	0.0381	0.1599
2 CQB	0.0248	0.0040	0.0045	0.0027	0.0240	0.0078	0.0006	0.0009	0.0003	0.0020	0.0011	0.0446
3 NQB	0.0040	0.0010	0.0004	0.0003	0.0066	0.0026	0.0002	0.0002	0.0000	0.0002	0.0004	0.0770
10 NMN	0.5318	0.1330	0.1110	0.0795	0.2696	0.1609	0.0421	0.0327	0.0317	0.0855	0.0584	2.3685
11 SMN	0.0514	0.0168	0.0124	0.0086	0.0647	0.0203	0.0051	0.0037	0.0031	0.0121	0.0090	0.0863
12 NWO	0.0871	0.0277	0.0419	0.0189	0.1050	0.0262	0.0103	0.0050	0.0042	0.0223	0.0257	0.1590
13 NEO	1.4616	0.8191	0.9849	0.4779	1.8915	0.6415	0.2440	0.1959	0.1860	0.6831	1.5389	2.4452
14 SUD	6.9083	6.5223	6.0349	3.0545	8.0006	3.4783	2.4504	1.8008	1.6870	5.1008	3.9334	9.3704
15 SWO	3.4245	4.6816	4.7147	3.8308	4.4201	4.2608	15.9445	3.8513	2.9392	5.1715	0.3947	4.6822
16 SEO	0.5664	1.8753	0.6170	0.4041	0.7766	0.5511	0.0725	0.7187	0.4100	0.7777	0.0183	0.7266
17 SLV	7.6773	29.6731	8.7923	4.1171	9.6081	5.4615	0.2765	0.4840	1.3315	14.7773	0.2330	9.0072
18 NDA	5.1807	4.8267	4.0182	2.0455	6.2618	2.4504	1.6951	0.5638	0.6555	3.4743	83.9026	8.3378
19 GBY	20.0816	0.1085	1.2831	0.6838	6.5378	2.0709	0.0	0.0158	0.0485	0.3519	0.0199	3.3246
20 NBK	1.6607	0.2312	15.2176	7.5678	4.7750	4.8179	0.0318	0.0836	0.2248	0.6837	0.0470	3.1653
21 NSP	1.0975	0.0531	0.5936	15.8736	2.4153	6.9605	0.0138	0.0291	0.0701	0.2247	0.0	2.4021
22 NFL	0.2310	0.0128	0.1351	0.1542	0.6966	23.6989	0.0	0.0009	0.0049	0.0400	0.0031	1.1253
50 OHO	6.0928	9.5596	7.4981	9.4946	5.3088	7.3687	20.3580	9.0213	9.1337	9.9787	1.1665	6.0296
51 ILL	4.2905	5.0240	4.3814	3.1328	6.0183	2.0021	7.8277	2.8821	2.9736	4.6118	1.3362	4.4535
52 PEN	7.4028	6.9425	7.7628	9.9988	7.2009	5.6592	15.4035	10.2897	9.1880	7.6366	0.9277	8.2966
53 IND	2.6426	5.0898	3.3440	3.1406	3.7326	3.0813	8.3055	3.5319	3.7590	4.7242	1.0821	3.0909
54 KEN	1.3800	1.6555	1.5309	1.9046	1.0083	1.0704	3.4610	1.6031	1.9982	1.6332	0.3194	1.4189
55 MCH	4.0286	6.0364	5.6647	3.7093	6.0133	3.6166	7.5697	3.3624	3.1708	6.0680	1.0879	5.2356
56 TEN	0.7245	1.0643	0.8041	1.3225	0.5941	0.9910	2.1559	0.8543	0.9307	0.8819	0.2128	0.8413
57 MSU	1.7683	1.7522	1.7168	1.3023	2.2154	0.4947	2.7095	1.0385	1.0529	1.5569	1.1166	2.0524
58 WVR	1.6720	2.5330	2.2734	2.9466	1.2560	1.5339	2.9608	2.1786	2.3026	2.4953	0.2341	1.6498
59 NYK	6.4499	3.1869	7.1644	7.9590	6.0956	7.2430	1.1792	51.4919	22.3243	7.7456	0.0586	5.1805
60 ALA	0.3572	0.4408	0.5157	0.4565	0.2357	0.1635	0.7886	0.3389	0.3339	0.5309	0.1192	0.4221
61 WI	2.1234	1.8964	1.2793	1.0070	2.3423	0.4662	2.0204	1.0233	0.9519	1.6212	0.9598	2.4538
62 IA	0.8606	0.7536	0.5552	0.3155	0.8611	0.2763	0.9030	0.3999	0.2993	0.5938	0.3591	1.1746
63 MIN	0.6749	0.4375	0.3681	0.1966	0.4371	0.2416	0.2773	0.1467	0.1170	0.3711	0.2610	1.0020
64 VA	0.6001	0.5246	0.8008	1.1831	0.6365	0.6440	0.3858	0.4367	0.7032	0.8239	0.0399	0.8075
65 NC	0.5002	0.4814	0.6625	1.0324	0.7274	0.6967	0.7133	0.4575	0.5405	0.6379	0.0622	0.7851
66 NH	0.7206	0.1580	1.0245	0.7828	0.7931	0.8779	0.0334	0.0597	2.4911	1.5046	0.0044	0.6682
67 GA	0.3036	0.2739	0.2776	0.5642	0.2414	0.3415	0.5265	0.3120	0.4052	0.3198	0.1718	0.4572
68 SC	0.1274	0.1408	0.1156	0.2073	0.1428	0.2952	0.1891	0.1337	0.1342	0.1508	0.0380	0.1879
69 MD	1.1702	0.7520	0.9395	1.1862	0.7564	0.7113	0.3171	0.6565	0.8498	0.9664	0.0627	0.8283
70 DE	0.2890	0.1708	0.2759	0.3721	0.2914	0.2556	0.0725	0.1202	0.2250	0.2876	0.0110	0.2423
71 NJ	1.5663	0.7659	1.5738	2.0250	1.8375	1.5215	0.2736	0.6968	2.3433	1.3702	0.0249	1.1510
72 DC	0.1584	0.1087	0.1355	0.1743	0.1066	0.0797	0.0527	0.0890	0.1164	0.1383	0.0135	0.1200
73 AR	0.0847	0.0636	0.0497	0.0361	0.0283	0.0665	0.1315	0.0583	0.0531	0.0577	0.0275	0.0446
74 LA	0.0597	0.0429	0.0494	0.0471	0.0600	0.0079	0.0820	0.0479	0.0564	0.0457	0.0078	0.0408
75 MS	0.0651	0.1192	0.1302	0.1328	0.0657	0.0672	0.2098	0.0999	0.0808	0.1431	0.0360	0.0347
76 MA	2.8043	0.4754	3.1013	4.2348	2.7796	3.1260	0.1650	0.3873	20.5948	2.0928	0.0216	2.0392
77 CT	0.8255	0.2509	0.8319	1.1043	0.7979	0.8902	0.0855	0.1888	3.2354	0.7529	0.0066	0.6059
78 RI	0.1878	0.0318	0.2077	0.2837	0.1862	0.2094	0.0111	0.0259	1.3796	0.1402	0.0014	0.1366
79 ME	0.8430	0.0873	2.1662	1.2630	1.1267	1.1896	0.0239	0.0361	0.1273	8.3538	0.0048	0.9367
80 VT	0.1288	0.0664	0.1590	0.1256	0.1346	0.1548	0.0106	0.2225	0.5064	0.2883	0.0012	0.1303

086/84-Mai-21
Ministère des Communications

TABLEAU 6.13

MATRICE DES CONTRIBUTIONS SOURCE-RECEPTEUR 1980
DEPOT DE SOUFRE HUMIDE (POUR CENT)

	1 NEO	2 CEO	3 SWO	4 SEO	5 SUD	6 SBJ	7 PBL	8 NQB	9 OTT	10 ABI	11 NIT	12 CHI	13 LSJ
1 ABI	0.2006	0.0644	0.0047	0.0317	0.0059	0.3240	0.1891	0.2181	0.1988	1.3332	0.2802	0.3900	0.6501
2 CQB	0.0097	0.0012	0.0002	0.0010	0.0002	0.0517	0.1229	0.1130	0.0024	0.0042	1.0230	0.1859	0.0288
3 NQB	0.0026	0.0002	0.0000	0.0003	0.0000	0.0076	0.0276	1.5950	0.0008	0.0008	0.0583	0.0128	0.0033
10 NMN	4.2036	0.4575	0.0372	0.0702	0.0172	1.3284	8.0803	10.2554	0.0885	0.1996	3.1550	0.6621	0.2293
11 SMN	0.4672	0.0546	0.0069	0.0094	0.0022	0.2710	0.3758	0.2697	0.0119	0.0330	0.1759	0.1379	0.0316
12 NWO	0.9455	0.1808	0.0133	0.0141	0.0050	0.3956	0.5821	0.3055	0.0148	0.0719	0.2629	0.1914	0.1084
13 NEO	17.3029	32.0630	0.5062	0.9694	0.6499	5.6126	4.8926	3.6619	0.8345	2.2502	3.6290	3.5181	2.2204
14 SUD	10.8703	18.9514	7.5445	30.9676	88.2814	12.4046	10.1905	9.9673	30.1898	14.0092	10.9599	11.0498	10.8104
15 SWO	2.2073	1.0310	36.7700	13.1659	0.3264	3.0766	2.8823	4.1672	7.5841	2.9316	4.7576	5.6991	4.9561
16 SEO	0.1918	0.0549	0.0365	0.1930	0.0302	0.2871	0.3654	0.3393	0.3467	0.1213	0.5508	0.6731	0.7345
17 SLV	1.3911	0.6399	0.0735	0.4312	0.1352	3.1262	3.2582	4.0599	1.6895	1.6850	4.8832	5.7318	11.9207
18 NDA	11.0615	8.2189	0.8034	5.9724	1.3241	24.7928	15.5506	12.9939	12.6295	52.1217	14.5671	19.8093	21.1250
19 GBY	0.2399	0.0329	0.0009	0.0079	0.0012	0.4605	1.0540	1.5471	0.0413	0.0467	1.4164	1.4309	1.0128
20 NBK	0.2156	0.0925	0.0063	0.0380	0.0203	0.1556	0.3155	1.1204	0.1989	0.0565	0.9123	0.8278	0.5844
21 NSP	0.0610	0.0105	0.0037	0.0168	0.0070	0.0317	0.2876	0.9514	0.0500	0.0107	0.6623	0.4277	0.2624
22 NFL	0.0558	0.0053	0.0002	0.0	0.0	0.0571	0.2082	0.4664	0.0	0.0050	0.2110	0.1985	0.0596
50 OHO	7.3079	2.2151	9.3808	9.8732	0.6207	6.2424	8.8220	8.9561	8.1232	3.5001	9.2501	7.2741	7.2751
51 ILL	7.2322	8.1526	6.1887	5.0461	1.9028	7.0408	7.6329	4.7882	6.1851	3.5962	4.2895	4.1439	4.0374
52 PEN	2.3696	1.0092	1.7260	7.2430	0.4254	4.5683	3.5237	7.7171	4.8005	2.3455	7.0426	7.6375	7.0540
53 IND	4.4661	4.2397	5.9404	4.6166	1.0631	5.1982	5.4624	3.3226	4.8490	2.7070	3.4297	3.3255	3.4765
54 KEN	1.4895	0.8804	1.7723	1.5055	0.2857	2.1225	2.5807	1.9276	2.0506	1.0501	1.8473	1.3668	1.1994
55 MCH	4.4173	6.6184	21.5419	9.2466	2.1804	5.8281	5.4235	5.9997	7.7305	3.4958	6.2636	5.2689	4.3498
56 TEN	0.6837	0.7583	1.0169	0.9219	0.2261	0.9402	1.4399	0.8701	1.3872	0.6668	1.1987	0.8670	0.7042
57 MSU	4.3885	3.0302	1.5657	1.3579	0.4262	2.8034	2.0950	1.2606	1.8694	1.3300	2.4116	2.1173	1.5334
58 WVR	0.5183	0.3827	0.7366	1.8174	0.0946	1.8514	1.6116	1.9683	1.9304	0.8144	2.1574	2.1444	2.0478
59 NYK	0.8962	0.1753	0.1913	0.9393	0.0460	1.5688	1.8987	1.6536	0.7468	0.8678	3.5937	4.0542	4.0396
60 ALA	0.2961	0.3200	0.3514	0.3362	0.0963	0.3239	0.5336	0.2447	0.3120	0.1666	0.2931	0.1975	0.2295
61 WI	6.9138	6.2605	1.8051	1.9636	1.1215	3.0225	3.7736	2.9627	2.1589	1.8173	2.3158	2.9246	2.2641
62 IA	3.2215	1.6207	0.5637	0.6026	0.2656	1.6515	1.3758	1.0105	0.8240	0.5742	1.2661	1.0231	0.7981
63 MIN	3.8488	1.2814	0.2966	0.3740	0.1665	2.1313	2.6788	1.4342	0.4970	0.4735	1.5258	1.1503	0.6193
64 VA	0.2549	0.1407	0.1039	0.3079	0.0373	0.1401	0.2506	0.6395	0.3628	0.1870	0.5886	0.6093	0.5245
65 NC	0.3030	0.1610	0.1988	0.4031	0.0398	0.3326	0.2493	0.4398	0.5032	0.2782	0.5170	0.3771	0.3229
66 NH	0.1081	0.0404	0.0082	0.0750	0.0186	0.1933	0.1298	0.1602	0.1285	0.0396	0.3785	0.3274	0.3813
67 GA	0.1159	0.2151	0.2729	0.3086	0.0428	0.2147	0.2553	0.3113	0.2762	0.2032	0.2886	0.2286	0.1757
68 SC	0.0994	0.0754	0.1099	0.1245	0.0181	0.0430	0.0312	0.0660	0.0996	0.0558	0.0897	0.0898	0.0465
69 MD	0.2973	0.0494	0.0635	0.2521	0.0074	0.1372	0.1884	0.4104	0.3812	0.2603	0.5759	0.6259	0.5655
70 DE	0.0747	0.0070	0.0142	0.0625	0.0014	0.0445	0.0572	0.0983	0.0994	0.0663	0.1259	0.1452	0.1510
71 NJ	0.3261	0.0339	0.0514	0.2252	0.0083	0.2723	0.1887	0.3696	0.3575	0.2331	0.7154	0.8172	0.8724
72 DC	0.0486	0.0118	0.0116	0.0426	0.0031	0.0286	0.0354	0.0708	0.0500	0.0357	0.0871	0.1012	0.0850
73 AR	0.1180	0.1109	0.0611	0.0529	0.0162	0.0470	0.0391	0.0552	0.0426	0.0502	0.0782	0.1005	0.0694
74 LA	0.1314	0.0965	0.0627	0.0400	0.0171	0.0929	0.1497	0.0136	0.0169	0.0250	0.0486	0.0463	0.0270
75 MS	0.1016	0.1253	0.0795	0.0664	0.0257	0.0954	0.1056	0.0310	0.0704	0.0429	0.0571	0.0324	0.0539
76 MA	0.2871	0.0505	0.0500	0.1686	0.0141	0.3666	0.6601	0.6576	0.0930	0.1260	1.1979	1.1804	1.4937
77 CT	0.1246	0.0183	0.0193	0.0841	0.0062	0.1417	0.1438	0.1737	0.0616	0.0618	0.3966	0.4320	0.4567
78 RI	0.0192	0.0034	0.0033	0.0113	0.0009	0.0246	0.0442	0.0440	0.0062	0.0084	0.0802	0.0791	0.1001
79 ME	0.0903	0.0481	0.0026	0.0231	0.0107	0.1044	0.2010	0.2695	0.0752	0.0291	0.3006	0.2881	0.2059
80 VT	0.0242	0.0097	0.0021	0.0198	0.0054	0.0447	0.0360	0.0426	0.0303	0.0120	0.0844	0.0786	0.1034

066/RA-Mai-21

TABLEAU 6.13 (suite)

MATRICE DES CONTRIBUTIONS SOURCE-RECEPTEUR 1980
DEPOT DE SOUFRE HUMIDE (POUR CENT)

	14 GP	15 MTL	16 NB	17 NE	18 ANT	19 TN	20 WNY	21 ENY	22 SNA	23 NNA	24 NDA	25 LAB
1 ABI	0.1207	0.1764	0.0802	0.0348	0.1326	0.0357	0.0077	0.0197	0.0224	0.0870	0.0387	0.1964
2 QB	0.0301	0.0038	0.0047	0.0026	0.0302	0.0068	0.0004	0.0006	0.0002	0.0019	0.0006	0.0652
3 NQB	0.0043	0.0007	0.0004	0.0003	0.0089	0.0026	0.0001	0.0001	0.0000	0.0002	0.0002	0.1558
10 NMN	0.3444	0.0672	0.0710	0.0494	0.2220	0.0989	0.0220	0.0145	0.0143	0.0496	0.0229	2.1970
11 SMN	0.0317	0.0086	0.0070	0.0050	0.0511	0.0115	0.0028	0.0017	0.0015	0.0067	0.0036	0.0760
12 NWO	0.0563	0.0166	0.0272	0.0120	0.0866	0.0166	0.0061	0.0024	0.0021	0.0134	0.0146	0.1466
13 NEO	1.0795	0.5647	0.6720	0.3056	1.6598	0.4104	0.1774	0.1186	0.1081	0.4514	1.2851	2.4122
14 SUD	5.4875	6.2363	4.7017	2.0946	7.4385	2.2359	2.4107	1.4047	1.1849	4.0672	3.7204	9.3442
15 SWO	2.6046	4.1797	3.5108	2.5196	3.7160	2.6646	21.6594	3.5368	2.1644	4.1248	0.2778	4.3400
16 SEO	0.5332	2.8210	0.6220	0.3208	0.7796	0.3801	0.0592	0.9423	0.5144	1.0020	0.0140	0.7576
17 SLV	8.4023	45.0001	11.8797	4.0426	10.6660	3.9955	0.2042	0.4049	1.5769	24.6098	0.1637	10.1846
18 NDA	5.1637	5.3570	3.5530	1.6471	6.7533	1.7849	1.6338	0.4567	0.5265	3.4340	89.1327	9.2542
19 GBY	37.4804	0.0749	1.9738	0.8686	12.1836	2.0016	0.0	0.0073	0.0276	0.3331	0.0081	4.9449
20 NBK	1.5935	0.1596	27.9673	13.5720	6.0376	4.6222	0.0155	0.0517	0.1631	0.9695	0.0215	3.6411
21 NSP	1.0138	0.0373	0.6314	29.7902	3.0696	8.2748	0.0081	0.0148	0.0410	0.1829	0.0	3.0804
22 NFL	0.2434	0.0065	0.1454	0.1932	1.0843	44.9935	0.0	0.0005	0.0026	0.0273	0.0011	1.8381
50 OHO	3.9682	6.4745	5.0328	5.9799	4.6923	4.2963	20.7330	6.0559	5.5470	6.4137	0.7249	5.3774
51 ILL	2.6770	2.8524	2.6479	1.8163	4.5426	1.1871	5.2585	1.4371	1.4148	2.6950	0.8322	3.7299
52 PEN	5.1569	5.8068	5.5352	6.9287	6.0399	3.4415	20.9612	10.3754	7.4656	5.9942	0.4350	7.6768
53 IND	1.8538	2.9376	2.1378	1.8632	2.9088	1.7612	5.9644	1.8740	1.9201	2.7625	0.4776	2.6334
54 KEN	0.8767	0.9536	0.9467	1.1668	0.9150	0.6295	2.2153	0.7998	0.9812	1.0100	0.1531	1.2661
55 MCH	2.7616	4.2711	3.7481	2.2665	4.9247	2.1586	7.0685	2.0738	1.7707	4.0222	0.8645	4.5166
56 TEN	0.4304	0.6016	0.5134	0.7843	0.4560	0.5842	1.2209	0.4418	0.4598	0.5478	0.1213	0.7453
57 MSU	1.0894	0.9961	1.0172	0.7425	1.6557	0.2852	1.5901	0.4775	0.4915	0.8913	0.4414	1.6684
58 WVR	1.1590	1.7310	1.4660	1.8502	1.0400	0.8910	2.7601	1.4648	1.4393	1.6623	0.0967	1.4915
59 NYK	5.2816	3.3052	6.6248	6.7922	5.5848	4.7750	1.3535	63.6547	29.0875	9.1739	0.0263	5.1806
60 ALA	0.2171	0.2344	0.3192	0.2668	0.1757	0.0983	0.4588	0.1786	0.1676	0.3227	0.0472	0.3381
61 WI	1.3927	1.0216	0.7441	0.5674	1.9052	0.2784	1.2619	0.4760	0.4384	0.9046	0.5480	2.1106
62 IA	0.5091	0.3886	0.3239	0.1785	0.6642	0.1602	0.5073	0.1796	0.1345	0.3270	0.1567	0.9887
63 MIN	0.4020	0.2204	0.2136	0.1083	0.3420	0.1421	0.1466	0.0645	0.0515	0.1984	0.1068	0.8521
64 VA	0.4405	0.3639	0.5527	0.7608	0.4966	0.4189	0.3143	0.3211	0.4566	0.6160	0.0181	0.7068
65 NC	0.3128	0.3128	0.4386	0.6515	0.5395	0.4723	0.4696	0.2598	0.3198	0.4229	0.0299	0.6485
66 NH	0.6555	0.1720	1.4061	0.8553	0.8789	0.6609	0.0285	0.0624	3.2926	2.3682	0.0019	0.7014
67 GA	0.1890	0.1557	0.1870	0.3447	0.1859	0.2119	0.3187	0.1539	0.2025	0.1966	0.0752	0.3783
68 SC	0.0826	0.0812	0.0770	0.1342	0.1131	0.1814	0.1102	0.0665	0.0709	0.0897	0.0163	0.1538
69 MD	0.8148	0.5365	0.7074	0.8328	0.6643	0.4594	0.2685	0.5948	0.7646	0.7867	0.0460	0.7456
70 DE	0.2047	0.1220	0.2086	0.2678	0.2642	0.1724	0.0597	0.1015	0.1997	0.2335	0.0068	0.2140
71 NJ	1.2142	0.6907	1.3032	1.6414	1.6322	1.0060	0.2289	0.7840	2.7658	1.3217	0.0109	1.0642
72 DC	0.1082	0.0759	0.1005	0.1202	0.0888	0.0531	0.0468	0.0717	0.0998	0.1074	0.0078	0.1079
73 AR	0.0498	0.0335	0.0306	0.0207	0.0212	0.0367	0.0702	0.0260	0.0244	0.0327	0.0112	0.0354
74 LA	0.0327	0.0209	0.0275	0.0260	0.0423	0.0051	0.0421	0.0219	0.0253	0.0242	0.0024	0.0316
75 MS	0.0382	0.0613	0.0749	0.0758	0.0549	0.0402	0.1220	0.0475	0.0388	0.0788	0.0131	0.0311
76 MA	2.1573	0.4368	3.0759	4.3175	2.8250	2.2004	0.1077	0.4143	27.1407	2.5219	0.0135	2.0336
77 CT	0.6740	0.2366	0.7782	1.0201	0.7631	0.5951	0.0727	0.2118	4.2569	0.8685	0.0067	0.6136
78 RI	0.1445	0.0293	0.2060	0.2892	0.1892	0.1474	0.0072	0.0278	1.8180	0.1689	0.0009	0.1362
79 ME	0.8003	0.0804	3.5139	1.7539	1.3362	1.0053	0.0150	0.0276	0.1389	13.4420	0.0022	1.0558
80 VT	0.1161	0.0858	0.1944	0.1188	0.1384	0.1095	0.0105	0.2770	0.6649	0.4340	0.0005	0.1326

356/84-Mar-21
Ministère des Communications

Si on suppose que les contributions des sources lointaines d'émissions de soufre sont négligeables, les contributions totales des 47 régions sources (tableau 6.1) permettent d'estimer les concentrations et dépôts des composés du soufre causés par les émissions anthropiques. De plus, dans les régions où les concentrations et dépôts dus aux sources naturelles sont négligeables par rapport aux sources anthropiques, ces contributions totales devraient se rapprocher des valeurs réelles mesurées aux régions réceptrices.

La validité d'un modèle de transport et l'ajustement des valeurs de ses paramètres doivent être contrôlés en comparant les dépôts et concentrations estimés aux valeurs observées correspondantes. Toutefois les seules variables disponibles actuellement pour ce faire sont les concentrations de SO_2 et de SO_4 dans l'air et les dépôts de soufre humide (obtenus à partir de la mesure de la teneur en sulfates dans les précipitations et de la hauteur des précipitations). Dans l'est du Canada, la concentration des composés de soufre dans l'air est mesurée systématiquement à quelques stations du réseau APN (Air and Precipitation Network). Ce réseau a une densité beaucoup trop faible pour permettre une évaluation de la distribution spatiale des concentrations. De plus, les mesures de SO_2 sont difficilement utilisables en raison du grand nombre de valeurs rencontrées sous le seuil de détection et de la contamination possible par les sources locales (États-Unis - Canada, 1982). Pour la calibration des paramètres du modèle, la seule variable utilisable, en pratique, pour l'année 1980 est le dépôt de sulfates apporté par les précipitations, qui est mesuré, sur une base annuelle, aux stations du réseau CANSAP (Canadian Network for Sampling

Precipitation). La figure 6.1 montre la variation spatiale du dépôt des sulfates dans les précipitations aux régions réceptrices pour l'année 1980. Cette figure a été reproduite à partir de l'analyse effectuée pour le groupe États-Unis - Canada (1982) sur les données des réseaux canadiens et américains d'échantillonnage des précipitations. Même si les isolignes tracées comportent une certaine incertitude due à des erreurs d'échantillonnage et d'analyse et à une faible densité d'échantillonnage, la distribution spatiale de ces dépôts permet une première vérification de la validité du modèle. Si on compare ces valeurs mesurées (figure 6.1) avec les valeurs obtenues pour le soufre humide total (figure 6.2), on constate qu'en ajoutant à chaque récepteur une valeur de 6 kg SO_4 ha^{-1} an^{-1} pour tenir compte de l'influence des sources lointaines et du bruit de fond naturel, les valeurs simulées sont du même ordre de grandeur que les valeurs observées. On constate toutefois que le modèle a tendance à sous-estimer (d'environ 30 pour cent) les dépôts humides de soufre (figure 6.1) loin des sources majeures d'émission. L'examen du tableau 6.1 montre que le rapport S_{sec}/S_{humide} se situe à 1,0 ± 0,1 pour presque tous les récepteurs. Cette valeur semble trop élevée si on la compare avec l'estimé de 0,4 obtenu par Galloway et Whelpdale (1980) pour l'est du Canada. Ce rapport (sec/humide) trop élevé indiquerait donc que les dépôts humides sont sous-estimés systématiquement par rapport aux dépôts secs. Cependant, compte tenu:

- du caractère épisodique des retombées humides de soufre,

- de l'imprécision sur les données d'entrée (émissions, vents, précipitations) et

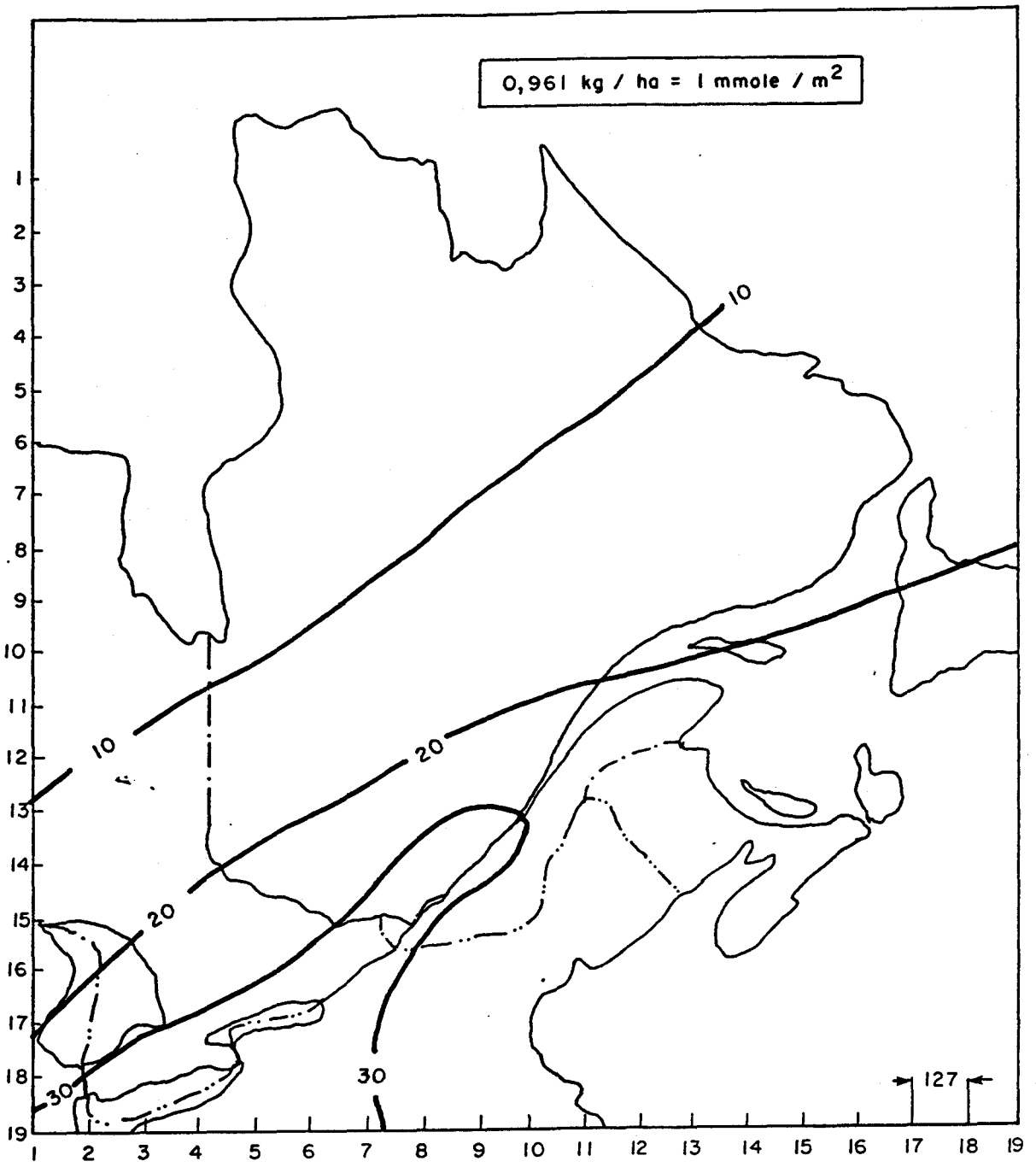

FIGURE 6.1 Variation spatiale du dépôt de sulfates dans les précipitations (en mmoles m^{-2} an^{-1}) pour l'année 1980 dans l'est du Canada. (modifié à partir de États-Unis - Canada, 1982).

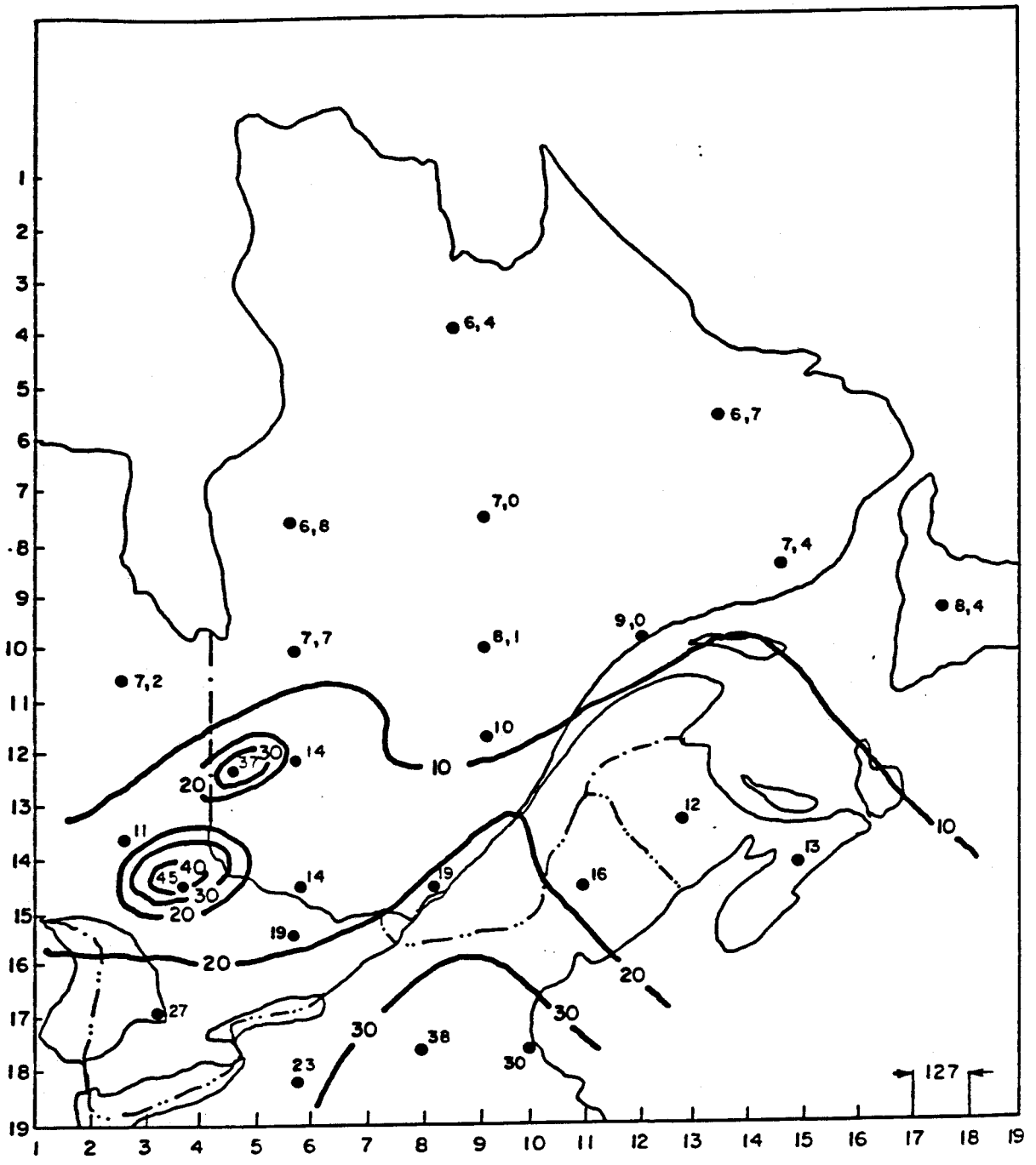

FIGURE 6.2 Variation spatiale des dépôts humides de soufre (en kg SO_4 ha^{-1} an^{-1}). Une valeur de 6 kg SO_4 ha^{-1} an^{-1} a été ajoutée aux dépôts calculés par le modèle pour tenir compte de l'influence du bruit de fond naturel et des sources lointaines.

- de la complexité des processus de transport et de la difficulté de paramétriser les phénomènes,

un tel écart entre les valeurs observées et les valeurs simulées peut paraître acceptable. Cet écart montre cependant qu'il faut être prudent dans l'utilisation des matrices de transfert et des matrices de contributions et qu'il faut être conscient de leurs limites.

On a calculé, aux tableaux 6.2 à 6.13, les contributions relatives de chacune des régions sources aux concentrations et dépôts des composés du soufre dans les régions réceptrices. Les variables considérées sont les suivantes:

- concentration de SO_2 sec (tableau 6.2);
- concentration de SO_2 humide (tableau 6.3);
- concentration de SO_4 sec (tableau 6.4);
- concentration de SO_4 humide (tableau 6.5);
- dépôt de SO_2 sec pendant les périodes sèches (tableau 6.6);
- dépôt de SO_2 sec pendant les périodes humides (tableau 6.7);
- dépôt de SO_4 sec pendant les périodes sèches (tableau 6.8);
- dépôt de SO_4 sec pendant les périodes humides (tableau 6.9);
- dépôt de soufre sec (tableau 6.10);
- dépôt de SO_2 humide (tableau 6.11);
- dépôt de SO_4 humide (tableau 6.12);
- dépôt de soufre humide (tableau 6.13).

Ces tableaux permettent donc de comparer, pour un composé du soufre, les contributions de chaque source à un récepteur donné. Si on s'intéresse plus particulièrement à une région réceptrice, la région du Lac-Saint-Jean (13) par exemple, on constate que pour le soufre humide total (tableau 6.13), les sources 1 ABI, 17 SLV, 18 NDA et 50 OHO contribuent respectivement 0,65, 12,0, 21,2 et 7,3 pour cent du dépôt de soufre humide total au récepteur Lac-Saint-Jean (13).

La structure des matrices de contributions relatives se prête facilement à des regroupements de sources en vue de partager les responsabilités relatives des sources québécoises, canadiennes, américaines sur les retombées de soufre. Les regroupements pouvant varier à l'infini, un exemple de regroupement est donné au tableau 6.14 en ce qui concerne le soufre humide total et le soufre sec total. On a regroupé les sources selon cinq régions: Québec, Ontario, Manitoba, Maritimes et États-Unis. Sur ce tableau, on voit par exemple, que pour le récepteur Lac-Saint-Jean (13), le Québec, l'Ontario et les États-Unis contribuent respectivement à 34,9, 18,9 et 45,0 pour cent du soufre humide, le reste (1,3 pour cent) étant attribué aux Maritimes et au Manitoba.

On peut également s'intéresser à l'examen de la variation spatiale de la contribution relative aux récepteurs de chacune de ces grandes régions sources. Les figures 6.3, 6.4 et 6.5 montrent respectivement la variation spatiale de la contribution relative des sources québécoises, des sources ontariennes et des sources américaines.

TABLEAU 6.14 Contributions relatives (en pourcentage) au dépôt total de soufre humide et de soufre sec des sources regroupées selon quatre régions canadiennes et une américaine.

RÉCEPTEUR		CONTRIBUTION DE SOUFRE HUMIDE EN PROVENANCE DE					CONTRIBUTION DE SOUFRE SEC EN PROVENANCE DE				
		QUÉBEC	ONTARIO	MANITOBA	MARITIMES	ÉTATS-UNIS	QUÉBEC	ONTARIO	MANITOBA	MARITIMES	ÉTATS-UNIS
1	NEO	12,9	31,6	4,7	0,3	50,5	9,3	25,6	4,4	0,3	60,5
2	CEO	9,0	52,3	0,5	0,11	38,1	7,3	40,8	0,5	0,10	51,3
3	SWO	0,9	44,9	0,04	0,01	54,2	0,8	38,1	0,04	0,01	61,1
4	SEO	6,4	45,3	0,08	0,05	48,1	4,6	37,0	0,07	0,05	58,3
5	SUD	1,5	89,3	0,02	0,03	9,2	1,3	86,6	0,02	0,03	12,1
6	SBJ	28,8	21,8	1,6	0,24	47,5	20,0	20,6	1,6	0,24	57,6
7	PBL	20,2	18,9	8,5	0,8	51,6	15,7	17,4	7,8	0,8	58,3
8	NQB	20,6	18,5	10,5	2,5	47,9	17,4	17,5	10,2	2,4	52,5
9	OTT	14,6	39,0	0,10	0,25	46,0	9,4	34,5	0,08	0,23	55,7
10	ABI	55,2	19,4	0,23	0,07	25,1	37,8	22,4	0,27	0,09	39,4
11	NIT	22,3	20,2	3,3	1,8	52,3	18,1	18,9	3,0	1,7	58,3
12	CHI	27,6	21,2	0,8	1,5	48,9	21,0	20,3	0,7	1,4	56,6
13	LSJ	34,9	18,9	0,26	0,9	45,3	26,9	18,7	0,22	0,9	53,3
14	GP	51,5	9,8	0,4	2,9	35,4	42,1	10,6	0,3	3,1	43,9
15	MTL	50,7	13,8	0,08	0,20	35,2	39,1	14,6	0,07	0,2	46,0
16	NB	17,7	9,7	0,08	29,1	44,2	16,8	10,9	0,06	20,8	51,4
17	NE	6,6	5,3	0,05	43,9	44,1	6,5	6,0	0,04	31,7	55,8
18	ANT	30,0	13,8	0,28	10,3	45,6	27,2	13,2	0,22	9,8	49,6
19	TN	7,9	5,7	0,11	58,3	28,0	8,3	6,2	0,09	50,2	35,2
20	WNY	1,9	24,3	0,02	0,02	73,8	1,4	19,4	0,02	0,02	79,1
21	ENY	0,9	6,0	0,02	0,07	93,0	0,7	5,9	0,01	0,06	93,3
22	SNA	2,2	4,1	0,02	0,2	93,7	1,9	4,6	0,01	0,21	93,3
23	NNA	29,2	9,9	0,06	1,2	60,6	21,5	11,2	0,05	1,0	66,3
24	NDA	89,4	5,3	0,03	0,02	5,3	86,0	5,8	0,03	0,03	8,1
25	LAB	25,0	17,1	2,3	8,6	47,0	23,6	16,1	1,9	8,2	50,2

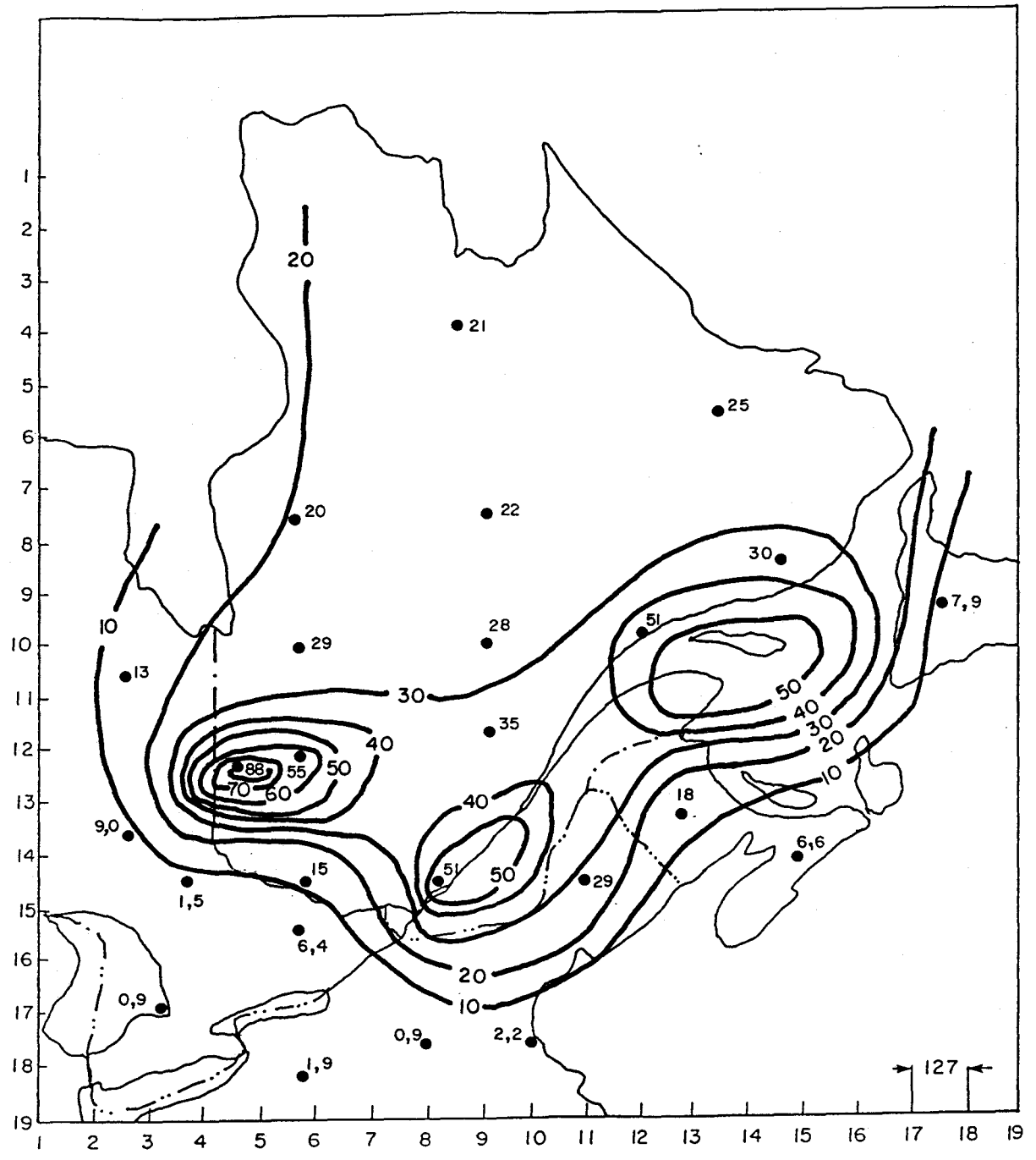

FIGURE 6.3 Variation spatiale de la contribution relative (en pourcentage) des sources québécoises au dépôt de soufre humide total.

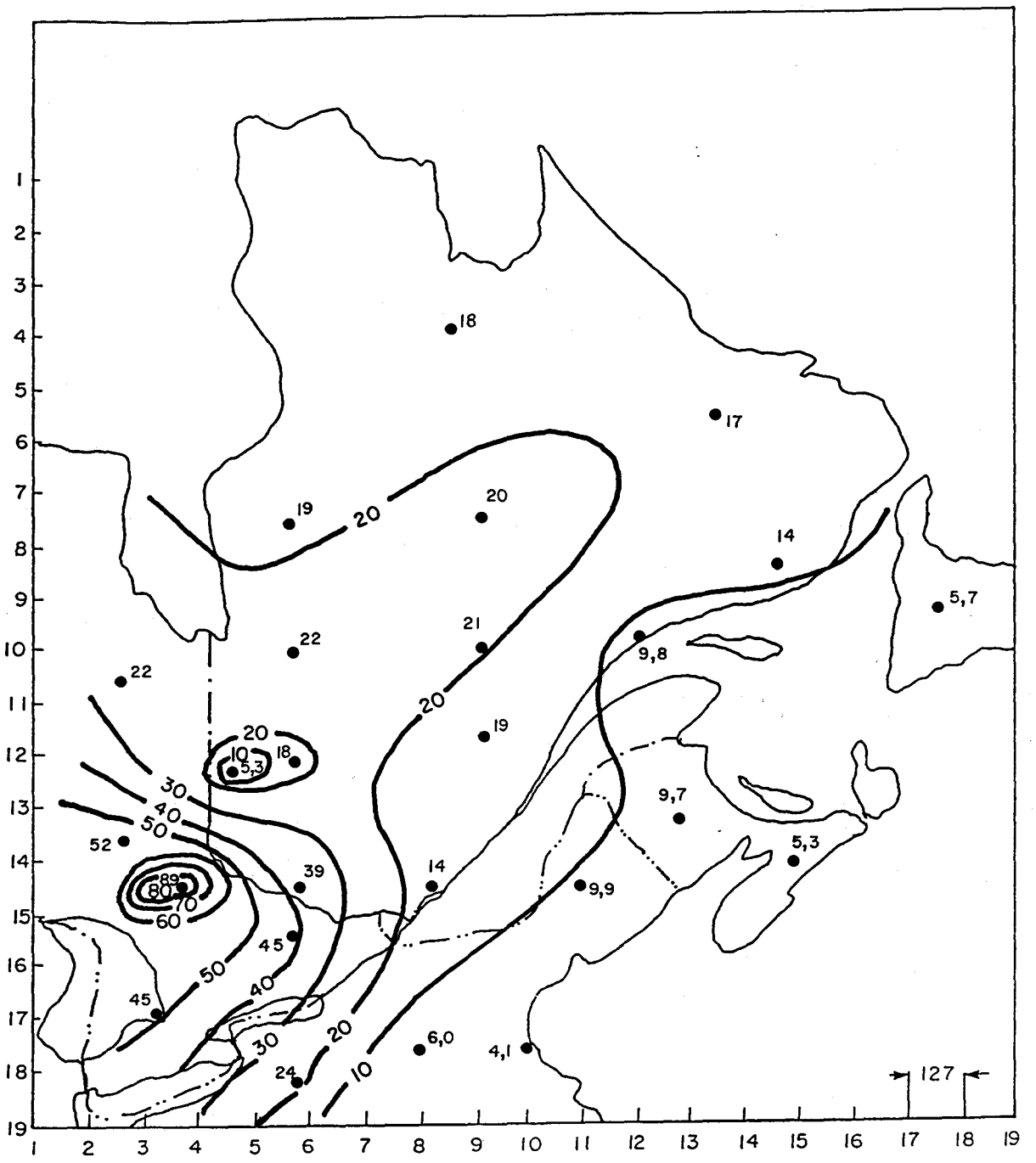

FIGURE 6.4 Variation spatiale de la contribution relative (en pourcentage) des sources ontariennes au dépôt de soufre humide total.

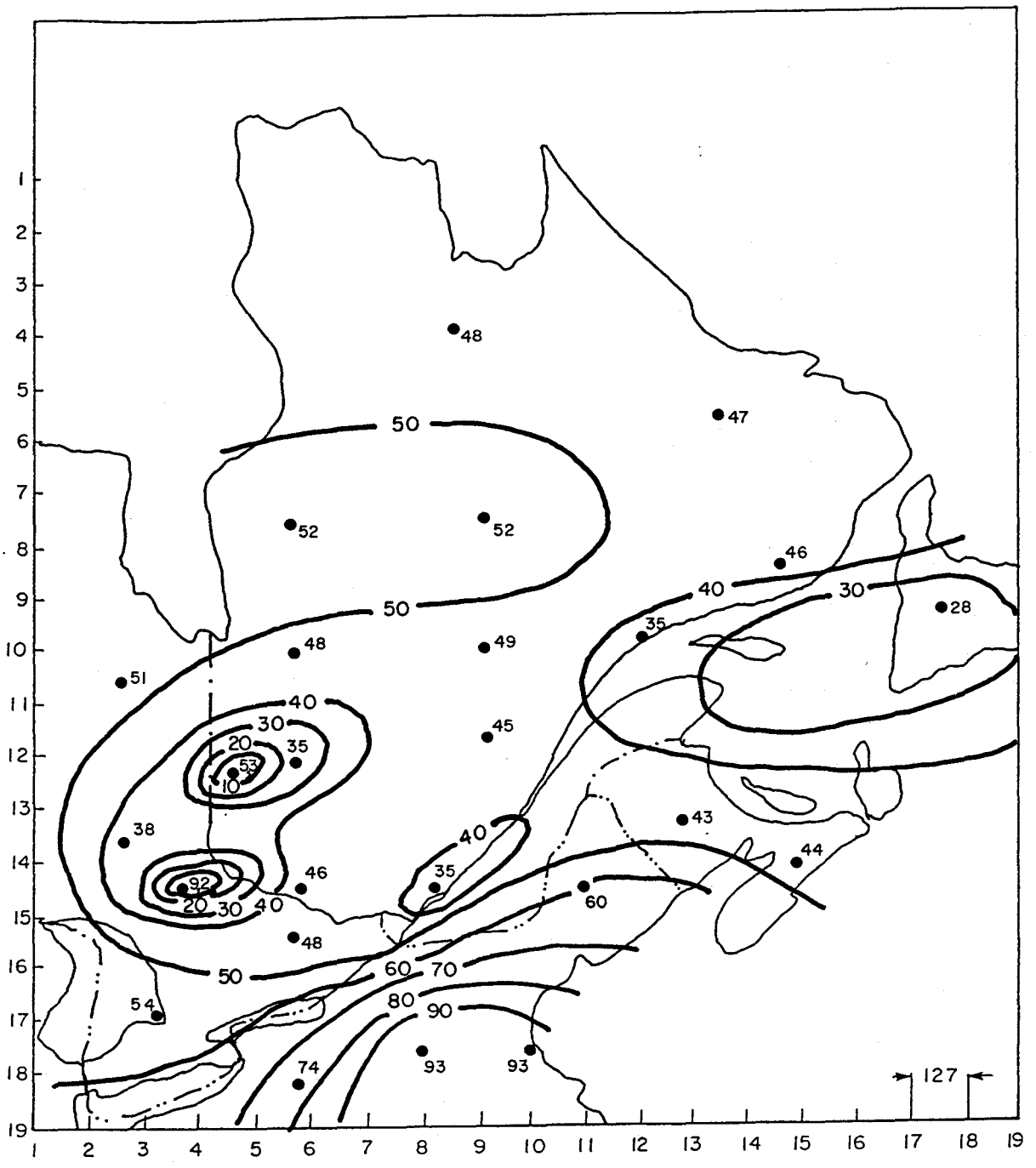

FIGURE 6.5 Variation spatiale de la contribution relative (en pourcentage) des sources américaines au dépôt de soufre humide total.

À la figure 6.3, on constate que les principales sources québécoises font sentir leur influence surtout au Québec. Des pourcentages supérieurs à 30 sont calculés par le modèle sur toute la partie sud du Québec. Près des sources majeures, les contributions relatives dépassent 50 pour cent. Les régions limitrophes sont peu affectées à l'exception d'une zone couvrant une partie des Maritimes et du nord de la Nouvelle-Angleterre où les contributions relatives se situent entre 10 et 30 pour cent.

Si on examine maintenant la contribution des sources ontariennes (figure 6.4), on constate que les sources situées au sud-est de l'Ontario, principalement celle de Sudbury, exercent une influence importante qui s'étend sur tout le Québec (10 à 25 pour cent), mais principalement dans la partie sud-ouest (> 30 pour cent). Près des sources majeures québécoises, la contribution relative des sources ontariennes est plus faible en raison de l'importance des sources québécoises.

La contribution relative des sources américaines (figure 6.5) est généralement élevée sur tout le territoire québécois (entre 40 et 50 pour cent). La distribution spatiale des contributions relatives des sources américaines est influencée par les contributions des sources canadiennes, principalement Sudbury et Noranda.

En résumé, l'utilisation des matrices des coefficients de transfert, calculés au chapitre précédent, et des émissions de chaque région source pour l'année 1978 a conduit à la détermination des concentrations et dépôts des composés du soufre aux différents récepteurs considérés. Une compa-

raison des résultats obtenus avec des valeurs observées au sol, en ce qui concerne les retombées humides de soufre, a permis d'évaluer la validité du modèle de simulation. Les écarts notés entre valeurs observées et valeurs simulées invitent à la prudence dans l'utilisation des matrices de transfert et des matrices de contribution. Un examen des contributions relatives des sources regroupées selon cinq grandes régions, Québec, Ontario, Manitoba, Maritimes et États-Unis, en ce qui concerne les dépôts de soufre humide, permet de situer l'importance des sources américaines, des sources québécoises et des sources ontariennes sur les retombées humides de soufre dans l'est du Canada.

CONCLUSION

CONCLUSION

Un modèle québécois de transport à grandes distances des composés du soufre a été mis au point. Ce modèle améliore les modèles statistiques existant sous trois aspects. D'abord il permet de tenir compte de la hauteur d'émission des polluants. Ensuite, grâce à l'utilisation d'une double chaîne de Markov, le modèle représente mieux les cycles de précipitation, ce qui devrait assurer une meilleure paramétrisation du phénomène du lessivage des polluants. Finalement la fonction $F(\Theta)$ établie entre chaque couple source-récepteur est maintenant calculée à partir de trajectoires réelles et non plus de la rose des vents (Fisher, 1975) qui suppose des trajectoires rectilignes.

Compte tenu de la nature statistique du modèle, la précision des résultats diminue à mesure que décroît la période de temps considérée. On a donc avantage à utiliser le modèle pour des périodes de temps d'au moins une saison. La faible résolution spatiale des données d'entrée du modèle impose une dimension minimale aux régions réceptrices de l'ordre de 100 kilomètres.

Les estimés des concentrations et des dépôts des composés du soufre obtenus au cours de cette étude doivent être utilisés avec précaution. En effet les valeurs des paramètres utilisées dans le modèle n'ont pu être ajustées de façon satisfaisante compte tenu du nombre restreint de données représentatives. La comparaison des dépôts estimés par le modèle et des données du réseau québécois des précipitations acides, lorsque suffisamment

de données auront été recueillies, devrait permettre d'améliorer sensiblement le modèle.

Enfin, les progrès anticipés au cours des prochaines années, en ce qui a trait à la connaissance du phénomène des précipitations acides, permettront sûrement d'améliorer le modèle.

RECOMMANDATIONS

RECOMMANDATIONS

Les auteurs du rapport désirent présenter ici un certain nombre de recommandations concernant la poursuite des travaux sur la modélisation du transport des polluants atmosphériques. Ces recommandations ont été regroupées selon trois thèmes principaux: le modèle analytique, le modèle numérique et les études complémentaires.

Modèle analytique

En ce qui a trait à l'utilisation du modèle sous sa version analytique, il est recommandé que:

- les résultats actuels soient comparés à ceux obtenus avec d'autres modèles. Idéalement, la même base de données devrait être utilisée par tous les modèles;

- les émissions d'une année donnée soient utilisées pour simuler les concentrations et dépôts de l'année correspondante;

- des simulations soient réalisées en répartissant les émissions totales de chaque région source en fonction de la hauteur d'émission. Des simulations par classes de hauteur devraient fournir des dépôts encore plus réalistes dans les régions réceptrices;

- des simulations soient faites afin de mieux tenir compte de la variation saisonnière de certains paramètres, la hauteur de la couche limite, par exemple. Étant donné la faible qualité des données observées et les variations importantes existant entre les résultats des différents modèles, nous avons considéré irréaliste, dans une première phase, de tenter de caler les paramètres du modèle;

- les résultats puissent être présentés sous forme de cartes tracées par ordinateur. Les données de base existent, c'est-à-dire, tant les données que nous pourrions désirer cartographier que les coordonnées des régions sources et régions réceptrices. Par ailleurs, certains programmes de cartographie sont aussi disponibles. Il serait possible de les adapter à l'objectif visé et de numériser les fonds de cartes nécessaires;

- les trajectoires calculées pour la détermination de la fonction $F(\Theta)$ soient analysées, afin d'en tirer le plus de renseignements possibles sur les liens entre régions sources et régions réceptrices;

- la notion de région réceptrice soit revue afin de faciliter la cartographie des concentrations et des dépôts simulés sur l'est de l'Amérique du Nord. Il s'agit essentiellement de procéder à une discrétisation de l'est de l'Amérique du Nord, par exemple en

considérant chaque carreau de 127 km x 127 km comme une région réceptrice.

Modèle numérique

En ce qui a trait à l'utilisation du modèle sous sa version numérique actuelle, il est recommandé que:

- cette version numérique soit complétée afin de pouvoir être utilisée;

- que des simulations soient ensuite réalisées afin de vérifier l'effet de variations spatiales et temporelles de certains paramètres (couche limite, épisodes secs et humides, etc.) sur les concentrations et dépôts. La version analytique ne permet pas de faire varier les paramètres spatialement. Ces simulations permettraient de compléter l'étude de sensibilité du modèle aux variations des paramètres.

Études complémentaires

En ce qui a trait à des études complémentaires au modèle lui-même, il est recommandé que:

- des études soient entreprises afin de mieux comprendre les processus chimiques complexes qui affectent les divers composés du soufre au cours de leur séjour dans l'atmosphère;

- le modèle actuel soit éventuellement adapté en vue de la simulation du transport à longue distance de polluants autres que les composés du soufre en tenant compte des interactions entre les divers polluants;

- des études soient encouragées afin de connaître davantage l'importance des sources naturelles de pollution et de mieux les estimer.

RÉFÉRENCES BIBLIOGRAPHIQUES

RÉFÉRENCES BIBLIOGRAPHIQUES

CARLSLAW, H.F. et J.C. JAEGER (1959). Conduction of heat in solids. Clarendon Press, Oxford, 493 p.

ÉTATS-UNIS - CANADA (1981), Mémorandum déclaratif d'intention concernant la pollution atmosphérique transfrontière, Phase II - Rapport provisoire préparé par le groupe de travail 2, Sciences et analyse atmosphériques, Rapport 2-15, 206 p.

ÉTATS-UNIS - CANADA (1982), Mémorandum déclaratif d'intention concernant la pollution atmosphérique transfrontière, Groupe de travail 2 sur les sciences et analyses atmosphériques: rapport final, Rapport No 2F, novembre 1982.

FISHER, B.E.A. (1975), "The long range transport of sulphur dioxide", dans Atmos. Environ., 9: 1063-1070.

FISHER, B.E.A. (1978), "Long term sulphur deposition in Europe", dans Atmos. Environ., 12: 489-502.

GABRIEL, K.R. et J. NEUMANN (1962), "A Markov chain model for daily rainfall occurences at Tel Aviv", dans Quart. J. Roy. Meteor. Soc., 88: 85-90.

GALLOWAY, J.N. et D.M. WHELPDALE (1980), "An atmospheric sulphur budget for eastern North America", dans Atmos. Environ., 14: 409-417.

JOHNSON, L.W. et R.D. RIESS (1977), Numerical analysis, Addison-Wesley Publishing Co., 370 p.

LEDUC, R. (1977), The evolution of Montreal's precipitation: climate, Thèse de maîtrise, université McGill.

LELIÈVRE, C. (1976). One-dimensional model of the urban heat. Thèse de maîtrise, Université de l'Alberta, 230 p.

LELIÈVRE, C. (1982), Intensité moyenne de la précipitation selon la longueur de la séquence humide, Rapport interne, ministère de l'Environnement du Québec, 17 p.

LELIÈVRE, C., M. LACHANCE et J.P. FORTIN (1985), Modèle québécois de transport à grandes distances des polluants atmosphériques, INRS-Eau, rapport scientifique No 180, 213 pages.

McCORMICK, J.M. et M.G. SALVADORI (1964), Numerical methods in FORTRAN, Prentice-Hall Applied Mathematics Series, Ed. Prentice-Hall, 329 p.

ONTARIO MINISTRY OF THE ENVIRONMENT (1981), Model-profile, Statistical model, Rapport interne du ministère de l'Environnement ontarien.

RODHE, H. et J. GRANDELL (1972), "On the removal time of aerosol particles from atmosphere by precipitation scavenging", dans Tellus, 24: 442-454.

SCRIVEN, P.A. et .B.E.A. FISHER (1975), "The long range transport of airborne material and its removal by deposition and washout I - General considerations", dans Atmos. Environ., 9: 49-58.

VENKATRAM, A. (1979), Modeling the long term, long range impact of large point sources (with special emphasis on the Sudbury superstack), Air quality and meteorology section, Air Resources Branch, Ontario Ministry of Environment, 31 p.

WEISS, L.L. (1964), "Sequences of wet or dry days described by a Markov chain probability model", dans Monthly Weather Rev., 92: 169-176.

WILSON, C.V. (1971), Le climat du Québec, Première partie: Atlas climatique. Deuxième partie: Études climatologiques, Service météorologique du Canada.

DÉVELOPPEMENT D'UN MODÈLE QUÉBÉCOIS DE TRANSPORT À LONGUE DISTANCE DE POLLUANTS ATMOSPHÉRIQUES

Par

Jean-Pierre Fortin*

Marius Lachance*

Claude Lelièvre**

Gaétan Ferland*

Rapport scientifique No 151

Annexes

Pour

Environnement Québec

* INRS-Eau

** Environnement Québec

LISTE DES ANNEXES

Page

ANNEXE 1. DÉVELOPPEMENTS MATHÉMATIQUES 1.1

Annexe 1.A Solution de l'équation transcendantale 1.3
Annexe 1.B Solution de l'équation log-linéaire 1.7
Annexe 1.C Quelques propriétés des chaînes de Markov simples à deux états 1.13
Annexe 1.D Formules sur les séries géométriques 1.15
Annexe 1.E Propriétés de la double chaîne de Markov à deux états 1.21
E.1 Calcul des longueurs moyennes 1.21
E.2 Longueur du cycle moyen 1.25
Annexe 1.F Solution d'un système des deux équations transcendantales à deux inconnues 1.29

ANNEXE 2. PARAMÈTRES MOYENS DE CHAQUE COUPLE SOURCE-RÉCEPTEUR 2.1

ANNEXE 3. RÉSULTATS DE L'ÉTUDE DE SENSIBILITÉ DES PARAMÈTRES 3.1

ANNEXE 4. MATRICES DE TRANSFERT SOURCE-RÉCEPTEUR PAR SAISON 4.1

ANNEXE 5. MATRICES DES CONTRIBUTIONS SOURCE-RÉCEPTEUR PAR SAISON .. 5.1

ANNEXE 1

DÉVELOPPEMENTS MATHÉMATIQUES

ANNEXE 1.A

SOLUTION DE L'ÉQUATION TRANSCENDANTALE

$$x \tan = y$$

Définissons:

$$f(x) = x \tan x - y \tag{A.1}$$

que l'on veut nul. Une expression en série de Taylor autour de x_1, où $f(x_1) = 0$ en partant de x_0 nous donne:

$$f(x_1) = f(x_0) + (x_1 - x_0)\, f^1(x_0) = 0 \tag{A.2}$$

D'où:

$$x_1 = \frac{- f(x_0) + x_0\, f^1(x_0)}{f^1(x_0)} \tag{A.3}$$

Or,

$$f^1(x) = \tan x + \frac{x}{\cos^2 x} \tag{A.4}$$

$$x_1 = \frac{y \cos^2 x_0 + x_0^2}{\sin x_0 \cos x_0 + x_0} \tag{A.5}$$

On procède par itérations successives jusqu'à ce que $x_1 - x_0 < \varepsilon$ = critère de convergence, en remplaçant x_0 par la dernière valeur calculée x_1. Le choix de la valeur initiale est très important lorsqu'on cherche à déterminer une racine spécifique, car une mauvaise valeur initiale peut nous faire sortir hors de l'étendue désirée. Trouvons donc une solution approximative. Posons:

$$x = \delta + (n - 1)\,\Pi \tag{A.6}$$

où:

$$0 < \delta < \Pi/2 \tag{A.7}$$

$$(n - 1) < x < (n - 1/2)\,\Pi \tag{A.8}$$

Par trigonométrie nous avons:

$$\tan x = \tan (\delta + (n - 1)\,\Pi) = \tan \delta \tag{A.9}$$

Utilisons l'expansion en produits en sin δ et cos δ et n'en conservons que le premier terme:

$$\tan \delta = \frac{\sin \delta}{\cos \delta} = \frac{\delta}{\left(1 - \frac{4}{\Pi^2}\,\delta^2\right)} \tag{A.10}$$

De (A.1) en posant f(x) = 0:

$$\tan \delta = \frac{y}{x} = \frac{y}{\delta + (n - 1)\,\Pi} \tag{A.11}$$

D'où:

$$x = (n - 1)\,\Pi\,\left(1 + \frac{-1 + \left[1 + \frac{4A\,y}{(n - 1)^2\,\Pi^2}\right]^{\frac{1}{2}}}{2A}\right) \tag{A.12}$$

où:

$$A = \left(1 - \frac{4}{\Pi^2}\,y\right) \tag{A.13}$$

Lorsque n = 1 on trouve:

$$x = \left[\frac{y}{\left(1 - \frac{4}{\Pi^2}\,y\right)}\right]^{\frac{1}{2}} \tag{A.14}$$

ce qui correspond à la formule proposée par Scriven et Fisher (1975).

ANNEXE 1.B

SOLUTION DE L'ÉQUATION LOG-LINÉAIRE

Il a été déterminé que les équations de diffusion ne sont résolues adéquatement qu'aux N-2 points de grille intérieurs. Les points de grille où sont appliqués les conditions aux frontières peuvent entraîner une création ou une destruction artificielle de masse du polluant. La grille choisie couvrira la hauteur totale de la couche limite (a) à l'intérieur des N-2 points; les points $\zeta = 0$ et $\zeta_x = N - 1$ ne seront pas considérés lors du calcul de la masse totale du polluant. L'équation de transformation est:

$$\zeta = AC \left[\frac{1}{k_0} \ln \left(\frac{z + z_0}{z_0}\right) + \frac{z}{l_0}\right] \qquad (B.1)$$

où:

ζ = ordonnée log-linéaire;
AC, l_0 = constantes à déterminer selon la grille;
k_0 = constante de von Karman = 0,4;
z_0 = hauteur de rugosité ≈ 1 cm;
z = ordonnée linéaire.

Nous allons appliquer cette équation à trois points:

$$z\ (\zeta = \frac{1}{2}),\ z\ (\zeta = \zeta_x - \frac{1}{2})\ \text{et}\ z_H\ (\zeta = H)$$

où:

z_H = hauteur de la source;

H = ordonnée ζ à la hauteur de la source;

$z\ (\zeta = \zeta_x - \frac{1}{2}) - z\ (\zeta = \frac{1}{2}) = a$, l'épaisseur de la couche limite.

On désire donc que la source soit située exactement à un point de grille et que la couche limite soit comprise entre les 2 demi-points de grille extrêmes. La valeur de $\beta = z\ (\zeta = \frac{1}{2})$ ne peut se trouver que par itération. Si on suppose qu'à une valeur itérative de $z\ (\zeta)$, il existe un résidu f qui tendra vers zéro, alors (B.1) devient:

$$f = AC\ [\frac{1}{k_0} \ln\ (\frac{\beta + z_0}{z_0}) + \frac{\beta}{l_0}] - \zeta \qquad \text{(B.2)}$$

L'application de ces formules aux trois points nous fournit, en supposant des valeurs de $f = 0$ aux points extrêmes:

$$\frac{1}{2} = AC\ [\frac{1}{k_0} \ln\ (\frac{\beta + z_0}{z_0}) + \frac{\beta}{l_0}] \qquad \text{(B.3)}$$

$$f = AC \left[\frac{1}{k_0} \ln \left(\frac{\beta + z_0 + a}{z_0}\right) + \left(\frac{\beta + a}{l_0}\right)\right] - \left(\zeta_x - \frac{1}{2}\right) \tag{B.4}$$

$$H = AC \left[\frac{1}{k_0} \ln \left(\frac{z_H + z_0}{z_0}\right) + \frac{z_H}{l_0}\right] \tag{B.5}$$

Trouvons la valeur de l_0 à partir de (B.5):

$$l_0 = \frac{z_H}{\frac{H}{AC} - \frac{1}{k_0} \ln \left(\frac{z_H + z_0}{z_0}\right)} \tag{B.6}$$

Substituant dans (B.3) et (B.4):

$$\frac{1}{2} = AC \left[\frac{1}{k_0} \left(\ln \left(\frac{\beta + z_0}{z_0}\right) - \frac{\beta}{z_H} \ln \left(\frac{z_H + z_0}{z_0}\right)\right) + \frac{\beta}{AC} \frac{H}{z_H}\right] \tag{B.7}$$

$$f = AC \left[\frac{1}{k_0} \left(\ln \left(\frac{\beta + a + z_0}{z_0}\right) - \frac{(\beta + a)}{z_H} \ln \left(\frac{z_H + z_0}{z_0}\right)\right)\right.$$

$$\left. + \frac{H}{z_H} \left(\frac{\beta + a}{AC}\right)\right] - \left(\zeta_x - \frac{1}{2}\right) \tag{B.8}$$

De (B.7) on isole la valeur AC:

$$AC = \frac{k_0 \left(\frac{1}{2} - \frac{\beta H}{z_H}\right)}{\ln\left(\frac{\beta + z_0}{z_0}\right) - \frac{\beta}{z_H} \ln\left(\frac{z_H + z_0}{z_0}\right)} \qquad (B.9)$$

Substituant dans (B.8) et simplifiant:

$$f = \frac{(\beta + a) H}{z_H} - \left(\zeta_x - \frac{1}{2}\right) + \left(\frac{1}{2} - \frac{\beta H}{z_H}\right) x$$

$$\left[\frac{\ln\left(\frac{a + \beta + z_0}{z_0}\right) - \left(\frac{a + \beta}{z_H}\right) \ln\left(1 + \frac{z_H}{z_0}\right)}{\ln\left(1 + \frac{\beta}{z_0}\right) - \frac{\beta}{z_H} \ln\left(1 + \frac{z_H}{z_0}\right)}\right] \qquad (B.10)$$

L'expansion de f en série de Taylor, autour du point β_i où i représente la ième itération, nous fournit:

$$f(\beta_{i+1}) = 0 = f(\beta_i) + (\beta_{i+1} - \beta_i) \frac{\partial f}{\partial \beta} \qquad (B.11)$$

D'où:

$$\beta_{i+1} = \beta_i - \frac{f}{\frac{\partial f}{\partial \beta}} \qquad \text{(B.12)}$$

La dérivée de f s'obtient de (B.10):

$$\frac{\partial f}{\partial \beta} = -\left(\frac{1}{2} - \frac{\beta H}{z_H}\right)\left[\frac{\ln\left(\frac{a+\beta+z_0}{z_0}\right) - \left(\frac{a+\beta}{z_H}\right)\ln\left(1+\frac{z_H}{z_0}\right)}{\ln\left(1+\frac{\beta}{z_0}\right) - \frac{\beta}{z_H}\ln\left(1+\frac{z_H}{z_0}\right)}\right)^2$$

$$\times\left(\frac{1}{\beta+z_0} - \frac{1}{z_H}\ln\left(1+\frac{z_H}{z_0}\right)\right) - \left(\frac{\frac{1}{\beta+z_0+a} - \frac{1}{z_H}\ln\left(1+\frac{z_H}{z_0}\right)}{\ln\left(1+\frac{\beta}{z_0}\right) - \frac{\beta}{z_H}\ln\left(1+\frac{z_H}{z_0}\right)}\right)$$

$$-\frac{H}{z_H}\left(\frac{\ln\left(\frac{a+\beta+z_0}{z_0}\right) - \frac{(a+\beta)}{z_H}\ln\left(1+\frac{z_H}{z_0}\right)}{\ln\left(1+\frac{\beta}{z_0}\right) - \frac{\beta}{z_H}\ln\left(1+\frac{z_H}{z_0}\right)}\right)\Bigg] + \frac{H}{z_H} \qquad \text{(B.13)}$$

La convergence est atteinte lorsque:

$$\left| \beta_{i+1} - \beta_i \right| \leqslant \varepsilon$$

où ε = critère de convergence.

ANNEXE 1.C

QUELQUES PROPRIÉTÉS DES CHAÎNES DE MARKOV SIMPLES À DEUX ÉTATS

Le processus markovien suppose qu'un état donné ne dépend que de l'état précédent. Supposons que nous n'avons que deux états 1 et 2. Soit α la probabilité de transition de l'état 1 à l'état 2. La probabilité de rester dans l'état 1 est donc $(1 - \alpha)$. On peut combiner des probabilités indépendantes les unes des autres en les multipliant. Soit $P_1(k)$ la probabilité d'avoir une séquence d'exactement k périodes consécutives à l'état 1.

$P_1(k)$ = ((k - 1) x probabilité de rester dans 1)

x (probabilité de passer de 1 à 2)

$$P_1(k) = \alpha\,(1 - \alpha)^{k-1} \tag{C.1}$$

Maintenant calculons $\bar{t}_1$ la longueur moyenne des séquences dans l'état 1. Par définition de la moyenne arithmétique,

$$\bar{t}_1 = \bar{k} = \frac{\sum_{k=1}^{\infty} k\,P_1(k)}{\sum_{k=1}^{\infty} P_1(k)} = \frac{\sum_{k=1}^{\infty} k\,\alpha\,(1 - \alpha)^{k-1}}{\sum_{k=1}^{\infty} \alpha\,(1 - \alpha)^{k-1}} \tag{C.2}$$

Les formules sur la somme des séries géométriques sont élaborées dans l'annexe B et donnent:

$$\bar{t}_1 = \frac{1}{\frac{\alpha}{1}} = \frac{1}{\alpha} \qquad (C.3)$$

Le paramètre α représente donc l'inverse de la longueur moyenne des séquences dans l'état 1. Similairement soit β la probabilité de transition de l'état 2 à l'état 1. Soit $P_2(k)$ la probabilité d'avoir une séquence d'exactement k périodes consécutives dans l'état 2:

$$P_2(k) = \beta\ (1 - \beta)^{k-1} \qquad (C.4)$$

Calculant $\bar{t}_2$ la longueur moyenne des séquences 2 nous avons:

$$\bar{t}_2 = \frac{1}{\beta} \qquad (C.5)$$

La longueur moyenne d'un cycle sec-humide est donc:

$$\bar{t} = \bar{t}_1 + \bar{t}_2 = \frac{1}{\alpha} + \frac{1}{\beta} \qquad (C.6)$$

ANNEXE 1.D

FORMULES SUR LES SÉRIES GÉOMÉTRIQUES

Soit la série géométrique suivante:

$$r^{m_1-1},\ r^{k-1},\ \ldots,\ r^{m_2-1} \tag{D.1}$$

où

r = facteur commun entre les termes de la série géométrique sujet à la restriction $r < 1$;
m_1 = indice de départ de la somme sur k;
m_2 = indice de fin de la somme sur k.

Sommant la série géométrique nous avons:

$$\sum_{k=m_1}^{m_2} r^{k-1} = r^{m_1-1} + \ldots + r^{k-1} + \ldots + r^{m_2-1} \tag{D.2}$$

Multipliant (2) par (r):

$$r \sum_{k=m_1}^{m_2} r^{k-1} = r^{m_1} + \ldots + r^{k} + \ldots + r^{m_2} \tag{D.3}$$

Soustrayant (3) de (2):

$$(1 - r) \sum_{k=m_1}^{m_2} r^{k-1} = r^{m_1-1} - r^{m_2} \tag{D.4}$$

D'où:

$$\sum_{k=m_1}^{m_2} r^{k-1} = \frac{r^{m_1-1} - r^{m_2}}{(1 - r)} \tag{D.5}$$

Cas particulier: $r = (1 - \alpha)$

$$\sum_{k=m_1}^{m_2} (1 - \alpha)^{k-1} = \frac{(1 - \alpha)^{m_1-1} - (1 - \alpha)^{m_2}}{\alpha} \tag{D.6}$$

Cas limites:

a) $m_1 = 1$, $m_2 = m_{r_1}$

$$\sum_{k=1}^{m_{r_1}} (1 - \alpha)^{k-1} = \frac{1 - (1 - \alpha)^{m_{r_1}}}{\alpha} \tag{D.7}$$

b) $m_1 = m_{r_1} + 1$, $m_2 = \infty$

$$\sum_{k=m_{r_1}+1}^{m_{r_1}} (1 - \alpha)^{k-1} = \frac{(1 - \alpha)^{m_{r_1}}}{\alpha} \tag{D.8}$$

Il y a une deuxième somme intéressante à calculer:

$$\sum_{k=m_1}^{m_2} k\, r^{k-1} = m_1 r^{m_1-1} + \ldots\, k\, r^{k-1} \ldots + m_2 r^{m_2-1} \tag{D.9}$$

On peut séparer cette somme de la façon suivante:

$$\sum_{k=m_1}^{m_2} k\, r^{k-1} = (m_1 - 1) \sum_{k=m_1}^{m_2} r^{k-1}$$

$$+ \sum_{k=m_1}^{m_2} r^{k-1} + \sum_{k=m_1+1}^{m_2} r^{k-1} + \ldots + \sum_{k_1=m_2}^{m_2} r^{k-1} \tag{D.10}$$

Appliquant la formule (D.5):

$$\sum_{k=m_1}^{m_2} k\, r^{k-1} = \frac{(m_1 - 1)\,(r^{m_1-1} - r^{m_2})}{(1 - r)}$$

$$+ \frac{1}{(1 - r)} \left[r^{m_1-1} - r^{m_2} + r^{m_1} - r^{m_2} + \ldots + r^{m_2-1} - r^{m_2}\right] \tag{D.11}$$

$$= \frac{m_1 - 1}{(1 - r)} \left(r^{m_1 - 1} - r^{m_2} \right)$$

$$+ \frac{1}{(1 - r)} \left[\sum_{k=m_1}^{m_2} r^{k-1} - (m_2 - m_1)\, r^{m_2} \right]$$

$$= \frac{(m_1 - 1)}{(1 - r)} \left(r^{m_1 - 1} - r^{m_2} \right)$$

$$+ \frac{1}{(1 - r)} \left[\frac{r^{m_1 - 1} - r^{m_2}}{(1 - r)} - (m_2 - m_1)\, r^{m_2} \right]$$

$$\sum_{k=m_1}^{m_2} k\, r^{k-1} = \frac{1}{(1 - r)} \left[\frac{r^{m_1 - 1} - r^{m_2}}{(1 - r)} - (m_2\, r^{m_2} - (m_1 - 1)\, r^{m_1 - 1} \right] \qquad \text{(D.12)}$$

Cas particulier: $r = (1 - \alpha)$

$$\sum_{k=m_1}^{m_2} k\, (1 - \alpha)^{k-1} = \frac{1}{\alpha} \left[\frac{(1 - \alpha)^{m_1 - 1} - (1 - \alpha)^{m_2}}{\alpha} - (m_2\, (1 - \alpha)^{m_2} \right.$$

$$\left. - (m_1 - 1)\, (1 - \alpha)^{m_1 - 1} \right] \qquad \text{(D.13)}$$

Cas limites:

a) $m_1 = 1,\ m_2 = m_{r_1}$

$$\sum_{k=1}^{m_{r_1}} k\,(1-\alpha)^{k-1} = \frac{1}{\alpha}\left[\frac{1-(1-\alpha)^{m_{r_1}}}{\alpha} - (m_{r_1}\,(1-\alpha)^{m_{r_1}}\right] \qquad \text{(D.14)}$$

b) $m_1 = m_{r_1} + 1,\ m_2 = \infty$

$$\sum_{k=m_{r_1}}^{\infty} k\,(1-\alpha)^{k-1} = \frac{1}{\alpha}\left[\frac{(1-\alpha)^{m_{r_1}}}{\alpha} + (m_{r_1})\,(1-\alpha)^{m_{r_1}}\right] \qquad \text{(D.15)}$$

ANNEXE 1.E

PROPRIÉTÉS DE LA DOUBLE CHAÎNE DE MARKOV À DEUX ÉTATS

E.1 Calcul des longueurs moyennes

Calculons la longueur moyenne de séquence $\bar{k}$ entre m_1 et m_2 dans l'hypothèse d'une double chaîne de Markov.

$$\bar{k} = \frac{N_1 \sum_{k=m_1}^{m_2} k \left(A \ \alpha (1 - \alpha)^{k-1} + B \ \beta (1 - \beta)^{k-1}\right)}{N_1 \sum_{k=m_1}^{m_2} \left(A \ \alpha (1 - \alpha)^{k-1} + B \ \beta (1 - \beta)^{k-1}\right.} \qquad (E.1)$$

Utilisant les équations que nous avons dérivées dans l'annexe B pour les séries géométriques nous obtenons:

$$\bar{k} = \{A \left[\left((1 - \alpha)^{m_1-1} - (1 - \alpha)^{m_2}\right) / \alpha - \left(m_2 (1 - \alpha)^{m_2}\right.\right.$$

$$\left. - (m_1 - 1) (1 - \alpha)^{m_1-1}\right)\right] + B \left[\left((1 - \beta)^{m_1-1} - (1 - \beta)^{m_2}\right) / \beta\right.$$

$$\left. - \left(m_2 (1 - \beta)^{m_2} - (m_1 - 1) (1 - \beta)^{m_1-1}\right)\right]\}$$

$$\div \{A \left[(1 - \alpha)^{m_1-1} - (1 - \alpha)^{m_2}\right] + B \left[(1 - \beta)^{m_1-1} - (1 - \beta)^{m_2}\right]\} \qquad (E.2)$$

Examinons deux cas spéciaux:

a) Cas où $m_1 = 1$

$$\underline{m}_2 = m_{r_1}$$

$$\underline{k} = m_1$$

Alors (E.2) devient:

$$\underline{m}_1 = \{A\,[(1 - (1 - \alpha)^{m_{r_1}}) / \alpha - m_{r_1}\,(1 - \alpha)^{m_{r_1}}]$$

$$+ B\,[(1 - (1 - \beta)^{m_{r_1}}) / \beta - m_{r_1}\,(1 - \beta)^{m_{r_1}}]\}$$

$$\div \{A\,[1 - (1 - \alpha)^{m_{r_1}}] + B\,[1 - (1 - \beta)^{m_{r_1}}]\} \qquad \text{(E.3)}$$

b) Cas où $m_1 = m_{r_1} + 1$

$$\underline{m}_2 = \infty$$

$$\underline{k} = \underline{M}_1$$

Dans ce cas (E.2) devient:

$$\underline{M} = \{A\,[(1 - \alpha)^{m_{r_1}} / \alpha + (m_{r_1}\,(1 - \alpha)^{m_{r_1}})]$$

$$+ B \left[(1 - \beta)^{m_{r_1}} / \beta + (m_{r_1} (1 - \beta)^{m_{r_1}})\right]\}$$

$$\div \{A (1 - \alpha)^{m_{r_1}} + B (1 - \beta)^{m_{r_1}}\} \qquad (E.4)$$

Calculons N_{r_1} le nombre de séquences entre $m_{r_1} + 1$ et ∞:

$$N_{r_1} = N_1 \sum_{k=m_{r_1}+1}^{\infty} (A \alpha (1 - \alpha)^{k-1} + B \beta (1 - \beta)^{k-1}) \qquad (E.5)$$

$$N_{r_1} = N_1 \left[A (1 - \alpha)^{m_{r_1}} + B (1- \beta)^{m_{r_1}}\right] \qquad (E.6)$$

Rappelons (1):

$$A + B = 1$$

D'où:

$$A = 1 - B \qquad (E.7)$$

Utilisons cette expression dans (E.6):

$$\frac{N_{r_1}}{N_1} = \left[(1 - B) (1 - \alpha)^{m_{r_1}} + B (1- \beta)^{m_{r_1}}\right] \qquad (E.8)$$

D'où:

$$B = \frac{\frac{N_{r_1}}{N_1} - (1- \alpha)^{m_{r_1}}}{(1 - \beta)^{m_{r_1}} - (1- \alpha)^{m_{r_1}}} \qquad (E.9)$$

Remplaçant dans (E.7) on a:

$$A = \frac{(1 - \beta)^{m_{r_1}} - \frac{N_{r_1}}{N_1}}{(1 - \beta)^{m_{r_1}} - (1 - \alpha)^{m_{r_1}}} \qquad (E.10)$$

Utilisons (E.9) et (E.10) dans (E.3). Ceci devient après quelques simples manipulations,

$$\bar{m} = (((1- \beta)^{m_{r_1}} - \frac{N_{r_1}}{N_1}) (\frac{1}{\alpha} - (m_{r_1} + \frac{1}{\alpha}) (1- \alpha)^{m_{r_1}})$$

$$+ \frac{N_{r_1}}{N_1} - (1 - \alpha)^{m_{r_1}}) (\frac{1}{\beta} - (m_{r_1} + \frac{1}{\beta}) (1 - \beta)^{m_{r_1}}))$$

$$\div (((1 - \beta)^{m_{r_1}} - (1 - \alpha)^{m_{r_1}}) (1 - \frac{N_{r_1}}{N_1}) \qquad (E.11)$$

Similairement (E.4) devient:

$$\bar{M}_1 = (((1 - \beta)^{m_{r_1}} - \frac{N_{r_1}}{N_1})\ (1 - \alpha)^{m_{r_1}}\ (\frac{1}{\alpha} + m_{r_1})$$

$$+ (\frac{N_{r_1}}{N_1} - (1 - \alpha)^{m_{r_1}})\ (1 - \beta)^{m_{r_1}}\ (\frac{1}{\beta} + m_{r_1})$$

$$\div (\frac{N_{r_1}}{N_1}((1 - \beta)^{m_{r_1}} - (1 - \alpha)^{m_{r_1}})) \qquad \text{(E.12)}$$

On peut donc constater que cette méthode conserve inchangées les valeurs N_1 et N_{r_1}: c'est donc dire que le nombre de séquences est conservé de part et d'autre du point m_{r_1}. De plus, les valeurs mesurées de $\bar{m}_1$ et $\bar{M}_1$ seront utilisées dans la détermination des paramètres: c'est donc dire que la longueur moyenne des séquences est également préservée de part et d'autre du point m_{r_1}.

E.2 Longueur du cycle moyen

Trouvons maintenant la longueur $\bar{t}_1$ du cycle moyen à partir de (E.2) en utilisant $m_1 = 1$, $m_2 = \infty$.

$$\bar{t}_1 = \{A\ [(1/\alpha)] + B\ [1/\beta]\} \div \{A + B\} \qquad \text{(E.13)}$$

D'où:

$$\bar{t}_1 = A/\alpha + B/\beta \qquad \text{(E.14)}$$

Pour $\bar{t}_2$ le cycle sec moyen ne peut trouver une relation similaire:

$$\bar{t}_2 = C/\gamma + D/\delta \qquad \text{(E.15)}$$

Nous désirons maintenant combiner les cycles secs avec les cycles humides pour trouver un cycle sec-humide. La probabilité d'un cycle quelconque sec-humide de k heures humides et p heures sèches est de,

$$P(k,p) = \left[A\,\alpha\,(1-\alpha)^{k-1} + B\,\beta\,(1-\beta)^{k-1}\right]\left[C\,\gamma\,(1-\gamma)^{p-1} + D\,\delta\,(1-\delta)^{p-1}\right] \qquad \text{(E.16)}$$

Le cycle moyen est:

$$\bar{t} = \frac{\sum_{k=1}^{\infty}\sum_{p=1}^{\infty} kp\left[A\,\alpha\,(1-\alpha)^{k-1} + B\,\beta\,(1-\beta)^{k-1}\right]\left[C\,\gamma\,(1-\gamma)^{p-1} + D\,\delta\,(1-\delta)^{p-1}\right]}{\sum_{k=1}^{\infty}\sum_{p=1}^{\infty}\left[A\,\alpha\,(1-\alpha)^{k-1} + B\,\beta\,(1-\beta)^{k-1}\right]\left[C\,\gamma\,(1-\gamma)^{p-1} + D\,\delta\,(1-\delta)^{p-1}\right]}$$

Effectuant la sommation sur p d'abord:

$$\bar{t} = \frac{\sum_{k=1}^{\infty} k\left[A\,\alpha\,(1-\alpha)^{k-1} + B\,\beta\,(1-\beta)^{k-1}\right]\left[C/\gamma + D/\delta\right]}{\sum_{k=1}^{\infty}\left[A\,\alpha\,(1-\alpha)^{k-1} + B\,\beta\,(1-\beta)^{k-1}\right]\left[C + D\right]}$$

Chacun des paramètres de l'équation (E.19) représente une durée. C'est la contribution de chacun des cycles au cycle moyen. Par exemple, le paramètre (A/α) représente donc le nombre d'heures moyen pendant lesquelles nous sommes dans le cycle sec court. Si on divise cette expression par $\bar{t}$ nous avons alors la proportion du nombre d'heures représentée par le cycle sec court. La probabilité combinée d'un cycle sec avec un cycle long est égale au produit de leurs probabilités respectives. Pour un cycle humide court combiné avec un cycle sec court, la probabilité relative est égale au produit de leurs coefficients soit AC. C'est ainsi que le tableau 1 a été construit pour chacun des cycles.

Nous avons déjà démontré dans l'annexe A que la longueur moyenne des chaînes de Markov simple est l'inverse du paramètre de fréquence $(\alpha, \ldots\delta)$. Combinant les cycles courts humide et sec nous additionnons les temps moyens pour obtenir le temps moyen du cycle court humide et court sec.

$$\bar{t}\ (\alpha, \gamma) = \frac{1}{\alpha} + \frac{1}{\gamma} \qquad \text{(E.20)}$$

De même les longueurs moyennes des autres cycles sont:

$$\bar{t}\ (\alpha, \delta) = \frac{1}{\alpha} + \frac{1}{\delta} \qquad \text{(E.21)}$$

$$\bar{t}\ (\beta, \gamma) = \frac{1}{\beta} + \frac{1}{\gamma} \qquad \text{(E.22)}$$

$$\bar{t}\ (\beta, \delta) = \frac{1}{\beta} + \frac{1}{\delta} \qquad \text{(E.23)}$$

ANNEXE 1.F

SOLUTION D'UN SYSTÈME DES DEUX ÉQUATIONS TRANSCENDANTALES À DEUX INCONNUES

La série de Taylor à deux variables autour du point (α_0, β_0) nous fournit, en ne gardant que les termes du premier ordre:

$$f(\alpha,\beta) = f(\alpha_0,\beta_0) + (\alpha - \alpha_0) \left.\frac{\partial f}{\partial \alpha}\right|_{\substack{\alpha = \alpha_0 \\ \beta = \beta_0}}$$

$$+ (\beta,\beta_0) \left.\frac{\partial f}{\partial \beta}\right|_{\substack{\alpha = \alpha_0 \\ \beta = \beta_0}} \qquad (F.1)$$

Nous avons deux équations pour lesquelles on désire connaître les valeurs (α et β) telles que l'on ait simultanément:

$$f_1(\alpha,\beta) = 0 \qquad (F.2)$$

$$f_2(\alpha,\beta) = 0 \qquad (F.3)$$

On fait l'expansion de Taylor de ces deux équations autour de (α_0, β_0):

$$0 = f_1(\alpha_0,\beta_0) + (\alpha - \alpha_0) \left.\frac{\partial f_1}{\partial \alpha}\right|_{\substack{\alpha = \alpha_0 \\ \beta = \beta_0}} + (\beta - \beta_0) \left.\frac{\partial f_1}{\partial \beta}\right|_{\substack{\alpha = \alpha_0 \\ \beta = \beta_0}} \qquad (F.4)$$

$$0 = f_2(\alpha_0,\beta_0) + (\alpha - \alpha_0)\left.\frac{\partial f_2}{\partial \alpha}\right|_{\substack{\alpha=\alpha_0\\ \beta=\beta_0}} + (\beta - \beta_0)\left.\frac{\partial f_2}{\partial \beta}\right|_{\substack{\alpha=\alpha_0\\ \beta=\beta_0}} \qquad (F.5)$$

Finalement,

$$\beta = \beta_0 + \frac{f_1 \frac{\partial f_2}{\partial \alpha} - f_2 \frac{f_1}{\partial \alpha}}{-\frac{\partial f_1}{\partial \beta}\frac{\partial f_2}{\partial \alpha} + \frac{\partial f_2}{\partial \beta}\frac{\partial f_1}{\partial \alpha}} \qquad (F.6)$$

$$\alpha = \alpha_0 - \frac{(f_1 + (\beta - \beta_0)\frac{\partial f_1}{\partial \beta})}{\frac{\partial f_1}{\partial \alpha}} \qquad (F.7)$$

Si on connaît f_1, f_2 et leurs dérivées à (α_0,β_0) on peut alors estimer α et β. Utilisant (F.3) et (F.4) et posant:

$$f_1 = (((1-\beta)^{m_{r_1}} - \frac{N_{r_1}}{N_1})(\frac{1}{\alpha} - (m_{r_1} + \frac{1}{\alpha})(1 - \alpha)^{m_{r_1}})$$

$$+ (\frac{N_{r_1}}{N_1} - (1 - \alpha)^{m_{r_1}})(\frac{1}{\beta} - (m_{r_1} + \frac{1}{\beta})(1 - \beta)^{m_{r_1}}))$$

$$\div (((1 - \beta)^{m_{r_1}} - (1 - \alpha)^{m_{r_1}}) (1 - \frac{N_{r_1}}{N_1})) - \overline{m}_1 \qquad \text{(F.8)}$$

$$f_2 = (((1 - \beta)^{m_{r_1}} - \frac{N_{r_1}}{N_1}) (1 - \alpha)^{m_{r_1}} (\frac{1}{\alpha} + m_{r_1})$$

$$+ \frac{N_{r_1}}{N_1} - (1 - \alpha)^{m_{r_1}}) (1 - \beta)^{m_{r_1}} (\frac{1}{\beta} + m_{r_1}))$$

$$\div (\frac{N_{r_1}}{N_1} ((1 - \beta)^{m_{r_1}} - (1 - \alpha)^{m_{r_1}})) - \overline{M}_1 \qquad \text{(F.9)}$$

$$\frac{\partial f_1}{\partial \alpha} = (((1 - \beta)^{m_{r_1}} - \frac{N_{r_1}}{N_1}) (\frac{1}{\alpha_2} (-1 + (1 - \alpha)^{m_{r_1}}) + m_{r_1} (m_{r_1} + \frac{1}{\alpha}) (1 - \alpha)^{m_{r_1}-1})$$

$$+ m_{r_1} (1 - \alpha)^{m_{r_1}-1} (\frac{1}{\beta} - (m_{r_1} + \frac{1}{\beta}) \times (1 - \beta)^{m_{r_1}})) \div (((1 - \beta)^{m_{r_1}}$$

$$- (1 - \alpha)^{m_{r_1}}) (1 - \frac{N_{r_1}}{N_1})) - \frac{(f_1 + \overline{m}_1) m_{r_1}-1 (1 - \alpha)^{m_{r_1}-1}}{(1 - \beta)^{m_{r_1}} - (1 - \alpha)^{m_{r_1}}} \qquad \text{(F.10)}$$

$$\frac{\partial f_1}{\partial \beta} = \left(\left(\frac{N_{r_1}}{N_1} - (1 - \alpha)^{m_{r_1}}\right) \left(\frac{1}{\beta_2}\left(-1 + (1 - \beta)^{m_{r_1}}\right) + m_{r_1}\left(m_{r_1} + \frac{1}{\beta}\right)\right.\right.$$

$$\left.\left. \times (1 - \beta)^{m_{r_1}-1}\right) - m_{r_1}(1 - \beta)^{m_{r_1}-1}\left(\frac{1}{\alpha} - \left(m_{r_1} + \frac{1}{\alpha}\right)(1 - \alpha)^{m_{r_1}}\right)\right)$$

$$\div \left(\left((1 - \beta)^{m_{r_1}} - (1 - \alpha)^{m_{r_1}}\right)\left(1 - \frac{N_{r_1}}{N_1}\right)\right) + \frac{(f_1 + \bar{m}_1)\, m_{r_1}(1 - \beta)^{m_{r_1}}}{\left((1 - \beta)^{m_{r_1}} - (1 - \alpha)^{m_{r_1}}\right)} \quad \text{(F.11)}$$

$$\frac{\partial f_2}{\partial \alpha} = \left(\left((1 - \beta)^{m_{r_1}} - \frac{N_{r_1}}{N_1}\right)\left(-m_{r_1}(1 - \alpha)^{m_{r_1}-1}\left(\frac{1}{\alpha} + m_{r_1}\right)\right.\right.$$

$$\left.\left. - \frac{1}{\alpha^2}(1 - \alpha)^{m_{r_1}}\right) + m_{r_1}(1 - \alpha)^{m_{r_1}-1}(1 - \beta)^{m_{r_1}}\left(\frac{1}{\beta} + m_{r_1}\right)\right)$$

$$\div \left(\frac{N_{r_1}}{N_1}\left((1 - \beta)^{m_{r_1}} - (1 - \alpha)^{m_{r_1}}\right)\right) - \frac{(f_2 + \bar{M}_1)\, m_{r_1}(1 - \alpha)^{m_{r_1}-1}}{\left((1 - \beta)^{m_{r_1}} - (1 - \alpha)^{m_{r_1}}\right)} \quad \text{(F.12)}$$

$$\frac{\partial f_2}{\partial \beta} = - \left(\left(m_{r_1} (1 - \beta)^{m_{r_1} - 1} (1 - \alpha)^{m_{r_1}} \left(\frac{1}{\alpha} + m_{r_1} \right) \right. \right.$$

$$+ \left(\frac{N_{r_1}}{N_1} - (1 - \alpha)^{m_{r_1}} \right) \left(m_{r_1} (1 - \beta)^{m_{r_1} - 1} \left(\frac{1}{\beta} + m_{r_1} \right) \right.$$

$$\left. \left. + \frac{1}{\beta^2} (1 - \beta)^{m_{r_1}} \right) \right) \div \left(\frac{N_{r_1}}{N_1} \left((1 - \beta)^{m_{r_1}} - (1 - \alpha)^{m_{r_1}} \right) \right) \Bigg)$$

$$+ \frac{(f_2 + \bar{M}_1) \, m_{r_1} (1 - \beta)^{m_{r_1} - 1}}{(1 - \beta)^{m_{r_1}} - (1 - \alpha)^{m_{r_1}}} \qquad \text{(F.13)}$$

On débute avec une valeur initiale pour α_0 et β_0. On évalue ensuite f_1, f_2 et leurs dérivées à ce point à partir des équations (F.8) à (F.13). On calcule ensuite les nouvelles valeurs de α et β à partir de (F.6) et (F.7). On peut continuer ce processus jusqu'à ce que l'on ait atteint la précision désirée.

ANNEXE 2

PARAMÈTRES MOYENS DE CHAQUE COUPLE SOURCE-RÉCEPTEUR

TABLEAU 2.1 VALEUR DU PARAMETRE FTETA. SAISON: HIVER 1980

REGIONS RECEPTRICES

SOURCE		1 NEO	2 CEO	3 SWO	4 SEO	5 SUD	6 SBJ	7 PBL	8 NQB	9 OTT	10 ABI	11 NIT	12 CHI	13 LSJ
1	ABI	0.40	0.61	0.55	0.80	0.71	0.69	0.66	0.65	1.22	1.00	1.01	1.59	2.12
2	CQB	0.33	0.49	0.49	0.93	0.19	0.77	0.42	0.66	1.03	1.13	0.99	1.82	2.24
3	NQB	0.08	0.18	0.20	0.19	0.35	0.24	0.22	1.00	0.20	0.10	1.22	1.40	1.12
10	NMN	1.11	0.94	0.64	0.59	0.30	0.82	1.95	1.25	0.39	0.68	1.33	0.93	0.66
11	SMN	1.05	1.00	1.28	1.15	0.46	1.41	1.41	0.84	0.61	0.81	0.85	1.41	1.12
12	NWO	1.48	1.66	1.42	1.11	0.59	2.12	1.54	0.98	0.70	2.15	1.29	1.56	2.92
13	NEO	0.82	1.00	1.48	2.24	1.31	1.29	0.91	0.67	1.45	1.67	1.38	1.62	1.97
14	SUD	0.71	0.49	1.21	1.86	0.97	0.97	0.79	0.70	2.13	1.48	1.13	1.38	1.97
15	SWO	1.03	0.64	1.00	1.85	0.65	0.78	0.72	0.63	1.41	1.29	1.01	1.42	1.67
16	SEO	0.58	0.31	0.32	0.35	0.28	0.88	0.64	0.13	0.50	0.66	0.40	1.05	1.42
17	SLV	0.17	0.10	0.19	0.36	0.18	0.48	0.49	0.25	0.44	0.31	0.58	0.67	0.81
18	NDA	0.59	0.47	0.92	1.68	0.80	0.88	0.81	0.75	1.43	1.20	1.14	1.48	2.39
19	GBY	0.05	0.0	0.0	0.22	0.0	0.30	0.21	0.21	0.64	0.39	0.24	0.32	0.51
20	NBK	0.0	0.0	0.0	0.0	0.0	0.0	0.0	0.08	0.0	0.0	0.03	0.13	0.45
21	NSP	0.0	0.0	0.0	0.0	0.0	0.0	0.0	0.0	0.0	0.0	0.0	0.04	0.48
22	NFL	0.0	0.0	0.0	0.0	0.0	0.0	0.0	0.06	0.0	0.0	0.0	0.26	0.22
50	OHO	1.17	1.12	1.51	1.73	1.53	1.30	1.08	0.53	1.50	1.44	1.05	1.05	1.49
51	ILL	1.28	1.21	2.17	2.60	2.14	1.53	0.83	0.24	2.76	2.20	0.87	1.95	2.57
52	PEN	0.68	0.45	0.52	1.29	1.25	1.37	0.47	0.62	1.49	1.51	0.86	1.38	1.71
53	IND	1.29	1.45	2.30	2.60	1.28	1.51	0.79	0.17	2.36	1.82	0.79	1.33	2.09
54	KEN	1.10	1.00	2.24	2.34	1.79	1.54	0.94	0.05	1.68	2.11	0.53	1.00	1.41
55	MCH	1.28	1.28	1.87	2.10	1.59	1.35	1.23	0.52	2.13	1.76	0.90	1.29	1.74
56	TEN	0.80	0.77	2.71	2.50	1.82	1.31	1.03	0.05	2.33	1.79	0.29	0.95	1.28
57	MSU	0.68	1.28	2.92	3.00	2.49	0.78	0.30	0.09	2.72	2.17	0.50	1.76	2.68
58	WVR	0.25	0.14	0.76	1.81	0.52	1.58	0.72	0.49	1.80	1.78	1.02	1.48	1.66
59	NYK	0.0	0.0	0.07	0.32	0.0	0.19	0.11	0.27	0.23	0.15	0.26	0.42	0.76
60	ALA	0.81	1.12	2.66	2.28	2.89	1.11	1.05	0.05	1.66	1.85	0.32	0.49	1.06
61	WI	1.44	1.49	1.99	2.22	2.23	1.54	0.94	0.55	2.18	2.02	1.19	1.85	2.14
62	IA	1.34	1.88	2.25	2.65	2.47	1.86	0.94	0.51	2.63	2.60	0.98	1.70	2.14
63	MIN	1.61	1.67	1.63	2.18	1.47	1.94	1.24	0.86	2.39	1.49	1.29	1.44	2.09
64	VA	0.0	0.0	0.41	0.83	0.0	0.0	0.34	0.32	0.93	0.60	0.89	1.11	1.23
65	NC	0.08	0.12	0.52	1.08	0.0	0.25	0.29	0.31	1.07	0.39	0.42	0.32	0.56
66	NH	0.0	0.0	0.06	0.16	0.0	0.16	0.0	0.14	0.18	0.05	0.38	0.36	0.45
67	GA	0.18	0.24	2.30	1.95	0.59	0.57	0.41	0.33	2.15	1.34	0.81	0.63	0.64
68	SC	0.18	0.22	1.15	1.33	0.22	0.19	0.0	0.22	0.32	0.31	0.32	0.37	0.26
69	MD	0.0	0.0	0.26	0.70	0.0	0.0	0.08	0.29	0.48	0.37	0.81	1.09	1.19
70	DE	0.0	0.0	0.10	0.52	0.0	0.0	0.0	0.29	0.42	0.28	0.58	0.68	0.88
71	NJ	0.0	0.0	0.05	0.40	0.0	0.0	0.0	0.26	0.34	0.19	0.36	0.46	0.82
72	DC	0.0	0.0	0.26	0.79	0.0	0.20	0.23	0.30	0.62	0.48	0.82	1.22	1.10
73	AR	0.52	1.37	2.66	2.80	1.68	0.58	0.0	0.06	1.75	1.71	0.26	1.40	1.81
74	LA	0.77	1.53	3.19	1.98	2.60	1.27	0.90	0.06	0.97	1.18	0.20	0.72	0.49
75	MS	0.84	1.85	2.89	2.19	2.96	0.91	0.60	0.06	2.06	2.02	0.09	0.09	1.28
76	MA	0.0	0.0	0.0	0.13	0.0	0.0	0.0	0.20	0.05	0.0	0.18	0.18	0.22
77	CT	0.0	0.0	0.0	0.23	0.0	0.0	0.0	0.24	0.09	0.0	0.18	0.18	0.28
78	RI	0.0	0.0	0.0	0.13	0.0	0.0	0.0	0.20	0.05	0.0	0.18	0.18	0.22
79	ME	0.0	0.0	0.0	0.13	0.0	0.04	0.0	0.11	0.0	0.0	0.10	0.21	0.29
80	VT	0.08	0.07	0.07	0.21	0.0	0.30	0.41	0.17	0.26	0.14	0.45	0.54	0.73

056/86-Mai-21
Ministère des Communications

TABLEAU 2.1 (suite) VALEUR DU PARAMETRE FTETA. SAISON: HIVER 1980

REGIONS RECEPTRICES

SOURCE		14 GP	15 MTL	16 NB	17 NE	18 ANT	19 TN	20 WNY	21 ENY	22 SNA	23 NNA	24 NDA	25 LAB
1	ABI	2.17	2.67	3.35	3.59	1.67	1.33	0.80	2.15	2.47	3.07	0.47	1.14
2	CQB	2.46	1.56	1.96	2.35	2.26	2.98	1.13	1.38	0.44	1.15	0.97	1.71
3	NQB	1.04	0.79	0.61	0.76	1.40	1.57	0.18	0.36	0.10	0.31	0.0	2.41
10	NMN	1.00	0.58	0.63	0.74	0.37	0.70	0.38	0.44	0.34	0.64	0.22	1.49
11	SMN	0.82	0.98	0.56	0.62	1.01	0.44	0.65	0.84	0.67	0.73	0.34	1.01
12	NWO	0.60	1.45	2.12	1.88	0.90	0.70	0.94	0.79	0.71	1.42	0.81	0.87
13	NEO	1.27	2.68	2.66	2.42	0.93	1.02	1.00	1.96	1.98	2.58	1.55	1.03
14	SUD	1.59	2.39	2.96	2.75	1.95	1.55	1.11	2.02	2.41	2.87	1.06	1.32
15	SWO	1.38	2.37	2.54	2.92	1.63	1.88	2.20	2.65	2.81	3.01	0.84	1.14
16	SEO	1.69	0.97	2.46	2.75	2.21	2.54	0.56	1.84	2.67	2.42	0.53	0.92
17	SLV	1.69	1.00	2.17	2.47	2.00	2.81	0.47	0.67	1.13	2.18	0.19	0.76
18	NDA	1.56	2.51	3.22	3.13	1.23	1.38	1.75	1.10	1.30	3.22	0.91	1.18
19	GBY	1.00	0.44	1.43	2.26	1.43	2.21	0.0	0.54	0.92	0.76	0.0	0.76
20	NBK	0.42	0.37	0.56	1.90	0.80	1.61	0.0	0.23	0.73	0.29	0.0	0.45
21	NSP	0.38	0.04	0.33	0.98	0.30	1.67	0.0	0.09	0.46	0.50	0.0	0.29
22	NFL	0.46	0.0	0.76	0.75	0.41	1.00	0.0	0.0	0.0	0.23	0.0	0.16
50	OHO	1.52	2.58	2.86	2.90	1.24	1.58	2.23	2.47	2.23	3.09	1.62	0.62
51	ILL	2.10	2.68	1.78	2.28	2.12	1.38	2.63	2.39	2.83	2.36	1.16	0.66
52	PEN	1.69	1.94	2.24	2.49	1.68	1.82	1.00	1.79	2.13	2.34	1.63	0.90
53	IND	1.48	2.81	2.22	2.60	1.47	1.94	2.69	2.39	2.90	2.60	1.15	0.57
54	KEN	1.17	2.17	1.99	2.18	0.95	1.21	2.44	2.77	2.78	2.32	1.90	0.33
55	MCH	1.43	2.59	2.12	2.90	1.88	1.86	2.80	2.87	3.33	2.90	1.37	1.05
56	TEN	1.12	2.27	1.40	2.22	0.86	1.67	2.63	2.46	2.13	2.16	1.82	0.12
57	MSU	2.16	3.41	3.44	2.77	1.57	1.05	3.46	2.80	2.75	2.68	1.80	0.54
58	WVR	1.51	1.80	1.63	2.10	0.97	1.46	1.53	1.97	2.08	2.06	0.97	0.54
59	NYK	1.65	0.88	2.19	2.31	1.81	2.54	0.32	1.00	1.78	1.65	0.0	0.64
60	ALA	0.67	1.90	1.86	2.29	0.31	0.52	2.03	2.28	2.67	2.36	2.32	0.19
61	WI	1.53	2.56	1.48	2.16	1.36	1.13	2.29	2.71	3.10	2.92	1.74	0.93
62	IA	1.43	2.68	1.85	1.74	1.42	0.96	3.31	3.00	2.84	2.89	2.69	0.73
63	MIN	1.48	2.14	1.59	1.29	1.16	1.03	1.03	1.33	1.35	1.78	1.64	1.21
64	VA	1.24	1.33	1.22	1.41	1.10	1.38	0.51	1.33	1.25	1.36	0.0	0.69
65	NC	0.75	1.37	0.85	1.30	0.89	1.33	0.97	1.22	1.25	1.16	0.0	0.43
66	NH	1.15	0.30	1.78	2.22	1.67	2.32	0.15	0.37	0.92	0.87	0.0	0.65
67	GA	0.10	1.49	0.66	1.17	0.14	0.39	0.95	1.18	1.62	0.96	1.36	0.50
68	SC	0.39	0.94	0.60	0.65	0.38	0.63	1.13	1.30	1.14	1.13	0.0	0.36
69	MD	1.76	1.20	1.24	1.57	1.24	1.50	0.43	1.05	1.41	1.24	0.0	0.71
70	DE	1.61	0.89	1.14	1.76	1.29	1.32	0.37	0.66	1.22	1.32	0.0	0.65
71	NJ	1.93	0.93	1.43	1.81	1.62	2.03	0.32	0.51	1.40	1.20	0.0	0.62
72	DC	1.60	1.37	1.31	1.65	1.20	1.18	0.40	1.18	1.47	1.35	0.0	0.73
73	AR	1.79	2.90	2.10	1.83	0.71	1.89	2.71	2.01	1.31	2.49	1.50	0.0
74	LA	0.58	1.18	0.99	0.87	0.76	0.16	1.37	1.05	1.13	0.94	0.53	0.23
75	MS	0.41	2.75	1.74	1.96	0.34	0.56	2.64	2.72	1.85	2.44	2.28	0.14
76	MA	0.77	0.34	1.42	1.82	1.27	2.29	0.12	0.21	0.98	0.82	0.0	0.63
77	CT	1.29	0.47	1.72	2.01	1.22	2.52	0.27	0.25	0.68	1.10	0.0	0.59
78	RI	0.77	0.34	1.42	1.82	1.27	2.29	0.12	0.21	0.98	0.82	0.0	0.63
79	ME	0.88	0.24	1.32	2.10	1.21	2.02	0.13	0.28	0.60	0.96	0.0	0.59
80	VT	1.60	0.59	2.12	2.37	1.78	2.49	0.34	0.40	1.93	1.74	0.15	0.82

056/84-Mai-21
Ministère des Communications

TABLEAU 2.2 VALEUR DU PARAMETRE TEMPS DE PARCOURS (H). SAISON: HIVER 1980

REGIONS RECEPTRICES

SOURCE		1 NEO	2 CEO	3 SWO	4 SEO	5 SUD	6 SBJ	7 PBL	8 NQB	9 OTT	10 ABI	11 NIT	12 CHI	13 LSJ
1	ABI	34.21	37.07	44.33	25.23	28.63	21.31	30.99	44.62	19.31	6.50	30.53	27.05	20.61
2	CQB	46.20	49.31	62.69	49.40	45.50	26.43	18.01	30.76	43.43	36.01	5.99	13.94	22.25
3	NQB	61.25	68.50	86.67	72.00	66.00	36.58	54.06	8.52	64.75	47.75	25.27	35.78	37.30
10	NMN	47.61	59.02	75.94	65.75	55.97	53.48	54.90	55.56	59.94	55.74	54.46	56.46	64.16
11	SMN	57.26	54.62	53.50	59.70	45.56	68.29	54.69	65.67	58.13	61.89	60.00	69.36	67.88
12	NWO	39.07	32.58	46.84	51.38	47.17	52.75	48.10	59.38	47.32	43.55	48.28	55.63	50.46
13	NEO	17.61	8.43	30.46	36.45	23.63	29.23	36.62	50.01	47.35	33.22	41.47	35.62	40.19
14	SUD	26.73	13.76	19.37	13.13	2.09	27.51	34.55	49.14	20.03	18.01	37.76	30.94	32.08
15	SWO	45.22	36.30	6.60	18.84	25.32	34.92	47.25	65.43	17.53	25.47	46.69	34.91	28.54
16	SEO	48.70	55.57	28.92	21.52	54.03	37.15	32.77	30.49	32.96	39.74	30.88	31.84	28.37
17	SLV	55.50	82.33	34.83	36.88	90.00	34.53	33.48	46.35	39.57	32.45	34.48	27.62	18.07
18	NDA	27.70	25.64	38.76	23.12	31.59	22.10	31.31	46.42	16.92	8.56	34.02	26.64	30.86
19	GBY	41.50	0.0	0.0	53.17	0.0	46.51	38.00	34.40	46.61	43.05	36.29	31.68	34.52
20	NBK	0.0	0.0	0.0	0.0	0.0	0.0	0.0	24.33	0.0	0.0	38.50	58.13	42.35
21	NSP	0.0	0.0	0.0	0.0	0.0	0.0	0.0	0.0	0.0	0.0	0.0	34.50	46.14
22	NFL	0.0	0.0	0.0	0.0	0.0	0.0	0.0	29.50	0.0	0.0	0.0	25.00	28.88
50	OHO	43.45	43.27	26.08	28.32	36.44	44.94	57.38	67.11	38.65	38.34	63.98	49.62	44.96
51	ILL	51.26	35.48	28.38	32.83	30.37	61.87	70.73	60.50	31.74	42.43	56.42	52.50	45.05
52	PEN	68.50	72.44	27.76	27.72	60.00	46.92	41.36	65.72	34.61	42.42	52.87	49.57	46.62
53	IND	46.19	39.68	30.88	35.67	37.65	61.16	65.58	51.38	40.84	49.91	68.15	57.83	47.26
54	KEN	56.95	43.99	38.76	49.99	33.46	55.79	60.68	42.00	62.55	55.65	66.75	66.56	61.89
55	MCH	47.31	30.08	13.96	22.48	25.41	39.60	54.99	66.67	25.31	37.22	54.00	40.97	36.21
56	TEN	66.68	54.31	46.55	55.27	40.90	55.40	59.06	43.50	55.68	52.90	64.75	69.02	61.39
57	MSU	56.92	52.11	39.97	43.32	48.58	69.10	49.50	47.75	37.23	51.19	51.00	54.73	50.98
58	WVR	58.00	57.17	32.30	32.05	49.00	54.06	47.64	65.63	34.28	45.56	68.00	56.54	54.98
59	NYK	0.0	0.0	26.33	30.25	0.0	54.05	32.50	49.34	42.08	51.00	28.17	37.14	39.14
60	ALA	73.35	58.04	52.42	59.10	54.99	59.53	64.36	49.61	63.58	63.62	68.13	72.08	67.21
61	WI	44.71	30.56	28.10	38.51	27.09	51.40	54.67	66.53	40.14	39.28	55.41	47.36	44.07
62	IA	49.20	41.82	40.88	47.49	42.70	57.63	56.46	51.75	48.75	50.51	48.23	54.42	54.54
63	MIN	44.44	47.43	42.18	48.86	40.20	45.28	47.95	61.00	50.81	50.37	47.25	52.71	57.99
64	VA	0.0	0.0	43.67	38.67	0.0	0.0	54.88	48.24	50.46	57.64	67.98	51.97	49.42
65	NC	89.50	86.75	46.07	48.39	0.0	37.50	48.37	52.42	40.54	35.00	51.24	38.30	52.05
66	NH	0.0	0.0	29.75	22.00	0.0	51.75	0.0	33.93	23.38	38.25	33.45	31.46	38.06
67	GA	92.75	87.83	51.40	60.78	34.83	50.11	47.75	79.93	66.47	61.64	67.60	68.31	75.50
68	SC	93.00	89.17	50.77	52.55	93.50	43.00	0.0	63.78	35.50	40.50	51.00	45.00	47.75
69	MD	0.0	0.0	40.14	38.20	0.0	0.0	49.50	56.62	47.06	52.81	52.05	48.20	45.78
70	DE	0.0	0.0	34.88	40.61	0.0	0.0	0.0	48.08	46.64	49.08	49.82	45.18	41.30
71	NJ	0.0	0.0	53.00	32.15	0.0	0.0	0.0	49.12	43.43	48.00	32.60	45.73	40.84
72	DC	0.0	0.0	36.20	38.48	0.0	71.67	47.83	50.68	52.30	56.25	56.96	48.90	43.37
73	AR	66.00	55.64	50.76	51.49	42.88	75.25	0.0	49.50	60.25	59.57	63.67	76.33	63.86
74	LA	59.39	63.35	65.33	69.35	73.79	72.13	70.31	61.50	82.50	76.08	55.00	77.21	86.70
75	MS	64.79	63.83	59.99	61.81	61.03	66.33	72.08	58.50	64.87	68.88	50.50	38.50	73.90
76	MA	0.0	0.0	0.0	38.00	0.0	0.0	0.0	41.71	63.00	0.0	31.38	36.20	34.81
77	CT	0.0	0.0	0.0	28.69	0.0	0.0	0.0	47.35	35.00	0.0	31.50	21.30	28.65
78	RI	0.0	0.0	0.0	38.00	0.0	0.0	0.0	41.71	63.00	0.0	31.38	36.20	34.81
79	ME	0.0	0.0	0.0	40.25	0.0	66.50	0.0	32.23	0.0	0.0	29.17	45.30	55.31
80	VT	62.50	68.75	27.00	24.09	0.0	45.65	37.22	32.99	23.88	43.16	33.59	37.23	33.77

006/84-Mai-21

Ministère des Communications

TABLEAU 2.2 (suite) VALEUR DU PARAMETRE TEMPS DE PARCOURS (H). SAISON: HIVER 1980

REGIONS RECEPTRICES

SOURCE		14 GP	15 MTL	16 NB	17 NE	18 ANT	19 TN	20 WNY	21 ENY	22 SNA	23 NNA	24 NDA	25 LAB
1	ABI	44.64	18.43	42.48	43.38	46.96	51.46	46.07	27.40	27.41	25.48	29.77	46.45
2	CQB	29.61	34.04	32.77	39.88	40.37	48.98	67.72	53.03	42.06	31.13	44.57	40.96
3	NQB	32.24	40.65	50.84	55.02	36.94	44.31	90.75	75.83	54.19	47.76	0.0	21.79
10	NMN	61.94	68.50	74.58	76.70	62.12	83.11	74.74	72.81	76.20	72.96	49.61	64.10
11	SMN	69.23	64.21	78.15	79.59	76.06	85.25	60.21	66.25	67.20	73.13	67.08	69.94
12	NWO	48.40	49.66	56.13	65.08	52.22	59.30	52.22	60.25	61.29	61.64	46.85	59.94
13	NEO	52.05	45.86	54.66	60.39	54.70	62.34	37.43	43.86	47.26	53.19	27.81	50.51
14	SUD	40.04	29.82	47.15	56.36	52.48	57.49	26.63	29.81	36.49	43.87	13.80	57.41
15	SWO	38.45	33.17	52.41	54.89	60.72	56.70	13.66	25.97	32.75	45.11	30.36	65.43
16	SEO	35.34	7.61	38.19	44.40	48.14	54.53	33.47	9.52	14.49	21.99	48.54	47.15
17	SLV	33.87	4.78	24.42	30.81	44.53	52.83	35.50	25.79	16.13	10.40	34.50	45.13
18	NDA	37.30	26.10	49.13	48.60	49.76	53.70	33.32	32.20	33.99	33.86	2.84	53.60
19	GBY	4.54	46.68	15.82	21.31	19.94	32.45	0.0	60.75	47.82	33.13	0.0	29.20
20	NBK	45.81	43.90	5.89	11.08	35.78	35.35	0.0	45.71	42.66	32.36	0.0	43.34
21	NSP	46.48	31.50	43.02	5.00	33.42	24.91	0.0	50.00	55.57	51.90	0.0	31.46
22	NFL	35.10	0.0	39.10	28.56	27.76	3.42	0.0	0.0	0.0	67.70	0.0	31.57
50	OHO	54.24	39.37	49.69	58.47	47.52	65.69	22.72	32.18	44.04	47.29	35.42	63.60
51	ILL	55.87	48.60	62.47	69.13	66.19	65.66	41.28	48.71	57.07	60.70	41.10	56.54
52	PEN	54.16	34.79	49.46	50.71	57.48	66.30	13.05	19.62	32.24	40.09	48.08	60.34
53	IND	45.50	41.17	52.10	66.84	62.37	72.50	42.08	50.96	51.97	51.42	53.67	59.64
54	KEN	54.60	52.96	55.98	61.61	54.00	67.18	36.58	43.39	53.45	49.63	41.07	54.25
55	MCH	48.52	37.12	52.29	58.37	63.94	61.78	28.87	37.58	46.11	50.86	38.20	64.87
56	TEN	67.65	63.03	57.03	65.37	70.65	68.58	48.83	45.38	52.99	56.81	38.58	46.25
57	MSU	61.21	48.84	65.28	73.41	72.97	75.94	49.69	56.87	66.17	65.74	58.32	68.50
58	WVR	58.75	45.68	59.31	57.34	53.28	65.33	27.86	31.59	34.68	48.68	64.50	67.38
59	NYK	50.91	30.13	37.98	40.59	53.36	59.68	21.55	2.63	7.82	26.09	0.0	50.67
60	ALA	66.29	68.15	60.81	73.51	77.00	64.50	50.31	51.84	59.64	61.37	57.11	85.08
61	WI	48.60	50.97	60.95	66.22	52.12	67.92	38.54	52.39	61.45	61.31	35.66	64.78
62	IA	60.39	59.14	67.68	71.70	65.13	68.39	52.51	57.77	63.74	65.56	46.38	62.78
63	MIN	60.97	58.37	66.91	69.25	67.44	63.87	52.87	58.58	66.00	64.22	52.05	65.19
64	VA	55.19	40.73	56.48	52.13	67.45	54.18	35.90	32.66	35.54	43.26	0.0	66.37
65	NC	71.17	60.15	61.38	52.99	74.99	55.51	47.36	45.96	46.73	58.39	0.0	66.29
66	NH	46.74	30.36	28.30	34.29	47.66	52.31	29.14	18.81	4.31	13.58	0.0	49.70
67	GA	69.00	74.76	72.64	68.93	74.25	61.83	52.90	64.56	57.87	74.00	56.56	75.46
68	SC	58.75	65.92	70.75	56.67	74.50	55.58	54.33	64.18	72.28	77.48	0.0	67.92
69	MD	58.20	35.19	48.38	51.31	63.30	56.68	33.13	21.96	27.23	35.64	0.0	61.11
70	DE	53.90	33.53	51.95	52.02	60.67	51.93	34.35	23.64	26.49	35.91	0.0	62.21
71	NJ	52.35	30.48	40.41	46.27	55.73	57.14	30.53	17.57	18.26	28.82	0.0	52.67
72	DC	60.23	36.29	51.35	50.11	66.18	54.74	29.85	24.92	30.42	39.15	0.0	65.19
73	AR	67.78	57.41	62.98	75.33	77.75	84.80	59.53	63.02	73.79	61.16	54.79	0.0
74	LA	84.60	71.97	79.06	78.57	87.75	63.50	60.35	53.14	65.41	71.23	89.00	83.50
75	MS	61.63	66.18	71.16	71.94	52.25	63.38	52.02	58.68	67.74	68.06	65.25	56.13
76	MA	43.24	31.19	34.09	34.57	48.22	53.41	38.38	17.38	3.07	23.07	0.0	45.38
77	CT	44.73	26.82	40.47	38.73	50.10	57.97	26.86	12.90	4.47	22.89	0.0	44.21
78	RI	43.24	31.19	34.09	34.57	48.22	53.41	38.38	17.38	3.07	23.07	0.0	45.38
79	ME	40.49	40.92	19.90	22.33	46.44	48.88	46.83	31.69	26.94	3.48	0.0	45.42
80	VT	42.86	22.34	31.46	36.80	48.09	58.32	23.97	5.30	7.14	17.91	72.00	50.12

06/84-Maj-21

Ministère des Communications

TABLEAU 2.3

VALEUR DU PARAMETRE VITESSE DE PARCOURS (KM/H). SAISON: HIVER 1980

REGIONS RECEPTRICES

SOURCE		1 NEO	2 CEO	3 SWO	4 SEO	5 SUD	6 SBJ	7 PBL	8 NQB	9 OTT	10 ABI	11 NIT	12 CHI	13 LSJ
1	ABI	32.19	30.88	29.58	26.87	28.79	26.96	32.03	32.94	27.77	26.84	35.13	26.66	28.58
2	CQB	31.44	31.68	28.51	24.55	23.35	23.46	25.67	28.60	24.21	25.46	26.25	26.25	32.44
3	NQB	38.31	26.42	31.02	25.99	28.43	48.44	27.50	26.73	28.70	27.38	29.76	32.67	39.04
10	NMN	31.45	30.17	31.61	34.92	32.84	33.46	31.05	36.21	34.94	35.10	38.10	39.04	36.82
11	SMN	31.76	31.22	38.38	38.12	38.29	34.38	38.47	38.81	38.11	34.64	43.09	40.02	39.66
12	NWO	27.55	28.57	29.96	30.99	25.92	29.75	33.05	33.53	29.15	33.31	41.83	36.33	36.70
13	NEO	28.01	23.86	25.60	25.99	24.33	38.26	37.95	35.71	24.96	26.92	38.63	36.07	33.78
14	SUD	30.84	27.93	28.13	29.18	24.05	34.82	37.86	38.16	27.04	31.81	37.13	39.20	31.45
15	SWO	32.73	31.16	28.62	34.88	31.13	34.27	34.74	33.89	36.15	35.53	33.80	37.69	39.68
16	SEO	34.35	33.70	22.10	22.39	29.90	33.06	38.10	55.49	25.36	31.46	37.84	31.77	32.79
17	SLV	36.26	28.03	31.14	24.75	28.37	40.17	39.28	36.23	24.15	36.25	36.33	32.89	30.96
18	NDA	26.53	25.83	30.75	28.41	28.09	30.58	35.18	34.14	29.15	25.54	36.96	30.80	26.96
19	GBY	33.84	0.0	0.0	23.15	0.0	33.52	44.98	39.36	23.95	28.33	39.70	25.80	26.62
20	NBK	0.0	0.0	0.0	0.0	0.0	0.0	0.0	69.11	0.0	0.0	32.83	25.98	22.91
21	NSP	0.0	0.0	0.0	0.0	0.0	0.0	0.0	0.0	0.0	0.0	0.0	36.53	23.50
22	NFL	0.0	0.0	0.0	0.0	0.0	0.0	0.0	49.25	0.0	0.0	0.0	44.63	43.50
50	OHO	36.07	34.40	31.48	39.84	33.95	37.87	35.97	39.83	37.87	37.15	36.43	41.75	40.12
51	ILL	33.58	34.25	41.29	42.93	41.81	30.82	30.98	44.23	42.85	39.53	41.83	40.47	43.83
52	PEN	30.07	25.72	22.79	28.80	24.98	33.99	49.86	37.04	31.06	32.66	37.27	37.05	35.88
53	IND	37.75	36.50	40.33	44.05	34.81	32.87	34.99	49.26	43.12	35.78	35.61	37.98	40.79
54	KEN	41.00	40.41	34.41	35.07	47.46	39.26	40.93	64.50	30.59	37.25	35.94	36.91	39.63
55	MCH	32.14	31.39	34.25	38.30	37.71	37.84	31.01	37.29	39.29	38.90	37.64	42.62	42.70
56	TEN	40.58	39.42	33.47	34.25	39.48	44.29	45.50	69.63	36.68	40.45	40.72	41.41	40.04
57	MSU	36.92	34.78	43.73	43.74	35.75	32.93	50.37	60.83	48.96	40.84	52.64	47.57	46.99
58	WVR	42.99	26.33	29.35	33.02	26.23	34.65	44.30	43.04	34.99	34.38	35.90	39.40	37.65
59	NYK	0.0	0.0	33.86	25.38	0.0	36.07	41.82	54.44	24.23	28.30	55.41	42.05	31.79
60	ALA	38.69	37.62	34.70	34.64	37.39	46.55	45.64	67.18	32.29	38.23	51.91	47.54	42.44
61	WI	32.85	36.67	34.86	37.12	40.68	33.77	35.61	37.67	37.83	40.47	40.50	44.14	43.14
62	IA	36.10	36.52	37.55	37.14	40.57	37.91	40.78	50.98	39.80	39.30	48.80	44.40	41.62
63	MIN	38.17	32.89	37.65	39.69	34.10	41.55	41.42	43.29	38.83	39.89	47.76	43.05	40.02
64	VA	0.0	0.0	28.66	32.10	0.0	0.0	54.47	55.64	30.89	30.23	37.33	39.02	38.95
65	NC	27.57	28.51	32.75	34.09	0.0	52.84	53.15	54.47	40.63	50.20	55.24	57.47	42.77
66	NH	0.0	0.0	31.94	29.21	0.0	26.37	0.0	59.82	27.88	30.29	44.76	35.94	26.73
67	GA	30.83	28.66	33.84	33.73	51.77	50.73	57.47	48.74	33.50	38.68	50.67	46.15	38.77
68	SC	31.41	28.74	33.43	35.71	25.36	56.23	0.0	53.73	55.42	53.95	57.29	58.25	54.99
69	MD	0.0	0.0	26.87	28.37	0.0	0.0	59.59	47.65	26.01	26.94	39.05	39.21	37.29
70	DE	0.0	0.0	24.95	27.25	0.0	0.0	0.0	55.14	26.37	28.10	41.28	39.00	37.97
71	NJ	0.0	0.0	25.82	25.78	0.0	0.0	0.0	55.44	24.82	25.99	53.69	38.49	35.13
72	DC	0.0	0.0	27.10	29.98	0.0	30.69	60.62	54.42	28.47	28.24	40.05	39.11	38.81
73	AR	38.58	39.11	44.27	46.14	49.34	33.42	0.0	71.10	43.58	40.16	48.32	38.58	45.11
74	LA	48.68	40.20	36.25	37.89	34.65	46.30	46.53	65.05	36.92	37.25	65.46	50.81	43.11
75	MS	47.23	37.21	35.05	36.77	35.71	42.35	41.82	63.37	35.40	40.35	63.95	77.10	42.05
76	MA	0.0	0.0	0.0	24.37	0.0	0.0	0.0	59.95	23.37	0.0	47.30	38.27	31.84
77	CT	0.0	0.0	0.0	23.97	0.0	0.0	0.0	55.55	21.04	0.0	47.12	55.51	36.96
78	RI	0.0	0.0	0.0	24.37	0.0	0.0	0.0	59.95	23.37	0.0	47.30	38.27	31.84
79	ME	0.0	0.0	0.0	27.09	0.0	24.69	0.0	64.41	0.0	0.0	40.16	29.59	22.06
80	VT	28.09	27.40	32.23	26.36	0.0	30.17	45.31	57.83	26.76	29.85	41.38	34.88	28.85

066/86-Mai-21

Ministère des Communications

TABLEAU 2.3 (suite) VALEUR DU PARAMETRE VITESSE DE PARCOURS (KM/H). SAISON: HIVER 1980

REGIONS RECEPTRICES

SOURCE		14 GP	15 MTL	16 NB	17 NE	18 ANT	19 TN	20 WNY	21 ENY	22 SNA	23 NNA	24 NDA	25 LAB
1	ABI	30.83	33.07	29.42	32.59	33.52	39.63	29.79	33.15	35.31	34.90	26.35	35.05
2	CQB	29.23	34.94	37.86	35.69	32.11	34.94	23.48	28.50	36.42	38.73	24.31	28.99
3	NQB	36.58	37.50	34.42	34.45	32.25	35.80	30.10	28.70	36.45	35.86	0.0	32.05
10	NMN	40.72	35.70	39.89	40.99	44.82	41.33	36.48	36.73	36.68	37.37	34.62	40.96
11	SMN	43.55	40.57	39.75	43.47	44.42	43.07	39.58	37.90	41.72	41.65	33.04	45.23
12	NWO	43.24	34.42	39.84	38.75	47.25	47.94	30.28	31.55	35.86	34.42	34.88	45.62
13	NEO	38.04	29.29	36.35	35.82	43.09	43.88	30.02	31.96	33.43	30.96	27.15	41.96
14	SUD	34.69	29.51	33.45	35.33	34.78	41.70	29.78	32.14	32.74	32.51	33.61	36.47
15	SWO	41.02	36.57	38.30	39.60	38.49	41.71	28.71	32.81	35.04	36.63	37.52	37.60
16	SEO	34.49	30.96	35.67	36.56	32.68	38.88	21.54	29.76	33.86	32.62	33.96	40.79
17	SLV	32.06	28.48	31.66	34.42	31.38	36.28	23.45	24.32	32.76	31.95	35.64	34.76
18	NDA	37.81	31.67	31.62	34.29	30.99	40.54	31.95	33.18	33.70	32.49	25.42	36.57
19	GBY	25.05	25.02	28.87	31.79	26.28	32.41	0.0	25.17	28.22	28.79	0.0	32.11
20	NBK	21.99	22.95	25.95	29.12	30.80	34.28	0.0	27.29	28.57	24.09	0.0	31.95
21	NSP	20.47	40.58	23.01	25.81	32.53	31.90	0.0	29.50	25.34	24.09	0.0	36.59
22	NFL	28.96	0.0	34.10	41.30	22.59	27.45	0.0	0.0	0.0	24.60	0.0	28.72
50	OHO	41.19	39.69	43.76	42.71	49.70	45.57	34.00	37.18	36.51	39.36	38.55	46.27
51	ILL	45.17	38.98	41.43	40.73	44.43	47.48	38.13	40.26	38.01	37.52	37.04	52.14
52	PEN	40.50	34.59	37.54	39.38	42.45	43.44	28.22	34.88	33.80	36.06	26.89	46.66
53	IND	50.52	43.66	43.99	41.88	45.05	43.95	37.89	38.89	40.54	42.56	31.45	49.40
54	KEN	44.60	38.21	47.20	45.59	51.06	48.00	35.46	38.99	37.03	42.59	46.60	56.75
55	MCH	42.92	37.01	39.99	39.86	38.77	44.77	33.31	35.52	35.86	36.31	42.98	40.72
56	TEN	43.67	36.14	49.09	46.01	48.76	48.08	34.87	38.06	36.55	42.07	47.98	67.78
57	MSU	46.84	45.11	44.30	44.61	45.02	46.09	43.42	44.26	44.32	40.74	37.65	48.37
58	WVR	45.29	34.46	33.56	37.40	51.72	49.47	30.60	34.99	36.46	35.22	26.11	46.44
59	NYK	33.99	28.80	32.21	32.10	39.01	38.22	23.85	29.29	33.65	32.06	0.0	51.16
60	ALA	55.66	34.11	46.14	42.05	55.01	59.97	36.88	38.20	37.75	39.51	43.19	51.42
61	WI	46.93	36.47	41.78	41.31	49.45	46.22	36.64	34.28	35.06	37.72	40.06	44.46
62	IA	46.03	37.39	40.87	40.80	46.77	48.09	36.01	38.02	39.75	38.42	40.06	50.03
63	MIN	45.64	39.83	43.04	46.23	48.01	52.06	36.67	38.51	37.55	40.81	36.80	47.42
64	VA	44.70	39.43	38.17	38.76	45.94	49.32	30.97	34.54	33.77	38.92	0.0	52.70
65	NC	39.66	34.48	41.61	39.84	47.12	50.87	30.38	30.70	31.60	36.92	0.0	53.77
66	NH	28.41	21.75	28.65	29.95	34.61	36.14	30.45	25.77	28.92	27.32	0.0	38.66
67	GA	55.49	31.70	36.67	38.73	55.57	52.11	33.72	32.76	34.21	32.20	38.48	51.60
68	SC	53.16	35.53	43.31	42.49	51.20	53.73	32.91	32.28	29.45	34.63	0.0	54.29
69	MD	37.61	36.42	38.92	34.73	43.24	46.60	28.42	33.88	34.02	39.02	0.0	49.36
70	DE	39.82	35.26	36.32	35.91	42.77	48.20	26.33	32.86	34.05	37.74	0.0	45.14
71	NJ	35.99	32.84	37.46	34.60	39.85	40.77	26.43	28.87	32.81	37.16	0.0	51.16
72	DC	37.73	37.31	38.17	37.46	41.33	47.91	29.31	33.46	35.56	39.00	0.0	48.93
73	AR	46.69	46.84	49.44	47.89	44.96	45.35	42.56	45.01	46.21	47.68	42.12	0.0
74	LA	50.81	43.85	46.84	47.78	52.94	68.30	41.02	47.02	42.46	45.46	34.31	56.94
75	MS	61.27	41.98	49.80	49.73	65.38	57.30	39.50	38.02	37.88	44.72	41.24	66.07
76	MA	37.39	26.58	33.57	31.76	42.46	35.75	24.91	23.39	28.69	30.48	0.0	50.98
77	CT	35.81	28.73	32.93	34.29	40.63	37.39	26.55	21.82	28.82	34.39	0.0	53.97
78	RI	37.39	26.58	33.57	31.76	42.46	35.75	24.91	23.39	28.69	30.48	0.0	50.98
79	ME	26.59	23.77	27.71	28.30	30.74	33.75	26.42	27.63	26.32	27.01	0.0	33.90
80	VT	32.62	27.06	31.73	32.92	37.68	36.97	24.47	22.44	31.95	31.14	27.31	41.74

066/86-Mai-21
Ministère des Communications

TABLEAU 2.4

VALEUR DU PARAMETRE FTETA. SAISON: PRINTEMPS 1980

REGIONS RECEPTRICES

SOURCE		1 NEO	2 CEO	3 SWO	4 SEO	5 SUD	6 SBJ	7 PBL	8 NQB	9 OTT	10 ABI	11 NIT	12 CHI	13 LSJ
1	ABI	1.06	1.80	1.12	0.96	1.33	0.80	0.76	0.81	1.05	1.00	1.13	1.40	1.48
2	CQB	0.84	1.10	0.83	1.00	1.11	0.95	0.95	1.10	0.72	1.12	0.98	1.29	1.32
3	NQB	0.27	0.32	0.07	0.42	0.0	0.59	0.37	1.00	0.85	0.73	0.95	1.23	1.08
10	NMN	0.88	0.41	0.19	0.24	0.09	0.82	2.01	2.04	0.24	0.58	1.76	0.76	0.51
11	SMN	1.72	0.82	0.59	0.41	0.26	2.92	2.46	1.04	0.40	1.30	2.28	3.71	1.44
12	NWO	1.63	1.70	1.29	1.08	0.42	3.06	1.70	1.09	0.67	1.97	1.82	2.73	2.60
13	NEO	0.71	1.00	1.05	1.78	0.91	1.42	1.11	0.83	1.56	1.71	1.40	2.07	2.33
14	SUD	0.50	0.76	1.25	1.47	1.00	1.05	0.74	0.76	1.93	1.37	1.11	1.20	1.92
15	SWO	0.26	0.49	1.00	1.67	0.60	1.10	0.78	0.53	1.51	1.28	0.81	1.32	1.25
16	SEO	0.69	0.93	1.06	0.73	2.15	0.78	0.59	0.66	0.91	0.80	1.00	1.02	1.33
17	SLV	0.82	1.52	0.67	0.98	2.36	1.13	0.64	0.64	1.34	1.12	0.62	0.79	1.03
18	NDA	0.45	1.12	1.13	1.41	1.02	0.76	0.87	0.83	1.14	0.97	1.14	1.62	2.07
19	GBY	1.26	1.42	0.25	0.28	0.43	1.76	1.65	1.10	0.23	0.94	1.13	1.13	1.24
20	NBK	0.65	1.33	0.34	0.87	1.99	0.54	0.52	0.68	2.30	0.78	0.73	0.78	0.61
21	NSP	0.44	0.31	0.35	0.56	0.87	0.14	0.73	0.72	0.93	0.23	1.06	0.70	0.30
22	NFL	1.03	0.58	0.08	0.0	0.0	0.99	1.64	0.73	0.0	0.56	0.99	1.20	0.76
50	OHO	0.23	0.58	1.29	1.65	0.51	0.57	0.73	0.52	1.42	1.20	0.89	1.13	1.30
51	ILL	0.50	1.03	2.19	2.39	1.73	1.14	1.09	0.21	2.87	1.69	0.37	1.01	1.45
52	PEN	0.42	0.77	1.07	1.62	1.35	0.77	0.79	0.54	1.00	0.99	0.81	1.10	1.48
53	IND	0.43	1.01	1.99	1.88	1.37	1.22	1.06	0.27	1.81	1.61	0.52	1.02	1.22
54	KEN	0.21	1.01	2.30	2.12	1.10	0.95	0.84	0.60	2.76	1.39	0.65	0.65	0.86
55	MCH	0.32	0.62	1.59	1.86	0.66	0.87	0.83	0.52	1.70	1.06	0.97	1.33	1.82
56	TEN	0.16	1.10	2.29	2.32	1.31	0.35	0.46	0.27	2.39	0.86	0.86	0.63	0.58
57	MSU	1.09	1.38	1.83	1.38	1.04	1.26	0.80	0.25	1.86	1.45	0.70	1.38	1.35
58	WVR	0.47	0.79	1.33	1.47	0.70	0.74	0.52	0.14	1.43	1.04	0.77	1.18	1.33
59	NYK	0.61	0.47	0.94	0.92	0.44	1.02	0.73	0.47	0.54	0.79	0.90	1.32	1.30
60	ALA	0.0	1.20	2.59	1.76	1.55	0.10	0.0	0.06	0.77	0.38	0.52	0.18	0.33
61	WI	1.18	1.19	1.78	2.76	1.77	1.25	1.06	0.28	2.88	1.92	0.52	1.46	2.24
62	IA	0.91	1.88	1.74	2.11	2.79	0.74	0.74	0.23	2.12	1.57	0.35	0.66	1.62
63	MIN	0.80	1.55	1.76	2.53	1.27	0.89	0.49	0.29	1.98	1.73	0.76	1.19	1.63
64	VA	0.68	1.12	1.30	1.87	1.38	0.62	0.45	0.25	1.70	1.34	0.41	0.90	0.97
65	NC	0.74	1.14	1.77	1.80	1.44	0.81	0.21	0.0	1.92	1.55	0.68	0.75	0.90
66	NH	0.75	0.97	0.64	1.24	2.00	1.02	0.68	0.49	1.37	0.73	0.67	0.69	1.03
67	GA	0.10	1.56	2.18	2.03	1.27	0.10	0.0	0.0	0.97	1.04	0.17	0.42	0.46
68	SC	0.39	1.37	2.70	1.76	1.65	0.10	0.12	0.0	1.62	1.09	0.26	0.48	0.50
69	MD	0.95	0.66	1.03	1.65	0.56	0.83	0.58	0.27	1.79	1.76	0.56	1.01	1.14
70	DE	0.83	0.41	0.80	1.55	0.35	0.76	0.64	0.22	1.80	1.49	0.50	1.00	1.16
71	NJ	0.69	0.45	0.88	1.03	0.40	0.65	0.42	0.28	0.89	0.98	0.60	1.03	1.13
72	DC	0.85	0.81	1.20	1.89	1.40	0.85	0.59	0.27	1.59	1.65	0.70	0.87	1.09
73	AR	0.73	0.98	1.74	0.86	1.40	0.42	0.60	0.24	0.16	0.64	0.74	1.31	1.46
74	LA	0.10	0.82	1.76	0.51	0.51	0.0	0.0	0.0	0.0	0.0	0.42	0.44	0.63
75	MS	0.0	0.78	2.17	0.93	0.42	0.11	0.0	0.12	0.59	0.08	0.66	0.59	0.37
76	MA	0.52	0.35	0.83	0.79	0.67	0.75	0.84	0.40	0.33	0.51	0.86	0.85	1.29
77	CT	0.56	0.45	0.90	0.85	0.72	0.81	0.62	0.44	0.50	0.58	0.73	1.14	1.31
78	RI	0.52	0.35	0.83	0.79	0.67	0.75	0.84	0.40	0.33	0.51	0.86	0.85	1.29
79	ME	0.55	1.21	0.39	0.72	1.69	0.69	0.85	0.51	1.19	0.63	0.58	0.78	0.62
80	VT	0.66	0.98	0.71	0.98	1.92	1.17	0.63	0.52	0.94	0.93	0.67	0.84	1.29

066/84-Mai-21

Ministère des Communications

TABLEAU 2.4 (suite)

VALEUR DU PARAMETRE FTETA. SAISON: PRINTEMPS 1980

REGIONS RECEPTRICES

SOURCE		14 GP	15 MTL	16 NB	17 NE	18 ANT	19 TN	20 WNY	21 ENY	22 SNA	23 NNA	24 NDA	25 LAB
1	ABI	1.63	1.78	1.76	1.48	1.67	1.37	1.22	2.05	2.31	1.57	1.43	1.17
2	CQB	1.69	1.42	1.01	0.93	2.07	1.29	0.83	1.33	0.25	0.64	1.31	1.63
3	NQB	0.46	0.99	0.22	0.24	0.28	0.13	0.59	0.89	0.12	0.17	0.31	1.38
10	NMN	0.59	0.41	0.18	0.21	0.07	0.07	0.12	0.20	0.20	0.34	0.23	1.54
11	SMN	1.06	0.74	0.60	0.48	0.95	0.35	0.35	0.29	0.14	0.59	0.48	0.67
12	NWO	1.17	1.64	1.47	0.76	0.65	0.47	0.75	0.80	0.67	1.47	1.13	1.22
13	NEO	1.80	1.79	1.93	1.50	1.91	0.62	0.57	0.89	1.07	1.63	1.62	1.07
14	SUD	1.63	2.02	1.64	1.40	1.09	0.65	0.87	1.18	1.26	2.14	0.97	1.09
15	SWO	1.38	1.87	1.91	1.65	0.62	0.73	1.93	2.12	1.82	2.02	0.33	0.80
16	SEO	1.60	0.86	2.06	2.46	1.80	0.93	0.87	1.64	1.82	1.94	0.68	1.02
17	SLV	1.60	1.00	1.78	2.12	1.92	1.03	0.47	0.82	0.98	1.63	0.98	1.12
18	NDA	1.49	1.86	1.92	1.79	1.77	1.03	1.31	0.84	0.87	1.74	0.97	1.24
19	GBY	1.00	0.97	1.21	1.25	1.93	2.25	0.0	0.49	0.64	1.09	1.31	1.12
20	NBK	0.96	0.91	0.76	1.36	1.69	1.73	0.42	1.10	1.32	0.73	1.21	0.90
21	NSP	0.83	0.55	0.53	1.00	1.13	2.32	0.31	0.70	0.75	0.71	0.0	0.97
22	NFL	0.66	0.38	1.07	1.32	0.60	1.00	0.0	0.15	0.40	0.80	0.45	0.74
50	OHO	1.36	1.92	1.81	2.50	0.61	0.70	2.11	2.13	2.54	1.90	0.93	0.56
51	ILL	0.66	1.92	1.75	2.04	0.71	0.64	2.49	1.85	2.61	1.85	0.75	0.27
52	PEN	1.33	1.67	2.03	2.74	1.01	0.45	1.19	2.07	2.32	1.92	0.67	0.74
53	IND	0.53	1.51	0.66	1.15	0.43	0.44	2.83	2.57	2.17	1.21	0.82	0.17
54	KEN	1.09	1.73	1.63	2.00	0.44	0.36	2.23	1.82	2.34	2.02	0.34	0.36
55	MCH	0.95	2.40	1.82	1.72	0.48	0.27	2.37	2.46	1.87	2.47	0.78	0.42
56	TEN	0.83	1.75	1.78	2.19	0.61	0.51	2.76	2.07	1.93	2.41	0.20	0.25
57	MSU	0.63	1.67	0.82	0.89	0.84	0.12	2.36	1.55	1.25	1.25	1.41	0.13
58	WVR	1.26	1.73	1.69	2.54	0.58	0.73	1.75	2.12	1.62	1.25	0.87	0.42
59	NYK	1.98	1.36	1.30	2.28	0.97	1.18	0.67	1.00	1.58	1.53	0.50	0.69
60	ALA	0.72	1.59	1.90	2.57	0.67	0.28	3.84	2.67	2.05	2.15	0.23	0.34
61	WI	0.89	2.51	1.75	1.76	0.26	0.10	1.92	1.90	2.68	3.21	1.54	0.26
62	IA	0.57	2.20	1.79	0.93	0.15	0.11	1.69	1.77	1.26	1.69	0.91	0.18
63	MIN	0.56	2.38	1.07	0.74	0.14	0.22	1.24	1.55	1.52	2.30	1.77	0.35
64	VA	1.02	1.59	1.50	3.11	1.07	0.95	1.40	1.65	1.82	1.86	1.10	0.48
65	NC	0.81	1.34	0.92	3.63	0.24	0.60	1.58	1.87	1.87	1.18	1.38	0.17
66	NH	1.91	0.98	1.21	2.05	1.74	1.10	0.58	0.62	0.92	1.06	0.37	0.80
67	GA	0.73	0.76	1.02	2.52	0.76	0.99	2.88	3.11	3.11	1.22	1.70	0.14
68	SC	0.62	1.64	0.73	2.09	0.55	0.81	1.76	2.33	2.04	1.22	1.85	0.19
69	MD	1.19	2.00	1.77	2.56	0.57	0.66	1.15	1.82	1.89	1.69	1.32	0.47
70	DE	0.94	2.04	1.66	2.97	0.65	0.95	1.02	1.66	1.84	1.96	1.02	0.46
71	NJ	1.57	1.67	1.85	2.56	0.74	0.67	0.80	1.05	1.71	1.78	0.73	0.50
72	DC	1.07	1.89	1.70	2.75	0.69	0.59	1.23	1.80	1.83	1.80	1.87	0.49
73	AR	0.53	1.27	0.59	0.81	0.0	0.15	2.80	2.25	2.21	1.34	0.69	0.0
74	LA	0.75	0.81	0.67	1.07	0.20	0.0	1.25	1.84	2.10	1.01	0.0	0.16
75	MS	0.55	0.89	1.05	1.99	0.18	0.15	3.02	2.06	2.27	1.75	0.0	0.15
76	MA	2.14	0.77	1.43	2.27	1.78	0.80	0.66	0.66	1.00	1.30	0.35	0.71
77	CT	2.08	1.18	1.26	2.39	1.38	0.75	0.86	0.77	0.79	1.63	0.22	0.56
78	RI	2.14	0.77	1.43	2.27	1.78	0.80	0.66	0.66	1.00	1.30	0.35	0.71
79	ME	1.74	0.69	1.28	1.71	1.69	1.31	0.68	0.84	0.92	0.99	0.34	0.89
80	VT	1.84	1.09	1.15	2.12	1.40	1.04	0.59	0.61	1.58	1.63	0.33	0.85

066/84-Mai-21

Ministère des Communications

TABLEAU 2.5

VALEUR DU PARAMETRE TEMPS DE PARCOURS (H). SAISON: PRINTEMPS 1980

REGIONS RECEPTRICES

SOURCE		1 NEO	2 CEO	3 SWO	4 SEO	5 SUD	6 SBJ	7 PBL	8 NQB	9 OTT	10 ABI	11 NIT	12 CHI	13 LSJ
1	ABI	27.11	30.12	49.60	38.92	38.77	21.49	28.17	54.44	19.67	6.86	35.62	26.77	20.64
2	CQB	37.19	54.08	60.90	50.60	56.55	23.78	16.20	35.99	42.96	39.64	6.98	18.41	29.94
3	NQB	53.19	87.10	47.50	41.33	0.0	47.17	41.64	9.42	45.38	58.87	29.62	42.58	50.33
10	NMN	61.26	67.98	72.36	77.19	70.50	62.78	58.16	53.02	74.25	71.93	66.49	69.38	74.47
11	SMN	50.72	60.21	59.44	71.84	68.71	61.46	66.43	75.30	72.50	67.50	72.54	70.19	79.56
12	NWO	38.92	37.47	48.63	52.99	42.50	56.53	51.82	68.73	57.53	55.44	60.41	63.94	64.45
13	NEO	24.99	7.95	35.76	38.39	25.14	40.57	44.83	60.98	42.78	32.50	49.69	46.66	45.51
14	SUD	46.02	15.49	20.02	15.49	3.24	34.14	31.11	62.48	21.48	24.78	51.07	43.50	41.34
15	SWO	69.07	32.85	9.22	25.88	26.48	54.76	51.00	61.37	37.21	45.17	51.17	52.37	49.54
16	SEO	42.64	40.17	45.47	22.07	35.54	43.40	43.08	69.86	19.37	28.59	43.00	32.12	28.36
17	SLV	42.78	44.34	58.89	41.09	48.78	35.28	37.74	64.42	31.32	25.33	43.85	27.21	18.88
18	NDA	31.98	21.65	39.74	28.90	24.27	20.12	27.95	56.35	25.38	10.21	40.86	32.47	29.90
19	GBY	46.77	66.85	84.20	82.50	78.83	43.80	36.66	51.96	63.83	53.32	31.63	23.58	25.61
20	NBK	60.41	70.19	90.00	71.89	75.99	54.90	50.12	58.19	62.32	53.79	42.53	38.52	37.18
21	NSP	73.67	75.63	84.00	61.96	66.75	51.00	65.35	57.09	55.88	62.00	53.74	41.58	44.93
22	NFL	68.14	79.92	90.50	0.0	0.0	60.47	60.43	43.00	0.0	70.06	47.80	52.12	55.50
50	OHO	61.88	42.92	24.12	30.28	31.43	45.76	50.95	68.08	37.75	41.09	65.74	50.24	46.56
51	ILL	56.52	44.07	40.03	51.54	43.55	52.32	61.86	71.20	60.92	58.07	72.92	69.53	69.04
52	PEN	56.44	51.74	43.33	34.26	46.30	65.69	66.23	71.81	30.42	40.13	49.92	46.96	43.91
53	IND	72.19	46.39	34.65	46.63	40.37	49.29	55.23	72.67	53.77	53.43	77.69	69.20	60.47
54	KEN	47.50	50.75	37.32	44.95	54.94	55.17	59.50	75.42	49.99	53.20	75.62	59.14	54.33
55	MCH	56.29	27.29	19.70	36.05	27.00	43.75	51.74	70.54	45.48	42.85	66.21	60.52	62.67
56	TEN	56.50	50.63	44.04	48.62	55.31	59.00	70.00	79.30	50.16	44.38	75.84	63.69	52.06
57	MSU	60.77	55.72	52.75	58.98	56.29	52.57	70.10	78.70	62.50	57.44	77.00	76.75	75.25
58	WVR	61.50	42.83	40.81	35.17	35.80	59.45	65.17	66.83	32.20	42.91	63.42	54.69	39.75
59	NYK	51.98	64.80	52.37	38.43	58.20	52.31	66.69	71.90	36.94	32.61	63.47	45.97	33.85
60	ALA	0.0	55.70	53.03	50.22	50.88	71.50	0.0	95.50	45.92	56.33	87.17	63.50	56.13
61	WI	47.67	36.20	44.91	54.23	40.25	58.53	75.35	80.00	57.23	57.73	72.67	69.02	69.21
62	IA	51.35	46.76	49.71	55.23	50.76	68.55	81.36	89.60	60.43	62.58	78.30	78.25	72.99
63	MIN	48.06	49.96	56.94	63.60	44.25	69.18	75.22	71.04	60.15	60.44	75.10	72.96	72.05
64	VA	53.05	51.43	53.84	40.28	44.00	63.64	75.50	66.20	35.43	39.31	53.40	45.73	39.27
65	NC	67.15	54.48	53.11	38.50	44.31	71.33	89.00	0.0	40.10	43.30	62.72	54.44	43.33
66	NH	49.64	49.53	59.16	39.58	45.50	40.89	51.60	68.97	38.53	41.74	45.30	38.90	25.26
67	GA	59.00	56.06	57.65	52.79	55.58	80.00	0.0	0.0	49.94	51.72	76.50	69.67	50.08
68	SC	61.75	57.53	56.33	48.76	46.07	70.29	79.50	0.0	46.00	52.96	70.67	50.48	48.62
69	MD	57.70	60.87	55.18	45.01	67.80	71.88	78.14	75.25	38.14	41.44	49.03	50.06	45.54
70	DE	59.63	65.73	51.70	45.59	72.33	64.34	74.25	68.79	39.17	38.96	52.09	48.36	45.10
71	NJ	52.54	76.54	52.34	50.99	73.13	46.95	63.86	74.67	30.71	38.32	54.48	44.22	40.39
72	DC	51.57	58.86	56.55	42.91	57.13	69.44	76.43	74.33	36.39	41.23	52.31	45.10	44.53
73	AR	69.61	51.76	54.38	51.92	49.57	54.00	71.33	87.75	37.00	48.36	82.31	76.58	70.83
74	LA	55.50	60.56	59.30	55.20	73.25	0.0	0.0	0.0	0.0	0.0	92.00	88.63	74.92
75	MS	0.0	51.61	56.88	61.00	36.00	76.50	0.0	95.00	72.50	66.00	89.61	81.25	75.38
76	MA	52.96	64.16	55.97	42.43	65.83	51.45	61.46	70.87	56.42	38.21	54.97	50.97	36.04
77	CT	46.38	67.17	53.54	45.86	62.88	47.99	65.75	74.24	52.85	31.88	58.12	46.09	35.46
78	RI	52.96	64.16	55.97	42.43	65.83	51.45	61.46	70.87	56.42	38.21	54.97	50.97	36.04
79	ME	50.68	57.33	71.05	57.76	64.04	47.59	47.30	64.81	45.37	37.45	46.90	39.80	30.48
80	VT	45.74	46.76	54.38	34.67	36.95	40.58	55.66	68.58	36.11	41.04	52.17	32.43	26.31

066/84-Mai-21
Ministère des Communications

JABLEAU 2.5 (suite)

VALEUR DU PARAMETRE TEMPS DE PARCOURS (H). SAISON: PRINTEMPS 1980

REGIONS RECEPTRICES

SOURCE		14 GP	15 MTL	16 NB	17 NE	18 ANT	19 TN	20 WNY	21 ENY	22 SNA	23 NNA	24 NDA	25 LAB
1	ABI	38.44	23.54	43.60	53.75	46.98	62.11	43.62	40.27	44.22	36.23	17.68	49.71
2	CQB	35.69	42.24	52.10	57.85	48.17	57.46	64.96	46.31	48.90	51.02	46.05	40.98
3	NQB	51.52	47.82	61.87	67.01	61.32	42.55	47.60	59.14	46.56	48.35	71.25	28.40
10	NMN	76.92	75.31	71.50	75.75	95.00	73.00	69.00	79.50	86.19	79.75	75.21	69.27
11	SMN	68.50	79.24	85.51	84.00	73.52	91.00	64.31	78.17	79.88	83.33	64.81	77.36
12	NWO	64.33	61.00	73.79	79.96	67.23	85.50	58.56	64.27	64.88	67.80	42.29	66.54
13	NEO	54.43	47.14	64.15	69.88	61.95	73.06	43.96	39.76	47.96	54.66	24.48	63.33
14	SUD	55.12	34.41	54.28	61.36	66.63	67.07	29.60	32.31	36.11	46.35	18.24	62.27
15	SWO	65.37	37.85	52.28	59.34	78.25	75.99	19.97	30.10	40.23	42.05	40.50	66.87
16	SEO	53.97	7.68	45.30	55.86	62.88	70.58	44.04	15.02	21.44	30.68	26.88	60.12
17	SLV	39.12	7.00	31.57	44.94	48.00	69.99	59.09	36.00	25.93	17.78	32.75	48.92
18	NDA	43.52	36.69	49.62	56.52	57.50	66.64	36.87	41.38	45.41	46.16	2.81	53.56
19	GBY	6.26	53.03	24.11	36.66	30.02	39.90	0.0	69.90	65.96	42.49	58.25	40.10
20	NBK	36.70	45.26	5.89	14.87	36.93	49.04	71.86	43.05	36.75	17.31	49.56	44.60
21	NSP	34.54	45.00	29.72	6.30	37.21	43.75	53.74	56.21	48.14	38.59	0.0	39.80
22	NFL	32.53	74.08	32.62	26.10	30.34	5.38	0.0	46.50	50.91	50.66	74.00	26.17
50	OHO	75.35	41.13	63.86	68.51	81.06	73.53	26.73	36.33	46.57	54.31	39.21	81.19
51	ILL	78.72	59.88	77.21	78.87	85.80	90.33	49.71	60.21	73.32	68.12	29.83	83.70
52	PEN	63.96	33.44	56.77	64.97	74.15	70.10	19.31	26.53	34.96	42.87	48.80	73.75
53	IND	75.07	59.36	71.92	71.20	82.33	85.88	39.39	52.26	57.28	61.50	38.08	80.94
54	KEN	77.41	51.75	64.24	64.87	73.83	76.83	42.15	52.59	56.31	58.61	61.50	86.13
55	MCH	71.28	51.22	62.49	71.09	71.88	80.56	36.79	46.85	52.72	55.54	27.44	77.39
56	TEN	78.28	47.91	65.82	66.87	83.75	81.13	51.43	53.34	57.13	59.74	46.00	87.33
57	MSU	81.79	68.44	77.15	79.28	88.70	92.00	59.87	72.47	73.75	77.51	46.94	94.25
58	WVR	64.31	32.69	59.20	68.28	75.28	77.93	29.85	34.45	38.82	41.61	48.47	73.47
59	NYK	46.88	24.25	40.95	50.37	63.95	66.85	28.94	6.61	15.55	26.93	53.60	61.28
60	ALA	81.26	55.18	70.28	73.70	90.75	78.00	53.32	49.46	55.83	55.79	75.00	92.63
61	WI	69.00	64.18	78.25	82.49	77.25	93.50	49.30	59.30	68.42	75.89	55.21	84.60
62	IA	80.29	64.28	75.85	82.20	87.50	92.50	55.86	66.74	71.57	71.59	69.17	90.50
63	MIN	77.29	68.51	80.85	86.83	63.00	79.20	69.39	76.17	82.48	77.43	58.36	80.08
64	VA	60.32	37.48	52.73	59.40	73.16	67.78	34.55	35.75	37.48	41.15	50.97	67.89
65	NC	62.46	38.64	54.83	63.37	66.50	56.83	35.96	44.15	41.56	44.94	49.83	72.83
66	NH	44.52	25.53	28.99	39.57	51.12	57.57	40.21	30.68	6.32	13.48	56.25	54.72
67	GA	69.00	48.82	55.15	62.55	80.90	68.71	51.36	54.08	57.87	52.19	51.29	81.75
68	SC	65.63	53.02	58.10	59.29	71.95	61.58	53.19	53.34	51.32	57.36	56.36	79.00
69	MD	52.00	39.82	50.39	58.92	67.04	68.79	40.21	34.09	32.48	40.48	30.94	67.11
70	DE	50.89	41.07	53.71	53.08	61.15	57.25	39.98	34.60	37.43	45.25	38.71	69.97
71	NJ	49.31	31.01	46.38	54.79	58.21	52.61	40.41	28.09	24.85	38.83	55.00	63.52
72	DC	55.23	41.78	52.10	58.58	60.72	63.08	36.58	36.25	30.79	41.81	41.50	65.05
73	AR	80.90	68.35	78.30	84.93	0.0	95.50	57.64	63.20	67.91	70.42	45.00	0.0
74	LA	84.50	72.71	81.90	86.27	96.00	0.0	61.91	68.22	74.24	82.04	0.0	96.00
75	MS	83.70	60.28	75.17	78.66	94.50	88.00	54.05	59.02	63.02	70.50	0.0	93.30
76	MA	47.41	30.00	34.47	41.62	51.69	50.03	51.98	32.61	6.33	23.97	38.50	62.79
77	CT	46.05	31.73	38.38	46.51	55.65	58.40	44.21	30.03	7.90	27.58	16.00	57.44
78	RI	47.41	30.00	34.47	41.62	51.69	50.03	51.98	32.61	6.33	23.97	38.50	62.79
79	ME	38.84	32.19	21.00	31.00	43.19	49.08	52.87	39.06	24.07	4.70	52.00	46.20
80	VT	45.49	18.83	32.98	45.17	60.85	64.26	39.43	8.08	10.49	19.64	53.13	58.39

0661/84-Mai-21
Ministère des Communications

TABLEAU 2.6

VALEUR DU PARAMETRE VITESSE DE PARCOURS (KM/H). SAISON: PRINTEMPS 1980

REGIONS RECEPTRICES

SOURCE		1 NEO	2 CEO	3 SWO	4 SEO	5 SUD	6 SBJ	7 PBL	8 NQB	9 OTT	10 ABI	11 NIT	12 CHI	13 LSJ
1	ABI	23.75	22.35	23.57	22.22	22.31	22.05	29.17	27.89	23.24	20.77	26.66	24.45	23.02
2	CQB	24.33	25.09	25.04	24.20	19.94	19.59	25.24	27.01	24.71	22.49	23.36	23.19	24.21
3	NQB	29.70	32.68	40.27	41.47	0.0	30.35	27.45	25.02	36.00	33.62	24.84	26.02	28.33
10	NMN	27.54	29.34	28.99	28.95	32.49	30.47	29.18	36.13	30.47	29.82	30.48	32.43	32.23
11	SMN	31.29	29.07	31.20	31.68	27.74	31.13	29.66	29.19	31.75	31.00	33.62	34.76	32.70
12	NWO	24.26	23.83	26.85	28.91	27.04	26.92	28.54	27.50	29.38	26.27	29.76	30.47	29.72
13	NEO	22.23	20.53	24.38	22.93	20.82	25.32	28.95	30.97	23.04	24.69	29.23	27.48	26.35
14	SUD	24.08	20.30	19.87	22.65	19.34	27.16	36.37	33.39	22.76	22.97	29.71	27.51	26.51
15	SWO	32.49	29.64	19.71	23.14	28.46	29.04	35.09	40.02	26.42	28.26	37.35	29.69	27.88
16	SEO	27.88	25.91	21.76	19.34	23.62	24.96	31.87	33.43	22.92	26.68	32.42	30.16	28.35
17	SLV	28.49	24.67	22.17	21.54	22.09	25.46	30.51	31.82	22.38	25.01	27.10	29.46	26.11
18	NDA	24.00	21.47	24.01	20.14	17.54	25.27	31.35	29.77	19.17	21.03	28.66	26.37	24.64
19	GBY	33.33	28.58	27.50	27.25	25.10	26.35	30.86	29.38	23.23	26.61	25.96	25.22	22.24
20	NBK	28.44	24.24	17.30	18.86	21.26	28.74	31.91	31.15	19.89	26.29	30.37	28.09	24.16
21	NSP	32.66	29.89	23.54	25.53	26.39	35.48	27.40	29.91	26.97	27.04	27.44	27.72	23.40
22	NFL	34.12	31.83	26.56	0.0	0.0	32.24	32.63	35.66	0.0	30.41	31.95	29.78	28.33
50	OHO	35.93	38.36	29.53	35.39	37.76	38.38	42.15	42.10	38.70	38.57	39.02	37.39	37.02
51	ILL	35.51	29.21	26.91	31.10	29.82	35.60	36.17	37.40	34.47	33.41	34.19	34.92	35.46
52	PEN	35.75	28.43	22.18	26.17	25.86	31.32	34.20	38.98	34.73	35.23	39.71	35.31	33.68
53	IND	31.06	34.89	31.49	34.01	32.79	38.02	40.27	39.84	35.26	34.52	38.22	36.19	37.89
54	KEN	39.96	38.07	34.38	37.45	39.39	39.98	40.49	41.72	35.30	36.69	42.00	40.81	40.81
55	MCH	32.24	30.72	21.31	26.91	24.58	35.29	35.18	37.56	28.82	31.50	34.49	31.43	29.38
56	TEN	41.22	39.12	36.07	36.80	39.47	40.82	39.58	42.77	36.65	43.15	41.17	41.25	45.98
57	MSU	32.02	32.57	33.66	35.96	31.40	40.94	39.12	35.87	34.38	37.62	36.63	37.39	39.22
58	WVR	39.21	37.43	25.91	33.05	40.88	34.98	37.62	44.57	40.64	38.58	37.60	37.20	41.43
59	NYK	34.49	24.64	23.31	22.27	19.51	28.86	26.97	34.97	29.71	34.31	31.10	29.65	31.30
60	ALA	0.0	39.47	34.43	40.61	41.20	36.81	0.0	44.84	42.20	39.17	43.74	51.20	49.31
61	WI	27.06	27.90	28.17	30.08	28.05	31.16	30.71	32.54	32.81	32.18	34.34	32.21	32.24
62	IA	29.22	32.54	32.34	33.39	33.46	33.13	31.75	31.04	33.12	33.38	32.90	33.38	32.51
63	MIN	29.93	28.80	26.77	28.93	35.61	35.22	35.95	35.38	33.23	33.22	34.32	33.21	32.94
64	VA	39.29	33.25	26.90	32.10	32.14	33.39	32.32	42.97	38.09	40.30	44.74	41.27	41.51
65	NC	36.80	37.25	29.88	37.49	38.97	33.22	30.61	0.0	39.61	40.99	41.18	39.81	43.09
66	NH	31.29	27.22	22.05	21.16	23.63	30.77	31.21	33.07	23.06	28.84	30.54	29.85	30.53
67	GA	38.91	40.94	34.51	35.38	39.48	32.55	0.0	0.0	41.31	40.64	42.66	42.78	50.69
68	SC	39.76	40.14	32.82	37.00	44.05	33.49	30.89	0.0	40.68	39.63	44.88	50.89	47.70
69	MD	35.87	32.12	25.01	27.60	24.94	31.24	31.44	39.38	33.03	34.73	42.58	36.75	34.94
70	DE	34.42	32.81	24.72	27.20	22.37	31.91	32.23	39.63	32.59	36.65	41.24	37.27	34.33
71	NJ	34.53	26.01	23.70	23.28	19.30	34.30	33.85	36.79	35.13	36.22	37.57	36.27	32.68
72	DC	37.71	30.40	23.99	28.43	30.10	31.72	32.40	37.70	34.76	35.79	41.23	39.73	36.03
73	AR	33.78	41.79	35.50	44.22	42.91	48.10	43.10	44.31	54.86	48.55	44.40	43.50	43.35
74	LA	53.92	42.85	37.76	44.86	34.30	0.0	0.0	0.0	0.0	0.0	48.63	45.98	46.93
75	MS	0.0	41.92	35.85	38.76	54.44	38.20	0.0	46.37	40.34	39.62	44.87	43.93	44.64
76	MA	35.45	25.82	23.49	25.30	24.26	31.86	29.99	35.18	26.45	36.76	34.29	29.44	30.25
77	CT	36.53	25.69	23.15	22.43	22.36	32.29	28.46	35.03	25.61	39.09	33.15	31.10	31.27
78	RI	35.45	25.82	23.49	25.30	24.26	31.86	29.99	35.18	26.45	36.76	34.29	29.44	30.25
79	ME	30.35	24.86	23.73	19.20	20.20	28.37	33.05	32.19	20.71	31.07	31.30	28.31	27.44
80	VT	31.14	26.59	22.62	21.55	24.39	31.22	30.36	32.72	24.81	27.91	30.15	31.84	30.80

066/84-Mai-21

Ministère des Communications

TABLEAU 2.6 (suite)

VALEUR DU PARAMETRE VITESSE DE PARCOURS (KM/H). SAISON: PRINTEMPS 1980

REGIONS RECEPTRICES

SOURCE		14 GP	15 MTL	16 NB	17 NE	18 ANT	19 TN	20 WNY	21 ENY	22 SNA	23 NNA	24 NDA	25 LAB
1	ABI	28.08	22.83	25.42	27.62	31.56	28.69	27.52	26.46	26.36	24.87	19.65	31.56
2	CQB	23.73	24.30	26.06	29.42	24.91	28.87	27.29	31.05	31.61	23.31	21.98	26.87
3	NQB	22.42	32.74	25.32	27.43	21.09	38.89	41.04	31.75	41.48	34.16	24.69	23.71
10	NMN	32.34	33.89	38.90	39.56	29.09	43.13	34.14	34.00	33.56	35.36	29.00	35.96
11	SMN	39.94	32.16	35.40	38.53	39.27	35.05	38.58	34.48	37.74	34.50	31.07	37.38
12	NWO	33.34	28.07	30.44	31.10	35.32	36.99	29.19	29.05	31.89	31.24	28.17	35.20
13	NEO	30.53	25.48	26.66	27.74	31.28	32.65	23.97	27.76	29.81	27.45	23.97	31.79
14	SUD	28.07	25.69	26.08	27.14	29.98	32.56	23.26	25.12	28.11	25.60	23.18	31.62
15	SWO	30.23	26.75	30.34	29.12	32.75	34.27	20.41	23.89	26.78	28.26	30.66	37.27
16	SEO	29.42	24.20	26.36	25.93	30.46	28.60	20.42	23.67	26.46	25.65	31.40	33.26
17	SLV	27.82	24.13	24.47	24.54	31.08	25.44	20.49	23.42	24.69	24.83	24.22	33.38
18	NDA	29.40	21.51	25.22	27.16	30.13	30.99	26.78	25.92	24.37	23.46	18.40	31.60
19	GBY	20.79	21.25	20.50	20.82	23.81	24.14	0.0	20.15	20.38	19.96	26.83	26.22
20	NBK	27.50	19.28	23.32	21.53	28.38	26.77	18.08	22.91	20.64	21.87	29.65	29.89
21	NSP	27.94	27.46	17.66	20.26	27.83	25.20	28.43	23.36	21.66	20.88	0.0	31.20
22	NFL	30.76	24.32	31.14	31.37	25.68	21.02	0.0	39.76	35.83	28.35	27.97	30.04
50	OHO	35.27	34.84	32.48	32.27	35.94	39.35	29.65	29.42	28.28	32.30	36.87	38.93
51	ILL	35.33	32.60	33.82	34.40	34.63	39.21	26.52	27.85	26.99	31.99	42.01	35.30
52	PEN	32.54	32.48	29.46	30.21	37.70	36.86	25.11	26.90	27.25	29.94	34.17	39.30
53	IND	39.02	33.79	36.91	36.00	39.33	39.06	34.13	30.54	29.61	34.62	35.84	40.56
54	KEN	39.81	36.51	39.32	40.00	39.30	43.47	35.36	34.81	34.87	37.89	36.00	42.05
55	MCH	29.28	29.85	29.86	31.13	33.71	37.36	23.06	26.81	29.40	30.01	35.15	35.16
56	TEN	43.77	41.89	40.36	40.42	42.61	43.83	34.74	37.17	37.49	40.51	42.47	43.68
57	MSU	38.87	36.76	38.66	38.44	38.73	41.12	32.76	31.74	31.74	34.88	42.27	38.78
58	WVR	38.16	39.84	32.68	32.97	36.40	39.00	31.13	32.61	30.68	37.01	38.77	40.58
59	NYK	32.96	29.34	31.16	29.50	36.07	32.47	20.26	23.55	25.28	27.73	33.73	38.29
60	ALA	44.61	44.30	40.83	40.06	44.82	44.75	35.35	40.17	39.07	43.31	34.11	45.13
61	WI	33.22	30.93	31.64	32.42	33.49	34.91	29.51	30.02	29.51	30.49	32.90	37.25
62	IA	31.74	33.26	33.40	34.19	36.47	35.49	32.08	31.46	30.61	33.87	35.00	35.13
63	MIN	34.64	34.16	34.44	34.77	39.45	38.22	27.51	29.23	29.97	34.03	33.55	36.29
64	VA	41.19	36.85	33.67	33.21	39.04	38.78	29.33	30.21	31.97	34.72	39.34	42.78
65	NC	43.21	39.46	37.23	35.26	45.33	47.70	32.33	32.27	33.86	37.46	41.45	42.19
66	NH	30.34	23.38	28.15	25.64	31.29	32.41	20.09	19.12	23.58	24.35	27.55	34.73
67	GA	47.62	42.87	45.06	42.06	46.22	49.29	35.15	36.93	37.66	41.14	41.69	46.04
68	SC	48.04	34.61	39.71	40.30	45.51	49.96	30.47	31.55	34.37	35.37	39.92	42.75
69	MD	38.05	30.82	30.88	29.14	37.46	37.35	24.43	26.92	30.31	30.89	44.59	39.89
70	DE	39.64	32.04	29.43	30.65	38.06	39.55	24.82	27.18	28.81	30.57	40.92	39.06
71	NJ	34.37	32.19	30.96	28.81	37.48	37.02	20.19	23.61	27.07	29.38	35.33	38.24
72	DC	40.15	30.53	31.24	29.92	41.20	37.56	25.38	27.89	31.03	32.36	34.85	42.42
73	AR	42.79	41.12	42.60	38.82	0.0	41.85	36.63	37.51	38.07	41.43	49.08	0.0
74	LA	48.57	44.60	45.64	42.12	44.95	0.0	42.48	40.25	40.32	40.48	0.0	49.45
75	MS	47.64	44.15	42.67	39.98	44.48	46.43	37.82	38.34	40.19	40.65	0.0	47.83
76	MA	32.44	29.69	31.44	28.03	35.14	36.10	19.48	18.88	22.39	29.19	37.99	36.79
77	CT	33.27	27.54	31.22	29.55	35.07	35.02	20.95	19.79	23.52	28.42	65.49	38.02
78	RI	32.44	29.69	31.44	28.03	35.14	36.10	19.48	18.88	22.39	29.19	37.99	36.79
79	ME	29.10	22.76	25.97	25.76	29.87	30.81	22.35	20.22	19.42	22.58	28.44	33.94
80	VT	31.48	24.83	28.82	25.65	31.30	32.58	20.72	20.94	24.40	25.06	25.93	35.12

066/84-Mai-21

Ministère des Communications

TABLEAU 2.7

VALEUR DU PARAMETRE FTETA. SAISON: ETE 1980

REGIONS RECEPTRICES

SOURCE		1 NEO	2 CEO	3 SWO	4 SEO	5 SUD	6 SBJ	7 PBL	8 NQB	9 OTT	10 ABI	11 NIT	12 CHI	13 LSJ
1	ABI	0.23	0.49	0.47	0.96	0.52	0.50	0.29	1.16	1.44	1.00	1.74	2.04	2.26
2	CQB	0.33	0.36	0.36	0.78	0.14	0.78	0.48	1.40	0.91	0.79	1.00	1.59	1.78
3	NQB	0.73	0.17	0.40	0.86	0.25	1.79	1.75	1.00	0.87	1.35	1.39	1.54	1.64
10	NMN	1.17	0.61	0.29	0.27	0.20	0.73	1.86	1.44	0.20	0.63	1.35	0.43	0.52
11	SMN	3.07	1.29	0.45	0.42	0.36	3.68	1.87	0.92	0.54	2.30	1.98	2.81	1.44
12	NWO	2.04	1.60	0.93	0.81	0.70	3.27	2.09	1.13	0.64	3.20	2.64	5.64	5.37
13	NEO	0.84	1.00	1.18	1.63	0.95	1.97	1.64	1.01	1.43	2.71	2.12	3.25	4.14
14	SUD	0.19	0.30	1.18	2.34	1.00	0.73	0.47	0.40	3.36	1.92	1.07	2.11	3.25
15	SWO	0.0	0.0	1.00	2.27	0.0	0.24	0.0	0.0	1.22	0.47	0.0	0.67	1.27
16	SEO	0.0	0.0	0.13	0.10	0.0	0.09	0.19	0.12	0.22	0.32	0.82	0.77	0.99
17	SLV	0.0	0.0	0.0	0.13	0.0	0.08	0.10	0.44	0.39	0.29	0.78	0.69	0.85
18	NDA	0.24	0.34	0.95	1.69	0.74	0.73	0.90	1.30	1.22	1.18	2.00	2.21	3.46
19	GBY	0.0	0.0	0.0	0.0	0.0	0.51	0.56	0.86	0.0	0.0	0.69	0.55	0.62
20	NBK	0.0	0.0	0.0	0.0	0.0	0.0	0.06	0.46	0.0	0.0	0.63	0.45	0.28
21	NSP	0.0	0.0	0.0	0.0	0.0	0.0	0.08	0.42	0.0	0.0	0.50	0.48	0.18
22	NFL	0.0	0.0	0.0	0.0	0.0	0.15	0.30	0.43	0.0	0.0	0.38	0.19	0.0
50	OHO	0.0	0.0	0.86	1.10	0.0	0.0	0.0	0.0	0.18	0.0	0.0	0.0	0.41
51	ILL	0.50	1.20	3.94	3.69	1.96	0.43	0.44	0.18	2.74	1.12	0.34	0.18	0.90
52	PEN	0.0	0.0	0.0	0.40	0.0	0.0	0.0	0.0	0.48	0.16	0.0	0.33	0.38
53	IND	0.0	0.63	3.20	2.99	1.15	0.0	0.0	0.0	1.98	0.53	0.0	0.09	0.44
54	KEN	0.0	0.0	1.61	1.10	0.75	0.0	0.0	0.0	1.04	0.32	0.0	0.0	0.36
55	MCH	0.16	0.37	2.43	4.24	0.82	0.13	0.0	0.10	3.28	0.96	0.14	0.21	1.18
56	TEN	0.0	0.56	1.59	0.72	1.34	0.0	0.0	0.0	0.74	0.45	0.0	0.0	0.0
57	MSU	0.58	2.11	3.46	1.80	1.01	0.80	0.43	0.21	0.90	1.29	0.53	0.70	0.81
58	WVR	0.0	0.0	0.27	0.20	0.0	0.0	0.0	0.0	0.10	0.0	0.0	0.16	0.28
59	NYK	0.0	0.0	0.0	0.24	0.0	0.0	0.0	0.0	0.39	0.31	0.32	0.51	0.61
60	ALA	0.0	0.0	0.45	0.17	0.0	0.0	0.0	0.0	0.0	0.0	0.0	0.0	0.0
61	WI	0.60	2.14	3.25	4.22	3.62	0.39	0.99	0.59	3.92	2.39	0.48	1.36	2.95
62	IA	1.63	2.75	3.25	2.56	3.62	1.81	0.92	0.49	2.89	2.29	1.34	1.69	2.09
63	MIN	1.95	2.68	1.95	1.86	3.02	2.83	2.15	0.17	1.88	2.59	1.41	2.48	1.95
64	VA	0.0	0.0	0.0	0.0	0.0	0.0	0.0	0.0	0.0	0.0	0.0	0.0	0.0
65	NC	0.0	0.0	0.49	0.58	0.0	0.0	0.0	0.0	0.0	0.0	0.0	0.0	0.0
66	NH	0.0	0.0	0.0	0.0	0.0	0.17	0.0	0.08	0.26	0.19	0.61	0.83	0.54
67	GA	0.0	0.0	0.48	0.0	0.0	0.0	0.0	0.0	0.0	0.0	0.0	0.0	0.0
68	SC	0.0	0.0	0.77	0.35	0.0	0.0	0.0	0.0	0.0	0.0	0.0	0.0	0.0
69	MD	0.0	0.0	0.0	0.31	0.0	0.0	0.0	0.0	0.52	0.34	0.0	0.14	0.18
70	DE	0.0	0.0	0.0	0.27	0.0	0.0	0.0	0.0	0.44	0.34	0.0	0.14	0.18
71	NJ	0.0	0.0	0.0	0.32	0.0	0.0	0.0	0.0	0.71	0.61	0.22	0.31	0.43
72	DC	0.0	0.0	0.0	0.20	0.0	0.0	0.0	0.0	0.36	0.21	0.0	0.15	0.19
73	AR	0.33	1.00	1.45	1.07	0.27	0.0	0.0	0.0	0.0	0.22	0.0	0.0	0.0
74	LA	0.0	0.0	0.0	0.0	0.0	0.0	0.0	0.0	0.0	0.0	0.0	0.0	0.0
75	MS	0.0	0.0	0.0	0.0	0.0	0.0	0.0	0.0	0.0	0.0	0.0	0.0	0.0
76	MA	0.0	0.0	0.0	0.10	0.0	0.0	0.0	0.05	0.30	0.20	0.26	0.58	0.80
77	CT	0.0	0.0	0.0	0.21	0.0	0.0	0.0	0.0	0.41	0.34	0.27	0.54	0.85
78	RI	0.0	0.0	0.0	0.10	0.0	0.0	0.0	0.05	0.30	0.20	0.26	0.58	0.80
79	ME	0.0	0.0	0.0	0.0	0.0	0.0	0.0	0.45	0.0	0.0	0.69	0.49	0.34
80	VT	0.0	0.0	0.0	0.17	0.0	0.17	0.0	0.08	0.38	0.31	0.71	0.83	0.71

065/84-Mai-21
Ministère des Communications

TABLEAU 2.7 (suite)

VALEUR DU PARAMETRE FTETA. SAISON: ETE 1980

REGIONS RECEPTRICES

SOURCE		14 GP	15 MTL	16 NB	17 NE	18 ANT	19 TN	20 WNY	21 ENY	22 SNA	23 NNA	24 NDA	25 LAB
1	ABI	2.74	2.22	3.59	2.93	3.76	2.42	1.03	2.60	2.32	2.24	0.56	3.26
2	CQB	1.86	1.85	1.10	0.87	2.43	1.43	0.78	2.11	0.45	0.88	0.38	2.58
3	NQB	0.29	1.61	0.10	0.04	0.44	0.14	0.13	1.04	0.03	0.26	1.26	1.12
10	NMN	0.49	0.56	0.10	0.19	0.45	0.19	0.13	0.24	0.30	0.20	0.36	0.80
11	SMN	1.45	1.01	0.73	0.58	1.30	0.80	0.15	0.22	0.29	0.87	0.82	0.74
12	NWO	3.27	1.25	2.01	1.03	2.80	0.52	0.32	0.34	0.26	1.42	1.63	2.11
13	NEO	3.31	2.78	4.35	2.84	3.71	2.23	0.62	0.93	0.99	3.00	3.37	2.48
14	SUD	3.33	3.66	5.52	4.71	3.60	3.75	1.18	1.87	1.86	4.58	0.91	1.84
15	SWO	1.18	3.63	4.63	7.11	1.97	4.63	2.38	4.43	5.60	6.06	0.22	0.46
16	SEO	1.84	1.00	4.38	4.90	2.45	4.98	0.20	1.48	2.40	4.22	0.0	1.53
17	SLV	2.22	1.00	3.39	3.38	3.00	3.42	0.09	0.34	1.07	2.41	0.0	2.10
18	NDA	2.86	2.22	3.92	2.92	3.31	3.07	2.13	0.99	0.86	2.54	0.96	2.93
19	GBY	1.00	0.36	0.99	1.04	3.40	2.58	0.0	0.0	0.34	1.26	0.0	2.15
20	NBK	0.85	0.07	0.86	1.85	2.30	3.84	0.0	0.0	0.04	0.24	0.0	1.14
21	NSP	0.68	0.06	0.34	1.00	0.99	4.22	0.0	0.0	0.0	0.14	0.0	0.75
22	NFL	0.15	0.0	0.11	0.29	0.62	1.00	0.0	0.0	0.0	0.0	0.0	0.83
50	OHO	0.09	1.30	0.91	3.78	0.16	1.90	2.96	4.53	6.00	2.10	0.0	0.07
51	ILL	0.99	3.68	2.83	3.11	1.94	0.58	5.86	4.72	4.54	3.56	0.51	0.15
52	PEN	0.25	0.72	0.80	4.66	0.55	1.82	0.68	3.01	4.94	1.06	0.0	0.19
53	IND	0.21	2.96	1.01	2.46	0.39	0.90	4.91	4.94	6.18	2.87	0.0	0.0
54	KEN	0.34	1.09	1.16	1.77	0.0	0.64	2.58	2.56	3.98	1.17	0.0	0.0
55	MCH	0.97	4.99	4.70	4.69	2.11	2.84	3.40	5.05	5.80	6.02	0.24	0.45
56	TEN	0.0	0.52	0.0	2.21	0.0	0.70	1.71	1.20	1.95	0.12	0.0	0.0
57	MSU	0.85	1.85	1.54	1.89	1.38	0.0	4.33	3.47	3.53	2.09	2.16	0.44
58	WVR	0.30	1.07	0.64	2.78	0.31	1.42	0.77	1.94	2.86	1.14	0.0	0.07
59	NYK	1.14	0.67	1.72	5.04	0.82	3.01	0.09	1.00	2.60	1.78	0.0	0.52
60	ALA	0.0	0.0	0.0	0.0	0.0	0.19	0.72	0.71	0.89	0.27	0.0	0.0
61	WI	1.77	4.23	2.39	2.73	2.53	0.41	3.58	3.89	3.84	3.73	2.24	0.64
62	IA	1.22	2.47	0.81	1.02	1.24	0.0	2.91	2.93	2.94	1.67	2.49	1.14
63	MIN	1.08	2.05	1.31	1.38	0.38	0.0	1.15	1.40	1.17	2.09	1.53	0.32
64	VA	0.0	0.29	0.89	2.82	0.29	0.58	0.22	0.51	1.29	1.00	0.0	0.22
65	NC	0.0	0.35	0.94	1.35	0.82	0.65	0.94	0.83	0.56	0.75	0.0	0.40
66	NH	1.51	0.32	2.35	4.29	1.27	4.26	0.0	0.10	1.00	1.31	0.0	0.96
67	GA	0.0	0.0	0.0	1.14	0.0	0.38	0.35	0.87	1.24	0.26	0.0	0.0
68	SC	0.0	0.21	0.0	0.68	0.0	1.29	0.15	0.18	0.09	0.24	0.0	0.27
69	MD	0.38	0.91	0.30	2.30	0.39	1.55	0.09	0.71	1.19	0.55	0.0	0.19
70	DE	0.39	0.68	0.36	2.41	0.63	2.19	0.0	0.52	0.95	0.74	0.0	0.25
71	NJ	0.43	0.75	0.49	3.61	0.90	2.51	0.03	0.25	2.09	0.62	0.0	0.34
72	DC	0.39	0.82	0.56	2.25	0.41	1.06	0.11	0.68	1.14	0.79	0.0	0.13
73	AR	0.0	0.53	0.0	0.0	0.0	0.0	1.98	2.32	1.64	0.76	0.0	0.0
74	LA	0.0	0.0	0.0	0.0	0.0	0.0	0.0	0.0	0.0	0.0	0.0	0.0
75	MS	0.0	0.0	0.0	0.16	0.0	0.0	0.0	0.0	0.13	0.0	0.0	0.0
76	MA	1.30	0.43	1.48	4.53	0.84	2.57	0.0	0.11	1.00	0.95	0.0	0.53
77	CT	1.10	0.50	1.11	4.51	0.99	2.76	0.0	0.13	0.91	1.13	0.0	0.61
78	RI	1.30	0.43	1.48	4.53	0.84	2.57	0.0	0.11	1.00	0.95	0.0	0.53
79	ME	1.43	0.26	1.95	3.37	1.84	3.85	0.0	0.0	0.13	1.00	0.0	1.22
80	VT	1.49	0.45	2.65	4.76	1.39	4.65	0.13	0.48	2.16	2.48	0.0	0.98

086/84-Mai-21

Ministère des Communications

TABLEAU 2.8

VALEUR DU PARAMETRE TEMPS DE PARCOURS (H). SAISON: ETE 1980

REGIONS RECEPTRICES

SOURCE		1 NEO	2 CEO	3 SWO	4 SEO	5 SUD	6 SBJ	7 PBL	8 NQB	9 OTT	10 ABI	11 NIT	12 CHI	13 LSJ
1	ABI	33.86	38.72	41.11	28.74	40.00	34.33	60.55	53.77	17.88	7.24	43.49	31.06	17.19
2	CQB	65.67	78.36	65.08	56.15	80.50	34.86	32.70	34.39	45.29	42.31	9.93	17.96	32.92
3	NQB	62.88	91.00	73.88	70.74	95.00	47.69	40.56	14.11	66.17	62.29	41.31	48.72	64.42
10	NMN	53.21	59.70	63.67	73.85	63.79	57.62	55.60	62.97	79.58	70.94	66.44	66.13	82.63
11	SMN	56.32	54.19	69.57	66.17	57.79	69.02	72.87	76.27	67.86	61.07	78.47	74.04	67.03
12	NWO	31.09	36.09	60.96	64.90	51.50	44.39	52.34	55.42	72.66	46.89	58.99	60.87	60.91
13	NEO	22.88	8.71	39.16	48.59	30.15	41.87	50.06	58.94	46.44	30.73	50.42	43.11	40.68
14	SUD	31.59	17.77	16.47	14.84	2.78	55.75	52.17	63.92	20.10	24.82	58.69	53.26	39.39
15	SWO	0.0	0.0	4.85	17.43	0.0	60.21	0.0	0.0	34.21	45.22	0.0	68.50	59.41
16	SEO	0.0	0.0	37.20	29.69	0.0	79.25	92.83	85.17	21.69	36.86	71.79	63.17	36.14
17	SLV	0.0	0.0	0.0	40.91	0.0	60.25	81.50	76.25	34.69	33.91	67.29	49.35	22.97
18	NDA	30.24	21.38	30.62	25.69	22.89	36.50	49.24	57.42	26.33	10.56	47.53	32.48	24.67
19	GBY	0.0	0.0	0.0	0.0	0.0	81.71	73.23	64.01	0.0	0.0	55.61	37.20	30.59
20	NBK	0.0	0.0	0.0	0.0	0.0	0.0	94.50	82.76	0.0	0.0	65.54	45.29	39.50
21	NSP	0.0	0.0	0.0	0.0	0.0	0.0	77.50	71.34	0.0	0.0	65.96	63.89	41.17
22	NFL	0.0	0.0	0.0	0.0	0.0	60.50	55.67	59.61	0.0	0.0	78.60	75.00	0.0
50	OHO	0.0	0.0	33.95	47.68	0.0	0.0	0.0	0.0	43.75	0.0	0.0	0.0	75.25
51	ILL	60.94	48.44	38.28	51.64	47.60	81.20	72.00	87.33	52.02	57.48	77.13	55.75	55.55
52	PEN	0.0	0.0	0.0	52.35	0.0	0.0	0.0	0.0	68.62	72.33	0.0	68.60	64.57
53	IND	0.0	47.83	41.14	59.40	52.08	0.0	0.0	0.0	65.78	71.38	0.0	93.50	81.30
54	KEN	0.0	0.0	65.57	77.11	69.50	0.0	0.0	0.0	77.06	80.50	0.0	0.0	85.13
55	MCH	39.67	33.18	17.33	35.40	36.50	55.75	0.0	88.00	46.75	50.00	58.75	42.83	52.92
56	TEN	0.0	80.83	79.65	86.30	84.92	0.0	0.0	0.0	89.10	91.80	0.0	0.0	0.0
57	MSU	50.93	71.77	52.61	55.28	60.30	62.57	74.13	88.67	59.90	76.00	73.40	66.08	80.93
58	WVR	0.0	0.0	59.79	53.50	0.0	0.0	0.0	0.0	81.00	0.0	0.0	78.50	70.79
59	NYK	0.0	0.0	0.0	47.14	0.0	0.0	0.0	0.0	41.50	35.14	70.10	68.14	66.90
60	ALA	0.0	0.0	72.09	73.25	0.0	0.0	0.0	0.0	0.0	0.0	0.0	0.0	0.0
61	WI	54.42	35.19	42.91	52.52	36.28	60.90	60.19	70.83	57.22	48.60	74.34	57.63	60.14
62	IA	58.88	55.39	51.77	59.45	61.41	59.53	65.95	77.36	65.87	63.83	66.29	70.15	74.58
63	MIN	50.76	53.32	56.60	59.30	57.71	64.26	67.42	64.70	54.29	62.80	76.23	74.05	73.64
64	VA	0.0	0.0	0.0	0.0	0.0	0.0	0.0	0.0	0.0	0.0	0.0	0.0	0.0
65	NC	0.0	0.0	71.90	85.81	0.0	0.0	0.0	0.0	0.0	0.0	0.0	0.0	0.0
66	NH	0.0	0.0	0.0	0.0	0.0	77.00	0.0	92.25	42.75	38.30	65.21	64.71	41.20
67	GA	0.0	0.0	90.42	0.0	0.0	0.0	0.0	0.0	0.0	0.0	0.0	0.0	0.0
68	SC	0.0	0.0	79.40	84.63	0.0	0.0	0.0	0.0	0.0	0.0	0.0	0.0	0.0
69	MD	0.0	0.0	0.0	79.08	0.0	0.0	0.0	0.0	73.25	71.20	0.0	66.75	52.83
70	DE	0.0	0.0	0.0	77.30	0.0	0.0	0.0	0.0	72.00	67.20	0.0	58.75	53.00
71	NJ	0.0	0.0	0.0	62.29	0.0	0.0	0.0	0.0	60.75	63.82	62.17	64.71	58.50
72	DC	0.0	0.0	0.0	78.13	0.0	0.0	0.0	0.0	71.88	69.67	0.0	66.50	58.50
73	AR	81.14	84.15	62.61	79.14	93.00	0.0	0.0	0.0	0.0	96.00	0.0	0.0	0.0
74	LA	0.0	0.0	0.0	0.0	0.0	0.0	0.0	0.0	0.0	0.0	0.0	0.0	0.0
75	MS	0.0	0.0	0.0	0.0	0.0	0.0	0.0	0.0	0.0	0.0	0.0	0.0	0.0
76	MA	0.0	0.0	0.0	54.25	0.0	0.0	0.0	91.00	52.00	46.50	59.72	71.99	59.75
77	CT	0.0	0.0	0.0	49.70	0.0	0.0	0.0	0.0	49.25	51.00	61.38	69.89	65.84
78	RI	0.0	0.0	0.0	54.25	0.0	0.0	0.0	91.00	52.00	46.50	59.72	71.99	59.75
79	ME	0.0	0.0	0.0	0.0	0.0	0.0	0.0	89.09	0.0	0.0	65.39	50.79	44.77
80	VT	0.0	0.0	0.0	40.08	0.0	82.67	0.0	81.00	38.88	38.00	65.02	62.72	44.32

068/84-Mai-21

Ministère des Communications

TABLEAU 2.8 (suite)

VALEUR DU PARAMETRE TEMPS DE PARCOURS (H). SAISON: ETE 1980

REGIONS RECEPTRICES

SOURCE		14 GP	15 MTL	16 NB	17 NE	18 ANT	19 TN	20 WNY	21 ENY	22 SNA	23 NNA	24 NDA	25 LAB
1	ABI	37.22	22.75	45.33	63.82	51.82	67.54	40.60	35.49	46.55	37.82	24.72	56.17
2	CQB	39.10	33.85	59.42	64.30	49.26	61.60	62.28	48.10	45.98	49.69	62.63	44.47
3	NQB	63.68	70.04	67.50	68.50	64.54	72.50	93.50	82.17	70.50	74.49	65.67	45.61
10	NMN	72.63	88.09	81.75	88.63	79.03	76.75	67.80	74.50	82.17	88.10	75.75	76.99
11	SMN	70.46	75.50	79.31	83.28	72.48	84.87	72.50	80.80	78.08	83.23	58.10	75.40
12	NWO	68.38	62.87	73.78	72.80	76.71	79.27	66.05	63.06	64.00	72.91	32.44	68.25
13	NEO	56.65	52.34	64.72	74.32	65.82	80.39	51.27	57.73	62.38	60.01	23.71	60.01
14	SUD	52.98	32.68	53.70	67.30	59.17	75.89	33.00	40.71	51.53	47.22	30.07	63.43
15	SWO	64.32	38.07	55.24	66.91	69.90	77.20	15.28	29.50	41.91	45.80	24.50	78.96
16	SEO	45.14	7.47	35.56	49.97	52.71	63.72	38.00	12.04	26.01	24.36	0.0	66.33
17	SLV	36.86	5.50	25.14	43.06	49.32	55.93	43.00	48.58	27.86	13.24	0.0	61.13
18	NDA	45.65	31.94	51.14	64.18	54.20	68.28	35.46	47.03	52.73	44.54	2.47	61.57
19	GBY	6.25	46.06	23.21	43.56	27.96	54.07	0.0	0.0	64.70	37.77	0.0	39.91
20	NBK	34.40	52.00	6.50	16.35	46.56	40.86	0.0	0.0	56.00	36.43	0.0	53.76
21	NSP	41.65	45.50	40.78	7.35	40.82	31.02	0.0	0.0	0.0	51.00	0.0	50.45
22	NFL	57.25	0.0	30.00	45.86	36.07	5.55	0.0	0.0	0.0	0.0	0.0	46.67
50	OHO	73.50	56.29	75.14	72.44	88.50	86.87	36.40	47.48	52.90	64.55	0.0	93.50
51	ILL	69.53	60.02	74.25	81.03	83.17	84.88	45.90	56.39	66.19	70.27	74.67	93.25
52	PEN	82.17	51.71	64.95	57.48	75.88	75.58	23.44	29.51	37.52	50.18	0.0	79.33
53	IND	78.50	69.86	72.68	76.50	92.75	91.31	47.72	53.82	62.61	74.05	0.0	0.0
54	KEN	88.83	81.25	89.90	75.92	0.0	89.75	62.48	65.34	68.47	81.01	0.0	0.0
55	MCH	56.08	47.85	65.40	75.03	66.95	80.00	38.72	48.76	57.92	58.52	60.75	81.90
56	TEN	0.0	93.80	0.0	83.17	0.0	89.75	68.69	60.82	69.10	71.50	0.0	0.0
57	MSU	67.79	64.18	81.96	83.66	78.19	0.0	56.64	62.19	69.10	71.94	80.56	81.34
58	WVR	83.00	60.87	75.14	70.28	93.25	88.06	50.17	55.86	58.29	58.76	0.0	75.00
59	NYK	78.97	43.60	50.22	45.60	59.94	64.10	54.13	3.70	13.38	32.28	0.0	68.07
60	ALA	0.0	0.0	0.0	0.0	0.0	94.00	70.21	81.50	88.24	91.25	0.0	0.0
61	WI	65.32	64.52	78.20	83.85	71.82	74.17	52.67	66.56	73.71	69.87	35.37	70.90
62	IA	80.27	67.31	83.13	83.60	81.72	0.0	55.19	70.59	80.02	76.77	55.96	81.79
63	MIN	72.07	74.32	79.24	87.41	68.00	0.0	69.21	78.06	83.08	79.81	52.36	76.56
64	VA	0.0	72.38	71.23	68.54	78.00	76.97	64.58	64.62	59.43	60.48	0.0	79.17
65	NC	0.0	93.25	81.87	80.09	82.40	73.00	72.44	75.71	74.50	81.75	0.0	82.30
66	NH	51.48	37.32	27.52	35.29	52.56	53.38	0.0	54.25	5.50	13.33	0.0	64.17
67	GA	0.0	0.0	0.0	86.54	0.0	90.00	73.13	67.94	71.46	77.75	0.0	0.0
68	SC	0.0	90.00	0.0	78.10	0.0	86.31	78.50	90.75	96.00	95.00	0.0	90.17
69	MD	75.25	52.53	64.38	57.59	85.67	69.17	86.67	42.47	37.16	46.46	0.0	91.67
70	DE	72.75	56.54	56.46	58.89	89.44	67.21	0.0	44.48	39.07	42.31	0.0	85.00
71	NJ	78.33	49.82	67.56	43.70	73.63	68.13	70.00	40.63	21.60	41.84	0.0	77.42
72	DC	73.75	52.38	65.99	57.19	86.08	67.56	54.25	44.49	43.90	51.36	0.0	89.75
73	AR	0.0	84.75	0.0	0.0	0.0	0.0	64.04	73.47	78.28	87.50	0.0	0.0
74	LA	0.0	0.0	0.0	0.0	0.0	0.0	0.0	0.0	0.0	0.0	0.0	0.0
75	MS	0.0	0.0	0.0	83.50	0.0	0.0	0.0	0.0	52.50	0.0	0.0	0.0
76	MA	66.68	59.27	46.43	36.19	53.44	58.49	0.0	56.75	5.79	38.86	0.0	69.02
77	CT	72.93	52.22	48.17	41.16	66.20	62.17	0.0	44.60	7.99	39.08	0.0	74.38
78	RI	66.68	59.27	46.43	36.19	53.44	58.49	0.0	56.75	5.79	38.86	0.0	69.02
79	ME	47.11	44.04	17.64	26.93	53.50	45.60	0.0	0.0	44.50	4.93	0.0	64.22
80	VT	56.48	25.49	30.53	41.34	57.85	58.26	52.38	4.33	7.58	18.21	0.0	67.31

066/84-Mai-21

Ministère des Communications

TABLEAU 2.9

VALEUR DU PARAMETRE VITESSE DE PARCOURS (KM/H). SAISON: ETE 1980

REGIONS RECEPTRICES

SOURCE		1 NEO	2 CEO	3 SWO	4 SEO	5 SUD	6 SBJ	7 PBL	8 NQB	9 OTT	10 ABI	11 NIT	12 CHI	13 LSJ
1	ABI	18.39	18.43	23.85	25.67	20.31	21.40	21.28	27.49	24.27	21.24	25.61	25.60	24.17
2	CQB	27.07	25.99	27.32	26.86	26.66	21.26	20.93	25.59	27.52	23.87	21.34	21.25	22.01
3	NQB	23.67	20.18	27.42	27.44	23.06	25.97	21.65	20.63	27.58	25.73	23.00	24.36	23.54
10	NMN	28.51	26.99	31.43	27.77	27.41	31.40	31.56	33.57	25.37	28.26	32.36	32.35	28.30
11	SMN	26.84	27.04	28.93	28.86	29.30	26.09	25.41	28.71	28.30	29.91	28.17	29.41	32.99
12	NWO	25.62	24.24	23.23	22.71	23.28	25.11	25.35	34.16	22.90	26.34	29.11	27.82	27.63
13	NEO	19.68	17.73	18.71	20.27	17.17	22.12	24.24	29.73	21.77	23.47	27.56	27.17	27.41
14	SUD	17.08	14.67	19.16	18.58	17.07	22.38	24.02	25.06	19.54	21.18	23.59	24.93	25.67
15	SWO	0.0	0.0	20.22	21.57	0.0	18.59	0.0	0.0	19.03	19.38	0.0	21.23	21.83
16	SEO	0.0	0.0	21.36	18.45	0.0	25.13	23.08	24.46	17.26	16.09	22.32	21.89	21.57
17	SLV	0.0	0.0	0.0	25.00	0.0	21.49	24.09	23.65	22.24	18.51	22.47	21.15	19.96
18	NDA	19.11	17.56	22.97	21.99	18.70	22.09	22.11	27.52	20.68	21.62	26.84	28.35	26.02
19	GBY	0.0	0.0	0.0	0.0	0.0	26.70	27.54	22.83	0.0	0.0	23.84	24.02	20.49
20	NBK	0.0	0.0	0.0	0.0	0.0	0.0	28.63	24.22	0.0	0.0	22.78	22.58	23.57
21	NSP	0.0	0.0	0.0	0.0	0.0	0.0	38.57	26.60	0.0	0.0	28.28	26.64	25.34
22	NFL	0.0	0.0	0.0	0.0	0.0	45.09	43.90	27.96	0.0	0.0	30.99	37.83	0.0
50	OHO	0.0	0.0	17.32	18.94	0.0	0.0	0.0	0.0	22.73	0.0	0.0	0.0	21.50
51	ILL	22.83	19.65	21.78	22.44	22.04	20.42	26.49	28.70	25.07	22.70	28.90	34.45	31.18
52	PEN	0.0	0.0	0.0	18.37	0.0	0.0	0.0	0.0	17.05	17.63	0.0	22.51	22.80
53	IND	0.0	21.97	20.16	20.13	21.65	0.0	0.0	0.0	20.50	19.43	0.0	19.90	22.45
54	KEN	0.0	0.0	15.69	17.41	19.88	0.0	0.0	0.0	19.17	19.72	0.0	0.0	24.22
55	MCH	23.07	19.84	19.55	21.24	19.67	22.19	0.0	23.69	19.89	20.27	29.53	34.51	26.74
56	TEN	0.0	18.19	15.97	19.61	19.00	0.0	0.0	0.0	19.84	20.17	0.0	0.0	0.0
57	MSU	38.95	21.32	24.36	28.73	23.59	36.80	35.44	35.25	32.82	26.24	39.84	39.82	29.72
58	WVR	0.0	0.0	15.86	19.30	0.0	0.0	0.0	0.0	16.22	0.0	0.0	22.89	23.77
59	NYK	0.0	0.0	0.0	25.26	0.0	0.0	0.0	0.0	24.28	24.29	22.32	21.89	19.40
60	ALA	0.0	0.0	23.03	27.66	0.0	0.0	0.0	0.0	0.0	0.0	0.0	0.0	0.0
61	WI	20.84	22.14	20.14	21.69	23.94	25.18	28.64	31.04	20.82	24.84	27.86	31.12	27.13
62	IA	26.25	23.12	23.19	24.88	22.10	30.20	33.15	35.63	24.99	26.48	36.81	31.77	27.77
63	MIN	28.12	23.25	23.60	25.84	23.39	27.99	28.55	37.99	27.82	25.53	30.79	29.56	30.28
64	VA	0.0	0.0	0.0	0.0	0.0	0.0	0.0	0.0	0.0	0.0	0.0	0.0	0.0
65	NC	0.0	0.0	16.48	16.07	0.0	0.0	0.0	0.0	0.0	0.0	0.0	0.0	0.0
66	NH	0.0	0.0	0.0	0.0	0.0	24.16	0.0	28.41	26.35	24.25	23.48	22.91	22.40
67	GA	0.0	0.0	18.57	0.0	0.0	0.0	0.0	0.0	0.0	0.0	0.0	0.0	0.0
68	SC	0.0	0.0	18.66	21.30	0.0	0.0	0.0	0.0	0.0	0.0	0.0	0.0	0.0
69	MD	0.0	0.0	0.0	19.32	0.0	0.0	0.0	0.0	18.35	17.74	0.0	24.08	25.54
70	DE	0.0	0.0	0.0	20.06	0.0	0.0	0.0	0.0	19.04	18.73	0.0	25.21	24.56
71	NJ	0.0	0.0	0.0	22.74	0.0	0.0	0.0	0.0	21.63	19.93	24.60	23.38	19.89
72	DC	0.0	0.0	0.0	18.99	0.0	0.0	0.0	0.0	18.09	17.50	0.0	24.39	24.36
73	AR	29.96	25.33	27.91	26.28	20.84	0.0	0.0	0.0	0.0	25.04	0.0	0.0	0.0
74	LA	0.0	0.0	0.0	0.0	0.0	0.0	0.0	0.0	0.0	0.0	0.0	0.0	0.0
75	MS	0.0	0.0	0.0	0.0	0.0	0.0	0.0	0.0	0.0	0.0	0.0	0.0	0.0
76	MA	0.0	0.0	0.0	25.13	0.0	0.0	0.0	25.28	24.35	23.78	24.26	20.96	20.39
77	CT	0.0	0.0	0.0	26.53	0.0	0.0	0.0	0.0	24.53	22.21	24.36	21.22	19.53
78	RI	0.0	0.0	0.0	25.13	0.0	0.0	0.0	25.28	24.35	23.78	24.26	20.96	20.39
79	ME	0.0	0.0	0.0	0.0	0.0	0.0	0.0	26.62	0.0	0.0	23.92	22.78	22.10
80	VT	0.0	0.0	0.0	26.55	0.0	23.48	0.0	24.21	23.28	23.12	22.93	22.87	20.65

056184-Mai-21
Ministère des Communications

TABLEAU 2.9 (suite)

VALEUR DU PARAMETRE VITESSE DE PARCOURS (KM/H). SAISON: ETE 1980

REGIONS RECEPTRICES

SOURCE		14 GP	15 MTL	16 NB	17 NE	18 ANT	19 TN	20 WNY	21 ENY	22 SNA	23 NNA	24 NDA	25 LAB
1	ABI	27.96	22.24	24.65	24.07	26.85	27.82	25.92	26.44	23.19	22.39	17.21	28.76
2	CQB	22.92	26.79	23.58	24.72	23.34	26.89	28.11	28.51	30.40	25.28	25.48	24.42
3	NQB	25.61	25.42	32.58	38.27	25.59	30.45	25.95	25.67	30.13	25.59	24.57	23.49
10	NMN	35.45	27.20	32.72	37.18	37.87	40.27	34.11	34.69	34.31	31.16	25.60	35.56
11	SMN	35.69	29.20	33.54	37.18	38.79	40.86	32.10	30.96	33.70	29.97	28.15	38.16
12	NWO	29.63	27.62	28.66	33.37	30.25	39.02	28.43	28.24	29.20	27.95	28.47	33.75
13	NEO	28.17	23.87	26.05	26.19	29.99	31.39	22.08	24.42	25.96	24.18	21.71	32.70
14	SUD	27.51	22.81	25.33	25.20	31.08	31.62	20.12	21.41	22.18	23.44	14.93	30.79
15	SWO	26.41	22.46	25.75	24.96	30.60	30.45	20.20	21.95	22.68	24.24	24.37	28.62
16	SEO	26.46	21.87	25.17	23.54	30.67	28.83	24.50	23.66	22.92	22.79	0.0	28.57
17	SLV	24.74	21.00	23.16	21.97	27.07	26.90	28.27	23.71	25.21	23.06	0.0	26.39
18	NDA	27.66	22.35	25.64	25.66	29.78	32.70	24.41	23.76	23.38	23.23	17.74	29.31
19	GBY	19.74	21.07	21.15	22.60	19.61	20.43	0.0	0.0	21.43	21.72	0.0	22.63
20	NBK	21.32	25.26	18.85	19.95	23.78	24.28	0.0	0.0	26.53	18.41	0.0	25.72
21	NSP	21.85	25.63	22.36	20.22	24.14	23.44	0.0	0.0	0.0	23.96	0.0	27.36
22	NFL	25.71	0.0	35.86	21.99	24.90	20.41	0.0	0.0	0.0	0.0	0.0	22.38
50	OHO	24.17	20.94	25.29	26.74	29.57	30.35	19.16	20.98	23.17	23.67	0.0	29.57
51	ILL	31.77	24.86	27.84	28.49	31.27	36.92	23.86	25.65	25.81	25.57	19.34	26.43
52	PEN	22.68	19.28	25.07	26.95	30.28	30.56	17.52	20.38	22.36	22.83	0.0	31.85
53	IND	28.58	21.83	28.69	29.93	29.08	32.37	22.31	25.53	26.10	23.91	0.0	0.0
54	KEN	27.65	21.88	25.04	30.16	0.0	34.09	19.01	22.59	25.31	24.63	0.0	0.0
55	MCH	31.11	23.46	26.03	26.69	33.88	31.86	19.93	21.75	22.96	24.06	18.20	29.40
56	TEN	0.0	23.01	0.0	30.21	0.0	37.16	20.77	28.67	28.33	29.24	0.0	0.0
57	MSU	44.88	31.47	31.14	32.61	44.56	0.0	27.87	28.99	29.79	31.38	21.06	44.64
58	WVR	23.01	20.97	24.50	27.00	28.06	29.53	14.97	17.67	20.58	23.61	0.0	39.37
59	NYK	21.21	19.41	20.61	25.26	32.45	30.29	25.89	21.11	19.70	19.96	0.0	33.06
60	ALA	0.0	0.0	0.0	0.0	0.0	39.80	27.16	26.99	27.69	27.69	0.0	0.0
61	WI	31.87	23.73	26.74	27.42	34.45	39.38	21.91	22.23	23.80	26.21	29.21	35.90
62	IA	30.69	26.99	28.27	31.09	36.57	0.0	26.48	26.70	27.06	27.58	30.41	35.70
63	MIN	34.91	27.23	32.52	31.48	41.38	0.0	23.86	25.36	26.77	29.37	27.79	35.38
64	VA	0.0	18.30	23.74	25.28	31.59	32.14	13.92	15.67	19.12	21.84	0.0	33.89
65	NC	0.0	17.79	23.72	26.74	32.60	38.01	14.17	17.23	20.12	20.89	0.0	36.65
66	NH	22.78	21.88	22.70	23.85	30.73	28.48	0.0	26.80	22.93	20.09	0.0	29.85
67	GA	0.0	0.0	0.0	31.41	0.0	38.98	25.36	28.79	29.91	30.46	0.0	0.0
68	SC	0.0	22.73	0.0	30.15	0.0	35.85	20.54	22.14	22.50	23.33	0.0	38.81
69	MD	23.01	20.43	22.83	26.22	25.41	32.68	20.35	18.33	23.42	22.33	0.0	26.81
70	DE	22.48	20.01	23.08	25.81	25.32	33.37	0.0	19.15	22.37	23.19	0.0	28.17
71	NJ	23.50	19.71	19.96	26.28	28.06	30.54	23.28	20.94	20.29	18.53	0.0	30.12
72	DC	23.17	21.03	23.39	27.33	26.02	34.66	19.57	18.62	22.50	21.91	0.0	28.33
73	AR	0.0	28.38	0.0	0.0	0.0	0.0	30.58	30.65	31.09	31.04	0.0	0.0
74	LA	0.0	0.0	0.0	0.0	0.0	0.0	0.0	0.0	0.0	0.0	0.0	0.0
75	MS	0.0	0.0	0.0	35.03	0.0	0.0	0.0	0.0	43.63	0.0	0.0	0.0
76	MA	20.05	21.00	19.09	24.32	32.00	30.12	0.0	28.19	19.20	17.74	0.0	29.16
77	CT	20.87	20.20	19.55	24.54	30.87	29.56	0.0	25.32	18.41	17.35	0.0	30.37
78	RI	20.05	21.00	19.09	24.32	32.00	30.12	0.0	28.19	19.20	17.74	0.0	29.16
79	ME	22.60	22.26	20.75	22.46	26.28	28.10	0.0	0.0	24.63	19.79	0.0	27.53
80	VT	23.70	19.53	24.74	24.37	29.31	28.20	26.47	22.80	21.96	20.57	0.0	29.39

056/86-Mai-21

Ministère des Communications

TABLEAU 2.10

VALEUR DU PARAMETRE FTETA. SAISON: AUTOMNE 1980

REGIONS RECEPTRICES

SOURCE		1 NEO	2 CEO	3 SWO	4 SEO	5 SUD	6 SBJ	7 PBL	8 NQB	9 OTT	10 ABI	11 NIT	12 CHI	13 LSJ
1	ABI	0.41	0.50	0.58	0.66	0.59	0.59	0.77	1.33	0.93	1.00	1.79	2.17	2.24
2	CQB	0.41	0.33	0.38	0.81	0.50	0.79	0.47	1.24	0.83	0.95	1.00	1.55	1.50
3	NQB	0.28	0.40	0.09	0.61	0.0	0.69	0.68	1.00	1.06	0.91	0.99	0.61	0.50
10	NMN	0.66	0.58	0.39	0.54	0.19	0.51	1.22	1.22	0.39	0.54	0.75	0.40	0.40
11	SMN	2.14	1.53	1.09	1.54	0.38	2.83	1.71	1.24	1.26	2.23	1.70	2.91	1.41
12	NWO	2.09	1.84	0.91	1.13	0.71	2.84	2.38	1.24	0.88	3.03	2.41	3.18	3.13
13	NEO	1.25	1.00	1.16	2.01	1.20	2.30	2.05	1.99	2.02	2.37	2.55	2.57	3.38
14	SUD	0.40	0.39	0.92	2.19	0.98	1.58	1.01	1.56	2.81	2.19	1.96	2.79	3.01
15	SWO	0.05	0.20	1.00	2.44	0.46	0.05	0.21	1.11	2.82	1.73	1.35	1.75	2.63
16	SEO	0.0	0.0	0.07	0.15	0.15	0.08	0.17	1.03	0.20	0.09	1.29	1.48	1.73
17	SLV	0.0	0.0	0.0	0.05	0.0	0.04	0.14	0.89	0.27	0.10	0.88	0.96	1.04
18	NDA	0.50	0.41	0.69	1.15	0.59	1.31	1.24	1.58	1.23	1.20	2.32	2.52	2.57
19	GBY	0.0	0.0	0.0	0.0	0.0	0.0	0.09	0.58	0.0	0.0	0.40	0.51	0.69
20	NBK	0.0	0.0	0.0	0.0	0.0	0.13	0.0	0.21	0.0	0.05	0.12	0.35	0.44
21	NSP	0.0	0.0	0.0	0.0	0.0	0.09	0.0	0.08	0.0	0.07	0.10	0.29	0.27
22	NFL	0.0	0.0	0.0	0.0	0.0	0.0	0.0	0.0	0.0	0.0	0.14	0.62	0.51
50	OHO	0.0	0.0	1.45	2.61	0.0	0.24	0.45	0.93	2.81	0.88	1.33	1.48	2.31
51	ILL	0.57	2.10	3.02	4.28	3.47	1.57	1.12	1.01	3.94	2.78	1.48	1.60	3.20
52	PEN	0.0	0.09	0.19	1.36	0.0	0.0	0.0	0.89	0.87	0.40	0.74	1.31	2.14
53	IND	0.20	0.86	3.30	3.88	2.50	1.01	0.62	0.68	3.05	2.19	0.97	1.27	2.24
54	KEN	0.0	0.30	1.61	1.68	0.86	0.29	0.21	0.63	1.78	1.01	0.89	0.89	1.15
55	MCH	0.10	0.64	2.24	3.79	2.05	1.15	0.34	1.31	3.36	2.04	1.90	2.42	2.87
56	TEN	0.0	0.0	1.28	1.18	0.0	0.0	0.0	0.41	1.63	0.58	0.59	0.68	1.08
57	MSU	1.06	2.43	2.92	2.87	2.41	1.36	0.60	0.25	3.47	2.59	1.54	1.50	1.69
58	WVR	0.0	0.0	0.49	1.28	0.0	0.0	0.0	0.89	0.98	0.27	0.72	0.95	1.72
59	NYK	0.0	0.0	0.0	0.03	0.0	0.0	0.0	0.13	0.0	0.0	0.35	0.61	0.88
60	ALA	0.0	0.0	0.89	0.94	0.0	0.0	0.0	0.29	0.48	0.0	0.22	0.44	0.61
61	WI	1.29	2.61	3.08	4.38	4.42	1.70	0.91	1.03	3.45	3.43	1.74	3.30	3.97
62	IA	1.79	2.56	3.69	4.19	3.31	2.30	0.75	0.40	4.58	2.93	1.49	2.79	4.14
63	MIN	2.31	2.66	2.99	3.56	2.37	3.15	1.81	1.31	4.18	3.26	2.32	3.86	3.94
64	VA	0.0	0.06	0.44	0.69	0.17	0.0	0.0	0.67	0.38	0.07	0.59	0.60	1.14
65	NC	0.0	0.08	0.65	0.79	0.22	0.0	0.0	0.27	0.72	0.53	0.28	0.34	0.45
66	NH	0.0	0.0	0.0	0.0	0.0	0.0	0.0	0.15	0.0	0.0	0.37	0.73	0.65
67	GA	0.0	0.0	0.66	0.47	0.0	0.0	0.0	0.22	0.0	0.0	0.0	0.21	0.38
68	SC	0.0	0.0	0.49	0.49	0.29	0.0	0.0	0.0	0.0	0.0	0.0	0.0	0.0
69	MD	0.0	0.0	0.06	0.23	0.0	0.0	0.0	0.33	0.24	0.06	0.08	0.60	1.26
70	DE	0.0	0.0	0.03	0.25	0.0	0.0	0.0	0.16	0.08	0.0	0.08	0.26	0.91
71	NJ	0.0	0.0	0.03	0.08	0.0	0.0	0.0	0.15	0.0	0.0	0.07	0.45	0.88
72	DC	0.0	0.06	0.09	0.28	0.15	0.0	0.0	0.40	0.17	0.13	0.16	0.61	1.36
73	AR	0.0	1.73	3.21	1.78	1.99	0.0	0.0	0.30	1.75	1.70	0.69	1.13	1.33
74	LA	0.0	0.0	0.10	0.0	0.0	0.0	0.0	0.0	0.0	0.0	0.0	0.0	0.0
75	MS	0.0	0.11	0.77	0.44	0.0	0.0	0.0	0.0	0.0	0.0	0.0	0.0	0.11
76	MA	0.0	0.0	0.0	0.04	0.0	0.0	0.0	0.14	0.0	0.0	0.12	0.53	0.69
77	CT	0.0	0.0	0.0	0.04	0.0	0.0	0.0	0.05	0.0	0.0	0.30	0.54	0.78
78	RI	0.0	0.0	0.0	0.04	0.0	0.0	0.0	0.14	0.0	0.0	0.12	0.53	0.69
79	ME	0.0	0.0	0.0	0.0	0.0	0.0	0.0	0.15	0.0	0.0	0.18	0.48	0.54
80	VT	0.0	0.0	0.0	0.08	0.0	0.0	0.0	0.23	0.13	0.0	0.47	0.66	0.84

056/84-Mai-21
Ministère des Communications

TABLEAU 2.10 (suite)

VALEUR DU PARAMETRE FTETA. SAISON: AUTOMNE 1980

REGIONS RECEPTRICES

SOURCE		14 GP	15 MTL	16 NB	17 NE	18 ANT	19 TN	20 WNY	21 ENY	22 SNA	23 NNA	24 NDA	25 LAB
1	ABI	2.14	2.39	2.84	2.91	2.16	2.42	0.58	1.87	2.79	2.71	0.40	2.11
2	CQB	2.21	1.18	1.31	1.35	2.67	2.68	0.87	1.47	0.29	0.75	0.69	2.16
3	NQB	0.57	0.25	0.15	0.20	0.70	0.69	0.74	0.79	0.03	0.08	1.34	1.66
10	NMN	0.56	0.51	0.49	0.35	0.17	0.34	0.29	0.39	0.31	0.36	0.16	0.33
11	SMN	1.32	1.36	0.67	0.90	1.35	0.73	0.40	0.72	0.67	1.10	0.67	0.83
12	NWO	2.34	1.74	2.20	1.89	2.69	1.89	0.59	0.86	0.83	1.66	1.91	1.70
13	NEO	2.18	2.73	2.49	2.02	3.17	2.04	0.81	1.57	1.57	3.10	2.49	2.66
14	SUD	2.29	2.81	2.94	2.56	3.29	1.99	1.13	2.03	2.84	3.70	1.71	2.43
15	SWO	2.03	3.50	4.11	3.83	2.82	2.52	2.08	3.34	3.94	5.15	0.41	2.21
16	SEO	2.35	0.98	3.29	3.46	3.31	2.86	0.23	1.67	2.54	3.16	0.07	2.67
17	SLV	2.26	1.00	2.55	2.30	3.03	2.94	0.0	0.39	0.85	2.23	0.0	2.52
18	NDA	2.08	2.77	3.11	2.50	3.02	2.24	1.19	1.17	1.57	2.92	0.91	2.60
19	GBY	1.00	0.22	0.98	1.26	2.25	2.13	0.0	0.0	0.25	1.22	0.0	1.73
20	NBK	1.10	0.0	0.74	1.79	2.44	2.95	0.0	0.0	0.28	0.33	0.0	1.49
21	NSP	0.59	0.05	0.58	1.00	1.54	2.63	0.0	0.0	0.0	0.22	0.0	1.08
22	NFL	0.51	0.48	0.56	0.45	0.40	1.00	0.0	0.0	0.33	0.69	0.0	0.53
50	OHO	1.19	4.24	2.42	3.71	0.90	1.37	3.26	3.81	4.41	5.02	0.0	0.83
51	ILL	2.36	4.78	3.63	3.05	1.77	0.92	4.77	4.76	5.24	5.26	2.01	1.57
52	PEN	2.18	3.16	3.26	4.05	1.38	1.00	1.19	3.10	3.87	3.88	0.0	1.44
53	IND	1.13	4.44	3.08	3.07	1.25	1.36	4.64	4.80	4.56	5.16	1.71	1.05
54	KEN	0.42	1.74	0.64	2.38	0.18	0.29	2.50	3.44	4.04	1.45	0.42	0.74
55	MCH	2.36	4.25	3.98	3.55	2.67	1.70	3.11	4.28	4.85	5.35	1.40	1.81
56	TEN	0.34	1.52	0.70	0.83	0.0	0.0	2.42	2.04	1.78	0.75	0.0	0.63
57	MSU	1.22	3.18	2.04	2.71	0.84	0.31	3.62	3.08	3.56	3.22	2.85	1.12
58	WVR	0.74	3.20	2.27	3.77	0.43	0.13	1.48	3.27	4.04	3.50	0.0	0.72
59	NYK	1.62	0.90	2.88	4.07	2.15	2.20	0.02	1.00	2.39	2.55	0.0	1.38
60	ALA	0.77	1.32	0.66	0.40	0.21	0.0	1.12	0.65	0.41	0.85	0.0	0.51
61	WI	3.16	4.24	2.70	2.59	2.14	0.50	4.64	5.40	4.33	4.10	3.28	2.09
62	IA	2.73	4.90	3.22	2.44	2.09	1.43	5.43	4.59	2.46	4.57	3.22	1.57
63	MIN	2.97	3.36	2.52	1.61	1.55	1.38	1.82	1.78	0.99	2.99	2.80	2.05
64	VA	1.17	1.98	1.79	3.10	0.80	0.92	0.46	1.63	2.95	2.32	0.23	0.86
65	NC	0.90	0.80	1.14	1.85	0.75	0.59	0.38	1.51	2.07	1.64	0.0	0.65
66	NH	2.32	0.39	2.68	3.56	2.17	3.24	0.0	0.06	0.95	1.27	0.0	1.75
67	GA	0.78	0.53	0.38	0.39	0.19	0.0	0.72	0.62	0.57	0.58	0.0	0.42
68	SC	0.52	0.19	0.68	0.74	0.34	0.34	0.75	1.16	1.27	0.76	0.0	0.16
69	MD	2.27	2.05	2.62	3.41	1.07	0.59	0.44	1.85	2.94	3.16	0.18	0.89
70	DE	1.79	1.50	2.53	3.21	1.49	0.59	0.26	1.07	2.53	2.86	0.0	0.86
71	NJ	1.64	0.91	3.26	3.71	2.16	1.15	0.15	0.78	2.38	2.66	0.0	0.94
72	DC	2.14	2.19	2.33	3.43	0.86	0.36	0.43	2.06	2.92	2.90	0.0	0.92
73	AR	0.66	0.97	0.59	0.72	0.0	0.54	3.10	2.46	2.75	0.55	1.15	0.55
74	LA	0.0	0.0	0.0	0.0	0.0	0.0	0.71	0.64	0.69	0.0	0.0	0.0
75	MS	0.28	0.86	1.02	0.73	0.23	0.37	1.18	1.07	0.59	1.22	0.0	0.0
76	MA	1.70	0.37	2.49	3.70	1.79	2.44	0.04	0.10	0.99	1.37	0.0	0.98
77	CT	1.65	0.68	2.72	3.89	1.99	2.15	0.03	0.21	0.86	1.84	0.0	1.07
78	RI	1.70	0.37	2.49	3.70	1.79	2.44	0.04	0.10	0.99	1.37	0.0	0.98
79	ME	1.89	0.18	2.04	2.86	1.98	3.14	0.0	0.0	0.24	0.99	0.0	1.47
80	VT	2.33	0.67	3.08	3.67	2.38	2.96	0.0	0.34	2.05	2.51	0.0	1.95

0661/84-Mai-21
Ministère des Communications

TABLEAU 2.11

VALEUR DU PARAMETRE TEMPS DE PARCOURS (H). SAISON: AUTOMNE 1980

REGIONS RECEPTRICES

SOURCE		1 NEO	2 CEO	3 SWO	4 SEO	5 SUD	6 SBJ	7 PBL	8 NQB	9 OTT	10 ABI	11 NIT	12 CHI	13 LSJ
1	ABI	40.44	36.20	45.87	24.79	49.32	25.37	42.10	39.52	15.22	5.17	34.54	28.25	16.53
2	CQB	41.08	46.83	50.26	44.48	36.00	24.15	24.49	27.68	37.46	35.86	9.15	18.22	25.96
3	NQB	57.00	71.30	91.50	44.51	0.0	38.77	45.93	11.39	40.50	47.92	37.94	42.28	49.65
10	NMN	44.98	39.66	57.37	57.42	44.36	59.19	63.50	64.88	55.50	54.99	70.36	64.06	61.70
11	SMN	47.70	52.01	61.41	65.55	52.56	61.10	66.18	70.62	64.39	63.26	70.70	66.88	73.10
12	NWO	35.26	37.28	44.92	52.33	42.06	47.60	41.72	57.26	54.92	50.91	58.31	59.88	55.92
13	NEO	21.62	7.82	30.01	31.35	18.27	30.12	41.76	51.95	38.68	27.39	47.30	41.55	43.86
14	SUD	46.94	16.05	17.10	13.01	2.84	32.95	52.59	52.85	21.03	22.73	41.88	36.53	34.33
15	SWO	69.00	50.10	5.88	17.60	48.10	43.00	69.50	54.42	25.23	30.60	40.33	34.41	37.02
16	SEO	0.0	0.0	38.17	30.21	28.75	20.50	58.83	52.20	28.94	29.20	44.23	31.13	25.14
17	SLV	0.0	0.0	0.0	37.50	0.0	23.50	56.83	53.24	31.32	22.88	41.39	30.93	20.97
18	NDA	43.44	25.79	39.17	20.42	28.80	22.07	44.82	45.09	15.72	9.20	38.37	29.85	27.26
19	GBY	0.0	0.0	0.0	0.0	0.0	0.0	43.00	49.08	0.0	0.0	41.81	34.23	30.07
20	NBK	0.0	0.0	0.0	0.0	0.0	90.50	0.0	65.10	0.0	93.00	72.33	44.25	44.18
21	NSP	0.0	0.0	0.0	0.0	0.0	93.00	0.0	54.93	0.0	95.00	75.50	58.25	56.20
22	NFL	0.0	0.0	0.0	0.0	0.0	0.0	0.0	0.0	0.0	0.0	49.75	51.29	57.86
50	OHO	0.0	0.0	28.81	35.45	0.0	79.33	86.15	75.52	39.90	46.31	60.98	56.26	50.50
51	ILL	50.95	37.21	28.45	43.82	29.93	49.66	60.48	72.89	46.47	41.10	64.30	58.38	58.89
52	PEN	0.0	64.00	28.54	26.18	0.0	0.0	0.0	68.99	36.32	40.13	58.06	51.15	44.80
53	IND	91.50	52.10	32.45	43.09	49.08	66.55	78.79	74.33	38.81	46.26	55.88	52.90	54.55
54	KEN	0.0	77.43	44.04	47.92	77.50	87.50	94.50	79.45	42.11	54.57	60.35	55.15	51.25
55	MCH	85.00	23.38	13.41	30.17	18.15	36.53	56.80	59.29	38.78	31.30	45.17	44.63	47.75
56	TEN	0.0	0.0	51.85	55.69	0.0	0.0	0.0	77.98	53.87	54.50	55.92	54.36	61.13
57	MSU	60.03	47.33	40.42	46.69	44.69	66.38	76.59	76.00	51.71	55.15	71.91	62.46	61.16
58	WVR	0.0	0.0	51.73	44.21	0.0	0.0	0.0	82.58	50.77	60.88	74.67	59.69	53.03
59	NYK	0.0	0.0	0.0	89.00	0.0	0.0	0.0	64.34	0.0	0.0	40.92	39.04	37.42
60	ALA	0.0	0.0	54.52	64.33	0.0	0.0	0.0	83.63	46.83	0.0	60.00	57.50	54.33
61	WI	38.69	29.80	34.97	44.06	37.39	44.26	52.34	67.18	56.97	41.39	57.90	51.06	54.94
62	IA	51.73	42.68	43.75	54.21	45.02	61.13	67.95	55.93	57.31	52.27	64.68	65.68	66.46
63	MIN	45.02	46.40	46.33	59.33	47.75	49.94	48.74	63.42	63.74	57.82	58.86	67.27	69.91
64	VA	0.0	71.50	55.45	64.38	79.50	0.0	0.0	81.84	71.13	87.58	76.79	75.50	58.78
65	NC	0.0	83.00	73.12	78.83	88.00	0.0	0.0	80.38	77.33	80.25	91.00	87.88	85.33
66	NH	0.0	0.0	0.0	0.0	0.0	0.0	0.0	55.06	0.0	0.0	53.56	42.05	40.09
67	GA	0.0	0.0	65.38	59.92	0.0	0.0	0.0	83.00	0.0	0.0	0.0	57.00	54.88
68	SC	0.0	0.0	66.71	71.33	93.50	0.0	0.0	0.0	0.0	0.0	0.0	0.0	0.0
69	MD	0.0	0.0	57.50	54.60	0.0	0.0	0.0	76.82	52.00	79.54	63.00	67.61	58.85
70	DE	0.0	0.0	89.00	61.60	0.0	0.0	0.0	66.87	49.00	0.0	67.00	78.25	60.56
71	NJ	0.0	0.0	96.00	59.00	0.0	0.0	0.0	68.64	0.0	0.0	60.00	46.38	46.15
72	DC	0.0	71.50	60.00	62.67	60.00	0.0	0.0	77.57	62.00	84.75	67.50	64.28	59.58
73	AR	0.0	70.47	58.66	62.32	74.19	0.0	0.0	88.88	60.17	68.18	78.17	73.89	72.95
74	LA	0.0	0.0	90.50	0.0	0.0	0.0	0.0	0.0	0.0	0.0	0.0	0.0	0.0
75	MS	0.0	93.50	79.05	68.10	0.0	0.0	0.0	0.0	0.0	0.0	0.0	0.0	64.00
76	MA	0.0	0.0	0.0	86.00	0.0	0.0	0.0	64.82	0.0	0.0	35.75	41.55	36.08
77	CT	0.0	0.0	0.0	95.50	0.0	0.0	0.0	57.05	0.0	0.0	44.50	46.41	41.52
78	RI	0.0	0.0	0.0	86.00	0.0	0.0	0.0	64.82	0.0	0.0	35.75	41.55	36.08
79	ME	0.0	0.0	0.0	0.0	0.0	0.0	0.0	54.75	0.0	0.0	69.25	57.00	51.71
80	VT	0.0	0.0	0.0	32.57	0.0	0.0	0.0	46.96	38.67	0.0	40.10	39.71	29.57

056/84-Mai-21

Ministère des Communications

TABLEAU 2.11 (suite)

VALEUR DU PARAMETRE TEMPS DE PARCOURS (H). SAISON: AUTOMNE 1980

REGIONS RECEPTRICES

SOURCE		14 GP	15 MTL	16 NB	17 NE	18 ANT	19 TN	20 WNY	21 ENY	22 SNA	23 NNA	24 NDA	25 LAB
1	ABI	35.97	18.27	37.99	48.92	51.74	56.02	44.65	28.63	31.66	26.47	20.70	47.37
2	CQB	30.45	30.15	35.16	41.87	42.55	55.95	49.86	41.68	35.50	33.22	40.67	39.36
3	NQB	43.63	37.00	55.00	62.80	53.39	60.60	50.67	42.30	45.50	57.60	48.36	31.79
10	NMN	70.70	64.06	64.59	71.16	89.25	89.25	63.38	68.43	68.90	62.33	59.00	77.46
11	SMN	72.46	67.41	90.31	72.88	83.44	87.70	67.75	65.89	71.00	66.19	57.61	77.03
12	NWO	63.00	52.47	63.63	69.09	69.26	75.77	58.48	62.54	67.17	59.98	47.98	66.15
13	NEO	49.38	42.02	53.92	64.46	59.68	61.99	44.17	49.01	59.24	57.50	20.74	64.86
14	SUD	50.91	29.78	45.19	51.62	61.56	67.40	30.18	33.47	42.67	40.56	19.35	57.37
15	SWO	54.70	31.83	49.19	56.65	63.93	66.28	12.93	27.03	39.15	43.68	33.79	62.26
16	SEO	36.80	7.17	36.36	45.24	50.76	55.12	35.03	10.38	19.40	26.34	31.50	51.18
17	SLV	30.07	5.13	25.94	35.23	43.59	53.92	0.0	34.75	21.64	12.97	0.0	44.80
18	NDA	41.38	27.14	45.81	53.05	53.74	62.43	31.79	32.36	36.73	37.69	2.94	55.91
19	GBY	6.02	29.92	22.42	23.85	18.75	32.51	0.0	0.0	37.00	28.74	0.0	30.56
20	NBK	46.23	0.0	8.60	12.18	34.85	35.80	0.0	0.0	47.50	41.85	0.0	46.29
21	NSP	43.17	93.00	45.86	6.52	38.38	29.18	0.0	0.0	0.0	56.36	0.0	42.97
22	NFL	32.23	64.67	29.55	29.32	28.00	3.89	0.0	0.0	71.13	50.36	0.0	29.55
50	OHO	62.36	49.78	60.75	58.81	78.33	74.10	29.83	39.67	43.66	58.21	0.0	62.76
51	ILL	70.17	57.25	62.31	66.14	77.03	75.06	46.69	55.79	61.88	58.64	32.27	80.51
52	PEN	53.22	38.77	54.60	55.26	64.48	66.36	16.91	23.55	34.39	47.77	0.0	60.47
53	IND	65.33	55.32	66.29	68.07	77.74	79.34	40.04	49.88	55.94	63.27	63.60	79.49
54	KEN	62.38	53.33	66.60	67.76	54.40	78.50	54.56	61.35	62.94	63.97	83.50	68.71
55	MCH	59.84	42.30	55.41	63.03	66.30	71.17	28.45	41.04	48.86	49.76	22.54	69.20
56	TEN	72.67	60.56	75.08	67.12	0.0	0.0	59.25	63.46	69.35	66.22	0.0	69.59
57	MSU	70.82	57.72	67.13	71.28	78.38	82.50	49.36	60.34	60.30	58.85	51.58	80.69
58	WVR	43.19	52.84	63.81	63.26	78.45	60.50	32.89	41.41	50.36	61.47	0.0	61.21
59	NYK	38.64	33.71	38.62	44.72	56.85	60.98	85.00	3.25	10.70	29.45	0.0	54.94
60	ALA	63.92	65.74	77.70	83.52	67.00	0.0	65.19	58.07	59.50	77.38	0.0	76.77
61	WI	63.41	61.23	69.47	76.28	72.85	79.75	53.91	60.36	64.60	66.32	41.39	71.45
62	IA	70.44	66.95	70.53	75.95	73.47	84.70	58.87	62.09	65.23	68.53	50.91	69.99
63	MIN	73.13	68.11	70.19	82.20	78.20	87.20	56.39	58.30	62.50	71.72	64.32	74.31
64	VA	48.92	58.45	55.59	66.65	76.88	71.32	45.02	36.03	47.97	50.66	89.00	68.56
65	NC	65.81	54.99	52.06	72.48	81.94	65.50	62.81	45.17	57.89	53.07	0.0	77.59
66	NH	35.78	38.52	23.58	32.55	41.45	51.06	0.0	18.88	4.91	13.50	0.0	51.04
67	GA	64.83	46.60	58.50	79.17	65.00	0.0	53.69	57.43	75.25	63.80	0.0	74.91
68	SC	62.63	73.50	58.42	78.25	69.70	83.25	58.81	60.71	61.87	58.74	0.0	77.95
69	MD	55.42	54.20	52.21	55.45	51.80	64.50	34.96	28.07	32.06	47.12	75.50	64.59
70	DE	54.72	55.84	49.37	54.25	49.97	64.72	39.56	31.67	31.40	46.23	0.0	66.48
71	NJ	46.33	39.31	46.30	50.25	57.64	66.23	45.58	18.99	19.46	37.17	0.0	65.38
72	DC	55.15	54.78	50.74	60.35	60.63	64.92	36.41	34.56	33.90	48.66	0.0	65.00
73	AR	80.50	65.19	70.50	69.70	0.0	87.50	61.38	59.84	61.70	64.25	73.50	82.45
74	LA	0.0	0.0	0.0	0.0	0.0	0.0	82.80	81.50	81.20	0.0	0.0	0.0
75	MS	75.75	70.16	80.14	84.10	80.50	94.50	73.62	66.10	67.70	76.39	0.0	0.0
76	MA	47.39	39.44	37.65	39.03	51.30	63.35	81.50	15.75	4.41	30.05	0.0	56.40
77	CT	42.07	37.02	38.89	41.20	52.53	64.09	92.50	21.28	6.44	30.74	0.0	55.14
78	RI	47.39	39.44	37.65	39.03	51.30	63.35	81.50	15.75	4.41	30.05	0.0	56.40
79	ME	38.35	39.89	16.28	25.77	37.30	46.18	0.0	0.0	41.05	5.32	0.0	46.98
80	VT	36.46	23.07	29.46	39.36	45.00	52.46	0.0	5.64	6.95	16.48	0.0	52.95

056/84-Mai-21
Ministère des Communications

TABLEAU 2.12

. VALEUR DU PARAMETRE VITESSE DE PARCOURS (KM/H). SAISON: AUTOMNE 1980

REGIONS RECEPTRICES

SOURCE		1 NEO	2 CEO	3 SWO	4 SEO	5 SUD	6 SBJ	7 PBL	8 NQB	9 OTT	10 ABI	11 NIT	12 CHI	13 LSJ
1	ABI	28.54	29.49	27.70	28.04	29.71	27.34	30.27	38.37	27.66	27.22	34.56	31.75	27.91
2	CQB	33.51	34.46	34.86	33.14	37.79	28.56	26.95	32.86	30.66	31.54	28.43	27.74	29.81
3	NQB	38.65	34.90	30.59	41.08	0.0	36.16	27.34	22.44	40.17	35.50	24.63	26.98	28.71
10	NMN	32.14	41.89	37.07	36.78	40.99	34.65	28.82	29.49	38.46	36.72	31.42	35.50	38.39
11	SMN	34.18	35.26	34.27	33.51	35.78	31.71	32.73	38.07	34.67	33.37	38.98	36.81	36.07
12	NWO	26.22	30.92	29.25	30.85	29.06	29.49	30.33	34.03	32.51	31.60	31.58	31.56	34.61
13	NEO	27.76	25.63	26.86	25.20	24.33	30.22	34.10	36.97	27.22	28.66	37.35	31.30	31.05
14	SUD	27.11	25.35	23.99	26.33	22.96	31.94	32.28	36.92	25.60	28.63	38.24	33.49	31.21
15	SWO	30.63	26.22	23.03	27.44	25.98	32.49	36.69	39.77	29.66	29.73	41.21	37.61	31.36
16	SEO	0.0	0.0	19.10	21.16	20.75	38.05	36.92	38.27	22.73	25.34	33.89	33.36	30.79
17	SLV	0.0	0.0	0.0	17.15	0.0	29.18	33.28	35.36	19.16	20.02	31.35	31.27	27.23
18	NDA	27.29	26.41	26.65	28.08	25.96	30.15	30.68	37.57	28.09	27.51	35.99	32.36	27.77
19	GBY	0.0	0.0	0.0	0.0	0.0	0.0	26.72	29.56	0.0	0.0	24.37	25.24	25.20
20	NBK	0.0	0.0	0.0	0.0	0.0	32.01	0.0	32.52	0.0	33.14	28.91	27.93	28.52
21	NSP	0.0	0.0	0.0	0.0	0.0	31.35	0.0	33.98	0.0	31.69	29.42	28.25	29.11
22	NFL	0.0	0.0	0.0	0.0	0.0	0.0	0.0	0.0	0.0	0.0	27.96	27.85	29.23
50	OHO	0.0	0.0	23.02	25.14	0.0	29.74	32.68	37.51	26.46	27.51	34.57	32.93	31.81
51	ILL	35.58	27.85	28.98	29.56	33.28	34.62	35.72	35.66	29.57	33.78	38.83	34.89	34.16
52	PEN	0.0	32.74	23.39	26.75	0.0	0.0	0.0	37.78	30.46	30.52	31.64	31.22	30.56
53	IND	29.17	21.85	27.44	29.67	24.27	30.57	28.99	36.54	33.40	31.96	41.20	39.21	34.97
54	KEN	0.0	21.30	25.98	29.15	22.13	26.86	27.63	39.86	35.60	31.53	42.19	41.32	39.45
55	MCH	33.61	26.16	24.55	26.71	31.31	40.16	38.66	38.50	25.78	31.70	39.13	35.77	32.32
56	TEN	0.0	0.0	27.84	30.95	0.0	0.0	0.0	43.21	33.74	34.49	46.98	45.09	38.49
57	MSU	32.76	33.22	32.65	35.57	34.41	34.75	35.94	39.11	35.05	35.08	38.30	40.10	37.46
58	WVR	0.0	0.0	21.12	23.66	0.0	0.0	0.0	38.85	25.32	25.28	31.11	32.46	31.46
59	NYK	0.0	0.0	0.0	19.43	0.0	0.0	0.0	43.05	0.0	0.0	34.91	33.03	29.55
60	ALA	0.0	0.0	29.87	30.83	0.0	0.0	0.0	43.27	41.51	0.0	47.15	46.85	45.55
61	WI	36.87	29.02	26.04	28.03	26.11	37.56	37.46	37.64	26.83	34.57	39.34	38.23	36.36
62	IA	36.63	34.05	28.73	29.45	30.75	35.27	33.73	46.22	30.45	37.85	38.05	36.83	36.81
63	MIN	34.88	31.41	29.88	29.04	29.27	38.38	40.72	41.00	34.27	34.39	40.93	35.68	33.38
64	VA	0.0	34.50	23.54	23.91	32.46	0.0	0.0	39.04	26.09	34.54	30.12	27.56	28.81
65	NC	0.0	32.54	23.36	25.33	31.53	0.0	0.0	41.11	23.92	25.06	31.02	29.03	26.73
66	NH	0.0	0.0	0.0	0.0	0.0	0.0	0.0	42.20	0.0	0.0	29.95	30.70	28.53
67	GA	0.0	0.0	31.13	35.08	0.0	0.0	0.0	44.25	0.0	0.0	0.0	45.61	44.73
68	SC	0.0	0.0	31.23	30.85	30.54	0.0	0.0	0.0	0.0	0.0	0.0	0.0	0.0
69	MD	0.0	0.0	17.98	24.03	0.0	0.0	0.0	38.61	30.28	34.89	29.05	29.70	27.99
70	DE	0.0	0.0	21.20	20.77	0.0	0.0	0.0	46.99	24.33	0.0	28.26	27.48	26.05
71	NJ	0.0	0.0	23.82	19.01	0.0	0.0	0.0	48.48	0.0	0.0	26.27	30.33	27.91
72	DC	0.0	35.34	25.62	23.65	38.36	0.0	0.0	38.07	31.75	34.19	29.40	29.66	28.63
73	AR	0.0	30.09	32.12	35.02	30.99	0.0	0.0	39.24	36.84	34.54	39.52	39.02	36.86
74	LA	0.0	0.0	36.18	0.0	0.0	0.0	0.0	0.0	0.0	0.0	0.0	0.0	0.0
75	MS	0.0	33.63	32.85	33.87	0.0	0.0	0.0	0.0	0.0	0.0	0.0	0.0	42.82
76	MA	0.0	0.0	0.0	20.12	0.0	0.0	0.0	45.53	0.0	0.0	37.43	29.94	28.03
77	CT	0.0	0.0	0.0	24.81	0.0	0.0	0.0	54.33	0.0	0.0	31.64	29.35	27.25
78	RI	0.0	0.0	0.0	20.12	0.0	0.0	0.0	45.53	0.0	0.0	37.43	29.94	28.03
79	ME	0.0	0.0	0.0	0.0	0.0	0.0	0.0	38.73	0.0	0.0	28.64	27.35	27.52
80	VT	0.0	0.0	0.0	13.33	0.0	0.0	0.0	43.37	12.10	0.0	34.63	31.45	29.89

066/84-Mai-21

Ministère des Communications

TABLEAU 2.12 (suite)

VALEUR DU PARAMETRE VITESSE DE PARCOURS (KM/H). SAISON: AUTOMNE 1980

REGIONS RECEPTRICES

SOURCE		14 GP	15 MTL	16 NB	17 NE	18 ANT	19 TN	20 WNY	21 ENY	22 SNA	23 NNA	24 NDA	25 LAB
1	ABI	33.49	29.52	29.43	30.42	37.76	36.91	29.91	31.04	32.53	30.96	24.36	34.62
2	CQB	31.28	32.82	31.50	32.02	32.26	35.81	35.36	39.32	38.66	33.48	32.42	30.70
3	NQB	27.30	39.89	28.69	27.58	26.44	29.06	41.64	49.00	43.46	29.71	33.91	26.04
10	NMN	39.61	38.32	44.98	44.26	35.75	41.59	37.78	37.61	39.68	44.10	34.31	34.28
11	SMN	40.21	36.09	36.03	44.29	39.37	38.30	32.49	36.69	38.01	41.42	31.97	40.28
12	NWO	35.43	35.90	37.85	37.73	36.24	39.58	28.34	34.14	35.89	36.34	30.01	35.97
13	NEO	35.45	30.92	32.47	32.11	37.54	38.42	26.78	27.57	27.29	30.10	26.05	37.12
14	SUD	34.84	29.04	31.50	32.61	36.13	35.97	27.19	27.76	29.48	29.69	28.50	36.00
15	SWO	33.00	28.59	30.37	30.14	32.88	33.49	24.23	27.49	28.93	28.93	32.58	35.89
16	SEO	31.91	27.23	29.17	30.22	32.11	32.84	20.34	27.94	30.95	28.57	37.65	34.79
17	SLV	30.11	26.13	28.81	30.72	29.58	31.23	0.0	22.67	28.93	28.93	0.0	33.66
18	NDA	36.16	28.08	29.84	30.92	36.04	36.93	31.19	30.89	31.62	28.64	25.42	36.35
19	GBY	26.78	25.39	28.32	33.21	27.34	30.05	0.0	0.0	25.71	28.44	0.0	31.59
20	NBK	26.56	0.0	25.71	27.96	28.75	29.87	0.0	0.0	24.35	28.14	0.0	31.14
21	NSP	25.08	32.38	27.85	25.70	27.24	28.65	0.0	0.0	0.0	28.73	0.0	30.06
22	NFL	31.77	30.91	41.56	45.57	28.33	28.74	0.0	0.0	34.57	33.37	0.0	26.62
50	OHO	32.70	27.11	30.70	33.14	33.51	35.36	24.52	25.94	29.67	28.15	0.0	40.95
51	ILL	36.04	30.96	35.55	37.43	38.17	38.92	27.25	28.02	30.01	33.42	36.79	34.88
52	PEN	32.71	28.01	28.70	30.03	32.75	34.65	23.25	26.32	28.32	27.74	0.0	36.99
53	IND	35.54	30.67	33.69	35.22	33.47	37.39	29.42	30.00	30.90	31.06	24.62	36.04
54	KEN	45.16	34.01	34.80	34.46	49.89	39.04	25.45	27.38	29.02	31.34	23.49	44.02
55	MCH	33.14	28.92	31.72	31.44	35.97	36.97	25.47	27.89	29.34	30.56	35.92	35.80
56	TEN	41.92	34.58	34.23	37.35	0.0	0.0	26.83	28.29	26.92	34.18	0.0	44.82
57	MSU	40.24	36.20	39.21	39.89	38.31	40.54	32.27	32.28	36.28	39.63	35.68	38.26
58	WVR	46.95	26.38	29.12	31.33	37.47	41.15	25.12	25.65	27.06	25.89	0.0	43.39
59	NYK	33.28	23.36	26.95	29.02	32.24	30.32	18.63	25.13	26.25	25.71	0.0	36.11
60	ALA	45.91	34.85	35.82	33.99	47.62	0.0	28.15	34.05	36.36	34.14	0.0	44.16
61	WI	38.45	29.94	35.06	34.13	38.86	36.62	27.24	28.40	29.96	32.48	32.99	38.75
62	IA	37.34	32.54	39.35	39.70	41.20	40.36	28.89	30.03	32.07	36.17	38.63	43.16
63	MIN	37.41	33.84	38.47	37.80	40.49	38.44	29.66	33.12	35.76	36.56	33.06	42.54
64	VA	39.21	27.27	29.58	27.79	36.06	38.02	23.26	27.00	22.98	28.07	34.00	37.31
65	NC	38.88	28.88	36.60	29.50	37.84	43.36	29.87	31.55	26.26	32.70	0.0	37.82
66	NH	31.32	23.70	27.91	30.32	31.99	31.59	0.0	21.52	26.40	25.32	0.0	33.81
67	GA	44.49	43.95	44.27	32.39	47.60	0.0	32.84	37.40	28.26	39.93	0.0	44.87
68	SC	42.02	34.34	41.16	35.26	41.06	40.31	31.57	32.03	33.14	38.88	0.0	40.58
69	MD	32.07	24.43	27.36	28.31	39.57	37.85	21.57	23.42	24.65	24.79	35.74	36.17
70	DE	31.62	23.98	27.35	26.87	39.60	37.21	19.02	22.33	23.27	24.40	0.0	35.55
71	NJ	32.14	26.57	26.36	27.59	32.95	32.05	19.40	19.96	24.59	25.21	0.0	33.55
72	DC	32.97	25.57	28.75	27.59	37.18	37.45	21.72	22.86	25.24	25.41	0.0	36.92
73	AR	39.45	38.40	42.04	44.29	0.0	42.50	34.97	38.50	40.22	42.76	31.70	40.60
74	LA	0.0	0.0	0.0	0.0	0.0	0.0	32.05	34.24	36.21	0.0	0.0	0.0
75	MS	40.44	36.72	37.65	37.23	40.63	39.88	32.24	34.86	36.30	36.82	0.0	0.0
76	MA	29.33	26.31	24.44	26.56	33.38	30.14	18.90	17.59	23.92	24.06	0.0	34.52
77	CT	32.47	24.27	25.32	27.83	33.70	30.51	24.28	16.79	23.88	24.44	0.0	35.80
78	RI	29.33	26.31	24.44	26.56	33.38	30.14	18.90	17.59	23.92	24.06	0.0	34.52
79	ME	28.44	26.02	25.74	27.71	31.39	29.91	0.0	0.0	23.83	25.74	0.0	32.53
80	VT	31.89	23.85	27.82	30.08	32.52	31.91	0.0	20.95	27.74	26.62	0.0	34.19

055/84-Mai-21

Ministère des Communications

ANNEXE 3

RÉSULTATS DE L'ÉTUDE DE SENSIBILITÉ DES PARAMÈTRES

TABLEAU 3.1

VARIATION DES CONCENTRATIONS DE SO2 ET SO4 ET DES DEPOTS
DE SO2,SO4 ET S EN FONCTION DU TEMPS DEPUIS L'EMISSION
(EPISODES SECS ET HUMIDES SIMULES PAR UNE CHAINE DE MARKOV DOUBLE)

TEMPS	CONCENTRATIONS EN UG/M3-TGS				DEPOTS EN KG/HA-ANNEE-TGS							
ECOULE	SO2	SO2	SO4	SO4	SO2 SEC		SO4 SEC		S SEC	SO2	SO4	S
HRES	SEC	HUMIDE	SEC	HUMIDE	EPISODE SEC	EPISODE HUMIDE	EPISODE SEC	EPISODE HUMIDE		HUMIDE	HUMIDE	HUMIDE
.25	172.7338	37.8552	.6624	.1370	272.3667	59.6901	.2089	.0432	166.1290	188.5836	2.2294	95.0349
.50	103.4484	22.1871	.8043	.1548	163.1174	34.9847	.2536	.0488	99.1408	91.0595	2.0566	46.2152
.75	66.1057	13.9131	.7781	.1408	104.2355	21.9382	.2454	.0444	63.1666	58.7316	1.9112	30.0029
1.00	46.0510	9.5317	.7276	.1247	72.6132	15.0295	.2295	.0393	43.9096	42.7133	1.7883	21.9527
1.25	34.1090	6.9548	.6772	.1107	53.7831	10.9663	.2136	.0349	32.4578	33.2021	1.6828	17.1620
1.50	26.3971	5.3094	.6315	.0989	41.6229	8.3718	.1992	.0312	25.0728	26.9302	1.5911	13.9454
1.75	21.1058	4.1921	.5911	.0890	33.2796	6.6101	.1864	.0281	20.0165	22.4989	1.5103	11.7529
2.00	17.3040	3.3970	.5554	.0807	27.2849	5.3564	.1752	.0255	16.3849	19.2111	1.4381	10.0849
3.00	9.2332	1.7397	.4482	.0577	14.5590	2.7431	.1413	.0182	8.7047	11.7123	1.2088	6.2591
4.00	5.8020	1.0545	.3775	.0438	9.1486	1.6628	.1191	.0138	5.4503	8.1021	1.0377	4.3969
5.00	4.0239	.7072	.3287	.0347	6.3449	1.1151	.1037	.0109	3.7682	6.0079	.9010	3.3043
6.00	2.9865	.5082	.2938	.0283	4.7091	.8013	.0927	.0089	2.7890	4.6552	.7882	2.5904
7.00	2.3290	.3840	.2683	.0237	3.6723	.6054	.0846	.0075	2.1694	3.7181	.6934	2.0902
8.00	1.8847	.3012	.2490	.0202	2.9718	.4749	.0785	.0064	1.7517	3.0361	.6130	1.7224
9.00	1.5686	.2431	.2340	.0175	2.4734	.3833	.0738	.0055	1.4546	2.5215	.5444	1.4422
10.00	1.3339	.2005	.2221	.0153	2.1033	.3161	.0700	.0048	1.2345	2.1222	.4855	1.2229
11.00	1.1534	.1682	.2122	.0135	1.8186	.2652	.0669	.0043	1.0658	1.8055	.4348	1.0477
12.00	1.0103	.1429	.2039	.0121	1.5930	.2254	.0643	.0038	.9319	1.5499	.3911	.9053
13.00	.8942	.1228	.1966	.0108	1.4099	.1936	.0620	.0034	.8236	1.3405	.3533	.7880
14.00	.7980	.1064	.1902	.0098	1.2584	.1677	.0600	.0031	.7339	1.1669	.3205	.6903
15.00	.7172	.0928	.1844	.0089	1.1308	.1464	.0582	.0028	.6590	1.0215	.2920	.6081
16.00	.6482	.0815	.1791	.0081	1.0220	.1285	.0565	.0026	.5949	.8986	.2671	.5383
17.00	.5886	.0719	.1742	.0075	.9282	.1133	.0549	.0024	.5398	.7940	.2454	.4788
18.00	.5368	.0637	.1695	.0069	.8465	.1004	.0535	.0022	.4920	.7043	.2263	.4276
19.00	.4914	.0567	.1652	.0064	.7748	.0893	.0521	.0020	.4501	.6270	.2096	.3835
20.00	.4512	.0506	.1610	.0059	.7114	.0797	.0508	.0019	.4131	.5599	.1949	.3449
21.00	.4155	.0453	.1571	.0055	.6551	.0714	.0495	.0017	.3803	.5015	.1819	.3114
22.00	.3835	.0407	.1533	.0052	.6048	.0641	.0483	.0016	.3511	.4504	.1703	.2820
23.00	.3549	.0366	.1497	.0049	.5596	.0577	.0472	.0015	.3249	.4056	.1601	.2561
24.00	.3291	.0330	.1462	.0046	.5189	.0521	.0461	.0015	.3013	.3660	.1510	.2333
30.00	.2168	.0186	.1276	.0034	.3419	.0293	.0402	.0011	.1994	.2063	.1126	.1407
36.00	.1495	.0111	.1120	.0028	.2357	.0175	.0353	.0009	.1387	.1232	.0904	.0917
42.00	.1064	.0069	.0987	.0023	.1678	.0110	.0311	.0007	.1000	.0770	.0759	.0638
48.00	.0775	.0045	.0872	.0020	.1222	.0071	.0275	.0006	.0740	.0500	.0653	.0467
54.00	.0575	.0030	.0771	.0017	.0907	.0048	.0243	.0005	.0560	.0335	.0569	.0357
60.00	.0433	.0021	.0684	.0015	.0682	.0033	.0216	.0005	.0431	.0231	.0500	.0282
66.00	.0329	.0015	.0607	.0014	.0520	.0023	.0191	.0004	.0337	.0163	.0441	.0229
72.00	.0253	.0011	.0540	.0012	.0399	.0017	.0170	.0004	.0266	.0118	.0391	.0189
78.00	.0196	.0008	.0481	.0011	.0309	.0012	.0152	.0003	.0212	.0086	.0347	.0159
84.00	.0153	.0006	.0429	.0009	.0241	.0009	.0135	.0003	.0171	.0064	.0308	.0135
90.00	.0120	.0004	.0383	.0008	.0189	.0007	.0121	.0003	.0139	.0049	.0275	.0116
96.00	.0094	.0003	.0342	.0008	.0149	.0005	.0108	.0002	.0114	.0037	.0245	.0100

TABLEAU 3.2

VARIATION DES CONCENTRATIONS DE SO2 ET SO4 ET DES DEPOTS
DE SO2,SO4 ET S EN FONCTION DU TEMPS DEPUIS L'EMISSION
(EPISODES SECS ET HUMIDES SIMULES PAR UNE CHAINE DE MARKOV SIMPLE)

TEMPS	CONCENTRATIONS EN UG/M3-TGS				DEPOTS EN KG/HA-ANNEE-TGS							
ECOULE	SO2	SO2	SO4	SO4	SO2 SEC		SO4 SEC		S SEC	SO2	SO4	S
HRES	SEC	HUMIDE	SEC	HUMIDE	EPISODE SEC	EPISODE HUMIDE	EPISODE SEC	EPISODE HUMIDE		HUMIDE	HUMIDE	HUMIDE
.25	199.3950	11.9035	.7651	.0431	314.4060	18.7694	.2413	.0136	166.6700	59.2998	.7009	29.8835
.50	119.4991	6.9770	.9311	.0487	188.4261	11.0014	.2936	.0154	99.8030	28.6349	.6467	14.5330
.75	76.4398	4.3770	.9035	.0443	120.5303	6.9017	.2849	.0140	63.8006	18.4767	.6019	9.4390
1.00	53.3160	3.0015	.8481	.0394	84.0687	4.7328	.2675	.0124	44.4948	13.4504	.5652	6.9136
1.25	39.5453	2.1936	.7927	.0352	62.3550	3.4588	.2500	.0111	32.9965	10.4721	.5350	5.4144
1.50	30.6505	1.6784	.7424	.0317	48.3297	2.6466	.2341	.0100	25.5699	8.5134	.5101	4.4267
1.75	24.5456	1.3292	.6980	.0289	38.7034	2.0959	.2201	.0091	20.4744	7.1338	.4895	3.7300
2.00	20.1571	1.0810	.6589	.0265	31.7837	1.7046	.2078	.0084	16.8146	6.1136	.4722	3.2142
3.00	10.8284	.5651	.5412	.0203	17.0742	.8910	.1707	.0064	9.0395	3.8044	.4261	2.0442
4.00	6.8500	.3521	.4633	.0169	10.8010	.5552	.1461	.0053	5.7281	2.7051	.3998	1.4858
5.00	4.7814	.2437	.4092	.0147	7.5392	.3843	.1290	.0046	4.0062	2.0705	.3821	1.1626
6.00	3.5706	.1812	.3703	.0132	5.6301	.2857	.1168	.0042	2.9982	1.6597	.3684	.9526
7.00	2.8008	.1418	.3417	.0122	4.4164	.2235	.1078	.0038	2.3570	1.3728	.3567	.8053
8.00	2.2793	.1152	.3201	.0114	3.5940	.1817	.1009	.0036	1.9227	1.1614	.3461	.6960
9.00	1.9072	.0963	.3032	.0108	3.0073	.1519	.0956	.0034	1.6125	.9993	.3362	.6117
10.00	1.6301	.0823	.2895	.0103	2.5703	.1298	.0913	.0032	1.3814	.8712	.3268	.5445
11.00	1.4163	.0715	.2781	.0099	2.2331	.1127	.0877	.0031	1.2031	.7675	.3178	.4897
12.00	1.2463	.0629	.2683	.0095	1.9652	.0992	.0846	.0030	1.0613	.6820	.3091	.4441
13.00	1.1079	.0559	.2596	.0092	1.7469	.0882	.0819	.0029	.9458	.6104	.3008	.4055
14.00	.9929	.0501	.2518	.0090	1.5656	.0790	.0794	.0028	.8499	.5496	.2927	.3724
15.00	.8958	.0452	.2445	.0087	1.4124	.0713	.0771	.0027	.7683	.4975	.2849	.3437
16.00	.8126	.0410	.2377	.0085	1.2813	.0647	.0750	.0027	.6987	.4523	.2774	.3186
17.00	.7406	.0374	.2312	.0082	1.1678	.0589	.0729	.0026	.6386	.4129	.2701	.2965
18.00	.6776	.0342	.2251	.0080	1.0685	.0539	.0710	.0025	.5860	.3782	.2630	.2768
19.00	.6222	.0314	.2191	.0078	.9811	.0495	.0691	.0025	.5392	.3475	.2561	.2591
20.00	.5730	.0289	.2134	.0076	.9035	.0456	.0673	.0024	.4978	.3202	.2494	.2432
21.00	.5291	.0267	.2079	.0074	.8343	.0421	.0656	.0023	.4608	.2957	.2429	.2288
22.00	.4897	.0247	.2026	.0072	.7722	.0390	.0639	.0023	.4276	.2738	.2366	.2158
23.00	.4543	.0229	.1974	.0070	.7163	.0361	.0622	.0022	.3977	.2540	.2305	.2038
24.00	.4222	.0213	.1923	.0068	.6657	.0336	.0607	.0022	.3706	.2361	.2246	.1929
30.00	.2811	.0142	.1649	.0059	.4433	.0224	.0520	.0018	.2508	.1572	.1922	.1427
36.00	.1950	.0098	.1415	.0050	.3075	.0155	.0446	.0016	.1769	.1091	.1648	.1095
42.00	.1392	.0070	.1217	.0043	.2194	.0111	.0384	.0014	.1285	.0778	.1415	.0861
48.00	.1014	.0051	.1047	.0037	.1598	.0081	.0330	.0012	.0953	.0567	.1218	.0689
54.00	.0750	.0038	.0903	.0032	.1183	.0060	.0285	.0010	.0720	.0420	.1049	.0559
60.00	.0562	.0028	.0779	.0028	.0886	.0045	.0246	.0009	.0550	.0314	.0905	.0459
66.00	.0425	.0021	.0673	.0024	.0671	.0034	.0212	.0008	.0426	.0238	.0782	.0380
72.00	.0325	.0016	.0582	.0021	.0512	.0026	.0184	.0007	.0332	.0182	.0676	.0316
78.00	.0249	.0013	.0505	.0018	.0393	.0020	.0159	.0006	.0262	.0140	.0586	.0265
84.00	.0193	.0010	.0438	.0016	.0304	.0015	.0138	.0005	.0207	.0108	.0508	.0223
90.00	.0150	.0008	.0380	.0014	.0236	.0012	.0120	.0004	.0165	.0084	.0441	.0189
96.00	.0117	.0006	.0330	.0012	.0184	.0009	.0104	.0004	.0133	.0065	.0383	.0161

TABLEAU 3.3

VARIATION DES CONCENTRATIONS DE SO2 ET SO4 ET DES DEPOTS DE SO2,SO4 ET S EN FONCTION DU TEMPS DEPUIS L'EMISSION

(PARAMETRES DES EPISODES SECS ET HUMIDES : ALM = .084 BBM = .189 GAMMA = .461 DELTA = .023 AM = .509 HM = .388

TEMPS ECOULE	CONCENTRATIONS EN UG/M3=TGS				DEPOTS EN KG/HA=ANNEE=TGS							
	SO2	SO2	SO4	SO4	SO2 SEC		SO4 SEC		S SEC	SO2	SO4	S
HRES	SEC	HUMIDE	SEC	HUMIDE	EPISODE SEC	EPISODE HUMIDE	EPISODE SEC	EPISODE HUMIDE		HUMIDE	HUMIDE	HUMIDE
.25	157.0986	53.0738	.0024	.1918	247.7131	83.6868	.1900	.0605	165.7785	264.3986	3.1220	133.2399
.50	94.0768	31.0641	.7313	.2158	148.3403	48.9850	.2306	.0681	98.7396	127.4949	2.8669	64.7056
.75	60.1087	19.4435	.7071	.1950	94.7794	30.6585	.2230	.0615	62.8148	82.0768	2.6465	41.9206
1.00	41.8653	13.2868	.6609	.1713	66.0133	20.9538	.2084	.0540	43.5675	59.5500	2.4558	30.5936
1.25	31.0013	9.6701	.6147	.1506	48.8829	15.2479	.1938	.0475	32.1454	46.1653	2.2895	23.8458
1.50	23.9852	7.3608	.5727	.1332	37.8198	11.6066	.1806	.0420	24.7892	37.3357	2.1432	19.3822
1.75	19.1711	5.7941	.5356	.1187	30.2290	9.1362	.1689	.0374	19.7518	31.0971	2.0133	16.2196
2.00	15.7120	4.6804	.5028	.1065	24.7747	7.3801	.1586	.0336	16.1391	26.4693	1.8972	13.8670
3.00	8.3689	2.3664	.4038	.0731	13.1961	3.7314	.1274	.0231	8.5157	15.9321	1.5320	8.4767
4.00	5.2477	1.4169	.3386	.0536	8.2746	2.2341	.1068	.0169	5.2957	10.8858	1.2701	5.8063
5.00	3.6310	.9393	.2933	.0412	5.7253	1.4811	.0925	.0130	3.6382	7.9794	1.0714	4.3468
6.00	2.6882	.6677	.2610	.0329	4.2388	1.0529	.0823	.0104	2.6769	6.1166	.9148	3.3032
7.00	2.0911	.4994	.2372	.0269	3.2972	.7875	.0748	.0085	2.0700	4.8363	.7868	2.6011
8.00	1.6879	.3881	.2193	.0226	2.6615	.6119	.0692	.0071	1.6624	3.9120	.6857	2.1046
9.00	1.4013	.3104	.2053	.0193	2.2095	.4895	.0647	.0061	1.3734	3.2201	.6005	1.8102
10.00	1.1886	.2539	.1941	.0167	1.8742	.4003	.0612	.0053	1.1593	2.6873	.5294	1.5201
11.00	1.0251	.2113	.1848	.0146	1.6164	.3331	.0583	.0046	.9955	2.2680	.4698	1.2900
12.00	.8958	.1782	.1770	.0130	1.4124	.2810	.0558	.0041	.8665	1.9321	.4196	1.1059
13.00	.7909	.1520	.1701	.0116	1.2471	.2396	.0537	.0037	.7624	1.6590	.3769	.9551
14.00	.7042	.1308	.1641	.0104	1.1104	.2062	.0517	.0033	.6764	1.4342	.3406	.8306
15.00	.6313	.1133	.1586	.0094	.9955	.1787	.0500	.0030	.6048	1.2472	.3095	.7268
16.00	.5693	.0989	.1535	.0086	.8976	.1559	.0484	.0027	.5438	1.0903	.2828	.6394
17.00	.5158	.0867	.1488	.0079	.8133	.1367	.0469	.0025	.4915	.9576	.2597	.5654
18.00	.4694	.0764	.1444	.0073	.7401	.1204	.0456	.0023	.4462	.8446	.2397	.5022
19.00	.4287	.0676	.1403	.0068	.6759	.1066	.0442	.0021	.4067	.7478	.2223	.4480
20.00	.3927	.0600	.1364	.0063	.6193	.0946	.0430	.0020	.3720	.6644	.2071	.4012
21.00	.3609	.0535	.1327	.0059	.5690	.0843	.0418	.0019	.3412	.5922	.1936	.3607
22.00	.3325	.0478	.1291	.0055	.5242	.0754	.0407	.0017	.3139	.5294	.1818	.3253
23.00	.3070	.0428	.1257	.0052	.4841	.0675	.0396	.0016	.2896	.4746	.1713	.2944
24.00	.2841	.0385	.1224	.0049	.4479	.0607	.0386	.0016	.2677	.4266	.1619	.2673
30.00	.1849	.0213	.1050	.0037	.2916	.0335	.0331	.0012	.1740	.2357	.1220	.1585
36.00	.1261	.0125	.0906	.0030	.1988	.0198	.0286	.0009	.1191	.1391	.0979	.1022
42.00	.0868	.0078	.0785	.0025	.1400	.0123	.0248	.0008	.0847	.0864	.0814	.0705
48.00	.0640	.0050	.0682	.0021	.1009	.0080	.0215	.0007	.0618	.0559	.0690	.0510
54.00	.0470	.0034	.0594	.0018	.0741	.0053	.0187	.0006	.0461	.0375	.0591	.0385
60.00	.0350	.0023	.0518	.0016	.0552	.0037	.0163	.0005	.0350	.0259	.0510	.0299
66.00	.0264	.0017	.0453	.0014	.0416	.0026	.0143	.0004	.0270	.0183	.0441	.0239
72.00	.0201	.0012	.0397	.0012	.0316	.0019	.0125	.0004	.0211	.0132	.0383	.0194
78.00	.0154	.0009	.0348	.0010	.0243	.0014	.0110	.0003	.0166	.0097	.0334	.0160
84.00	.0119	.0006	.0306	.0009	.0187	.0010	.0096	.0003	.0132	.0072	.0291	.0133
90.00	.0092	.0005	.0269	.0008	.0146	.0008	.0085	.0002	.0106	.0054	.0254	.0112
96.00	.0072	.0004	.0237	.0007	.0114	.0006	.0075	.0002	.0085	.0041	.0223	.0095

TABLEAU 3.4

VARIATION DES CONCENTRATIONS DE SO2 ET SO4 ET DES DEPOTS DE SO2,SO4 ET S EN FONCTION DU TEMPS DEPUIS L'EMISSION

(PARAMETRES DES EPISODES SECS ET HUMIDES : ALM = .693 BBM = .150 GAMMA = .549 DELTA = .038 AM = .344 BM = .335

TEMPS	CONCENTRATIONS EN UG/M3-TGS				DEPOTS EN KG/HA-ANNEE-TGS							
ECOULE	SO2	SO2	SO4	SO4	SO2 SEC		SO4 SEC		S SEC	SO2	SO4	S
HRES	SEC	HUMIDE	SEC	HUMIDE	EPISODE SEC	EPISODE HUMIDE	EPISODE SEC	EPISODE HUMIDE		HUMIDE	HUMIDE	HUMIDE
.25	143.0860	66.7131	.5487	.2409	225.6180	105.1932	.1730	.0760	165.4830	332.3454	3.9212	167.4798
.50	85.6865	39.0148	.6661	.2702	135.1105	61.5185	.2101	.0852	98.4084	160.1227	3.5897	81.2579
.75	54.7482	24.3860	.6441	.2430	86.3270	38.4519	.2031	.0766	62.4832	102.9407	3.2983	52.5698
1.00	38.1314	16.6393	.6020	.2122	60.1256	26.2368	.1898	.0669	43.2706	74.5641	3.0426	38.2963
1.25	28.2355	12.0852	.5598	.1853	44.5217	19.0560	.1765	.0584	31.8683	57.6950	2.8173	29.7866
1.50	21.8440	9.1801	.5216	.1627	34.4436	14.4751	.1645	.0513	24.5319	46.5632	2.6177	24.1542
1.75	17.4582	7.2102	.4876	.1438	27.5281	11.3691	.1538	.0454	19.5164	38.6972	2.4398	20.1619
2.00	14.3065	5.8110	.4576	.1280	22.5585	9.1627	.1443	.0404	15.9231	32.8630	2.2806	17.1917
3.00	7.6143	2.9105	.3669	.0851	12.0063	4.5892	.1157	.0268	8.3470	19.5950	1.7833	10.3919
4.00	4.7686	1.7269	.3068	.0607	7.5191	2.7229	.0968	.0191	5.1596	13.2674	1.4377	7.1129
5.00	3.2940	1.1353	.2649	.0457	5.1940	1.7902	.0835	.0144	3.5247	9.6448	1.1864	5.2179
6.00	2.4339	.8012	.2348	.0358	3.8378	1.2633	.0740	.0113	2.5790	7.3389	.9977	4.0020
7.00	1.8890	.5954	.2125	.0291	2.9785	.9388	.0670	.0092	1.9843	5.7655	.8524	3.1669
8.00	1.5210	.4601	.1955	.0243	2.3983	.7255	.0616	.0077	1.5849	4.6377	.7382	2.5649
9.00	1.2593	.3663	.1821	.0208	1.9857	.5775	.0574	.0066	1.3031	3.7992	.6472	2.1153
10.00	1.0652	.2983	.1712	.0181	1.6795	.4704	.0540	.0057	1.0951	3.1578	.5736	1.7701
11.00	.9159	.2474	.1621	.0160	1.4443	.3901	.0511	.0050	.9358	2.6561	.5133	1.4991
12.00	.7979	.2081	.1542	.0143	1.2581	.3281	.0486	.0045	.8108	2.2564	.4634	1.2827
13.00	.7023	.1771	.1473	.0129	1.1073	.2792	.0465	.0041	.7099	1.9331	.4216	1.1071
14.00	.6233	.1521	.1411	.0118	.9827	.2398	.0445	.0037	.6273	1.6683	.3864	.9629
15.00	.5569	.1317	.1354	.0109	.8781	.2076	.0427	.0034	.5582	1.4489	.3564	.8432
16.00	.5005	.1147	.1302	.0101	.7892	.1809	.0411	.0032	.4998	1.2655	.3305	.7429
17.00	.4519	.1006	.1253	.0094	.7126	.1586	.0395	.0030	.4498	1.1110	.3080	.6582
18.00	.4098	.0886	.1207	.0088	.6462	.1397	.0381	.0028	.4066	.9797	.2884	.5860
19.00	.3730	.0784	.1163	.0082	.5881	.1236	.0367	.0026	.3689	.8676	.2710	.5241
20.00	.3405	.0697	.1122	.0078	.5369	.1098	.0354	.0025	.3360	.7712	.2555	.4708
21.00	.3117	.0621	.1083	.0074	.4916	.0979	.0341	.0023	.3069	.6879	.2417	.4245
22.00	.2861	.0556	.1045	.0070	.4512	.0876	.0330	.0022	.2811	.6156	.2291	.3842
23.00	.2633	.0499	.1009	.0066	.4151	.0786	.0318	.0021	.2582	.5526	.2178	.3489
24.00	.2427	.0449	.0975	.0063	.3827	.0708	.0307	.0020	.2377	.4974	.2073	.3178
30.00	.1544	.0251	.0795	.0049	.2435	.0396	.0251	.0015	.1504	.2782	.1591	.1921
36.00	.1028	.0150	.0652	.0038	.1621	.0237	.0206	.0012	.1002	.1666	.1258	.1252
42.00	.0706	.0095	.0537	.0031	.1114	.0149	.0169	.0010	.0691	.1050	.1009	.0862
48.00	.0497	.0062	.0443	.0025	.0783	.0098	.0140	.0008	.0490	.0689	.0817	.0617
54.00	.0356	.0042	.0368	.0020	.0561	.0066	.0116	.0006	.0354	.0466	.0665	.0455
60.00	.0259	.0029	.0306	.0017	.0408	.0046	.0096	.0005	.0261	.0322	.0544	.0342
66.00	.0190	.0021	.0255	.0014	.0300	.0032	.0080	.0004	.0194	.0228	.0446	.0262
72.00	.0141	.0015	.0213	.0011	.0222	.0023	.0067	.0004	.0146	.0163	.0367	.0204
78.00	.0106	.0011	.0179	.0009	.0166	.0017	.0056	.0003	.0111	.0118	.0303	.0160
84.00	.0080	.0008	.0150	.0008	.0125	.0012	.0047	.0002	.0086	.0087	.0251	.0127
90.00	.0060	.0006	.0127	.0006	.0095	.0009	.0040	.0002	.0066	.0064	.0208	.0102
96.00	.0046	.0004	.0107	.0005	.0073	.0007	.0034	.0002	.0052	.0048	.0174	.0082

TABLEAU 3.5

VARIATION DES CONCENTRATIONS DE SO2 ET SO4 ET DES DEPOTS
DE SO2,SO4 ET S EN FONCTION DU TEMPS DEPUIS L'EMISSION

(PARAMETRES DES EPISODES SECS ET HUMIDES : ALN = ,007 BHM = ,170 GAMMA = ,447 DELTA = ,020 AM = ,500 HM = ,417

TEMPS	CONCENTRATIONS EN UG/M3-TGS				DEPOTS EN KG/HA-ANNEE-TGS							
ECOULE	SO2	SO2	SO4	SO4	SO2 SEC		SO4 SEC		S SEC	SO2	SO4	S
HRES	SEC	HUMIDE	SEC	HUMIDE	EPISODE SEC	EPISODE HUMIDE	EPISODE SEC	EPISODE HUMIDE		HUMIDE	HUMIDE	HUMIDE
,25	152,4240	57,6240	,5845	,2082	240,3421	90,8615	,1843	,0656	165,6633	287,0659	3,3887	144,6625
,50	91,2764	33,7191	,7095	,2340	143,9246	53,1683	,2237	,0738	98,6342	158,3885	3,1085	70,2304
,75	58,3180	21,0947	,6860	,2111	91,9558	33,2022	,2163	,0666	62,7043	89,0472	2,8652	45,4786
1,00	40,6164	14,4097	,6411	,1851	64,0440	22,7213	,2022	,0584	43,4669	64,5730	2,6537	33,1711
1,25	30,0747	10,4796	,5961	,1624	47,4218	16,5242	,1880	,0512	32,0497	50,0295	2,4687	25,8377
1,50	23,2665	7,9719	,5554	,1433	36,6866	12,5700	,1751	,0452	24,7034	40,4549	2,3057	20,9860
1,75	18,5950	6,2709	,5192	,1274	29,3206	9,8880	,1637	,0402	19,6720	33,6559	2,1608	17,5482
2,00	15,2383	5,0620	,4873	,1140	24,0278	7,9818	,1537	,0360	16,0692	28,0275	2,0313	14,9908
3,00	8,1125	2,5521	,3909	,0775	12,7918	4,0241	,1233	,0244	8,4562	17,1819	1,6240	9,1323
4,00	5,0839	1,5236	,3273	,0563	8,0164	2,4023	,1032	,0178	5,2493	11,7055	1,3336	6,2973
5,00	3,5155	1,0070	,2833	,0429	5,5432	1,5879	,0893	,0135	3,5998	8,5549	1,1144	4,6489
6,00	2,6012	,7137	,2519	,0339	4,1015	1,1254	,0794	,0107	2,6430	6,5382	,9430	3,5834
7,00	2,0222	,5323	,2288	,0275	3,1885	,8393	,0722	,0087	2,0411	5,1542	,8059	2,8457
8,00	1,6314	,4124	,2114	,0229	2,5723	,6502	,0667	,0072	1,6357	4,1566	,6944	2,3098
9,00	1,3536	,3288	,1979	,0193	2,1344	,5185	,0624	,0061	1,3491	3,4110	,6029	1,9064
10,00	1,1476	,2681	,1871	,0166	1,8096	,4228	,0590	,0052	1,1378	2,8380	,5270	1,5947
11,00	,9893	,2224	,1782	,0144	1,5600	,3507	,0562	,0046	,9756	2,3879	,4638	1,3485
12,00	,8641	,1870	,1706	,0127	1,3625	,2949	,0538	,0040	,8482	2,0280	,4108	1,1509
13,00	,7627	,1590	,1641	,0112	1,2026	,2507	,0518	,0035	,7453	1,7360	,3662	,9900
14,00	,6788	,1364	,1583	,0100	1,0703	,2151	,0499	,0032	,6602	1,4961	,3284	,8575
15,00	,6084	,1179	,1531	,0090	,9593	,1859	,0483	,0029	,5896	1,2971	,2963	,7473
16,00	,5484	,1025	,1483	,0082	,8647	,1616	,0468	,0026	,5296	1,1305	,2689	,6549
17,00	,4968	,0896	,1439	,0075	,7833	,1413	,0454	,0024	,4782	,9899	,2455	,5768
18,00	,4519	,0787	,1397	,0069	,7126	,1241	,0441	,0022	,4338	,8704	,2253	,5103
19,00	,4127	,0694	,1358	,0063	,6507	,1095	,0428	,0020	,3950	,7683	,2078	,4534
20,00	,3780	,0615	,1321	,0059	,5961	,0969	,0417	,0018	,3610	,6806	,1926	,4045
21,00	,3473	,0546	,1286	,0055	,5476	,0861	,0406	,0017	,3309	,6048	,1794	,3622
22,00	,3199	,0487	,1252	,0051	,5044	,0767	,0395	,0016	,3043	,5391	,1678	,3255
23,00	,2954	,0435	,1220	,0048	,4657	,0686	,0385	,0015	,2805	,4819	,1576	,2935
24,00	,2733	,0390	,1189	,0045	,4309	,0614	,0375	,0014	,2592	,4319	,1485	,2654
30,00	,1779	,0212	,1025	,0034	,2805	,0334	,0323	,0011	,1681	,2346	,1110	,1543
36,00	,1213	,0123	,0889	,0027	,1913	,0194	,0280	,0009	,1150	,1363	,0891	,0979
42,00	,0855	,0075	,0774	,0023	,1348	,0119	,0244	,0007	,0817	,0835	,0744	,0666
48,00	,0617	,0048	,0676	,0019	,0973	,0076	,0213	,0006	,0597	,0535	,0634	,0479
54,00	,0453	,0032	,0591	,0017	,0715	,0051	,0186	,0005	,0447	,0356	,0547	,0360
60,00	,0338	,0022	,0518	,0015	,0533	,0035	,0163	,0005	,0340	,0244	,0474	,0280
66,00	,0255	,0015	,0455	,0013	,0402	,0024	,0143	,0004	,0262	,0172	,0413	,0223
72,00	,0194	,0011	,0400	,0011	,0307	,0018	,0126	,0003	,0205	,0123	,0360	,0182
78,00	,0149	,0008	,0352	,0010	,0235	,0013	,0111	,0003	,0162	,0090	,0315	,0150
84,00	,0115	,0006	,0311	,0008	,0182	,0010	,0098	,0003	,0129	,0067	,0277	,0126
90,00	,0090	,0005	,0274	,0007	,0142	,0007	,0087	,0002	,0104	,0051	,0243	,0106
96,00	,0070	,0003	,0243	,0007	,0111	,0005	,0077	,0002	,0084	,0038	,0214	,0090

TABLEAU 3.6

VARIATION DES CONCENTRATIONS DE SO2 ET SO4 ET DES DEPOTS DE SO2,SO4 ET S EN FONCTION DU TEMPS DEPUIS L'EMISSION

(PARAMETRES DES EPISODES SECS ET HUMIDES : ALM = .679 BHM = .279 GAMMA = .461 DELTA = .020 AM = .715 HM = .337

TEMPS ECOULE HRES	CONCENTRATIONS EN UG/M3-TGS				DEPOTS EN KG/HA-ANNEE-TGS							
	SO2 SEC	SO2 HUMIDE	SO4 SEC	SO4 HUMIDE	SO2 SEC EPISODE SEC	SO2 SEC EPISODE HUMIDE	SO4 SEC EPISODE SEC	SO4 SEC EPISODE HUMIDE	S SEC	SO2 HUMIDE	SO4 HUMIDE	S HUMIDE
.25	172.7738	37.8552	.6624	.1370	272.3667	59.6901	.2089	.0432	166.1290	188.5836	2.2294	95.0349
.50	103.4484	22.1871	.8043	.1548	163.1174	34.9847	.2536	.0488	99.1408	91.0595	2.0566	46.2152
.75	66.1057	13.9131	.7781	.1408	104.2355	21.9382	.2454	.0444	63.1666	58.7316	1.9112	30.0029
1.00	46.0510	9.5317	.7276	.1247	72.6132	15.0295	.2295	.0393	43.9096	42.7133	1.7883	21.9527
1.25	34.1090	6.9548	.6772	.1107	53.7831	10.9663	.2136	.0349	32.4578	33.2021	1.6828	17.1620
1.50	26.3971	5.3094	.6315	.0989	41.6229	8.3718	.1992	.0312	25.0728	26.9302	1.5911	13.9954
1.75	21.1058	4.1921	.5911	.0890	33.2796	6.6101	.1864	.0281	20.0165	22.4989	1.5103	11.7529
2.00	17.3040	3.3970	.5554	.0807	27.2849	5.3564	.1752	.0255	16.3849	19.2111	1.4381	10.0849
3.00	9.2332	1.7397	.4482	.0577	14.5590	2.7431	.1413	.0182	8.7047	11.7123	1.2088	6.2591
4.00	5.8020	1.0545	.3775	.0438	9.1486	1.6628	.1191	.0138	5.4503	8.1021	1.0377	4.3969
5.00	4.0239	.7072	.3287	.0347	6.3449	1.1151	.1037	.0109	3.7682	6.0079	.9010	3.3043
6.00	2.9865	.5082	.2938	.0283	4.7091	.8013	.0927	.0089	2.7890	4.6552	.7882	2.5904
7.00	2.3290	.3840	.2683	.0237	3.6723	.6054	.0846	.0075	2.1694	3.7181	.6934	2.0902
8.00	1.8847	.3012	.2490	.0202	2.9718	.4749	.0785	.0064	1.7517	3.0361	.6130	1.7224
9.00	1.5586	.2431	.2340	.0175	2.4734	.3833	.0738	.0055	1.4546	2.5215	.5444	1.4422
10.00	1.3339	.2005	.2221	.0153	2.1033	.3161	.0700	.0048	1.2345	2.1222	.4855	1.2229
11.00	1.1534	.1682	.2122	.0135	1.8186	.2652	.0669	.0043	1.0658	1.8055	.4348	1.0477
12.00	1.0103	.1429	.2039	.0121	1.5930	.2254	.0643	.0038	.9319	1.5499	.3911	.9053
13.00	.8942	.1228	.1966	.0108	1.4099	.1936	.0620	.0034	.8236	1.3405	.3533	.7880
14.00	.7980	.1064	.1902	.0098	1.2584	.1677	.0600	.0031	.7339	1.1669	.3205	.6903
15.00	.7172	.0928	.1844	.0089	1.1308	.1464	.0582	.0028	.6590	1.0215	.2920	.6081
16.00	.6482	.0815	.1791	.0081	1.0220	.1285	.0565	.0026	.5949	.8986	.2671	.5383
17.00	.5886	.0719	.1742	.0075	.9282	.1133	.0549	.0024	.5398	.7940	.2454	.4788
18.00	.5368	.0637	.1695	.0069	.8465	.1004	.0535	.0022	.4920	.7043	.2263	.4276
19.00	.4914	.0567	.1652	.0064	.7748	.0893	.0521	.0020	.4501	.6270	.2096	.3833
20.00	.4512	.0506	.1610	.0059	.7114	.0797	.0508	.0019	.4131	.5599	.1949	.3449
21.00	.4155	.0453	.1571	.0055	.6551	.0714	.0495	.0017	.3803	.5015	.1819	.3114
22.00	.3835	.0407	.1533	.0052	.6048	.0641	.0483	.0016	.3511	.4504	.1703	.2820
23.00	.3549	.0366	.1497	.0049	.5596	.0577	.0472	.0015	.3249	.4056	.1601	.2561
24.00	.3291	.0330	.1462	.0046	.5189	.0521	.0461	.0015	.3013	.3660	.1510	.2333
30.00	.2168	.0186	.1276	.0034	.3419	.0293	.0402	.0011	.1994	.2063	.1126	.1407
36.00	.1495	.0111	.1120	.0028	.2357	.0175	.0353	.0009	.1387	.1232	.0904	.0917
42.00	.1064	.0069	.0987	.0023	.1678	.0110	.0311	.0007	.1000	.0770	.0759	.0638
48.00	.0775	.0045	.0872	.0020	.1222	.0071	.0275	.0006	.0740	.0500	.0653	.0467
54.00	.0575	.0030	.0771	.0017	.0907	.0048	.0243	.0005	.0560	.0335	.0569	.0357
60.00	.0433	.0021	.0684	.0015	.0682	.0033	.0216	.0005	.0431	.0231	.0500	.0282
66.00	.0329	.0015	.0607	.0014	.0520	.0023	.0191	.0004	.0337	.0163	.0441	.0229
72.00	.0253	.0011	.0540	.0012	.0399	.0017	.0170	.0004	.0266	.0118	.0391	.0189
78.00	.0196	.0008	.0481	.0011	.0309	.0012	.0152	.0003	.0212	.0086	.0347	.0159
84.00	.0153	.0006	.0429	.0009	.0241	.0009	.0135	.0003	.0171	.0064	.0308	.0135
90.00	.0120	.0004	.0383	.0008	.0189	.0007	.0121	.0003	.0139	.0049	.0275	.0116
96.00	.0094	.0003	.0342	.0008	.0149	.0005	.0108	.0002	.0114	.0037	.0245	.0100

TABLEAU 3.7

VARIATION DES CONCENTRATIONS DE SO2 ET SO4 ET DES DEPOTS DE SO2,SO4 ET S EN FONCTION DU TEMPS DEPUIS L'EMISSION
(HAUTEUR DE LA COUCHE LIMITE : 400.METRES)

TEMPS	CONCENTRATIONS EN UG/M3-TGS				DEPOTS EN KG/HA-ANNEE-TGS							
ECOULE	SO2	SO2	SO4	SO4	SO2 SEC		SO4 SEC		S SEC	SO2	SO4	S
HRES	SEC	HUMIDE	SEC	HUMIDE	EPISODE SEC	EPISODE HUMIDE	EPISODE SEC	EPISODE HUMIDE		HUMIDE	HUMIDE	HUMIDE
.25	172.7581	37.8605	.6630	.1371	272.4050	59.6985	.2091	.0432	166.1341	188.5836	2.2299	95.0351
.50	104.7030	22.4562	.8141	.1567	165.0957	35.4090	.2567	.0494	100.3570	91.0558	2.0567	46.2135
.75	69.6725	14.6638	.8194	.1483	109.8596	23.1219	.2584	.0468	66.6117	58.7106	1.9111	29.9923
1.00	51.3437	10.6271	.8096	.1388	80.9587	16.7569	.2553	.0438	48.9597	42.6629	1.7876	21.9273
1.25	40.3535	8.2280	.7986	.1305	63.6295	12.9739	.2518	.0412	38.3977	33.1171	1.6813	17.1190
1.50	33.0644	6.6504	.7876	.1233	52.1360	10.4863	.2484	.0389	31.4108	26.8097	1.5884	13.9343
1.75	27.8807	5.5378	.7767	.1170	43.9623	8.7319	.2450	.0369	26.4400	22.3447	1.5062	11.6744
2.00	24.0063	4.7127	.7659	.1113	37.8531	7.4310	.2415	.0351	22.7327	19.0256	1.4326	9.9903
3.00	15.0186	2.8297	.7237	.0931	23.6813	4.4618	.2282	.0294	14.1569	11.4306	1.1962	6.1140
4.00	10.5713	1.9214	.6838	.0794	16.6688	3.0296	.2156	.0250	9.9302	7.7620	1.0179	4.2203
5.00	7.9372	1.3950	.6470	.0683	12.5153	2.1996	.2040	.0215	7.4352	5.6355	.8749	3.1094
6.00	6.2085	1.0565	.6131	.0591	9.7896	1.6658	.1933	.0186	5.7986	4.2679	.7568	2.3862
7.00	4.9961	.8237	.5819	.0514	7.8779	1.2988	.1835	.0162	4.6551	3.3276	.6578	1.8831
8.00	4.1052	.6560	.5533	.0449	6.4730	1.0345	.1745	.0141	3.8164	2.6503	.5743	1.5166
9.00	3.4274	.5311	.5268	.0393	5.4044	.8375	.1661	.0124	3.1803	2.1456	.5034	1.2406
10.00	2.8981	.4356	.5023	.0346	4.5697	.6868	.1584	.0109	2.6848	1.7596	.4431	1.0275
11.00	2.4758	.3610	.4796	.0306	3.9038	.5692	.1512	.0096	2.2902	1.4584	.3916	.8597
12.00	2.1332	.3018	.4584	.0272	3.3636	.4759	.1446	.0086	1.9710	1.2193	.3475	.7255
13.00	1.8512	.2542	.4386	.0242	2.9190	.4008	.1383	.0076	1.7085	1.0270	.3096	.6167
14.00	1.6165	.2155	.4201	.0217	2.5489	.3398	.1325	.0068	1.4908	.8705	.2771	.5276
15.00	1.4191	.1837	.4027	.0195	2.2376	.2896	.1270	.0061	1.3082	.7420	.2490	.4540
16.00	1.2516	.1573	.3864	.0176	1.9735	.2481	.1218	.0055	1.1530	.6356	.2247	.3927
17.00	1.1084	.1353	.3710	.0159	1.7477	.2134	.1170	.0050	1.0214	.5468	.2036	.3412
18.00	.9852	.1169	.3564	.0145	1.5535	.1843	.1124	.0046	.9076	.4722	.1853	.2979
19.00	.8786	.1013	.3427	.0132	1.3853	.1597	.1081	.0042	.8098	.4092	.1693	.2610
20.00	.7858	.0881	.3296	.0121	1.2391	.1389	.1039	.0038	.7249	.3558	.1553	.2297
21.00	.7047	.0768	.3172	.0112	1.1112	.1211	.1000	.0035	.6506	.3103	.1430	.2028
22.00	.6336	.0672	.3054	.0103	.9990	.1059	.0963	.0033	.5856	.2713	.1322	.1797
23.00	.5709	.0589	.2942	.0096	.9001	.0928	.0928	.0030	.5284	.2378	.1226	.1598
24.00	.5154	.0517	.2836	.0089	.8127	.0816	.0894	.0028	.4779	.2090	.1141	.1425
30.00	.2892	.0248	.2388	.0062	.4560	.0391	.0722	.0019	.2723	.1003	.0788	.0764
36.00	.1698	.0120	.1864	.0046	.2677	.0199	.0588	.0015	.1639	.0510	.0585	.0451
42.00	.1029	.0067	.1529	.0036	.1623	.0106	.0482	.0011	.1029	.0271	.0460	.0289
48.00	.0638	.0037	.1263	.0029	.1007	.0059	.0398	.0009	.0669	.0150	.0370	.0198
54.00	.0403	.0021	.1048	.0024	.0636	.0033	.0330	.0007	.0447	.0086	.0303	.0144
60.00	.0258	.0012	.0874	.0020	.0408	.0020	.0275	.0006	.0307	.0050	.0250	.0108
66.00	.0168	.0007	.0732	.0016	.0264	.0012	.0231	.0005	.0217	.0030	.0208	.0085
72.00	.0110	.0005	.0615	.0014	.0173	.0007	.0194	.0004	.0156	.0019	.0174	.0067
78.00	.0072	.0003	.0519	.0011	.0114	.0005	.0164	.0004	.0115	.0012	.0147	.0055
84.00	.0048	.0002	.0440	.0010	.0076	.0003	.0139	.0003	.0087	.0007	.0124	.0045
90.00	.0032	.0001	.0374	.0008	.0051	.0002	.0118	.0003	.0066	.0005	.0105	.0037
96.00	.0022	.0001	.0319	.0007	.0034	.0001	.0101	.0002	.0052	.0003	.0089	.0031

TABLEAU 3.8

VARIATION DES CONCENTRATIONS DE SO2 ET SO4 ET DES DEPOTS DE SO2,SO4 ET S EN FONCTION DU TEMPS DEPUIS L'EMISSION
(HAUTEUR DE LA COUCHE LIMITE : 700.METRES)

TEMPS	CONCENTRATIONS EN UG/M3-TGS				DEPOTS EN KG/HA-ANNEE-TGS							
ECOULE	SO2	SO2	SO4	SO4	SO2 SEC		SO4 SEC		S SEC	SO2	SO4	S
HRES	SEC	HUMIDE	SEC	HUMIDE	EPISODE SEC	EPISODE HUMIDE	EPISODE SEC	EPISODE HUMIDE		HUMIDE	HUMIDE	HUMIDE
.25	172.7338	37.8552	.6629	.1370	272.3667	59.6901	.2090	.0432	166.1291	188.5836	2.2300	95.0351
.50	103.4484	22.1871	.8045	.1549	163.1174	34.9847	.2537	.0488	99.1408	91.0595	2.0568	46.2153
.75	66.1059	13.9132	.7781	.1408	104.2357	21.9383	.2454	.0444	63.1666	58.7316	1.9114	30.0029
1.00	46.0540	9.5323	.7277	.1248	72.6179	15.0305	.2295	.0393	43.9146	42.7133	1.7884	21.9528
1.25	34.1245	6.9579	.6775	.1107	53.8075	10.9713	.2137	.0349	32.4729	33.2021	1.6829	17.1620
1.50	26.4415	5.3183	.6326	.0991	41.6929	8.3859	.1995	.0312	25.1149	26.9299	1.5912	13.9953
1.75	21.1966	4.2101	.5936	.0894	33.4227	6.6385	.1872	.0282	20.1013	22.4982	1.5103	11.7525
2.00	17.4550	3.4266	.5601	.0814	27.5231	5.4031	.1766	.0257	16.5289	19.2095	1.4382	10.0841
3.00	9.6635	1.8207	.4681	.0602	15.2375	2.8709	.1476	.0190	9.1110	11.7033	1.2086	6.2545
4.00	6.4326	1.1692	.4166	.0483	10.1430	1.8435	.1314	.0152	6.0409	8.0811	1.0368	4.3861
5.00	4.7423	.8335	.3846	.0406	7.4777	1.3142	.1213	.0128	4.4407	5.9738	.8992	3.2866
6.00	3.7133	.6319	.3623	.0349	5.8552	.9963	.1142	.0110	3.4674	4.6091	.7853	2.5663
7.00	3.0198	.4979	.3448	.0304	4.7616	.7850	.1088	.0096	2.8130	3.6623	.6894	2.0609
8.00	2.5189	.4026	.3302	.0268	3.9718	.6347	.1041	.0084	2.3409	2.9730	.6079	1.6891
9.00	2.1396	.3316	.3173	.0237	3.3738	.5228	.1001	.0075	1.9843	2.4533	.5383	1.4061
10.00	1.8425	.2769	.3055	.0211	2.9053	.4367	.0964	.0066	1.7052	2.0509	.4786	1.1850
11.00	1.6038	.2339	.2947	.0188	2.5289	.3687	.0929	.0059	1.4818	1.7326	.4273	1.0088
12.00	1.4083	.1993	.2847	.0169	2.2207	.3142	.0898	.0053	1.2993	1.4766	.3831	.8660
13.00	1.2458	.1711	.2752	.0152	1.9643	.2697	.0868	.0048	1.1474	1.2678	.3448	.7489
14.00	1.1088	.1478	.2664	.0137	1.7484	.2331	.0840	.0043	1.0200	1.0955	.3117	.6516
15.00	.9922	.1284	.2580	.0125	1.5645	.2025	.0814	.0039	.9122	.9518	.2829	.5702
16.00	.8920	.1121	.2501	.0114	1.4066	.1768	.0789	.0036	.8194	.8311	.2579	.5015
17.00	.8053	.0983	.2425	.0104	1.2698	.1550	.0765	.0033	.7391	.7288	.2360	.4431
18.00	.7296	.0866	.2354	.0096	1.1505	.1365	.0742	.0030	.6690	.6416	.2169	.3931
19.00	.6633	.0765	.2285	.0088	1.0458	.1206	.0721	.0028	.6083	.5668	.2001	.3501
20.00	.6047	.0678	.2220	.0082	.9535	.1069	.0700	.0026	.5544	.5024	.1853	.3130
21.00	.5528	.0603	.2157	.0076	.8717	.0950	.0680	.0024	.5068	.4466	.1723	.2807
22.00	.5066	.0537	.2097	.0071	.7988	.0847	.0661	.0022	.4645	.3980	.1608	.2520
23.00	.4653	.0480	.2040	.0066	.7337	.0757	.0643	.0021	.4268	.3557	.1505	.2260
24.00	.4283	.0430	.1985	.0062	.6753	.0678	.0626	.0020	.3931	.3186	.1414	.2024
30.00	.2696	.0231	.1692	.0046	.4251	.0365	.0534	.0014	.2491	.1715	.1031	.1201
36.00	.1776	.0132	.1452	.0036	.2800	.0208	.0458	.0011	.1661	.0979	.0810	.0759
42.00	.1208	.0079	.1252	.0029	.1904	.0124	.0395	.0009	.1149	.0584	.0666	.0514
48.00	.0841	.0049	.1082	.0025	.1326	.0077	.0341	.0008	.0818	.0362	.0561	.0368
54.00	.0596	.0031	.0939	.0021	.0939	.0049	.0296	.0007	.0595	.0232	.0479	.0276
60.00	.0428	.0021	.0816	.0018	.0675	.0032	.0257	.0006	.0442	.0153	.0413	.0214
66.00	.0312	.0014	.0711	.0016	.0491	.0022	.0224	.0005	.0333	.0103	.0358	.0171
72.00	.0229	.0010	.0621	.0014	.0361	.0015	.0196	.0004	.0255	.0071	.0311	.0139
78.00	.0169	.0007	.0544	.0012	.0267	.0011	.0171	.0004	.0197	.0050	.0272	.0115
84.00	.0126	.0005	.0477	.0011	.0199	.0008	.0150	.0003	.0154	.0035	.0237	.0097
90.00	.0094	.0003	.0419	.0009	.0149	.0005	.0132	.0003	.0122	.0026	.0208	.0082
96.00	.0071	.0003	.0364	.0008	.0112	.0004	.0116	.0003	.0098	.0019	.0183	.0070

TABLEAU 3.9

VARIATION DES CONCENTRATIONS DE SO2 ET SO4 ET DES DEPOTS DE SO2,SO4 ET S EN FONCTION DU TEMPS DEPUIS L'EMISSION (HAUTEUR DE LA COUCHE LIMITE 11000.METRES)

TEMPS	CONCENTRATIONS EN UG/M3-TGS				DEPOTS EN KG/HA-ANNEE-TGS							
ECOULE	SO2	SO2	SO4	SO4	SO2 SEC		SO4 SEC		S SEC	SO2	SO4	S
HRES	SEC	HUMIDE	SEC	HUMIDE	EPISODE SEC	EPISODE HUMIDE	EPISODE SEC	EPISODE HUMIDE		HUMIDE	HUMIDE	HUMIDE
.25	172.7338	37.8552	.6624	.1370	272.3667	59.6901	.2089	.0432	166.1290	188.5836	2.2294	95.0349
.50	103.4484	22.1871	.8043	.1548	163.1174	34.9847	.2536	.0488	99.1408	91.0595	2.0566	44.2152
.75	66.1057	13.9131	.7781	.1408	104.2355	21.9382	.2454	.0444	63.1646	58.7316	1.9112	30.0029
1.00	46.0510	9.5317	.7276	.1247	72.6132	15.0295	.2295	.0393	43.9096	42.7133	1.7883	21.9527
1.25	34.1090	6.9548	.6772	.1107	53.7831	10.9663	.2136	.0349	32.4578	33.2021	1.6828	17.1620
1.50	26.3971	5.3094	.6315	.0989	41.6229	8.3718	.1992	.0312	25.0728	26.9302	1.5911	13.9954
1.75	21.1058	4.1921	.5911	.0890	33.2796	6.6101	.1864	.0281	20.0165	22.4989	1.5103	11.7529
2.00	17.3040	3.3970	.5554	.0807	27.2849	5.3564	.1752	.0255	16.3849	19.2111	1.4381	10.0849
3.00	9.2332	1.7397	.4482	.0577	14.5590	2.7431	.1413	.0182	8.7047	11.7123	1.2088	6.2591
4.00	5.8020	1.0545	.3775	.0438	9.1486	1.6628	.1191	.0138	5.4503	8.1021	1.0377	4.3969
5.00	4.0239	.7072	.3287	.0347	6.3449	1.1151	.1037	.0109	3.7682	6.0079	.9010	3.3043
6.00	2.9865	.5082	.2938	.0283	4.7091	.8013	.0927	.0089	2.7890	4.6552	.7882	2.5904
7.00	2.3290	.3840	.2683	.0237	3.6723	.6054	.0846	.0075	2.1694	3.7181	.6934	2.0902
8.00	1.8847	.3012	.2490	.0202	2.9718	.4749	.0785	.0064	1.7517	3.0361	.6130	1.7224
9.00	1.5586	.2431	.2340	.0175	2.4734	.3833	.0738	.0055	1.4546	2.5215	.5444	1.4422
10.00	1.3339	.2005	.2221	.0153	2.1033	.3161	.0700	.0048	1.2345	2.1222	.4855	1.2229
11.00	1.1534	.1682	.2122	.0135	1.8186	.2652	.0669	.0043	1.0658	1.8055	.4348	1.0477
12.00	1.0103	.1429	.2039	.0121	1.5930	.2254	.0643	.0038	.9319	1.5499	.3911	.9053
13.00	.8942	.1228	.1966	.0108	1.4099	.1936	.0620	.0034	.8236	1.3405	.3533	.7880
14.00	.7980	.1064	.1902	.0098	1.2584	.1677	.0600	.0031	.7339	1.1669	.3205	.6903
15.00	.7172	.0928	.1844	.0089	1.1308	.1464	.0582	.0028	.6590	1.0215	.2920	.6081
16.00	.6482	.0815	.1791	.0081	1.0220	.1285	.0565	.0026	.5949	.8986	.2671	.5383
17.00	.5886	.0719	.1742	.0075	.9282	.1133	.0549	.0024	.5398	.7940	.2454	.4788
18.00	.5368	.0637	.1695	.0069	.8465	.1004	.0535	.0022	.4920	.7043	.2263	.4276
19.00	.4914	.0567	.1652	.0064	.7748	.0893	.0521	.0020	.4501	.6270	.2096	.3833
20.00	.4512	.0506	.1610	.0059	.7114	.0797	.0508	.0019	.4131	.5599	.1949	.3449
21.00	.4155	.0453	.1571	.0055	.6551	.0714	.0495	.0017	.3803	.5015	.1819	.3114
22.00	.3835	.0407	.1533	.0052	.6048	.0641	.0483	.0016	.3511	.4504	.1703	.2820
23.00	.3549	.0366	.1497	.0049	.5596	.0577	.0472	.0015	.3249	.4056	.1601	.2561
24.00	.3291	.0330	.1462	.0046	.5189	.0521	.0461	.0015	.3013	.3660	.1510	.2333
30.00	.2168	.0186	.1276	.0034	.3419	.0293	.0402	.0011	.1994	.2063	.1126	.1407
36.00	.1495	.0111	.1120	.0028	.2357	.0175	.0353	.0009	.1387	.1232	.0904	.0917
42.00	.1064	.0069	.0987	.0023	.1678	.0110	.0311	.0007	.1000	.0770	.0759	.0638
48.00	.0775	.0045	.0872	.0020	.1222	.0071	.0275	.0006	.0740	.0500	.0653	.0467
54.00	.0575	.0030	.0771	.0017	.0907	.0048	.0243	.0005	.0560	.0335	.0569	.0357
60.00	.0433	.0021	.0684	.0015	.0682	.0033	.0216	.0005	.0431	.0231	.0500	.0282
66.00	.0329	.0015	.0607	.0014	.0520	.0023	.0191	.0004	.0337	.0163	.0441	.0229
72.00	.0253	.0011	.0540	.0012	.0399	.0017	.0170	.0004	.0266	.0118	.0391	.0189
78.00	.0196	.0008	.0481	.0011	.0309	.0012	.0152	.0003	.0212	.0086	.0347	.0159
84.00	.0153	.0006	.0429	.0009	.0241	.0009	.0135	.0003	.0171	.0064	.0308	.0135
90.00	.0120	.0004	.0383	.0008	.0189	.0007	.0121	.0003	.0139	.0049	.0275	.0116
96.00	.0094	.0003	.0342	.0008	.0149	.0005	.0108	.0002	.0114	.0037	.0245	.0100

TABLEAU 3.10

VARIATION DES CONCENTRATIONS DE SO2 ET SO4 ET DES DEPOTS DE SO2,SO4 ET S EN FONCTION DU TEMPS DEPUIS L'EMISSION
(HAUTEUR DE LA COUCHE LIMITE 1600,METRES)

TEMPS	CONCENTRATIONS EN UG/M3-TGS				DEPOTS EN KG/HA-ANNEE-TGS							
ECOULE	SO2	SO2	SO4	SO4	SO2 SEC		SO4 SEC		S SEC	SO2	SO4	S
HRES	SEC	HUMIDE	SEC	HUMIDE	EPISODE SEC	EPISODE HUMIDE	EPISODE SEC	EPISODE HUMIDE		HUMIDE	HUMIDE	HUMIDE
.25	172.7338	37.8552	.0623	.1369	272.3667	59.6901	.2089	.0432	166.1290	188.5836	2.2293	95.0349
.50	103.4484	22.1871	.0843	.1548	163.1174	34.9847	.2536	.0488	99.1408	91.0595	2.0565	46.2152
.75	66.1057	13.9131	.7781	.1408	104.2355	21.9382	.2454	.0444	63.1666	58.7316	1.9112	30.0028
1.00	46.0510	9.5317	.7276	.1247	72.6132	15.0295	.2295	.0393	43.9096	42.7133	1.7882	21.9527
1.25	34.1090	6.9548	.6772	.1107	53.7831	10.9663	.2136	.0349	32.4578	33.2021	1.6628	17.1620
1.50	26.3970	5.3094	.6316	.0989	41.6229	8.3718	.1992	.0312	25.0728	26.9302	1.5911	13.9954
1.75	21.1057	4.1921	.5911	.0890	33.2795	6.6101	.1864	.0281	20.0165	22.4989	1.5103	11.7529
2.00	17.3037	3.3969	.5554	.0807	27.2844	5.3563	.1752	.0255	16.3849	19.2111	1.4361	10.0849
3.00	9.2266	1.7384	.4479	.0576	14.5485	2.7411	.1412	.0182	8.6986	11.7124	1.2088	6.2591
4.00	5.7741	1.0495	.3758	.0436	9.1046	1.6548	.1185	.0138	5.4241	8.1026	1.0377	4.3972
5.00	3.9624	.6964	.3240	.0342	6.2480	1.0981	.1022	.0108	3.7107	6.0095	.9011	3.3051
6.00	2.8878	.4914	.2848	.0274	4.5535	.7748	.0898	.0087	2.6967	4.6586	.7884	2.5921
7.00	2.1960	.3621	.2540	.0224	3.4627	.5709	.0801	.0071	2.0460	3.7239	.6938	2.0932
8.00	1.7240	.2755	.2292	.0186	2.7185	.4344	.0723	.0059	1.6022	3.0446	.6136	1.7268
9.00	1.3877	.2150	.2088	.0156	2.1881	.3391	.0658	.0049	1.2871	2.5329	.5452	1.4482
10.00	1.1398	.1713	.1918	.0132	1.7972	.2701	.0605	.0042	1.0551	2.1365	.4866	1.2305
11.00	.9521	.1388	.1774	.0113	1.5013	.2189	.0559	.0036	.8798	1.8225	.4363	1.0567
12.00	.8069	.1142	.1651	.0098	1.2724	.1800	.0521	.0031	.7444	1.5693	.3929	.9156
13.00	.6925	.0951	.1546	.0085	1.0920	.1499	.0488	.0027	.6381	1.3621	.3554	.7995
14.00	.6009	.0801	.1455	.0075	.9475	.1263	.0459	.0024	.5530	1.1903	.3229	.7028
15.00	.5265	.0681	.1376	.0066	.8301	.1074	.0434	.0021	.4839	1.0464	.2946	.6214
16.00	.4653	.0585	.1307	.0059	.7337	.0922	.0412	.0019	.4273	.9247	.2700	.5524
17.00	.4144	.0506	.1245	.0053	.6535	.0798	.0393	.0017	.3803	.8210	.2485	.4933
18.00	.3717	.0441	.1191	.0048	.5861	.0695	.0376	.0015	.3408	.7319	.2297	.4425
19.00	.3355	.0387	.1143	.0044	.5290	.0610	.0361	.0014	.3075	.6550	.2132	.3986
20.00	.3045	.0341	.1100	.0041	.4801	.0538	.0347	.0013	.2789	.5881	.1987	.3603
21.00	.2777	.0303	.1061	.0037	.4379	.0477	.0335	.0012	.2544	.5297	.1858	.3268
22.00	.2545	.0270	.1026	.0035	.4012	.0425	.0324	.0011	.2330	.4785	.1745	.2974
23.00	.2341	.0241	.0994	.0032	.3691	.0381	.0313	.0010	.2144	.4333	.1644	.2715
24.00	.2162	.0217	.0965	.0030	.3409	.0342	.0304	.0010	.1980	.3934	.1554	.2485
30.00	.1423	.0122	.0828	.0022	.2243	.0193	.0261	.0007	.1307	.2301	.1179	.1543
36.00	.1003	.0075	.0730	.0018	.1582	.0118	.0230	.0006	.0928	.1428	.0963	.1035
42.00	.0738	.0048	.0652	.0015	.1163	.0076	.0205	.0005	.0690	.0928	.0823	.0738
48.00	.0558	.0032	.0585	.0013	.0879	.0051	.0185	.0004	.0528	.0626	.0721	.0553
54.00	.0430	.0023	.0527	.0012	.0678	.0036	.0166	.0004	.0413	.0437	.0639	.0431
60.00	.0336	.0016	.0476	.0011	.0530	.0026	.0150	.0003	.0329	.0313	.0571	.0347
66.00	.0266	.0012	.0430	.0010	.0420	.0019	.0136	.0003	.0265	.0230	.0513	.0286
72.00	.0213	.0009	.0389	.0009	.0335	.0014	.0123	.0003	.0217	.0172	.0462	.0240
78.00	.0171	.0007	.0352	.0008	.0270	.0011	.0111	.0002	.0178	.0132	.0417	.0205
84.00	.0139	.0005	.0319	.0007	.0219	.0008	.0101	.0002	.0148	.0102	.0376	.0176
90.00	.0113	.0004	.0290	.0006	.0179	.0007	.0091	.0002	.0124	.0080	.0340	.0154
96.00	.0093	.0003	.0263	.0006	.0147	.0005	.0083	.0002	.0104	.0064	.0308	.0135

TABLEAU 3.11

VARIATION DES CONCENTRATIONS DE SO2 ET SO4 ET DES DEPOTS DE SO2,SO4 ET S EN FONCTION DU TEMPS DEPUIS L'EMISSION
(HAUTEUR DE LA SOURCE : 10. METRES)

TEMPS	CONCENTRATIONS EN UG/M3-TGS				DEPOTS EN KG/HA-ANNEE-TGS							
					SO2 SEC		SO4 SEC		S SEC	SO2	SO4	S
ECOULE HRES	SO2 SEC	SO2 HUMIDE	SO4 SEC	SO4 HUMIDE	EPISODE SEC	EPISODE HUMIDE	EPISODE SEC	EPISODE HUMIDE		HUMIDE	HUMIDE	HUMIDE
.25	500.7277	109.7361	1.9412	.4013	789.5475	173.0319	.6122	.1266	481.4963	180.4744	2.1584	90.9567
.50	170.7932	36.6310	1.3415	.2582	269.3067	57.7597	.4231	.0814	163.6982	86.1484	1.9699	43.7308
.75	90.2916	19.0035	1.0730	.1902	142.3718	29.9647	.3384	.0612	86.3132	55.2362	1.8196	28.2246
1.00	57.1630	11.8316	.9116	.1563	90.1347	18.6561	.2875	.0493	54.5073	40.0212	1.6954	20.5757
1.25	39.9604	8.1479	.8004	.1308	63.0096	12.8475	.2524	.0413	38.0279	31.0275	1.5906	16.0439
1.50	29.7477	5.9833	.7178	.1124	46.9061	9.4344	.2264	.0354	28.2593	25.1163	1.5003	13.0583
1.75	23.1299	4.5941	.6532	.0984	36.4712	7.2440	.2060	.0310	21.9360	20.9508	1.4214	10.9492
2.00	18.5679	3.6451	.6008	.0873	29.2779	5.7476	.1895	.0275	17.5863	17.8644	1.3513	9.3836
3.00	9.4221	1.7752	.4606	.0593	14.8568	2.7992	.1453	.0187	8.8842	10.8552	1.1308	5.8045
4.00	5.7608	1.0471	.3774	.0438	9.0836	1.6510	.1190	.0138	5.4118	7.4938	.9679	4.0696
5.00	3.9201	.6890	.3223	.0340	6.1812	1.0864	.1016	.0107	3.6709	5.5094	.8388	3.0543
6.00	2.8674	.4879	.2839	.0274	4.5214	.7694	.0895	.0086	2.6779	4.2961	.7327	2.3923
7.00	2.2111	.3645	.2563	.0226	3.4865	.5748	.0808	.0071	2.0597	3.4291	.6439	1.9292
8.00	1.7741	.2835	.2358	.0191	2.7975	.4471	.0744	.0060	1.6488	2.7989	.5687	1.5890
9.00	1.4673	.2274	.2202	.0164	2.3136	.3585	.0694	.0052	1.3611	2.3238	.5047	1.3301
10.00	1.2420	.1867	.2079	.0143	1.9584	.2943	.0656	.0045	1.1495	1.9554	.4498	1.1276
11.00	1.0704	.1561	.1980	.0126	1.6877	.2461	.0624	.0040	.9892	1.6634	.4027	.9659
12.00	.9354	.1323	.1897	.0112	1.4750	.2087	.0598	.0035	.8630	1.4277	.3621	.8345
13.00	.8266	.1135	.1826	.0101	1.3033	.1790	.0576	.0032	.7613	1.2347	.3270	.7264
14.00	.7369	.0982	.1764	.0091	1.1619	.1549	.0556	.0029	.6780	1.0748	.2965	.6362
15.00	.6617	.0856	.1709	.0083	1.0433	.1350	.0539	.0026	.6078	.9408	.2700	.5604
16.00	.5977	.0751	.1658	.0075	.9424	.1185	.0523	.0024	.5487	.8277	.2470	.4962
17.00	.5426	.0663	.1611	.0069	.8556	.1045	.0508	.0022	.4977	.7313	.2268	.4413
18.00	.4947	.0587	.1568	.0064	.7800	.0925	.0494	.0020	.4534	.6487	.2092	.3941
19.00	.4527	.0522	.1527	.0059	.7138	.0823	.0482	.0019	.4147	.5774	.1937	.3533
20.00	.4156	.0466	.1488	.0055	.6554	.0735	.0469	.0017	.3807	.5157	.1801	.3179
21.00	.3827	.0417	.1452	.0051	.6034	.0658	.0458	.0016	.3504	.4619	.1680	.2870
22.00	.3533	.0374	.1416	.0048	.5571	.0590	.0447	.0015	.3235	.4148	.1574	.2599
23.00	.3269	.0337	.1383	.0045	.5154	.0532	.0436	.0014	.2993	.3735	.1479	.2361
24.00	.3031	.0304	.1350	.0042	.4779	.0480	.0426	.0013	.2776	.3371	.1394	.2150
30.00	.1997	.0171	.1178	.0032	.3149	.0270	.0371	.0010	.1837	.1900	.1039	.1296
36.00	.1377	.0102	.1034	.0026	.2171	.0161	.0326	.0008	.1278	.1135	.0835	.0845
42.00	.0980	.0064	.0911	.0021	.1545	.0101	.0287	.0007	.0921	.0709	.0700	.0588
48.00	.0714	.0042	.0804	.0018	.1126	.0065	.0254	.0006	.0682	.0460	.0602	.0431
54.00	.0530	.0028	.0712	.0016	.0835	.0044	.0224	.0005	.0516	.0308	.0525	.0329
60.00	.0399	.0019	.0631	.0014	.0629	.0030	.0199	.0004	.0397	.0213	.0461	.0260
66.00	.0303	.0014	.0560	.0012	.0478	.0021	.0177	.0004	.0310	.0150	.0407	.0211
72.00	.0233	.0010	.0498	.0011	.0368	.0015	.0157	.0003	.0245	.0108	.0360	.0174
78.00	.0181	.0007	.0443	.0010	.0285	.0011	.0140	.0003	.0196	.0079	.0320	.0146
84.00	.0141	.0005	.0395	.0009	.0222	.0008	.0125	.0003	.0158	.0059	.0284	.0124
90.00	.0110	.0004	.0353	.0008	.0174	.0006	.0111	.0002	.0128	.0045	.0253	.0107
96.00	.0087	.0003	.0316	.0007	.0137	.0005	.0100	.0002	.0105	.0034	.0226	.0092

TABLEAU 3.12

VARIATION DES CONCENTRATIONS DE SO2 ET SO4 ET DES DEPOTS DE SO2,SO4 ET S EN FONCTION DU TEMPS DEPUIS L'EMISSION
(HAUTEUR DE LA SOURCE : 50. METRES)

TEMPS	CONCENTRATIONS EN UG/M3-TGS				DEPOTS EN KG/HA-ANNEE-TGS							
ECOULE	SO2	SO2	SO4	SO4	SO2 SEC		SO4 SEC		S SEC	SO2	SO4	S
HRES	SEC	HUMIDE	SEC	HUMIDE	EPISODE SEC	EPISODE HUMIDE	EPISODE SEC	EPISODE HUMIDE		HUMIDE	HUMIDE	HUMIDE
.25	475.6410	104.2383	1.8420	.3808	749.9907	164.3629	.5809	.1201	457.4337	183.4475	2.1902	92.4538
.50	167.9303	36.0169	1.3177	.2536	264.7925	56.7915	.4155	.0800	160.9602	87.6553	2.0016	44.4949
.75	89.8200	18.9042	1.0665	.1930	141.6281	29.8082	.3363	.0609	85.8374	56.2277	1.8499	28.7305
1.00	57.2009	11.8395	.9114	.1562	90.1944	18.6685	.2874	.0493	54.5422	40.7504	1.7244	20.9500
1.25	40.1301	8.1824	.8032	.1313	63.2771	12.9021	.2533	.0414	38.1882	31.5987	1.6182	16.3387
1.50	29.9459	6.0231	.7220	.1131	47.2186	9.4973	.2277	.0357	28.4463	25.5822	1.5267	13.3000
1.75	23.3243	4.6327	.6582	.0991	36.7777	7.3049	.2076	.0313	22.1221	21.3416	1.4466	11.1530
2.00	18.7484	3.6806	.6062	.0881	29.5625	5.8035	.1912	.0278	17.7545	18.2012	1.3754	9.5591
3.00	9.5434	1.7981	.4663	.0600	15.0481	2.8352	.1471	.0189	8.9978	11.0612	1.1514	5.9144
4.00	5.8448	1.0623	.3827	.0444	9.2161	1.6751	.1207	.0140	5.4904	7.6370	.9858	4.1471
5.00	3.9819	.6998	.3272	.0345	6.2787	1.1035	.1032	.0109	3.7290	5.6560	.8544	3.1128
6.00	2.9153	.4961	.2885	.0278	4.5969	.7822	.0910	.0088	2.7229	4.3788	.7464	2.4382
7.00	2.2496	.3709	.2606	.0230	3.5472	.5848	.0822	.0073	2.0957	3.4953	.6560	1.9663
8.00	1.8060	.2886	.2399	.0195	2.8477	.4551	.0757	.0061	1.6788	2.8530	.5794	1.6196
9.00	1.4942	.2316	.2242	.0167	2.3561	.3651	.0707	.0053	1.3859	2.3688	.5142	1.3558
10.00	1.2652	.1902	.2117	.0146	1.9950	.2998	.0668	.0046	1.1712	1.9933	.4584	1.1494
11.00	1.0906	.1590	.2017	.0129	1.7196	.2507	.0636	.0041	1.0079	1.6956	.4103	.9846
12.00	.9532	.1349	.1933	.0114	1.5030	.2127	.0610	.0036	.8794	1.4554	.3690	.8507
13.00	.8424	.1157	.1861	.0103	1.3283	.1824	.0587	.0032	.7758	1.2587	.3332	.7404
14.00	.7510	.1001	.1798	.0093	1.1842	.1579	.0567	.0029	.6908	1.0956	.3022	.6485
15.00	.6744	.0873	.1741	.0084	1.0634	.1376	.0549	.0027	.6195	.9591	.2752	.5713
16.00	.6092	.0766	.1690	.0077	.9606	.1207	.0533	.0024	.5592	.8437	.2517	.5057
17.00	.5531	.0675	.1642	.0070	.8721	.1065	.0518	.0022	.5073	.7455	.2312	.4498
18.00	.5043	.0598	.1598	.0065	.7951	.0943	.0504	.0020	.4622	.6612	.2132	.4017
19.00	.4615	.0532	.1556	.0060	.7277	.0839	.0491	.0019	.4228	.5886	.1974	.3601
20.00	.4237	.0475	.1517	.0056	.6681	.0749	.0478	.0018	.3880	.5257	.1835	.3240
21.00	.3901	.0425	.1479	.0052	.6151	.0670	.0467	.0016	.3572	.4708	.1712	.2925
22.00	.3601	.0382	.1444	.0049	.5679	.0602	.0455	.0015	.3297	.4229	.1604	.2649
23.00	.3332	.0344	.1409	.0046	.5254	.0542	.0444	.0014	.3051	.3808	.1507	.2406
24.00	.3090	.0310	.1376	.0043	.4872	.0489	.0434	.0014	.2830	.3436	.1421	.2192
30.00	.2036	.0175	.1200	.0032	.3210	.0276	.0379	.0010	.1872	.1937	.1059	.1521
36.00	.1403	.0104	.1054	.0026	.2213	.0165	.0332	.0008	.1302	.1157	.0851	.0862
42.00	.0999	.0065	.0928	.0022	.1575	.0103	.0293	.0007	.0939	.0723	.0714	.0599
48.00	.0728	.0042	.0820	.0019	.1148	.0067	.0258	.0006	.0696	.0469	.0614	.0439
54.00	.0540	.0028	.0725	.0016	.0851	.0045	.0229	.0005	.0526	.0314	.0535	.0336
60.00	.0406	.0020	.0643	.0014	.0641	.0031	.0203	.0005	.0405	.0217	.0470	.0265
66.00	.0309	.0014	.0571	.0013	.0488	.0022	.0180	.0004	.0316	.0153	.0415	.0215
72.00	.0238	.0010	.0508	.0011	.0375	.0016	.0160	.0004	.0250	.0110	.0367	.0178
78.00	.0184	.0007	.0452	.0010	.0290	.0012	.0143	.0003	.0199	.0081	.0326	.0149
84.00	.0144	.0005	.0403	.0009	.0226	.0009	.0127	.0003	.0161	.0060	.0290	.0127
90.00	.0113	.0004	.0360	.0008	.0177	.0006	.0113	.0002	.0131	.0046	.0258	.0109
96.00	.0089	.0003	.0322	.0007	.0140	.0005	.0101	.0002	.0107	.0035	.0230	.0094

TABLEAU 3.13

VARIATION DES CONCENTRATIONS DE SO2 ET SO4 ET DES DEPOTS DE SO2,SO4 ET S EN FONCTION DU TEMPS DEPUIS L'EMISSION
(HAUTEUR DE LA SOURCE 1200. METRES)

TEMPS ECOULE	CONCENTRATIONS EN UG/M3-TGS				DEPOTS EN KG/HA-ANNEE-TGS							
	SO2	SO2	SO4	SO4	SO2 SEC		SO4 SEC		S SEC	SO2	SO4	S
HRES	SEC	HUMIDE	SEC	HUMIDE	EPISODE SEC	EPISODE HUMIDE	EPISODE SEC	EPISODE HUMIDE		HUMIDE	HUMIDE	HUMIDE
.25	172.7338	37.8552	.6624	.1370	272.3667	59.6901	.2089	.0432	166.1290	188.5836	2.2294	95.0389
.50	103.4484	22.1871	.8043	.1548	163.1174	34.9847	.2536	.0488	99.1408	91.0595	2.0566	46.2152
.75	66.1057	13.9131	.7781	.1408	104.2355	21.9382	.2454	.0444	63.1666	58.7316	1.9112	30.0029
1.00	46.0510	9.5317	.7276	.1247	72.6132	15.0295	.2295	.0393	43.9096	42.7133	1.7883	21.9527
1.25	34.1090	6.9548	.6772	.1107	53.7831	10.9663	.2136	.0349	32.4578	33.2021	1.6828	17.1620
1.50	26.3971	5.3094	.6315	.0989	41.6229	8.3718	.1992	.0312	25.0728	26.9302	1.5911	13.9954
1.75	21.1058	4.1921	.5911	.0890	33.2796	6.6101	.1864	.0281	20.0165	22.4989	1.5103	11.7529
2.00	17.3040	3.3970	.5554	.0807	27.2849	5.3564	.1752	.0255	16.3849	19.2111	1.4381	10.0849
3.00	9.2332	1.7397	.4482	.0577	14.5590	2.7431	.1413	.0182	8.7047	11.7123	1.2088	6.2591
4.00	5.8020	1.0545	.3775	.0438	9.1486	1.6628	.1191	.0138	5.4503	8.1021	1.0377	4.3969
5.00	4.0239	.7072	.3287	.0347	6.3449	1.1151	.1037	.0109	3.7682	6.0079	.9010	3.3043
6.00	2.9865	.5082	.2938	.0283	4.7091	.8013	.0927	.0089	2.7890	4.6552	.7882	2.5904
7.00	2.3290	.3840	.2683	.0237	3.6723	.6054	.0846	.0075	2.1694	3.7181	.6934	2.0902
8.00	1.8847	.3012	.2490	.0202	2.9718	.4749	.0785	.0064	1.7517	3.0361	.6130	1.7224
9.00	1.5486	.2431	.2340	.0175	2.4734	.3833	.0738	.0055	1.4546	2.5215	.5444	1.4422
10.00	1.3339	.2005	.2221	.0153	2.1033	.3161	.0700	.0048	1.2345	2.1222	.4855	1.2229
11.00	1.1534	.1682	.2122	.0135	1.8186	.2652	.0669	.0043	1.0658	1.8055	.4348	1.0477
12.00	1.0103	.1429	.2039	.0121	1.5930	.2254	.0643	.0038	.9319	1.5499	.3911	.9053
13.00	.8942	.1228	.1966	.0108	1.4099	.1936	.0620	.0034	.8236	1.3405	.3533	.7880
14.00	.7980	.1064	.1902	.0098	1.2584	.1677	.0600	.0031	.7339	1.1669	.3205	.6903
15.00	.7172	.0928	.1844	.0089	1.1308	.1464	.0582	.0028	.6590	1.0215	.2920	.6081
16.00	.6482	.0815	.1791	.0081	1.0220	.1285	.0565	.0026	.5949	.8986	.2671	.5383
17.00	.5886	.0719	.1742	.0075	.9282	.1133	.0549	.0024	.5398	.7940	.2454	.4788
18.00	.5368	.0637	.1695	.0069	.8465	.1004	.0535	.0022	.4920	.7043	.2263	.4276
19.00	.4914	.0567	.1652	.0064	.7748	.0893	.0521	.0020	.4501	.6270	.2096	.3833
20.00	.4512	.0506	.1610	.0059	.7114	.0797	.0508	.0019	.4131	.5599	.1949	.3449
21.00	.4155	.0453	.1571	.0055	.6551	.0714	.0495	.0017	.3803	.5015	.1819	.3114
22.00	.3835	.0407	.1533	.0052	.6048	.0641	.0483	.0016	.3511	.4504	.1703	.2820
23.00	.3549	.0366	.1497	.0049	.5596	.0577	.0472	.0015	.3249	.4056	.1601	.2561
24.00	.3291	.0330	.1462	.0046	.5189	.0521	.0461	.0015	.3013	.3660	.1510	.2333
30.00	.2168	.0186	.1276	.0034	.3419	.0293	.0402	.0011	.1994	.2063	.1126	.1407
36.00	.1495	.0111	.1120	.0028	.2357	.0175	.0353	.0009	.1387	.1232	.0904	.0917
42.00	.1064	.0069	.0987	.0023	.1678	.0110	.0311	.0007	.1000	.0770	.0759	.0638
48.00	.0775	.0045	.0872	.0020	.1222	.0071	.0275	.0006	.0740	.0500	.0653	.0467
54.00	.0575	.0030	.0771	.0017	.0907	.0048	.0243	.0005	.0560	.0335	.0569	.0357
60.00	.0433	.0021	.0684	.0015	.0682	.0033	.0216	.0005	.0431	.0231	.0500	.0282
66.00	.0329	.0015	.0607	.0014	.0520	.0023	.0191	.0004	.0337	.0163	.0441	.0229
72.00	.0253	.0011	.0540	.0012	.0399	.0017	.0170	.0004	.0266	.0118	.0391	.0189
78.00	.0196	.0008	.0481	.0011	.0309	.0012	.0152	.0003	.0212	.0086	.0347	.0159
84.00	.0153	.0006	.0429	.0009	.0241	.0009	.0135	.0003	.0171	.0064	.0308	.0135
90.00	.0120	.0004	.0383	.0008	.0189	.0007	.0121	.0003	.0139	.0049	.0275	.0116
96.00	.0094	.0003	.0342	.0008	.0149	.0005	.0108	.0002	.0114	.0037	.0245	.0100

TABLEAU 3.14

VARIATION DES CONCENTRATIONS DE SO2 ET SO4 ET DES DEPOTS DE SO2,SO4 ET S EN FONCTION DU TEMPS DEPUIS L'EMISSION
(HAUTEUR DE LA SOURCE 1500. METRES)

TEMPS	CONCENTRATIONS EN UG/M3-TGS				DEPOTS EN KG/HA-ANNEE-TGS							
ECOULE	SO2	SO2	SO4	SO4	SO2 SEC		SO4 SEC		S SEC	SO2	SO4	S
HRES	SEC	HUMIDE	SEC	HUMIDE	EPISODE SEC	EPISODE HUMIDE	EPISODE SEC	EPISODE HUMIDE		HUMIDE	HUMIDE	HUMIDE
.25	.5148	.1128	.0019	.0004	.8117	.1779	.0006	.0001	.0950	189.3239	2.2335	95.4064
.50	5.7546	1.2342	.0441	.0085	9.0739	1.9461	.0139	.0027	5.5155	92.2989	2.0704	46.8396
.75	9.7921	2.0609	.1135	.0205	15.4401	3.2497	.0358	.0065	9.3591	60.0854	1.9346	30.6876
1.00	11.1532	2.3085	.1734	.0297	17.5863	3.6400	.0547	.0094	10.6343	44.0461	1.8193	22.6295
1.25	11.1086	2.2650	.2168	.0354	17.5161	3.5715	.0684	.0112	10.5725	34.4674	1.7199	17.8070
1.50	10.4827	2.1084	.2465	.0386	16.5291	3.3246	.0777	.0122	9.9575	28.1146	1.6329	14.6016
1.75	9.6643	1.9195	.2659	.0401	15.2386	3.0267	.0839	.0126	9.1657	23.6020	1.5557	12.3196
2.00	8.8259	1.7322	.2782	.0404	13.9135	2.7314	.0877	.0128	8.3540	20.2371	1.4863	10.6140
3.00	6.1092	1.1510	.2911	.0375	9.6329	1.8150	.0918	.0118	5.7585	12.4896	1.2624	6.6656
4.00	4.4443	.8078	.2837	.0329	7.0077	1.2737	.0895	.0104	4.1743	8.7078	1.0918	4.7178
5.00	3.4073	.5988	.2729	.0288	5.3727	.9443	.0861	.0091	3.1904	6.4913	.9533	3.5634
6.00	2.7199	.4628	.2623	.0253	4.2888	.7298	.0827	.0080	2.5396	5.0480	.8376	2.8032
7.00	2.2369	.3688	.2526	.0223	3.5271	.5815	.0797	.0070	2.0831	4.0418	.7393	2.2673
8.00	1.8810	.3006	.2438	.0198	2.9660	.4740	.0769	.0062	1.7477	3.3061	.6553	1.8715
9.00	1.6091	.2493	.2357	.0176	2.5372	.3932	.0743	.0055	1.4917	2.7489	.5832	1.5689
10.00	1.3950	.2097	.2282	.0157	2.1997	.3306	.0720	.0050	1.2909	2.3155	.5211	1.3314
11.00	1.2227	.1783	.2213	.0141	1.9279	.2811	.0698	.0045	1.1293	1.9710	.4674	1.1413
12.00	1.0812	.1530	.2148	.0127	1.7048	.2412	.0677	.0040	.9970	1.6926	.4209	.9866
13.00	.9632	.1323	.2087	.0115	1.5188	.2086	.0658	.0036	.8870	1.4643	.3806	.8590
14.00	.8636	.1151	.2030	.0105	1.3617	.1815	.0640	.0033	.7942	1.2749	.3456	.7527
15.00	.7785	.1008	.1976	.0095	1.2275	.1589	.0623	.0030	.7147	1.1162	.3151	.6631
16.00	.7051	.0886	.1924	.0087	1.1118	.1398	.0607	.0028	.6470	.9820	.2884	.5872
17.00	.6413	.0783	.1875	.0080	1.0112	.1235	.0591	.0025	.5878	.8677	.2651	.5222
18.00	.5854	.0695	.1828	.0074	.9231	.1095	.0577	.0023	.5363	.7697	.2447	.4664
19.00	.5362	.0618	.1783	.0069	.8455	.0975	.0562	.0022	.4910	.6852	.2267	.4182
20.00	.4926	.0552	.1740	.0064	.7768	.0871	.0549	.0020	.4509	.6120	.2109	.3763
21.00	.4538	.0495	.1699	.0060	.7155	.0780	.0536	.0019	.4152	.5481	.1969	.3397
22.00	.4190	.0444	.1659	.0056	.6607	.0700	.0523	.0018	.3834	.4923	.1844	.3076
23.00	.3878	.0400	.1621	.0053	.6115	.0631	.0511	.0017	.3549	.4433	.1734	.2794
24.00	.3596	.0361	.1583	.0050	.5671	.0569	.0499	.0016	.3292	.4001	.1636	.2546
30.00	.2370	.0203	.1384	.0037	.3737	.0321	.0436	.0012	.2178	.2255	.1221	.1535
36.00	.1634	.0121	.1216	.0030	.2576	.0192	.0384	.0009	.1515	.1346	.0982	.1001
42.00	.1163	.0076	.1072	.0025	.1834	.0120	.0338	.0008	.1092	.0841	.0825	.0696
48.00	.0847	.0049	.0947	.0022	.1336	.0078	.0299	.0007	.0809	.0546	.0710	.0510
54.00	.0629	.0033	.0839	.0019	.0991	.0052	.0265	.0006	.0612	.0366	.0619	.0389
60.00	.0473	.0023	.0744	.0017	.0746	.0036	.0235	.0005	.0471	.0252	.0544	.0307
66.00	.0360	.0016	.0661	.0015	.0568	.0025	.0208	.0005	.0368	.0178	.0480	.0249
72.00	.0277	.0012	.0587	.0013	.0436	.0018	.0185	.0004	.0290	.0128	.0425	.0206
78.00	.0214	.0009	.0523	.0012	.0338	.0013	.0165	.0004	.0232	.0094	.0377	.0173
84.00	.0167	.0006	.0467	.0010	.0264	.0010	.0147	.0003	.0187	.0070	.0336	.0147
90.00	.0131	.0005	.0417	.0009	.0207	.0008	.0131	.0003	.0152	.0053	.0299	.0126
96.00	.0103	.0004	.0373	.0008	.0163	.0006	.0117	.0003	.0124	.0041	.0266	.0109

TABLEAU 3.15

VARIATION DES CONCENTRATIONS DE SO2 ET SO4 ET DES DEPOTS
DE SO2,SO4 ET S EN FONCTION DU TEMPS DEPUIS L'EMISSION
(COEFFICIENT DE LESSIVAGE L2 DU SO2 : .00001 SEC-1)

TEMPS	CONCENTRATIONS EN UG/M3-TGS				DEPOTS EN KG/HA-ANNEE-TGS							
ECOULE	SO2	SO2	SO4	SO4	SO2 SEC		SO4 SEC		S SEC	SO2	SO4	S
HRES	SEC	HUMIDE	SEC	HUMIDE	EPISODE SEC	EPISODE HUMIDE	EPISODE SEC	EPISODE HUMIDE		HUMIDE	HUMIDE	HUMIDE
.25	172.7753	38.5007	.6624	.1370	272.4321	60.7078	.2089	.0432	166.6390	63.9330	2.2294	32.7097
.50	103.5394	22.9067	.8043	.1548	163.2610	36.1193	.2536	.0488	99.8108	31.3376	2.0566	16.3543
.75	66.2261	14.5594	.7781	.1408	104.4253	22.9573	.2454	.0444	63.7766	20.4866	1.9112	10.8604
1.00	46.1868	10.0975	.7276	.1247	72.8304	15.9217	.2295	.0393	44.4646	15.0830	1.7883	8.1376
1.25	34.2568	7.4512	.6772	.1107	54.0162	11.7491	.2136	.0349	32.9678	11.8574	1.6828	6.4896
1.50	26.5504	5.7484	.6315	.0984	41.8647	9.0641	.1992	.0312	25.5388	9.7190	1.5911	5.3899
1.75	21.2616	4.5837	.5911	.0890	33.5253	7.2276	.1864	.0281	20.4505	8.2003	1.5103	4.6036
2.00	17.4602	3.7492	.5554	.0807	27.5313	5.9118	.1752	.0255	16.7879	7.0677	1.4381	4.0132
3.00	9.3815	1.9863	.4482	.0577	14.7927	3.1320	.1413	.0182	9.0142	4.4576	1.2088	2.6318
4.00	5.9374	1.2416	.3775	.0438	9.3622	1.9578	.1191	.0138	5.7043	3.1798	1.0377	1.9358
5.00	4.1471	.8572	.3287	.0347	6.5392	1.3517	.1037	.0109	3.9837	2.4274	.9010	1.5140
6.00	3.0993	.6335	.2938	.0283	4.8870	.9989	.0927	.0089	2.9768	1.9344	.7882	1.2299
7.00	2.4333	.4919	.2683	.0237	3.8368	.7757	.0846	.0075	2.3370	1.5879	.6934	1.0251
8.00	1.9820	.3964	.2490	.0202	3.1252	.6251	.0785	.0064	1.9033	1.3319	.6130	.8703
9.00	1.6600	.3285	.2340	.0175	2.6175	.5179	.0738	.0055	1.5944	1.1358	.5444	.7493
10.00	1.4203	.2781	.2221	.0153	2.2395	.4384	.0700	.0048	1.3637	.9811	.4855	.6524
11.00	1.2352	.2393	.2122	.0135	1.9477	.3773	.0669	.0043	1.1864	.8563	.4348	.5731
12.00	1.0882	.2086	.2039	.0121	1.7158	.3289	.0643	.0038	1.0452	.7538	.3911	.5073
13.00	.9684	.1837	.1966	.0108	1.5270	.2896	.0620	.0034	.9301	.6684	.3533	.4520
14.00	.8689	.1631	.1902	.0098	1.3700	.2571	.0600	.0031	.8346	.5963	.3205	.4050
15.00	.7848	.1458	.1844	.0089	1.2374	.2298	.0582	.0028	.7537	.5347	.2920	.3647
16.00	.7128	.1310	.1791	.0081	1.1239	.2066	.0565	.0026	.6850	.4817	.2671	.3299
17.00	.6504	.1183	.1742	.0075	1.0256	.1865	.0549	.0024	.6253	.4356	.2454	.2996
18.00	.5959	.1073	.1695	.0069	.9396	.1691	.0535	.0022	.5729	.3954	.2263	.2731
19.00	.5478	.0976	.1652	.0064	.8638	.1539	.0521	.0020	.5269	.3600	.2096	.2499
20.00	.5052	.0891	.1610	.0059	.7966	.1404	.0508	.0019	.4861	.3287	.1949	.2293
21.00	.4671	.0815	.1571	.0055	.7366	.1285	.0495	.0017	.4496	.3009	.1819	.2111
22.00	.4330	.0748	.1533	.0052	.6827	.1179	.0483	.0016	.4170	.2761	.1703	.1948
23.00	.4022	.0687	.1497	.0049	.6342	.1084	.0472	.0015	.3875	.2539	.1601	.1803
24.00	.3743	.0633	.1462	.0046	.5903	.0998	.0461	.0015	.3609	.2339	.1510	.1673
30.00	.2516	.0400	.1276	.0034	.3967	.0631	.0402	.0011	.2437	.1478	.1126	.1114
36.00	.1764	.0264	.1120	.0028	.2781	.0416	.0353	.0009	.1719	.0975	.0904	.0789
42.00	.1273	.0179	.0987	.0023	.2007	.0283	.0311	.0007	.1251	.0663	.0759	.0584
48.00	.0939	.0125	.0872	.0020	.1480	.0197	.0275	.0006	.0932	.0461	.0653	.0448
54.00	.0704	.0088	.0771	.0017	.1110	.0139	.0243	.0005	.0707	.0326	.0569	.0353
60.00	.0535	.0063	.0684	.0015	.0843	.0100	.0216	.0005	.0545	.0234	.0500	.0284
66.00	.0411	.0046	.0607	.0014	.0647	.0072	.0191	.0004	.0425	.0170	.0441	.0232
72.00	.0318	.0034	.0540	.0012	.0502	.0053	.0170	.0004	.0335	.0125	.0391	.0193
78.00	.0248	.0025	.0481	.0011	.0392	.0039	.0152	.0003	.0267	.0092	.0347	.0162
84.00	.0195	.0019	.0429	.0009	.0308	.0029	.0135	.0003	.0215	.0069	.0308	.0137
90.00	.0154	.0014	.0383	.0008	.0243	.0022	.0121	.0003	.0174	.0052	.0275	.0117
96.00	.0123	.0011	.0342	.0008	.0193	.0017	.0108	.0002	.0142	.0039	.0245	.0101

TABLEAU 3.16

VARIATION DES CONCENTRATIONS DE SO2 ET SO4 ET DES DEPOTS DE SO2,SO4 ET S EN FONCTION DU TEMPS DEPUIS L'EMISSION (COEFFICIENT DE LESSIVAGE L2 DU SO2 : .00003 SEC-1)

TEMPS	CONCENTRATIONS EN UG/M3-TGS				DEPOTS EN KG/HA-ANNEE-TGS							
ECOULE	SO2	SO2	SO4	SO4	SO2 SEC		SO4 SEC		S SEC	SO2	SO4	S
HRES	SEC	HUMIDE	SEC	HUMIDE	EPISODE SEC	EPISODE HUMIDE	EPISODE SEC	EPISODE HUMIDE		HUMIDE	HUMIDE	HUMIDE
.25	172.7338	37.8552	.6624	.1370	272.3667	59.6901	.2089	.0432	166.1290	188.5836	2.2294	95.0349
.50	103.4484	22.1871	.8043	.1548	163.1174	34.9847	.2536	.0488	99.1408	91.0595	2.0566	46.2152
.75	66.1057	13.9131	.7781	.1408	104.2355	21.9382	.2454	.0444	63.1666	58.7316	1.9112	30.0029
1.00	46.0510	9.5317	.7276	.1247	72.6132	15.0295	.2295	.0393	43.9096	42.7133	1.7883	21.9527
1.25	34.1090	6.9548	.6772	.1107	53.7831	10.9663	.2136	.0349	32.4578	33.2021	1.6628	17.1620
1.50	26.3971	5.3094	.6315	.0989	41.6229	8.3718	.1992	.0312	25.0728	26.9302	1.5911	13.9954
1.75	21.1058	4.1921	.5911	.0890	33.2796	6.6101	.1864	.0281	20.0165	22.4989	1.5103	11.7529
2.00	17.3040	3.3970	.5554	.0807	27.2849	5.3564	.1752	.0255	16.3849	19.2111	1.4381	10.0849
3.00	9.2332	1.7397	.4482	.0577	14.5590	2.7431	.1413	.0182	8.7047	11.7123	1.2088	6.2591
4.00	5.8020	1.0545	.3775	.0438	9.1486	1.6628	.1191	.0138	5.4503	8.1021	1.0377	4.3969
5.00	4.0239	.7072	.3287	.0347	6.3449	1.1151	.1037	.0109	3.7682	6.0079	.9010	3.3043
6.00	2.9865	.5082	.2938	.0283	4.7091	.8013	.0927	.0089	2.7890	4.6552	.7882	2.5904
7.00	2.3290	.3840	.2683	.0237	3.6723	.6054	.0846	.0075	2.1694	3.7181	.6934	2.0902
8.00	1.8847	.3012	.2490	.0202	2.9718	.4749	.0785	.0064	1.7517	3.0361	.6130	1.7224
9.00	1.5686	.2431	.2340	.0175	2.4734	.3833	.0738	.0055	1.4546	2.5215	.5444	1.4422
10.00	1.3339	.2005	.2221	.0153	2.1033	.3161	.0700	.0048	1.2345	2.1222	.4855	1.2229
11.00	1.1534	.1682	.2122	.0135	1.8186	.2652	.0669	.0043	1.0658	1.8055	.4348	1.0477
12.00	1.0103	.1429	.2039	.0121	1.5930	.2254	.0643	.0038	.9319	1.5499	.3911	.9053
13.00	.8942	.1228	.1966	.0108	1.4099	.1936	.0620	.0034	.8236	1.3405	.3533	.7880
14.00	.7980	.1064	.1902	.0098	1.2584	.1677	.0600	.0031	.7339	1.1669	.3205	.6903
15.00	.7172	.0928	.1844	.0089	1.1308	.1464	.0582	.0028	.6590	1.0215	.2920	.6081
16.00	.6482	.0815	.1791	.0081	1.0220	.1285	.0565	.0026	.5949	.8986	.2671	.5383
17.00	.5886	.0719	.1742	.0075	.9282	.1133	.0549	.0024	.5398	.7940	.2454	.4788
18.00	.5368	.0637	.1695	.0069	.8465	.1004	.0535	.0022	.4920	.7043	.2263	.4276
19.00	.4914	.0567	.1652	.0064	.7748	.0893	.0521	.0020	.4501	.6270	.2096	.3833
20.00	.4512	.0506	.1610	.0059	.7114	.0797	.0508	.0019	.4131	.5599	.1949	.3449
21.00	.4155	.0453	.1571	.0055	.6551	.0714	.0495	.0017	.3803	.5015	.1819	.3114
22.00	.3835	.0407	.1533	.0052	.6048	.0641	.0483	.0016	.3511	.4504	.1703	.2820
23.00	.3549	.0366	.1497	.0049	.5596	.0577	.0472	.0015	.3249	.4056	.1601	.2561
24.00	.3291	.0330	.1462	.0046	.5189	.0521	.0461	.0015	.3013	.3660	.1510	.2333
30.00	.2168	.0186	.1276	.0034	.3419	.0293	.0402	.0011	.1994	.2063	.1126	.1407
36.00	.1495	.0111	.1120	.0028	.2357	.0175	.0353	.0009	.1387	.1232	.0904	.0917
42.00	.1064	.0069	.0987	.0023	.1678	.0110	.0311	.0007	.1000	.0770	.0759	.0638
48.00	.0775	.0045	.0872	.0020	.1222	.0071	.0275	.0006	.0740	.0500	.0653	.0467
54.00	.0575	.0030	.0771	.0017	.0907	.0048	.0243	.0005	.0560	.0335	.0569	.0357
60.00	.0433	.0021	.0684	.0015	.0682	.0033	.0216	.0005	.0431	.0231	.0500	.0282
66.00	.0329	.0015	.0607	.0014	.0520	.0023	.0191	.0004	.0337	.0163	.0441	.0229
72.00	.0253	.0011	.0540	.0012	.0399	.0017	.0170	.0004	.0266	.0118	.0391	.0189
78.00	.0196	.0008	.0481	.0011	.0309	.0012	.0152	.0003	.0212	.0086	.0347	.0159
84.00	.0153	.0006	.0429	.0009	.0241	.0009	.0135	.0003	.0171	.0064	.0308	.0135
90.00	.0120	.0004	.0383	.0008	.0189	.0007	.0121	.0003	.0139	.0049	.0275	.0116
96.00	.0094	.0003	.0342	.0008	.0149	.0005	.0108	.0002	.0114	.0037	.0245	.0100

TABLEAU 3.17

VARIATION DES CONCENTRATIONS DE SO2 ET SO4 ET DES DEPOTS DE SO2,SO4 ET S EN FONCTION DU TEMPS DEPUIS L'EMISSION (COEFFICIENT DE LESSIVAGE L2 DU SO2 : .00006 SEC-1)

TEMPS ECOULE	CONCENTRATIONS EN UG/M3-TGS				DEPOTS EN KG/HA-ANNEE-TGS							
	SO2	SO2	SO4	SO4	SO2 SEC		SO4 SEC		S SEC	SO2	SO4	S
HRES	SEC	HUMIDE	SEC	HUMIDE	EPISODE SEC	EPISODE HUMIDE	EPISODE SEC	EPISODE HUMIDE		HUMIDE	HUMIDE	HUMIDE
.25	172.6725	36.9080	.6624	.1370	272.2700	58.1966	.2089	.0432	165.3340	367.7304	2.2294	184.6083
.50	103.3158	21.1532	.8043	.1548	162.9083	33.3543	.2536	.0488	98.2258	173.6317	2.0566	87.5014
.75	65.9326	13.0029	.7781	.1408	103.9625	20.5030	.2454	.0444	62.3466	109.7782	1.9112	55.5262
1.00	45.8555	8.7497	.7276	.1247	72.3050	13.7966	.2295	.0393	43.1446	78.4188	1.7883	39.8055
1.25	33.9018	6.2811	.6772	.1107	53.4564	9.9040	.2136	.0349	31.7648	59.9717	1.6828	30.5468
1.50	26.1848	4.7238	.6315	.0989	41.2882	7.4485	.1992	.0312	24.4463	47.9204	1.5911	24.4906
1.75	20.8927	3.6783	.5911	.0890	32.9436	5.8000	.1864	.0281	19.4415	39.4833	1.5103	20.2451
2.00	17.0927	2.9422	.5554	.0807	26.9517	4.6392	.1752	.0255	15.8614	33.2779	1.4381	17.1185
3.00	9.0412	1.4390	.4482	.0577	14.2562	2.2689	.1413	.0182	8.3177	19.3758	1.2088	10.0908
4.00	5.6333	.8377	.3775	.0438	8.8826	1.3209	.1191	.0138	5.1463	12.8726	1.0377	6.7822
5.00	3.8759	.5412	.3287	.0347	6.1114	.8534	.1037	.0109	3.5204	9.1950	.9010	4.8478
6.00	2.8554	.3753	.2938	.0283	4.5024	.5918	.0927	.0089	2.5808	6.8763	.7882	3.7009
7.00	2.2116	.2741	.2683	.0237	3.4872	.4322	.0846	.0075	1.9903	5.3081	.6934	2.8852
8.00	1.7785	.2081	.2490	.0202	2.8044	.3281	.0785	.0064	1.5943	4.1945	.6130	2.3016
9.00	1.4717	.1627	.2340	.0175	2.3206	.2565	.0738	.0055	1.3152	3.3750	.5444	1.8689
10.00	1.2449	.1301	.2221	.0153	1.9630	.2052	.0700	.0048	1.1091	2.7551	.4855	1.5394
11.00	1.0712	.1060	.2122	.0135	1.6890	.1671	.0669	.0043	.9518	2.2761	.4348	1.2830
12.00	.9341	.0876	.2039	.0121	1.4729	.1381	.0643	.0038	.8283	1.8995	.3911	1.0801
13.00	.8234	.0732	.1966	.0108	1.2983	.1155	.0620	.0034	.7286	1.5990	.3533	.9173
14.00	.7321	.0618	.1902	.0098	1.1544	.0975	.0600	.0031	.6468	1.3564	.3205	.7850
15.00	.6556	.0526	.1844	.0089	1.0338	.0830	.0582	.0028	.5788	1.1585	.2920	.6766
16.00	.5907	.0451	.1791	.0081	.9313	.0712	.0565	.0026	.5209	.9955	.2671	.5868
17.00	.5348	.0389	.1742	.0075	.8433	.0614	.0549	.0024	.4714	.8604	.2454	.5120
18.00	.4864	.0338	.1695	.0069	.7670	.0533	.0535	.0022	.4287	.7474	.2263	.4491
19.00	.4441	.0295	.1652	.0064	.7003	.0465	.0521	.0020	.3914	.6524	.2096	.3961
20.00	.4069	.0258	.1610	.0059	.6415	.0407	.0508	.0019	.3587	.5720	.1949	.3510
21.00	.3738	.0227	.1571	.0055	.5895	.0359	.0495	.0017	.3298	.5037	.1819	.3125
22.00	.3444	.0201	.1533	.0052	.5431	.0317	.0483	.0016	.3041	.4453	.1703	.2794
23.00	.3181	.0178	.1497	.0049	.5016	.0281	.0472	.0015	.2811	.3951	.1601	.2509
24.00	.2944	.0159	.1462	.0046	.4643	.0250	.0461	.0015	.2605	.3519	.1510	.2263
30.00	.1923	.0085	.1276	.0034	.3032	.0134	.0402	.0011	.1721	.1878	.1126	.1314
36.00	.1316	.0050	.1120	.0028	.2075	.0078	.0353	.0009	.1197	.1103	.0904	.0853
42.00	.0930	.0031	.0987	.0023	.1466	.0050	.0311	.0007	.0864	.0698	.0759	.0602
48.00	.0672	.0021	.0872	.0020	.1060	.0033	.0275	.0006	.0640	.0467	.0653	.0451
54.00	.0495	.0015	.0771	.0017	.0780	.0023	.0243	.0005	.0485	.0326	.0569	.0353
60.00	.0369	.0011	.0684	.0015	.0582	.0017	.0216	.0005	.0373	.0234	.0500	.0284
66.00	.0278	.0008	.0607	.0014	.0439	.0012	.0191	.0004	.0291	.0172	.0441	.0233
72.00	.0212	.0006	.0540	.0012	.0334	.0009	.0170	.0004	.0230	.0129	.0391	.0195
78.00	.0162	.0004	.0481	.0011	.0256	.0007	.0152	.0003	.0183	.0097	.0347	.0164
84.00	.0125	.0003	.0429	.0009	.0197	.0005	.0135	.0003	.0147	.0074	.0308	.0140
90.00	.0097	.0003	.0383	.0008	.0153	.0004	.0121	.0003	.0120	.0057	.0275	.0120
96.00	.0075	.0002	.0342	.0008	.0119	.0003	.0108	.0002	.0098	.0044	.0245	.0104

TABLEAU 3.18

VARIATION DES CONCENTRATIONS DE SO2 ET SO4 ET DES DEPOTS DE SO2,SO4 ET S EN FONCTION DU TEMPS DEPUIS L'EMISSION (COEFFICIENT DE LESSIVAGE L2 DU SO2 : .00010 SEC-1)

TEMPS	CONCENTRATIONS EN UG/M3-TGS				DEPOTS EN KG/HA-ANNEE-TGS							
ECOULE	SO2	SO2	SO4	SO4	SO2 SEC		SO4 SEC		S SEC	SO2	SO4	S
HRES	SEC	HUMIDE	SEC	HUMIDE	EPISODE SEC	EPISODE HUMIDE	EPISODE SEC	EPISODE HUMIDE		HUMIDE	HUMIDE	HUMIDE
.25	172.5924	35.6835	.6624	.1370	272.1437	56.2657	.2089	.0432	164.2690	592.5492	2.2294	297.0177
.50	103.1459	19.8550	.8043	.1548	162.6404	31.3073	.2536	.0488	97.0558	271.6260	2.0566	136.4985
.75	65.7150	11.8914	.7781	.1408	103.6195	18.7504	.2454	.0444	61.2716	167.3240	1.9112	84.2991
1.00	45.6143	7.8198	.7276	.1247	71.9246	12.3303	.2295	.0393	42.2146	116.8077	1.7883	58.9999
1.25	33.6505	5.4996	.6772	.1107	53.0602	8.6718	.2136	.0349	30.9488	87.5174	1.6828	44.3197
1.50	25.9316	4.0605	.6315	.0989	40.8890	6.4027	.1992	.0312	23.7233	68.6530	1.5911	34.8569
1.75	20.6424	3.1093	.5911	.0890	32.5490	4.9028	.1864	.0281	18.7980	55.6254	1.5103	28.3161
2.00	16.8483	2.4490	.5554	.0807	26.5665	3.8616	.1752	.0255	15.2829	46.1666	1.4381	23.5627
3.00	8.8313	1.1367	.4482	.0577	13.9252	1.7923	.1413	.0182	7.9102	25.5090	1.2088	13.1574
4.00	5.4578	.6334	.3775	.0438	8.6058	.9987	.1191	.0138	4.8467	16.2204	1.0377	8.4561
5.00	3.7285	.3934	.3287	.0347	5.8791	.6203	.1037	.0109	3.2879	11.1392	.9010	5.8699
6.00	2.7302	.2631	.2938	.0283	4.3049	.4148	.0927	.0089	2.3938	8.0323	.7882	4.2789
7.00	2.1036	.1857	.2683	.0237	3.3169	.2928	.0846	.0075	1.8356	5.9932	.6934	3.2277
8.00	1.6842	.1365	.2490	.0202	2.6556	.2153	.0785	.0064	1.4639	4.5877	.6130	2.4982
9.00	1.3884	.1036	.2340	.0175	2.1893	.1634	.0738	.0055	1.2026	3.5838	.5444	1.9734
10.00	1.1707	.0807	.2221	.0153	1.8460	.1272	.0700	.0048	1.0116	2.8468	.4855	1.5852
11.00	1.0046	.0641	.2122	.0135	1.5840	.1011	.0669	.0043	.8663	2.2938	.4348	1.2918
12.00	.8740	.0518	.2039	.0121	1.3782	.0816	.0643	.0038	.7525	1.8713	.3911	1.0661
13.00	.7689	.0424	.1966	.0108	1.2124	.0669	.0620	.0034	.6613	1.5438	.3533	.8897
14.00	.6825	.0352	.1902	.0098	1.0762	.0555	.0600	.0031	.5868	1.2864	.3205	.7501
15.00	.6103	.0295	.1844	.0089	.9623	.0465	.0582	.0028	.5247	1.0820	.2920	.6383
16.00	.5491	.0250	.1791	.0081	.8659	.0394	.0565	.0026	.4723	.9178	.2671	.5479
17.00	.4967	.0213	.1742	.0075	.7832	.0336	.0549	.0024	.4275	.7848	.2454	.4742
18.00	.4513	.0183	.1695	.0069	.7116	.0289	.0535	.0022	.3888	.6761	.2263	.4135
19.00	.4116	.0159	.1652	.0064	.6490	.0251	.0521	.0020	.3551	.5865	.2096	.3631
20.00	.3767	.0139	.1610	.0059	.5940	.0219	.0508	.0019	.3255	.5122	.1949	.3211
21.00	.3459	.0122	.1571	.0055	.5454	.0192	.0495	.0017	.2994	.4501	.1819	.2857
22.00	.3184	.0108	.1533	.0052	.5020	.0170	.0483	.0016	.2762	.3978	.1703	.2557
23.00	.2938	.0096	.1497	.0049	.4633	.0151	.0472	.0015	.2554	.3535	.1601	.2301
24.00	.2717	.0085	.1462	.0046	.4285	.0135	.0461	.0015	.2368	.3158	.1510	.2082
30.00	.1764	.0048	.1276	.0034	.2782	.0075	.0402	.0011	.1566	.1756	.1126	.1253
36.00	.1199	.0030	.1120	.0028	.1890	.0047	.0353	.0009	.1089	.1093	.0904	.0848
42.00	.0840	.0020	.0987	.0023	.1324	.0031	.0311	.0007	.0784	.0730	.0759	.0618
48.00	.0601	.0014	.0872	.0020	.0948	.0022	.0275	.0006	.0579	.0509	.0653	.0472
54.00	.0438	.0010	.0771	.0017	.0690	.0016	.0243	.0005	.0436	.0365	.0569	.0372
60.00	.0323	.0007	.0684	.0015	.0509	.0011	.0216	.0005	.0334	.0267	.0500	.0300
66.00	.0240	.0005	.0607	.0014	.0379	.0008	.0191	.0004	.0259	.0198	.0441	.0246
72.00	.0181	.0004	.0540	.0012	.0285	.0006	.0170	.0004	.0204	.0148	.0391	.0204
78.00	.0137	.0003	.0481	.0011	.0215	.0005	.0152	.0003	.0162	.0112	.0347	.0171
84.00	.0104	.0002	.0429	.0009	.0164	.0004	.0135	.0003	.0130	.0085	.0308	.0145
90.00	.0080	.0002	.0383	.0008	.0125	.0003	.0121	.0003	.0105	.0065	.0275	.0124
96.00	.0061	.0001	.0342	.0008	.0096	.0002	.0108	.0002	.0086	.0050	.0245	.0106

TABLEAU 3.19

VARIATION DES CONCENTRATIONS DE SO2 ET SO4 ET DES DEPOTS DE SO2,SO4 ET S EN FONCTION DU TEMPS DEPUIS L'EMISSION
(COEFFICIENT DE LESSIVAGE L4 DU SO4 : .00005 SEC-1)

TEMPS	CONCENTRATIONS EN UG/M3-TGS				DEPOTS EN KG/HA-ANNEE-TGS							
ECOULE	SO2	SO2	SO4	SO4	SO2 SEC		SO4 SEC		S SEC	SO2	SO4	S
HRES	SEC	HUMIDE	SEC	HUMIDE	EPISODE SEC	EPISODE HUMIDE	EPISODE SEC	EPISODE HUMIDE		HUMIDE	HUMIDE	HUMIDE
.25	172.7338	37.8552	.6428	.1429	272.3667	59.6901	.2090	.0451	166.1297	188.5836	1.1627	94.6794
.50	103.4484	22.1871	.8060	.1676	163.1174	34.9847	.2542	.0529	99.1423	91.0595	1.1131	45.9007
.75	66.1057	13.9131	.7813	.1575	104.2355	21.9382	.2464	.0497	63.1687	58.7316	1.0687	29.7220
1.00	46.0510	9.5317	.7325	.1436	72.6132	15.0295	.2310	.0453	43.9121	42.7133	1.0293	21.6997
1.25	34.1090	6.9548	.6836	.1307	53.7831	10.9663	.2156	.0412	32.4606	33.2021	.9939	16.9324
1.50	26.3971	5.3094	.6394	.1196	41.6229	8.3718	.2016	.0377	25.0758	24.9302	.9620	13.7857
1.75	21.1058	4.1921	.6002	.1100	33.2796	6.6101	.1893	.0347	20.0197	22.4989	.9327	11.5604
2.00	17.3040	3.3970	.5657	.1017	27.2849	5.3564	.1784	.0321	16.3882	19.2111	.9058	9.9075
3.00	9.2332	1.7397	.4619	.0777	14.5590	2.7431	.1457	.0245	8.7082	11.7123	.8141	6.1275
4.00	5.8020	1.0545	.3933	.0624	9.1486	1.6628	.1240	.0197	5.4539	8.1021	.7395	4.2975
5.00	4.0239	.7072	.3456	.0520	6.3449	1.1151	.1090	.0164	3.7718	6.0079	.6758	3.2292
6.00	2.9865	.5082	.3115	.0445	4.7091	.8013	.0982	.0140	2.7926	4.6552	.6198	2.5342
7.00	2.3290	.3840	.2865	.0389	3.6723	.6054	.0903	.0123	2.1729	3.7181	.5701	2.0491
8.00	1.8847	.3012	.2675	.0346	2.9718	.4749	.0848	.0109	1.7552	3.0361	.5255	1.6932
9.00	1.5686	.2431	.2528	.0311	2.4734	.3833	.0797	.0098	1.4580	2.5215	.4853	1.4225
10.00	1.3339	.2005	.2410	.0283	2.1033	.3161	.0760	.0089	1.2379	2.1222	.4488	1.2107
11.00	1.1534	.1682	.2312	.0259	1.8186	.2652	.0729	.0082	1.0691	1.8055	.4158	1.0413
12.00	1.0103	.1429	.2229	.0238	1.5930	.2254	.0703	.0075	.9351	1.5499	.3857	.9035
13.00	.8942	.1228	.2156	.0220	1.4099	.1936	.0680	.0069	.8268	1.3405	.3583	.7897
14.00	.7980	.1064	.2091	.0204	1.2584	.1677	.0659	.0064	.7370	1.1669	.3333	.6945
15.00	.7172	.0928	.2032	.0190	1.1308	.1464	.0641	.0060	.6620	1.0215	.3104	.6142
16.00	.6482	.0815	.1977	.0176	1.0220	.1285	.0623	.0056	.5979	.8986	.2895	.5458
17.00	.5886	.0719	.1926	.0165	.9282	.1133	.0607	.0052	.5427	.7940	.2703	.4871
18.00	.5368	.0637	.1878	.0154	.8465	.1004	.0592	.0049	.4948	.7043	.2528	.4364
19.00	.4914	.0567	.1832	.0144	.7748	.0893	.0578	.0045	.4528	.6270	.2367	.3924
20.00	.4512	.0506	.1789	.0135	.7114	.0797	.0564	.0043	.4158	.5599	.2219	.3539
21.00	.4155	.0453	.1747	.0127	.6551	.0714	.0551	.0040	.3829	.5015	.2083	.3202
22.00	.3835	.0407	.1707	.0119	.6048	.0641	.0538	.0038	.3537	.4504	.1958	.2905
23.00	.3549	.0366	.1669	.0112	.5596	.0577	.0526	.0035	.3274	.4056	.1843	.2642
24.00	.3291	.0330	.1632	.0106	.5189	.0521	.0515	.0033	.3038	.3660	.1736	.2409
30.00	.2168	.0186	.1435	.0076	.3419	.0293	.0453	.0024	.2015	.2063	.1250	.1448
36.00	.1495	.0111	.1271	.0058	.2357	.0175	.0401	.0018	.1406	.1232	.0941	.0930
42.00	.1064	.0069	.1132	.0045	.1678	.0110	.0357	.0014	.1018	.0770	.0738	.0631
48.00	.0775	.0045	.1013	.0037	.1222	.0071	.0319	.0012	.0757	.0500	.0599	.0449
54.00	.0575	.0030	.0909	.0031	.0907	.0048	.0287	.0010	.0576	.0335	.0500	.0334
60.00	.0433	.0021	.0817	.0026	.0682	.0033	.0258	.0008	.0446	.0231	.0426	.0258
66.00	.0329	.0015	.0737	.0023	.0520	.0023	.0232	.0007	.0351	.0163	.0370	.0205
72.00	.0253	.0011	.0666	.0020	.0399	.0017	.0210	.0006	.0280	.0118	.0325	.0167
78.00	.0196	.0008	.0603	.0018	.0309	.0012	.0190	.0006	.0226	.0086	.0288	.0139
84.00	.0153	.0006	.0546	.0016	.0241	.0009	.0172	.0005	.0184	.0064	.0257	.0118
90.00	.0120	.0004	.0496	.0014	.0189	.0007	.0156	.0004	.0152	.0049	.0231	.0101
96.00	.0094	.0003	.0451	.0013	.0149	.0005	.0142	.0004	.0126	.0037	.0208	.0088

TABLEAU 3.20

VARIATION DES CONCENTRATIONS DE SO2 ET SO4 ET DES DEPOTS DE SO2,SO4 ET S EN FONCTION DU TEMPS DEPUIS L'EMISSION
(COEFFICIENT DE LESSIVAGE L4 DU SO4 : .00010 SEC-1)

TEMPS	CONCENTRATIONS EN UG/M3-TGS				DEPOTS EN KG/HA-ANNEE-TGS							
					SO2 SEC		SO4 SEC		S SEC			
ECOULE	SO2	SO2	SO4	SO4						SO2	SO4	S
HRES	SEC	HUMIDE	SEC	HUMIDE	EPISODE SEC	EPISODE HUMIDE	EPISODE SEC	EPISODE HUMIDE		HUMIDE	HUMIDE	HUMIDE
.25	172.7338	37.8552	.6624	.1370	272.3667	59.6901	.2089	.0432	166.1290	188.5836	2.2294	95.0349
.50	103.4484	22.1871	.8043	.1548	163.1174	34.9847	.2536	.0488	99.1408	91.0595	2.0566	46.2152
.75	66.1057	13.9131	.7781	.1408	104.2355	21.9382	.2454	.0444	63.1666	58.7316	1.9112	30.0029
1.00	46.0510	9.5317	.7276	.1247	72.6132	15.0295	.2295	.0393	43.9096	42.7133	1.7883	21.9527
1.25	34.1090	6.9548	.6772	.1107	53.7831	10.9663	.2136	.0349	32.4578	33.2021	1.6828	17.1620
1.50	26.3971	5.3094	.6315	.0989	41.6229	8.3718	.1992	.0312	25.0728	26.9302	1.5911	13.9954
1.75	21.1058	4.1921	.5911	.0890	33.2796	6.6101	.1864	.0281	20.0165	22.4989	1.5103	11.7529
2.00	17.3040	3.3970	.5554	.0807	27.2849	5.3564	.1752	.0255	16.3849	19.2111	1.4381	10.0849
3.00	9.2332	1.7397	.4482	.0577	14.5590	2.7431	.1413	.0182	8.7047	11.7123	1.2088	6.2591
4.00	5.8020	1.0545	.3775	.0438	9.1486	1.6628	.1191	.0138	5.4503	8.1021	1.0377	4.3969
5.00	4.0239	.7072	.3287	.0347	6.3449	1.1151	.1037	.0109	3.7682	6.0079	.9010	3.3043
6.00	2.9865	.5082	.2938	.0283	4.7091	.8013	.0927	.0089	2.7890	4.6552	.7882	2.5904
7.00	2.3290	.3840	.2683	.0237	3.6723	.6054	.0846	.0075	2.1694	3.7181	.6934	2.0902
8.00	1.8847	.3012	.2490	.0202	2.9718	.4749	.0785	.0064	1.7517	3.0361	.6130	1.7224
9.00	1.5686	.2431	.2340	.0175	2.4734	.3833	.0738	.0055	1.4546	2.5215	.5444	1.4422
10.00	1.3339	.2005	.2221	.0153	2.1033	.3161	.0700	.0048	1.2345	2.1222	.4855	1.2229
11.00	1.1534	.1682	.2122	.0135	1.8186	.2652	.0669	.0043	1.0658	1.8055	.4348	1.0477
12.00	1.0103	.1429	.2039	.0121	1.5930	.2254	.0643	.0038	.9319	1.5499	.3911	.9053
13.00	.8942	.1228	.1966	.0108	1.4099	.1936	.0620	.0034	.8236	1.3405	.3533	.7880
14.00	.7980	.1064	.1902	.0098	1.2584	.1677	.0600	.0031	.7339	1.1669	.3205	.6903
15.00	.7172	.0928	.1844	.0089	1.1308	.1464	.0582	.0028	.6590	1.0215	.2920	.6081
16.00	.6482	.0815	.1791	.0081	1.0220	.1285	.0565	.0026	.5949	.8986	.2671	.5383
17.00	.5886	.0719	.1742	.0075	.9282	.1133	.0549	.0024	.5398	.7940	.2454	.4788
18.00	.5368	.0637	.1695	.0069	.8465	.1004	.0535	.0022	.4920	.7043	.2263	.4276
19.00	.4914	.0567	.1652	.0064	.7748	.0893	.0521	.0020	.4501	.6270	.2096	.3833
20.00	.4512	.0506	.1610	.0059	.7114	.0797	.0508	.0019	.4131	.5599	.1949	.3449
21.00	.4155	.0453	.1571	.0055	.6551	.0714	.0495	.0017	.3803	.5015	.1819	.3114
22.00	.3835	.0407	.1533	.0052	.6048	.0641	.0483	.0016	.3511	.4504	.1703	.2820
23.00	.3549	.0366	.1497	.0049	.5596	.0577	.0472	.0015	.3249	.4056	.1601	.2561
24.00	.3291	.0330	.1462	.0046	.5189	.0521	.0461	.0015	.3013	.3660	.1510	.2335
30.00	.2168	.0186	.1276	.0034	.3419	.0293	.0402	.0011	.1994	.2063	.1126	.1407
36.00	.1495	.0111	.1120	.0028	.2357	.0175	.0353	.0009	.1387	.1232	.0904	.0917
42.00	.1064	.0069	.0987	.0023	.1678	.0110	.0311	.0007	.1000	.0770	.0759	.0638
48.00	.0775	.0045	.0872	.0020	.1222	.0071	.0275	.0006	.0740	.0500	.0653	.0467
54.00	.0575	.0030	.0771	.0017	.0907	.0048	.0243	.0005	.0560	.0335	.0569	.0357
60.00	.0433	.0021	.0684	.0015	.0682	.0033	.0216	.0005	.0431	.0231	.0500	.0282
66.00	.0329	.0015	.0607	.0014	.0520	.0023	.0191	.0004	.0337	.0163	.0441	.0229
72.00	.0253	.0011	.0540	.0012	.0399	.0017	.0170	.0004	.0266	.0118	.0391	.0189
78.00	.0196	.0008	.0481	.0011	.0309	.0012	.0152	.0003	.0212	.0086	.0347	.0159
84.00	.0153	.0006	.0429	.0009	.0241	.0009	.0135	.0003	.0171	.0064	.0308	.0135
90.00	.0120	.0004	.0383	.0008	.0189	.0007	.0121	.0003	.0139	.0049	.0275	.0116
96.00	.0094	.0003	.0342	.0006	.0149	.0005	.0108	.0002	.0114	.0037	.0245	.0100

TABLEAU 3.21

VARIATION DES CONCENTRATIONS DE SO2 ET SO4 ET DES DEPOTS DE SO2,SO4 ET S EN FONCTION DU TEMPS DEPUIS L'EMISSION
(COEFFICIENT DE LESSIVAGE L4 DU SO4 : .00020 SEC-1)

TEMPS	CONCENTRATIONS EN UG/M3-TGS				DEPOTS EN KG/HA-ANNEE-TGS							
ECOULE	SO2	SO2	SO4	SO4	SO2 SEC		SO4 SEC		S SEC	SO2	SO4	S
HRES	SEC	HUMIDE	SEC	HUMIDE	EPISODE SEC	EPISODE HUMIDE	EPISODE SEC	EPISODE HUMIDE		HUMIDE	HUMIDE	HUMIDE
.25	172.7338	37.8552	.6617	.1259	272.3667	59.6901	.2087	.0397	166.1278	188.5836	4.0990	95.6581
.50	103.4484	22.1871	.8013	.1324	163.1174	34.9847	.2527	.0417	99.1381	91.0595	3.5162	46.7018
.75	66.1057	13.9131	.7723	.1131	104.2355	21.9382	.2436	.0357	63.1631	58.7316	3.0713	30.3895
1.00	46.0510	9.5317	.7193	.0951	72.6132	15.0295	.2268	.0300	43.9056	42.7133	2.7263	22.2654
1.25	34.1090	6.9548	.6667	.0807	53.7831	10.9663	.2102	.0254	32.4535	33.2021	2.4534	17.4189
1.50	26.3971	5.3094	.6191	.0694	41.6229	8.3718	.1952	.0219	25.0684	26.9302	2.2328	14.2093
1.75	21.1058	4.1921	.5770	.0604	33.2796	6.6101	.1820	.0191	20.0120	22.4989	2.0507	11.9330
2.00	17.3040	3.3970	.5400	.0533	27.2849	5.3564	.1703	.0168	16.3804	19.2111	1.8973	10.2180
3.00	9.2332	1.7397	.4296	.0348	14.5590	2.7431	.1355	.0110	8.7003	11.7123	1.4583	6.3425
4.00	5.8020	1.0545	.3580	.0247	9.1486	1.6628	.1129	.0078	5.4462	8.1021	1.1690	4.4407
5.00	4.0239	.7072	.3091	.0184	6.3449	1.1151	.0975	.0058	3.7644	6.0079	.9571	3.3230
6.00	2.9465	.5082	.2747	.0143	4.7091	.8013	.0866	.0045	2.7855	4.6552	.7948	2.5925
7.00	2.3290	.3840	.2497	.0114	3.6723	.6054	.0787	.0036	2.1661	3.7181	.6679	2.0817
8.00	1.8847	.3012	.2310	.0093	2.9718	.4749	.0728	.0029	1.7487	3.0361	.5676	1.7073
9.00	1.5686	.2431	.2166	.0078	2.4734	.3833	.0683	.0025	1.4517	2.5215	.4879	1.4234
10.00	1.3339	.2005	.2052	.0067	2.1033	.3161	.0647	.0021	1.2318	2.1222	.4240	1.2024
11.00	1.1534	.1682	.1958	.0058	1.8186	.2652	.0618	.0018	1.0633	1.8055	.3727	1.0270
12.00	1.0103	.1429	.1880	.0051	1.5930	.2254	.0593	.0016	.9295	1.5499	.3311	.8853
13.00	.8942	.1228	.1811	.0046	1.4099	.1936	.0571	.0014	.8213	1.3405	.2973	.7693
14.00	.7980	.1064	.1751	.0041	1.2584	.1677	.0552	.0013	.7317	1.1669	.2696	.6733
15.00	.7172	.0928	.1696	.0038	1.1308	.1464	.0535	.0012	.6569	1.0215	.2468	.5930
16.00	.6482	.0815	.1646	.0035	1.0220	.1285	.0519	.0011	.5929	.8986	.2278	.5252
17.00	.5886	.0719	.1599	.0032	.9282	.1133	.0508	.0010	.5379	.7940	.2119	.4676
18.00	.5368	.0637	.1555	.0030	.8465	.1004	.0490	.0010	.4901	.7043	.1985	.4183
19.00	.4914	.0567	.1514	.0028	.7748	.0893	.0477	.0009	.4483	.6270	.1870	.3758
20.00	.4512	.0506	.1474	.0027	.7114	.0797	.0465	.0009	.4113	.5599	.1772	.3390
21.00	.4155	.0453	.1436	.0026	.6551	.0714	.0453	.0008	.3786	.5015	.1686	.3069
22.00	.3835	.0407	.1399	.0025	.6048	.0641	.0441	.0008	.3494	.4504	.1611	.2789
23.00	.3549	.0366	.1364	.0024	.5596	.0577	.0430	.0007	.3232	.4056	.1544	.2543
24.00	.3291	.0330	.1329	.0023	.5189	.0521	.0419	.0007	.2997	.3660	.1484	.2325
30.00	.2168	.0186	.1145	.0019	.3419	.0293	.0361	.0006	.1979	.2063	.1219	.1438
36.00	.1495	.0111	.0989	.0016	.2357	.0175	.0312	.0005	.1372	.1232	.1035	.0961
42.00	.1064	.0069	.0856	.0014	.1678	.0110	.0270	.0004	.0985	.0770	.0889	.0681
48.00	.0775	.0045	.0742	.0012	.1222	.0071	.0234	.0004	.0726	.0500	.0767	.0506
54.00	.0575	.0030	.0644	.0010	.0907	.0048	.0203	.0003	.0546	.0335	.0664	.0389
60.00	.0433	.0021	.0559	.0009	.0682	.0033	.0176	.0003	.0417	.0231	.0576	.0307
66.00	.0329	.0015	.0487	.0008	.0520	.0023	.0154	.0002	.0323	.0163	.0500	.0248
72.00	.0253	.0011	.0424	.0007	.0399	.0017	.0134	.0002	.0253	.0118	.0435	.0204
78.00	.0196	.0008	.0370	.0006	.0309	.0012	.0117	.0002	.0200	.0086	.0379	.0170
84.00	.0153	.0006	.0324	.0005	.0241	.0009	.0102	.0002	.0160	.0064	.0331	.0142
90.00	.0120	.0004	.0283	.0004	.0189	.0007	.0089	.0001	.0128	.0049	.0289	.0121
96.00	.0094	.0003	.0248	.0004	.0149	.0005	.0078	.0001	.0104	.0037	.0253	.0103

TABLEAU 3.22

VARIATION DES CONCENTRATIONS DE SO2 ET SO4 ET DES DEPOTS DE SO2,SO4 ET S EN FONCTION DU TEMPS DEPUIS L'EMISSION (COEFFICIENT DE LESSIVAGE L4 DU SO4 : .00030 SEC-1)

TEMPS	CONCENTRATIONS EN UG/M3-TGS				DEPOTS EN KG/HA-ANNEE-TGS							
ECOULE	SO2	SO2	SO4	SO4	SO2 SEC		SO4 SEC		S SEC	SO2	SO4	S
HRES	SEC	HUMIDE	SEC	HUMIDE	EPISODE SEC	EPISODE HUMIDE	EPISODE SEC	EPISODE HUMIDE		HUMIDE	HUMIDE	HUMIDE
.25	172.7338	37.8552	.6610	.1158	272.3667	59.6901	.2084	.0365	166.1266	188.5836	5.6542	96.1765
.50	103.4484	22.1871	.7985	.1134	163.1174	34.9847	.2518	.0358	99.1359	91.0595	4.5198	47.0363
.75	66.1057	13.9131	.7675	.0915	104.2355	21.9382	.2420	.0289	63.1603	58.7316	3.7282	30.6085
1.00	46.0510	9.5317	.7126	.0736	72.6132	15.0295	.2247	.0232	43.9026	42.7133	3.1637	22.4112
1.25	34.1090	6.9548	.6585	.0603	53.7831	10.9663	.2077	.0190	32.4506	33.2021	2.7498	17.5177
1.50	26.3971	5.3094	.6098	.0505	41.6229	8.3718	.1923	.0159	25.0654	26.9302	2.4367	14.2773
1.75	21.1058	4.1921	.5669	.0431	33.2796	6.6101	.1788	.0136	20.0091	22.4989	2.1924	11.9803
2.00	17.3040	3.3970	.5294	.0373	27.2849	5.3564	.1669	.0118	16.3776	19.2111	1.9957	10.2708
3.00	9.2352	1.7397	.4182	.0234	14.5590	2.7431	.1319	.0074	8.6979	11.7123	1.4693	6.3459
4.00	5.8020	1.0545	.3469	.0161	9.1486	1.6628	.1094	.0051	5.4442	8.1021	1.1419	4.4317
5.00	4.0239	.7072	.2988	.0117	6.3449	1.1151	.0942	.0037	3.7626	6.0079	.9104	3.3074
6.00	2.9865	.5082	.2651	.0089	4.7091	.8013	.0836	.0028	2.7840	4.6552	.7394	2.5741
7.00	2.3290	.3840	.2408	.0070	3.6723	.6054	.0759	.0022	2.1647	3.7181	.6109	2.0627
8.00	1.8847	.3012	.2227	.0056	2.9718	.4749	.0702	.0018	1.7475	3.0361	.5136	1.6893
9.00	1.5686	.2431	.2089	.0047	2.4734	.3833	.0659	.0015	1.4506	2.5215	.4392	1.4072
10.00	1.3339	.2005	.1979	.0040	2.1033	.3161	.0624	.0013	1.2308	2.1222	.3820	1.1884
11.00	1.1534	.1682	.1888	.0035	1.8186	.2652	.0596	.0011	1.0623	1.8055	.3376	1.0153
12.00	1.0103	.1429	.1812	.0031	1.5930	.2254	.0572	.0010	.9286	1.5499	.3029	.8759
13.00	.8942	.1228	.1746	.0028	1.4099	.1936	.0551	.0009	.8205	1.3405	.2754	.7620
14.00	.7980	.1064	.1687	.0026	1.2584	.1677	.0532	.0008	.7309	1.1669	.2533	.6679
15.00	.7172	.0928	.1634	.0024	1.1308	.1464	.0515	.0008	.6561	1.0215	.2355	.5892
16.00	.6482	.0815	.1584	.0022	1.0220	.1285	.0500	.0007	.5921	.8986	.2208	.5229
17.00	.5886	.0719	.1538	.0021	.9282	.1133	.0485	.0007	.5371	.7940	.2085	.4665
18.00	.5368	.0637	.1494	.0020	.8465	.1004	.0471	.0006	.4894	.7043	.1982	.4182
19.00	.4914	.0567	.1453	.0019	.7748	.0893	.0458	.0006	.4475	.6270	.1892	.3765
20.00	.4512	.0506	.1413	.0018	.7114	.0797	.0445	.0006	.4106	.5599	.1814	.3404
21.00	.4155	.0453	.1374	.0018	.6551	.0714	.0433	.0006	.3779	.5015	.1744	.3089
22.00	.3835	.0407	.1337	.0017	.6048	.0641	.0422	.0005	.3487	.4504	.1681	.2813
23.00	.3549	.0366	.1302	.0016	.5596	.0577	.0411	.0005	.3225	.4056	.1624	.2569
24.00	.3291	.0330	.1267	.0016	.5189	.0521	.0400	.0005	.2990	.3660	.1572	.2354
30.00	.2168	.0186	.1080	.0013	.3419	.0293	.0341	.0004	.1971	.2063	.1316	.1470
36.00	.1495	.0111	.0923	.0011	.2357	.0175	.0291	.0004	.1364	.1232	.1118	.0988
42.00	.1064	.0069	.0790	.0010	.1678	.0110	.0249	.0003	.0978	.0770	.0954	.0703
48.00	.0775	.0045	.0677	.0008	.1222	.0071	.0213	.0003	.0719	.0500	.0816	.0522
54.00	.0575	.0030	.0581	.0007	.0907	.0048	.0183	.0002	.0539	.0335	.0699	.0400
60.00	.0433	.0021	.0499	.0006	.0682	.0033	.0157	.0002	.0411	.0231	.0599	.0315
66.00	.0329	.0015	.0429	.0005	.0520	.0023	.0135	.0002	.0317	.0163	.0515	.0253
72.00	.0253	.0011	.0370	.0005	.0399	.0017	.0117	.0001	.0247	.0118	.0443	.0206
78.00	.0196	.0008	.0319	.0004	.0309	.0012	.0101	.0001	.0195	.0086	.0382	.0170
84.00	.0153	.0006	.0276	.0003	.0241	.0009	.0087	.0001	.0154	.0064	.0330	.0142
90.00	.0120	.0004	.0239	.0003	.0189	.0007	.0075	.0001	.0123	.0049	.0285	.0119
96.00	.0094	.0003	.0207	.0003	.0149	.0005	.0065	.0001	.0099	.0037	.0246	.0101

TABLEAU 3.23

VARIATION DES CONCENTRATIONS DE SO2 ET SO4 ET DES DEPOTS
DE SO2,SO4 ET S EN FONCTION DU TEMPS DEPUIS L'EMISSION
(TAUX DE TRANSFORMATION K1 ET K2 DE SO2 EN SO4 :******* SEC-1 SOIT .002 HRE-1)

TEMPS	CONCENTRATIONS EN UG/M3-TGS				DEPOTS EN KG/HA-ANNEE-TGS							
ECOULE	SO2	SO2	SO4	SO4	SO2 SEC		SO4 SEC		S SEC	SO2	SO4	S
HRES	SEC	HUMIDE	SEC	HUMIDE	EPISODE SEC	EPISODE HUMIDE	EPISODE SEC	EPISODE HUMIDE		HUMIDE	HUMIDE	HUMIDE
.25	173.0796	37.9310	.1326	.0274	272.9120	59.8096	.0418	.0086	166.3718	188.9611	.4463	94.6293
.50	103.8630	22.2761	.1612	.0310	163.7712	35.1249	.0508	.0098	99.4802	91.4284	.4121	45.8496
.75	66.5035	13.9969	.1561	.0282	104.8628	22.0703	.0492	.0089	63.5044	59.0850	.3834	29.6703
1.00	46.4209	9.6082	.1461	.0250	73.1964	15.1502	.0461	.0079	44.1930	43.0564	.3591	21.6479
1.25	34.4518	7.0247	.1361	.0222	54.3236	11.0765	.0429	.0070	32.7166	33.5358	.3382	16.8807
1.50	26.7157	5.3735	.1271	.0199	42.1254	8.4729	.0401	.0063	25.3169	27.2553	.3201	13.7343
1.75	21.4034	4.2512	.1190	.0179	33.7488	6.7033	.0375	.0057	20.2409	22.8161	.3042	11.5095
2.00	17.5831	3.4518	.1120	.0163	27.7250	5.4428	.0353	.0051	16.5950	19.5209	.2899	9.8571
3.00	9.4575	1.7819	.0907	.0117	14.9126	2.8097	.0286	.0037	8.8708	11.9968	.2446	6.0800
4.00	5.9907	1.0888	.0767	.0089	9.4461	1.7169	.0242	.0028	5.5905	8.3655	.2108	4.2530
5.00	4.1881	.7361	.0670	.0071	6.6039	1.1607	.0211	.0022	3.8903	6.2531	.1838	3.1878
6.00	3.1334	.5332	.0601	.0058	4.9407	.8407	.0190	.0018	2.8978	4.8841	.1614	2.4959
7.00	2.4631	.4061	.0551	.0049	3.8839	.6403	.0174	.0015	2.2685	3.9323	.1425	2.0136
8.00	2.0093	.3211	.0513	.0042	3.1683	.5063	.0162	.0013	1.8430	3.2368	.1265	1.6606
9.00	1.6858	.2612	.0484	.0036	2.6581	.4119	.0153	.0011	1.5404	2.7097	.1127	1.3924
10.00	1.4450	.2172	.0461	.0032	2.2785	.3425	.0145	.0010	1.3159	2.2989	.1009	1.1831
11.00	1.2594	.1836	.0443	.0028	1.9859	.2896	.0140	.0009	1.1427	1.9716	.0907	1.0160
12.00	1.1121	.1573	.0427	.0025	1.7535	.2481	.0135	.0008	1.0058	1.7060	.0819	.8803
13.00	.9922	.1362	.0413	.0023	1.5645	.2148	.0130	.0007	.8940	1.4874	.0743	.7684
14.00	.8926	.1190	.0401	.0021	1.4075	.1876	.0126	.0007	.8017	1.3052	.0676	.6751
15.00	.8086	.1047	.0390	.0019	1.2750	.1650	.0123	.0006	.7243	1.1517	.0618	.5965
16.00	.7367	.0926	.0380	.0017	1.1616	.1460	.0120	.0005	.6582	1.0213	.0567	.5296
17.00	.6744	.0823	.0371	.0016	1.0634	.1298	.0117	.0005	.6005	.9097	.0523	.4723
18.00	.6200	.0736	.0363	.0015	.9776	.1160	.0114	.0005	.5508	.8134	.0484	.4228
19.00	.5720	.0660	.0354	.0014	.9020	.1040	.0112	.0004	.5069	.7299	.0450	.3799
20.00	.5295	.0593	.0347	.0013	.8348	.0936	.0109	.0004	.4680	.6571	.0420	.3425
21.00	.4915	.0536	.0339	.0012	.7749	.0845	.0107	.0004	.4334	.5932	.0393	.3097
22.00	.4574	.0485	.0332	.0011	.7212	.0764	.0105	.0004	.4024	.5371	.0370	.2809
23.00	.4266	.0440	.0326	.0011	.6727	.0694	.0103	.0003	.3746	.4875	.0349	.2554
24.00	.3988	.0400	.0319	.0010	.6288	.0631	.0101	.0003	.3494	.4435	.0330	.2327
30.00	.2756	.0237	.0284	.0008	.4346	.0373	.0090	.0002	.2390	.2622	.0251	.1395
36.00	.1994	.0148	.0254	.0006	.3144	.0234	.0080	.0002	.1716	.1643	.0206	.0890
42.00	.1489	.0097	.0228	.0005	.2348	.0153	.0072	.0002	.1275	.1077	.0176	.0597
48.00	.1138	.0066	.0205	.0005	.1795	.0104	.0065	.0001	.0972	.0733	.0154	.0418
54.00	.0886	.0047	.0185	.0004	.1397	.0073	.0058	.0001	.0755	.0516	.0136	.0303
60.00	.0699	.0034	.0166	.0004	.1103	.0053	.0052	.0001	.0596	.0373	.0122	.0227
66.00	.0559	.0025	.0150	.0003	.0881	.0039	.0047	.0001	.0476	.0276	.0109	.0175
72.00	.0450	.0019	.0135	.0003	.0710	.0030	.0043	.0001	.0385	.0209	.0098	.0137
78.00	.0366	.0015	.0122	.0003	.0577	.0023	.0039	.0001	.0313	.0161	.0088	.0110
84.00	.0299	.0011	.0110	.0002	.0472	.0018	.0035	.0001	.0257	.0126	.0079	.0090
90.00	.0246	.0009	.0100	.0002	.0388	.0014	.0032	.0001	.0212	.0100	.0072	.0074
96.00	.0204	.0007	.0090	.0002	.0321	.0011	.0029	.0001	.0176	.0080	.0065	.0062

TABLEAU 3.24

VARIATION DES CONCENTRATIONS DE SO2 ET SO4 ET DES DEPOTS
DE SO2,SO4 ET S EN FONCTION DU TEMPS DEPUIS L'EMISSION
(TAUX DE TRANSFORMATION K1 ET K2 DE SO2 EN SO4 ******** SEC-1 SOIT .010 HRE-1)

TEMPS	CONCENTRATIONS EN UG/M3-TGS				DEPOTS EN KG/HA-ANNEE-TGS							
ECOULE	SO2	SO2	SO4	SO4	SO2 SEC		SO4 SEC		S SEC	SO2	SO4	S
HRES	SEC	HUMIDE	SEC	HUMIDE	EPISODE SEC	EPISODE HUMIDE	EPISODE SEC	EPISODE HUMIDE		HUMIDE	HUMIDE	HUMIDE
.25	172.7338	37.8552	.6624	.1370	272.3667	59.6901	.2089	.0432	166.1290	188.5836	2.2294	95.0349
.50	103.4484	22.1871	.8043	.1548	163.1174	34.9847	.2536	.0488	99.1408	91.0595	2.0565	46.2152
.75	66.1057	13.9131	.7781	.1408	104.2355	21.9382	.2454	.0444	63.1666	58.7316	1.9112	30.0029
1.00	46.0510	9.5317	.7276	.1247	72.6132	15.0295	.2295	.0393	43.9096	42.7133	1.7882	21.9527
1.25	34.1090	6.9548	.6772	.1107	53.7831	10.9663	.2136	.0349	32.4578	33.2021	1.6828	17.1620
1.50	26.3971	5.3094	.6315	.0989	41.6229	8.3718	.1992	.0312	25.0728	26.9302	1.5911	13.9954
1.75	21.1058	4.1921	.5911	.0890	33.2796	6.6101	.1864	.0281	20.0165	22.4989	1.5103	11.7529
2.00	17.3040	3.3970	.5554	.0807	27.2849	5.3564	.1752	.0255	16.3849	19.2111	1.4381	10.0849
3.00	9.2332	1.7397	.4482	.0577	14.5590	2.7431	.1413	.0182	8.7047	11.7123	1.2088	6.2591
4.00	5.8020	1.0545	.3775	.0438	9.1487	1.6628	.1191	.0138	5.4503	8.1021	1.0377	4.3969
5.00	4.0239	.7072	.3287	.0347	6.3449	1.1151	.1037	.0109	3.7682	6.0079	.9010	3.3043
6.00	2.9865	.5082	.2938	.0283	4.7092	.8013	.0927	.0089	2.7890	4.6552	.7882	2.5904
7.00	2.3290	.3840	.2683	.0237	3.6723	.6054	.0846	.0075	2.1694	3.7181	.6934	2.0902
8.00	1.8847	.3012	.2490	.0202	2.9718	.4749	.0785	.0064	1.7517	3.0361	.6130	1.7224
9.00	1.5686	.2431	.2340	.0175	2.4734	.3833	.0738	.0055	1.4546	2.5215	.5444	1.4422
10.00	1.3339	.2005	.2221	.0153	2.1033	.3161	.0700	.0048	1.2345	2.1222	.4855	1.2229
11.00	1.1534	.1682	.2122	.0135	1.8186	.2652	.0669	.0043	1.0658	1.8055	.4348	1.0477
12.00	1.0103	.1429	.2039	.0121	1.5930	.2254	.0643	.0038	.9319	1.5499	.3911	.9055
13.00	.8942	.1228	.1966	.0108	1.4099	.1936	.0620	.0034	.8236	1.3405	.3533	.7880
14.00	.7980	.1064	.1902	.0098	1.2584	.1677	.0600	.0031	.7339	1.1669	.3205	.6903
15.00	.7172	.0928	.1844	.0089	1.1308	.1464	.0582	.0028	.6590	1.0215	.2920	.6081
16.00	.6482	.0815	.1791	.0081	1.0220	.1285	.0565	.0026	.5949	.8986	.2671	.5383
17.00	.5886	.0719	.1741	.0075	.9282	.1133	.0549	.0024	.5398	.7940	.2454	.4788
18.00	.5368	.0637	.1695	.0069	.8465	.1004	.0535	.0022	.4920	.7043	.2263	.4276
19.00	.4914	.0567	.1652	.0064	.7748	.0893	.0521	.0020	.4501	.6270	.2096	.3833
20.00	.4512	.0506	.1610	.0059	.7114	.0797	.0508	.0019	.4131	.5599	.1949	.3449
21.00	.4155	.0453	.1571	.0055	.6551	.0714	.0495	.0017	.3803	.5015	.1819	.3114
22.00	.3835	.0407	.1533	.0052	.6048	.0641	.0483	.0016	.3511	.4504	.1703	.2820
23.00	.3549	.0366	.1497	.0049	.5596	.0577	.0472	.0015	.3249	.4056	.1601	.2561
24.00	.3291	.0330	.1462	.0046	.5189	.0521	.0461	.0015	.3013	.3660	.1510	.2333
30.00	.2168	.0186	.1276	.0034	.3419	.0293	.0402	.0011	.1994	.2063	.1126	.1407
36.00	.1495	.0111	.1120	.0028	.2357	.0175	.0353	.0009	.1387	.1232	.0904	.0917
42.00	.1064	.0069	.0987	.0023	.1678	.0110	.0311	.0007	.1000	.0770	.0759	.0638
48.00	.0775	.0045	.0872	.0020	.1222	.0071	.0275	.0006	.0740	.0500	.0653	.0467
54.00	.0575	.0030	.0771	.0017	.0907	.0048	.0243	.0005	.0560	.0335	.0569	.0357
60.00	.0433	.0021	.0684	.0015	.0682	.0033	.0216	.0005	.0431	.0231	.0500	.0282
66.00	.0329	.0015	.0607	.0014	.0520	.0023	.0191	.0004	.0337	.0163	.0441	.0229
72.00	.0253	.0011	.0540	.0012	.0399	.0017	.0170	.0004	.0266	.0118	.0391	.0189
78.00	.0196	.0008	.0481	.0011	.0309	.0012	.0152	.0003	.0212	.0086	.0347	.0159
84.00	.0153	.0006	.0429	.0009	.0241	.0009	.0135	.0003	.0171	.0064	.0308	.0135
90.00	.0120	.0004	.0383	.0008	.0189	.0007	.0121	.0003	.0139	.0049	.0275	.0116
96.00	.0094	.0003	.0342	.0008	.0149	.0005	.0108	.0002	.0114	.0037	.0245	.0100

TABLEAU 3.25

VARIATION DES CONCENTRATIONS DE SO2 ET SO4 ET DES DEPOTS
DE SO2,SO4 ET S EN FONCTION DU TEMPS DEPUIS L'EMISSION
(TAUX DE TRANSFORMATION K1 ET K2 DE SO2 EN SO4 :******* SEC=1 SOIT .025 HRE=1)

TEMPS	CONCENTRATIONS EN UG/M3=TGS				DEPOTS EN KG/HA=ANNEE=TGS							
ECOULE	SO2	SO2	SO4	SO4	SO2 SEC		SO4 SEC		S SEC	SO2	SO4	S
HRES	SEC	HUMIDE	SEC	HUMIDE	EPISODE SEC	EPISODE HUMIDE	EPISODE SEC	EPISODE HUMIDE		HUMIDE	HUMIDE	HUMIDE
.25	172.0873	37.7135	1.6533	.3418	271.3472	59.4666	.5214	.1078	165.5947	187.8777	5.5644	95.7937
.50	102.6754	22.0214	2.0035	.3857	161.8986	34.7233	.6318	.1216	98.5611	90.3791	5.1228	46.8971
.75	65.3662	13.7575	1.9344	.3500	103.0694	21.6928	.6100	.1104	62.6351	58.0745	4.7518	30.6212
1.00	45.3654	9.3897	1.8057	.3096	71.5321	14.8058	.5694	.0976	43.3923	42.0774	4.4377	22.5179
1.25	33.4754	6.8256	1.6775	.2742	52.7840	10.7626	.5290	.0865	31.9752	32.5854	4.1683	17.6821
1.50	25.8098	5.1912	1.5615	.2445	40.6968	8.1855	.4924	.0771	24.6328	26.3310	3.9339	14.4768
1.75	20.5590	4.0835	1.4589	.2198	32.4174	6.4388	.4601	.0693	19.6060	21.9160	3.7272	12.2004
2.00	16.7926	3.2966	1.3684	.1989	26.4785	5.1981	.4316	.0627	16.0038	18.6433	3.5427	10.5026
3.00	8.8270	1.6631	1.0962	.1411	13.9183	2.6224	.3457	.0445	8.4011	11.1970	2.9563	6.5839
4.00	5.4642	.9931	.9170	.1044	8.6159	1.5660	.2892	.0336	5.1986	7.6302	2.5197	4.6550
5.00	3.7332	.6561	.7928	.0836	5.8865	1.0346	.2500	.0264	3.5526	5.5738	2.1724	3.5110
6.00	2.7295	.4645	.7038	.0678	4.3038	.7323	.2220	.0214	2.5993	4.2546	1.8871	2.7563
7.00	2.0968	.3457	.6382	.0563	3.3063	.5451	.2013	.0178	1.9986	3.3475	1.6487	2.2233
8.00	1.6716	.2671	.5883	.0477	2.6358	.4212	.1855	.0150	1.5954	2.6928	1.4475	1.8289
9.00	1.3706	.2124	.5493	.0410	2.1611	.3349	.1732	.0129	1.3100	2.2031	1.2767	1.5271
10.00	1.1481	.1726	.5177	.0357	1.8104	.2721	.1633	.0115	1.0992	1.8266	1.1309	1.2903
11.00	.9779	.1426	.4915	.0314	1.5420	.2248	.1550	.0099	.9384	1.5309	1.0062	1.1008
12.00	.8439	.1194	.4691	.0278	1.3306	.1883	.1479	.0088	.8119	1.2946	.8991	.9470
13.00	.7358	.1010	.4495	.0248	1.1601	.1593	.1418	.0078	.7095	1.1030	.8069	.8205
14.00	.6469	.0862	.4320	.0223	1.0200	.1360	.1362	.0070	.6257	.9459	.7272	.7153
15.00	.5727	.0741	.4162	.0201	.9030	.1169	.1312	.0063	.5558	.8157	.6583	.6273
16.00	.5099	.0641	.4016	.0183	.8039	.1011	.1267	.0058	.4967	.7069	.5984	.5529
17.00	.4562	.0557	.3881	.0167	.7193	.0878	.1224	.0053	.4461	.6153	.5463	.4897
18.00	.4098	.0486	.3755	.0153	.6462	.0767	.1184	.0048	.4025	.5376	.5008	.4357
19.00	.3695	.0426	.3636	.0140	.5826	.0672	.1147	.0044	.3646	.4715	.4609	.3894
20.00	.3342	.0375	.3523	.0130	.5270	.0591	.1111	.0041	.3314	.4148	.4259	.3494
21.00	.3032	.0330	.3416	.0120	.4781	.0521	.1077	.0038	.3023	.3660	.3951	.3147
22.00	.2757	.0292	.3315	.0112	.4348	.0461	.1045	.0035	.2765	.3238	.3679	.2845
23.00	.2513	.0259	.3217	.0105	.3963	.0409	.1015	.0033	.2535	.2872	.3437	.2582
24.00	.2296	.0230	.3124	.0098	.3620	.0363	.0985	.0031	.2330	.2554	.3223	.2351
30.00	.1382	.0119	.2637	.0071	.2180	.0187	.0832	.0022	.1468	.1315	.2325	.1433
36.00	.0871	.0065	.2245	.0055	.1374	.0102	.0708	.0017	.0980	.0718	.1811	.0963
42.00	.0567	.0037	.1922	.0045	.0894	.0058	.0606	.0014	.0683	.0410	.1477	.0697
48.00	.0377	.0022	.1654	.0038	.0595	.0035	.0521	.0012	.0493	.0243	.1238	.0534
54.00	.0256	.0013	.1429	.0032	.0403	.0021	.0451	.0010	.0366	.0149	.1053	.0426
60.00	.0176	.0008	.1239	.0028	.0277	.0013	.0391	.0009	.0279	.0094	.0905	.0349
66.00	.0122	.0005	.1078	.0024	.0193	.0009	.0340	.0008	.0217	.0061	.0783	.0291
72.00	.0086	.0004	.0941	.0021	.0136	.0006	.0297	.0007	.0172	.0040	.0681	.0247
78.00	.0061	.0002	.0824	.0018	.0096	.0004	.0260	.0006	.0138	.0027	.0594	.0211
84.00	.0043	.0002	.0724	.0016	.0068	.0003	.0228	.0005	.0113	.0018	.0520	.0183
90.00	.0031	.0001	.0637	.0014	.0049	.0002	.0201	.0004	.0094	.0013	.0457	.0159
96.00	.0022	.0001	.0563	.0012	.0035	.0001	.0178	.0004	.0079	.0009	.0402	.0139

TABLEAU 3.26

VARIATION DES CONCENTRATIONS DE SO2 ET SO4 ET DES DEPOTS
DE SO2,SO4 ET S EN FONCTION DU TEMPS DEPUIS L'EMISSION
(TAUX DE TRANSFORMATION K1 ET K2 DE SO2 EN SO4 1******* SEC=1 SOIT .050 HRE=1)

TEMPS	CONCENTRATIONS EN UG/M3-TGS				DEPOTS EN KG/HA-ANNEE-TGS							
ECOULE	SO2	SO2	SO4	SO4	SO2 SEC		SO4 SEC		S SEC	SO2	SO4	S
HRES	SEC	HUMIDE	SEC	HUMIDE	EPISODE SEC	EPISODE HUMIDE	EPISODE SEC	EPISODE HUMIDE		HUMIDE	HUMIDE	HUMIDE
.25	171.0151	37.4785	3.2978	.6818	269.6566	59.0961	1.0400	.2150	164.8183	186.7072	11.0943	97.0517
.50	101.4000	21.7478	3.9825	.7666	159.8875	34.2919	1.2559	.2418	97.5943	89.2564	10.1822	48.0222
.75	64.1520	13.5019	3.8335	.6937	101.1548	21.2899	1.2089	.2188	61.7209	56.9958	9.4157	31.6365
1.00	44.2453	9.1579	3.5674	.6116	69.7660	14.4402	1.1250	.1929	42.5443	41.0385	8.7665	23.4414
1.25	32.4455	6.6156	3.3042	.5400	51.1600	10.4314	1.0420	.1703	31.1991	31.5828	8.2092	18.5278
1.50	24.8598	5.0002	3.0665	.4802	39.1989	7.8843	.9671	.1514	23.9108	25.3619	7.7241	15.2556
1.75	19.6789	3.9087	2.8565	.4303	31.0297	6.1632	.9008	.1357	18.9420	20.9779	7.2963	12.9210
2.00	15.9736	3.1358	2.6714	.3883	25.1871	4.9445	.8424	.1225	15.3891	17.7341	6.9144	11.1718
3.00	8.1891	1.5429	2.1151	.2722	12.9126	2.4329	.6670	.0858	7.9225	10.3879	5.7019	7.0946
4.00	4.9442	.8986	1.7490	.2030	7.7960	1.4170	.5516	.0640	4.8117	6.9041	4.8034	5.0532
5.00	3.2945	.5790	1.4952	.1578	5.1948	.9130	.4715	.0497	3.2278	4.9189	4.0943	3.8242
6.00	2.3493	.3998	1.3128	.1265	3.7044	.6303	.4140	.0399	2.3184	3.6619	3.5168	3.0033
7.00	1.7602	.2902	1.1775	.1039	2.7755	.4576	.3713	.0328	1.7510	2.8101	3.0388	2.4180
8.00	1.3686	.2187	1.0740	.0871	2.1580	.3449	.3387	.0275	1.3735	2.2047	2.6392	1.9821
9.00	1.0944	.1696	.9922	.0741	1.7257	.2674	.3129	.0234	1.1088	1.7592	2.3031	1.6473
10.00	.8942	.1344	.9255	.0638	1.4099	.2119	.2919	.0201	.9150	1.4225	2.0190	1.3843
11.00	.7428	.1083	.8697	.0555	1.1712	.1708	.2743	.0175	.7682	1.1628	1.7780	1.1741
12.00	.6251	.0885	.8218	.0487	.9857	.1395	.2592	.0154	.6541	.9590	1.5728	1.0038
13.00	.5316	.0730	.7798	.0430	.8382	.1151	.2459	.0136	.5631	.7969	1.3975	.8643
14.00	.4559	.0608	.7422	.0383	.7188	.0958	.2341	.0121	.4894	.6665	1.2474	.7491
15.00	.3936	.0509	.7082	.0342	.6206	.0803	.2234	.0108	.4285	.5606	1.1185	.6531
16.00	.3418	.0430	.6771	.0308	.5389	.0677	.2135	.0097	.3777	.4738	1.0073	.5727
17.00	.2982	.0364	.6484	.0278	.4702	.0574	.2045	.0088	.3349	.4022	.9112	.5049
18.00	.2613	.0310	.6217	.0253	.4120	.0489	.1961	.0080	.2985	.3428	.8279	.4474
19.00	.2298	.0265	.5968	.0231	.3623	.0418	.1882	.0073	.2672	.2932	.7554	.3984
20.00	.2027	.0227	.5734	.0211	.3197	.0358	.1808	.0067	.2403	.2516	.6921	.3565
21.00	.1794	.0195	.5514	.0194	.2828	.0308	.1739	.0061	.2168	.2165	.6366	.3205
22.00	.1591	.0169	.5305	.0180	.2508	.0266	.1673	.0057	.1963	.1868	.5879	.2894
23.00	.1414	.0146	.5109	.0166	.2230	.0230	.1611	.0052	.1784	.1616	.5450	.2625
24.00	.1260	.0126	.4922	.0155	.1987	.0199	.1552	.0049	.1627	.1401	.5069	.2390
30.00	.0653	.0056	.3978	.0107	.1030	.0088	.1254	.0034	.0988	.0621	.3502	.1478
36.00	.0354	.0026	.3260	.0080	.0558	.0042	.1028	.0025	.0651	.0292	.2627	.1022
42.00	.0198	.0013	.2703	.0064	.0313	.0020	.0852	.0020	.0457	.0143	.2075	.0763
48.00	.0114	.0007	.2262	.0052	.0179	.0010	.0713	.0016	.0338	.0073	.1691	.0600
54.00	.0066	.0003	.1909	.0043	.0105	.0005	.0602	.0014	.0260	.0039	.1406	.0488
60.00	.0039	.0002	.1623	.0036	.0062	.0003	.0512	.0011	.0207	.0021	.1185	.0406
66.00	.0024	.0001	.1390	.0031	.0037	.0002	.0438	.0010	.0169	.0012	.1009	.0342
72.00	.0014	.0001	.1197	.0027	.0022	.0001	.0377	.0008	.0140	.0007	.0865	.0292
78.00	.0009	.0000	.1036	.0023	.0014	.0001	.0327	.0007	.0118	.0004	.0747	.0251
84.00	.0005	.0000	.0902	.0020	.0008	.0000	.0284	.0006	.0101	.0002	.0648	.0217
90.00	.0003	.0000	.0788	.0017	.0005	.0000	.0249	.0005	.0087	.0001	.0565	.0189
96.00	.0002	.0000	.0692	.0015	.0003	.0000	.0218	.0005	.0076	.0001	.0494	.0165

TABLEAU 3.27

VARIATION DES CONCENTRATIONS DE SO2 ET SO4 ET DES DEPOTS DE SO2,SO4 ET S EN FONCTION DU TEMPS DEPUIS L'EMISSION
(VITESSE DE DEPOSITION DU SO2 : .0012 M/SEC)

TEMPS	CONCENTRATIONS EN UG/M3-TGS				DEPOTS EN KG/HA-ANNEE-TGS							
ECOULE	SO2	SO2	SO4	SO4	SO2 SEC		SO4 SEC		S SEC	SO2	SO4	S
HRES	SEC	HUMIDE	SEC	HUMIDE	EPISODE SEC	EPISODE HUMIDE	EPISODE SEC	EPISODE HUMIDE		HUMIDE	HUMIDE	HUMIDE
.25	177.2860	38.8528	.6660	.1377	67.0907	14.7031	.2100	.0434	40.9795	189.1431	2.2319	95.3155
.50	108.2017	23.2066	.8127	.1564	40.9470	8.7821	.2563	.0493	24.9679	92.0087	2.0644	46.6925
.75	70.2393	14.7831	.7904	.1430	26.5808	5.5944	.2493	.0451	16.1851	59.8036	1.9252	30.5435
1.00	49.6085	10.2680	.7429	.1274	18.7735	3.8857	.2343	.0402	11.4195	43.8132	1.8078	22.5092
1.25	37.2016	7.5853	.6908	.1135	14.0783	2.8705	.2191	.0358	8.5605	34.2922	1.7072	17.7152
1.50	29.1186	5.8568	.6509	.1019	11.0194	2.2164	.2053	.0321	6.6971	27.9944	1.6197	14.5371
1.75	23.5278	4.6732	.6118	.0922	8.9037	1.7685	.1929	.0291	5.4100	23.5306	1.5426	12.2795
2.00	19.4803	3.8242	.5772	.0839	7.3720	1.4472	.1820	.0265	4.4790	20.2077	1.4737	10.5951
3.00	10.7579	2.0269	.4726	.0608	4.0711	.7670	.1490	.0192	2.4751	12.5738	1.2535	6.7047
4.00	6.9561	1.2643	.4031	.0468	2.6324	.4785	.1271	.0148	1.6025	8.8510	1.0873	4.7879
5.00	4.9425	.8687	.3547	.0374	1.8704	.3287	.1119	.0118	1.1406	6.6656	.9530	3.6505
6.00	3.7446	.6372	.3200	.0308	1.4171	.2411	.1009	.0097	.8659	5.2384	.8409	2.8995
7.00	2.9723	.4900	.2944	.0260	1.1248	.1854	.0928	.0082	.6889	4.2395	.7457	2.3683
8.00	2.4430	.3904	.2751	.0223	.9245	.1477	.0868	.0070	.5674	3.5058	.6642	1.9743
9.00	2.0619	.3195	.2602	.0194	.7803	.1209	.0821	.0061	.4800	2.9471	.5941	1.6716
10.00	1.7762	.2670	.2483	.0171	.6722	.1010	.0783	.0054	.4145	2.5100	.5334	1.4328
11.00	1.5546	.2267	.2386	.0152	.5883	.0858	.0752	.0048	.3637	2.1605	.4809	1.2405
12.00	1.3779	.1950	.2304	.0136	.5214	.0738	.0727	.0043	.3232	1.8760	.4353	1.0831
13.00	1.2337	.1694	.2233	.0123	.4669	.0641	.0704	.0039	.2903	1.6412	.3957	.9525
14.00	1.1136	.1484	.2171	.0112	.4214	.0562	.0685	.0035	.2628	1.4450	.3611	.8429
15.00	1.0120	.1310	.2115	.0102	.3830	.0496	.0667	.0032	.2396	1.2793	.3309	.7499
16.00	.9250	.1163	.2064	.0094	.3500	.0440	.0651	.0030	.2197	1.1382	.3044	.6706
17.00	.8495	.1037	.2017	.0087	.3215	.0393	.0636	.0027	.2025	1.0171	.2812	.6023
18.00	.7834	.0929	.1973	.0080	.2965	.0352	.0622	.0025	.1874	.9124	.2609	.5431
19.00	.7251	.0836	.1932	.0075	.2744	.0316	.0609	.0024	.1741	.8213	.2429	.4916
20.00	.6733	.0755	.1892	.0070	.2548	.0286	.0597	.0022	.1623	.7418	.2271	.4466
21.00	.6270	.0683	.1855	.0065	.2373	.0259	.0585	.0021	.1518	.6719	.2130	.4070
22.00	.5853	.0620	.1819	.0062	.2215	.0235	.0574	.0019	.1423	.6103	.2006	.3720
23.00	.5477	.0565	.1785	.0058	.2073	.0214	.0563	.0018	.1337	.5557	.1895	.3410
24.00	.5136	.0515	.1751	.0055	.1944	.0195	.0552	.0017	.1259	.5072	.1796	.3135
30.00	.3619	.0311	.1572	.0042	.1370	.0118	.0496	.0013	.0914	.3057	.1380	.1989
36.00	.2669	.0198	.1418	.0035	.1010	.0075	.0447	.0011	.0695	.1953	.1141	.1357
42.00	.2032	.0133	.1283	.0030	.0769	.0050	.0405	.0010	.0548	.1305	.0984	.0981
48.00	.1583	.0092	.1162	.0027	.0599	.0035	.0367	.0008	.0442	.0906	.0869	.0743
54.00	.1256	.0066	.1054	.0024	.0475	.0025	.0332	.0008	.0364	.0649	.0776	.0584
60.00	.1011	.0049	.0957	.0021	.0383	.0018	.0302	.0007	.0303	.0479	.0698	.0472
66.00	.0823	.0037	.0869	.0019	.0312	.0014	.0274	.0006	.0256	.0362	.0631	.0391
72.00	.0677	.0028	.0789	.0018	.0256	.0011	.0249	.0006	.0218	.0279	.0571	.0330
78.00	.0561	.0022	.0718	.0016	.0212	.0008	.0226	.0005	.0187	.0219	.0517	.0282
84.00	.0468	.0018	.0653	.0014	.0177	.0007	.0206	.0005	.0162	.0175	.0469	.0244
90.00	.0392	.0014	.0594	.0013	.0148	.0005	.0187	.0004	.0141	.0141	.0426	.0212
96.00	.0331	.0012	.0541	.0012	.0125	.0004	.0170	.0004	.0123	.0116	.0386	.0187

TABLEAU 3.28

VARIATION DES CONCENTRATIONS DE SO2 ET SO4 ET DES DEPOTS DE SO2,SO4 ET S EN FONCTION DU TEMPS DEPUIS L'EMISSION (VITESSE DE DEPOSITION DU SO2 : .0050 M/SEC)

TEMPS ECOULE	CONCENTRATIONS EN UG/M3-TGS				DEPOTS EN KG/HA-ANNEE-TGS							
	SO2	SO2	SO4	SO4	SO2 SEC		SO4 SEC		S SEC	SO2	SO4	S
HRES	SEC	HUMIDE	SEC	HUMIDE	EPISODE SEC	EPISODE HUMIDE	EPISODE SEC	EPISODE HUMIDE		HUMIDE	HUMIDE	HUMIDE
.25	172.7338	37.8552	.0624	.1370	272.3667	59.6901	.2069	.0432	166.1290	188.5836	2.2294	95.0349
.50	103.4484	22.1871	.0043	.1548	163.1174	34.9847	.2536	.0488	99.1408	91.0595	2.0506	46.2152
.75	66.1057	13.9131	.7781	.1408	104.2355	21.9382	.2454	.0444	63.1666	58.7316	1.9112	30.0029
1.00	46.0510	9.5317	.7276	.1247	72.6152	15.0295	.2295	.0393	43.9096	42.7133	1.7883	21.9527
1.25	34.1090	6.9548	.6772	.1107	53.7831	10.9663	.2136	.0349	32.4578	33.2021	1.6828	17.1620
1.50	26.3971	5.3094	.6315	.0989	41.6229	8.3718	.1992	.0312	25.0728	26.9302	1.5911	13.9954
1.75	21.1058	4.1921	.5911	.0890	33.2796	6.6101	.1864	.0281	20.0165	22.4989	1.5103	11.7529
2.00	17.3040	3.3970	.5554	.0807	27.2849	5.3564	.1752	.0255	16.3849	19.2111	1.4381	10.0849
3.00	9.2332	1.7397	.4482	.0577	14.5590	2.7431	.1413	.0182	8.7047	11.7123	1.2088	6.2591
4.00	5.8020	1.0545	.3775	.0438	9.1486	1.6628	.1191	.0138	5.4503	8.1021	1.0377	4.3969
5.00	4.0239	.7072	.3287	.0347	6.3449	1.1151	.1037	.0109	3.7682	6.0079	.9010	3.3043
6.00	2.9865	.5082	.2958	.0283	4.7091	.8013	.0927	.0089	2.7890	4.6552	.7882	2.5904
7.00	2.3290	.3840	.2683	.0237	3.6723	.6054	.0846	.0075	2.1694	3.7181	.6934	2.0902
8.00	1.8847	.3012	.2490	.0202	2.9718	.4749	.0785	.0064	1.7517	3.0361	.6130	1.7224
9.00	1.5666	.2431	.2340	.0175	2.4734	.3833	.0738	.0055	1.4546	2.5215	.5444	1.4422
10.00	1.3339	.2005	.2221	.0153	2.1033	.3161	.0700	.0048	1.2345	2.1222	.4855	1.2229
11.00	1.1534	.1682	.2122	.0135	1.8186	.2652	.0669	.0043	1.0658	1.8055	.4348	1.0477
12.00	1.0103	.1429	.2039	.0121	1.5930	.2254	.0643	.0038	.9319	1.5499	.3911	.9053
13.00	.8942	.1228	.1966	.0108	1.4099	.1936	.0620	.0034	.8236	1.3405	.3533	.7880
14.00	.7980	.1064	.1902	.0098	1.2584	.1677	.0600	.0031	.7339	1.1669	.3205	.6903
15.00	.7172	.0928	.1844	.0089	1.1308	.1464	.0582	.0028	.6590	1.0215	.2920	.6081
16.00	.6482	.0815	.1791	.0081	1.0220	.1285	.0565	.0026	.5949	.8986	.2671	.5383
17.00	.5886	.0719	.1742	.0075	.9282	.1133	.0549	.0024	.5398	.7940	.2454	.4788
18.00	.5368	.0637	.1695	.0069	.8465	.1004	.0535	.0022	.4920	.7043	.2263	.4276
19.00	.4914	.0567	.1652	.0064	.7748	.0893	.0521	.0020	.4501	.6270	.2096	.3833
20.00	.4512	.0506	.1610	.0059	.7114	.0797	.0508	.0019	.4131	.5599	.1949	.3449
21.00	.4155	.0453	.1571	.0055	.6551	.0714	.0495	.0017	.3803	.5015	.1819	.3114
22.00	.3835	.0407	.1533	.0052	.6048	.0641	.0483	.0016	.3511	.4504	.1703	.2820
23.00	.3549	.0366	.1497	.0049	.5596	.0577	.0472	.0015	.3249	.4056	.1601	.2561
24.00	.3291	.0330	.1462	.0046	.5189	.0521	.0461	.0015	.3013	.3660	.1510	.2333
30.00	.2168	.0186	.1276	.0034	.3419	.0293	.0402	.0011	.1994	.2063	.1126	.1407
36.00	.1495	.0111	.1120	.0028	.2357	.0175	.0353	.0009	.1387	.1232	.0904	.0917
42.00	.1064	.0069	.0987	.0023	.1678	.0110	.0311	.0007	.1000	.0770	.0759	.0638
48.00	.0775	.0045	.0872	.0020	.1222	.0071	.0275	.0006	.0740	.0500	.0653	.0467
54.00	.0575	.0030	.0771	.0017	.0907	.0048	.0243	.0005	.0560	.0335	.0569	.0357
60.00	.0433	.0021	.0684	.0015	.0682	.0033	.0216	.0005	.0431	.0231	.0500	.0282
66.00	.0329	.0015	.0607	.0014	.0520	.0023	.0191	.0004	.0337	.0163	.0441	.0229
72.00	.0253	.0011	.0540	.0012	.0399	.0017	.0170	.0004	.0266	.0118	.0391	.0189
78.00	.0196	.0008	.0481	.0011	.0309	.0012	.0152	.0003	.0212	.0086	.0347	.0159
84.00	.0153	.0006	.0429	.0009	.0241	.0009	.0135	.0003	.0171	.0064	.0308	.0135
90.00	.0120	.0004	.0383	.0008	.0189	.0007	.0121	.0003	.0139	.0049	.0275	.0116
96.00	.0094	.0003	.0342	.0008	.0149	.0005	.0108	.0002	.0114	.0037	.0245	.0100

TABLEAU 3.29

VARIATION DES CONCENTRATIONS DE SO2 ET SO4 ET DES DEPOTS DE SO2,SO4 ET S EN FONCTION DU TEMPS DEPUIS L'EMISSION
(VITESSE DE DEPOSITION DU SO2 : .0100 M/SEC)

TEMPS	CONCENTRATIONS EN UG/M3-TGS				DEPOTS EN KG/HA-ANNEE-TGS							
ECOULE	SO2	SO2	SO4	SO4	SO2 SEC		SO4 SEC		S SEC	SO2	SO4	S
HRES	SEC	HUMIDE	SEC	HUMIDE	EPISODE SEC	EPISODE HUMIDE	EPISODE SEC	EPISODE HUMIDE		HUMIDE	HUMIDE	HUMIDE
.25	167.0409	36.6076	.6593	.1363	526.7802	115.4456	.2079	.0430	321.1836	187.8799	2.2277	94.6825
.50	97.6930	20.9528	.7944	.1529	308.0847	66.0766	.2505	.0482	187.1896	89.8971	2.0475	45.6310
.75	61.2274	12.8864	.7633	.1381	193.0867	40.6586	.2407	.0436	116.9648	57.4458	1.8947	29.3545
1.00	41.9433	8.6814	.7095	.1216	132.2723	27.3778	.2237	.0384	79.9274	41.4171	1.7651	21.2969
1.25	30.6063	6.2406	.6566	.1073	96.5200	19.6803	.2071	.0338	58.1803	31.9371	1.6540	16.5199
1.50	23.3679	4.7001	.6091	.0954	73.6929	14.8222	.1921	.0301	44.3291	25.7121	1.5575	13.3753
1.75	18.4528	3.6651	.5674	.0855	58.1926	11.5584	.1789	.0270	34.9436	21.3330	1.4727	11.1574
2.00	14.9551	2.9359	.5307	.0771	47.1623	9.2585	.1673	.0243	28.2734	18.0478	1.3972	9.5146
3.00	7.6695	1.4450	.4213	.0542	24.1867	4.5571	.1328	.0171	14.4235	10.7877	1.1588	5.7801
4.00	4.6671	.8483	.3501	.0406	14.7181	2.6751	.1104	.0128	8.7386	7.3242	.9834	3.9899
5.00	3.1524	.5541	.3015	.0318	9.9416	1.7473	.0951	.0100	5.8795	5.3438	.8453	2.9537
6.00	2.2893	.3896	.2670	.0257	7.2196	1.2285	.0842	.0081	4.2553	4.0809	.7328	2.2847
7.00	1.7532	.2890	.2419	.0214	5.5288	.9115	.0763	.0067	3.2479	3.2158	.6394	1.8210
8.00	1.3969	.2232	.2231	.0181	4.4052	.7040	.0704	.0057	2.5799	2.5928	.5609	1.4834
9.00	1.1468	.1777	.2085	.0156	3.6164	.5604	.0657	.0049	2.1118	2.1272	.4945	1.2284
10.00	.9630	.1447	.1968	.0136	3.0369	.4564	.0621	.0043	1.7688	1.7691	.4381	1.0306
11.00	.8228	.1200	.1871	.0119	2.5947	.3783	.0590	.0038	1.5076	1.4877	.3898	.8738
12.00	.7125	.1008	.1789	.0106	2.2469	.3179	.0564	.0033	1.3024	1.2624	.3485	.7473
13.00	.6235	.0856	.1718	.0095	1.9664	.2700	.0542	.0030	1.1371	1.0794	.3129	.6440
14.00	.5503	.0734	.1654	.0085	1.7355	.2314	.0522	.0027	1.0020	.9290	.2822	.5585
15.00	.4891	.0633	.1596	.0077	1.5423	.1996	.0503	.0024	.8884	.8040	.2556	.4872
16.00	.4371	.0549	.1543	.0070	1.3785	.1733	.0487	.0022	.7931	.6993	.2326	.4272
17.00	.3926	.0479	.1494	.0064	1.2381	.1512	.0471	.0020	.7110	.6110	.2125	.3763
18.00	.3541	.0420	.1448	.0059	1.1165	.1325	.0457	.0019	.6406	.5359	.1950	.3329
19.00	.3205	.0369	.1404	.0054	1.0106	.1165	.0443	.0017	.5791	.4717	.1796	.2957
20.00	.2910	.0326	.1363	.0050	.9176	.1028	.0430	.0016	.5251	.4165	.1662	.2636
21.00	.2649	.0289	.1324	.0047	.8355	.0911	.0417	.0015	.4777	.3689	.1543	.2359
22.00	.2419	.0256	.1286	.0044	.7627	.0809	.0406	.0014	.4358	.3276	.1438	.2117
23.00	.2213	.0228	.1250	.0041	.6979	.0720	.0394	.0013	.3985	.2916	.1345	.1907
24.00	.2029	.0204	.1216	.0038	.6399	.0642	.0383	.0012	.3652	.2602	.1263	.1722
30.00	.1249	.0107	.1035	.0028	.3940	.0338	.0326	.0009	.2251	.1371	.0917	.0991
36.00	.0805	.0060	.0887	.0022	.2539	.0189	.0280	.0007	.1459	.0765	.0718	.0622
42.00	.0535	.0035	.0765	.0018	.1689	.0110	.0241	.0006	.0982	.0447	.0589	.0420
48.00	.0365	.0021	.0662	.0015	.1150	.0067	.0209	.0005	.0680	.0271	.0496	.0301
54.00	.0253	.0013	.0575	.0013	.0797	.0042	.0181	.0004	.0481	.0170	.0425	.0226
60.00	.0178	.0009	.0501	.0011	.0561	.0027	.0158	.0004	.0348	.0109	.0366	.0177
66.00	.0126	.0006	.0438	.0010	.0399	.0018	.0138	.0003	.0255	.0072	.0318	.0142
72.00	.0091	.0004	.0383	.0009	.0286	.0012	.0121	.0003	.0190	.0049	.0278	.0117
78.00	.0066	.0003	.0337	.0007	.0207	.0008	.0106	.0002	.0144	.0033	.0243	.0098
84.00	.0048	.0002	.0297	.0007	.0151	.0006	.0094	.0002	.0110	.0023	.0213	.0083
90.00	.0035	.0001	.0262	.0006	.0111	.0004	.0083	.0002	.0086	.0016	.0188	.0071
96.00	.0026	.0001	.0232	.0005	.0082	.0003	.0073	.0002	.0067	.0012	.0166	.0061

TABLEAU 3.30

VARIATION DES CONCENTRATIONS DE SO2 ET SO4 ET DES DEPOTS DE SO2,SO4 ET S EN FONCTION DU TEMPS DEPUIS L'EMISSION
(VITESSE DE DEPOSITION DU SO2 : .0150 M/SEC)

TEMPS ECOULE HRES	CONCENTRATIONS EN UG/M3-TGS				DEPOTS EN KG/HA-ANNEE-TGS							
	SO2 SEC	SO2 HUMIDE	SO4 SEC	SO4 HUMIDE	SO2 SEC EPISODE SEC	SO2 SEC EPISODE HUMIDE	SO4 SEC EPISODE SEC	SO4 SEC EPISODE HUMIDE	S SEC	SO2 HUMIDE	SO4 HUMIDE	S HUMIDE
.25	161.6623	35.4288	.6559	.1356	764.7276	167.5926	.2068	.0428	466.2332	167.2109	2.2256	94.3473
.50	92.4446	19.8271	.7850	.1511	437.3001	93.7902	.2476	.0477	265.6434	88.8238	2.0387	45.0915
.75	56.9007	11.9758	.7498	.1357	269.1631	56.6503	.2365	.0428	163.0181	56.2850	1.8795	28.7689
1.00	38.3844	7.9448	.6932	.1188	181.5737	37.5822	.2186	.0375	109.6754	40.2685	1.7439	20.7156
1.25	27.6333	5.6344	.6384	.1043	130.7166	26.6529	.2013	.0329	78.7531	30.8343	1.6281	15.9598
1.50	20.8437	4.1924	.5895	.0923	98.5989	19.8316	.1859	.0291	59.2867	24.6655	1.5277	12.8420
1.75	16.2788	3.2533	.5468	.0824	77.0052	15.2950	.1724	.0260	46.2161	20.3443	1.4397	10.6520
2.00	13.0599	2.5638	.5094	.0740	61.7784	12.1279	.1606	.0234	37.0163	17.1650	1.3615	9.0363
3.00	6.4725	1.2195	.3990	.0514	30.6174	5.7687	.1258	.0162	18.2418	10.0438	1.1167	5.3941
4.00	3.8344	.6969	.3281	.0381	18.1381	3.2967	.1035	.0120	10.7570	6.7185	.9388	3.6722
5.00	2.5354	.4456	.2801	.0295	11.9933	2.1079	.0883	.0093	7.0815	4.8407	.8005	2.6872
6.00	1.8103	.3080	.2464	.0237	8.5635	1.4572	.0777	.0075	5.0384	3.6559	.6840	2.0576
7.00	1.3676	.2255	.2220	.0196	6.4692	1.0666	.0700	.0062	3.7934	2.8519	.5973	1.6251
8.00	1.0774	.1722	.2038	.0165	5.0967	.8145	.0643	.0052	2.9789	2.2776	.5210	1.3125
9.00	.8759	.1357	.1897	.0142	4.1431	.6420	.0598	.0044	2.4139	1.8516	.4568	1.0781
10.00	.7289	.1096	.1784	.0123	3.4481	.5183	.0563	.0039	2.0032	1.5263	.4026	.8974
11.00	.6175	.0900	.1690	.0108	2.9212	.4259	.0533	.0034	1.6924	1.2723	.3566	.7550
12.00	.5303	.0750	.1611	.0095	2.5087	.3550	.0508	.0030	1.4499	1.0703	.3173	.6409
13.00	.4603	.0632	.1542	.0085	2.1776	.2990	.0486	.0027	1.2556	.9073	.2836	.5482
14.00	.4030	.0537	.1480	.0076	1.9061	.2541	.0467	.0024	1.0964	.7742	.2547	.4720
15.00	.3552	.0460	.1423	.0069	1.6800	.2175	.0449	.0022	.9644	.6644	.2298	.4088
16.00	.3148	.0396	.1372	.0062	1.4892	.1872	.0433	.0020	.8532	.5730	.2083	.3559
17.00	.2804	.0342	.1324	.0057	1.3264	.1620	.0417	.0018	.7585	.4963	.1896	.3114
18.00	.2508	.0298	.1279	.0052	1.1862	.1407	.0403	.0016	.6773	.4316	.1733	.2736
19.00	.2251	.0260	.1237	.0048	1.0646	.1228	.0390	.0015	.6074	.3767	.1591	.2414
20.00	.2026	.0227	.1197	.0044	.9586	.1074	.0377	.0014	.5460	.3298	.1466	.2138
21.00	.1830	.0199	.1159	.0041	.8655	.0943	.0365	.0013	.4925	.2896	.1357	.1900
22.00	.1656	.0176	.1122	.0038	.7834	.0830	.0354	.0012	.4454	.2550	.1260	.1695
23.00	.1502	.0155	.1088	.0035	.7107	.0733	.0343	.0011	.4038	.2251	.1175	.1517
24.00	.1366	.0137	.1055	.0033	.6462	.0649	.0333	.0010	.3670	.1992	.1099	.1362
30.00	.0799	.0069	.0883	.0024	.3781	.0325	.0278	.0007	.2148	.0997	.0784	.0760
36.00	.0489	.0036	.0748	.0018	.2315	.0172	.0235	.0006	.1324	.0529	.0604	.0466
42.00	.0309	.0020	.0634	.0015	.1463	.0096	.0200	.0005	.0847	.0293	.0489	.0310
48.00	.0200	.0012	.0542	.0012	.0947	.0055	.0171	.0004	.0559	.0169	.0406	.0220
54.00	.0132	.0007	.0465	.0011	.0624	.0033	.0147	.0003	.0378	.0101	.0344	.0165
60.00	.0088	.0004	.0402	.0009	.0417	.0020	.0127	.0003	.0262	.0062	.0294	.0129
66.00	.0060	.0003	.0348	.0008	.0282	.0013	.0110	.0002	.0185	.0039	.0253	.0104
72.00	.0041	.0002	.0303	.0007	.0192	.0008	.0095	.0002	.0133	.0025	.0219	.0085
78.00	.0028	.0001	.0264	.0006	.0132	.0005	.0083	.0002	.0097	.0016	.0190	.0072
84.00	.0019	.0001	.0231	.0005	.0092	.0003	.0073	.0002	.0072	.0011	.0166	.0061
90.00	.0013	.0000	.0203	.0004	.0064	.0002	.0064	.0001	.0055	.0007	.0146	.0052
96.00	.0009	.0000	.0179	.0004	.0045	.0002	.0056	.0001	.0042	.0005	.0128	.0045

TABLEAU 3.31

VARIATION DES CONCENTRATIONS DE SO2 ET SO4 ET DES DEPOTS
DE SO2,SO4 ET S EN FONCTION DU TEMPS DEPUIS L'EMISSION
(VITESSE DE DEPOSITION DU SO4 : .0005 M/SEC)

TEMPS	CONCENTRATIONS EN UG/M3-TGS				DEPOTS EN KG/HA-ANNEE-TGS							
ECOULE	SO2	SO2	SO4	SO4	SO2 SEC		SO4 SEC		S SEC	SO2	SO4	S
HRES	SEC	HUMIDE	SEC	HUMIDE	EPISODE SEC	EPISODE HUMIDE	EPISODE SEC	EPISODE HUMIDE		HUMIDE	HUMIDE	HUMIDE
.25	172.7338	37.8552	.6643	.1373	272.3667	59.6901	.1047	.0217	166.0871	188.5836	2.2300	95.0351
.50	103.4484	22.1871	.8080	.1555	163.1174	34.9847	.1274	.0245	99.0906	91.0595	2.0584	46.2159
.75	66.1057	13.9131	.7828	.1416	104.2355	21.9382	.1234	.0223	63.1186	58.7316	1.9141	30.0038
1.00	46.0510	9.5317	.7329	.1256	72.6132	15.0295	.1156	.0198	43.8651	42.7133	1.7918	21.9539
1.25	34.1090	6.9548	.6828	.1116	53.7831	10.9663	.1077	.0176	32.4168	33.2021	1.6870	17.1634
1.50	26.3971	5.3094	.6374	.0998	41.6229	8.3718	.1005	.0157	25.0347	26.9302	1.5957	13.9970
1.75	21.1058	4.1921	.5971	.0899	33.2796	6.6101	.0942	.0142	19.9811	22.4989	1.5153	11.7546
2.00	17.3040	3.3970	.5615	.0816	27.2849	5.3564	.0885	.0129	16.3518	19.2111	1.4434	10.0867
3.00	9.2332	1.7397	.4543	.0585	14.5590	2.7431	.0716	.0092	8.6785	11.7123	1.2148	6.2611
4.00	5.8020	1.0545	.3836	.0445	9.1486	1.6628	.0605	.0070	5.4285	8.1021	1.0439	4.3990
5.00	4.0239	.7072	.3347	.0353	6.3449	1.1151	.0528	.0056	3.7494	6.0079	.9073	3.3064
6.00	2.9865	.5082	.2997	.0289	4.7091	.8013	.0473	.0046	2.7724	4.6552	.7943	2.5924
7.00	2.3290	.3840	.2740	.0242	3.6723	.6054	.0432	.0038	2.1544	3.7181	.6994	2.0922
8.00	1.8847	.3012	.2547	.0206	2.9718	.4749	.0402	.0033	1.7379	3.0361	.6188	1.7243
9.00	1.5586	.2431	.2397	.0179	2.4734	.3833	.0378	.0028	1.4417	2.5215	.5499	1.4441
10.00	1.3339	.2005	.2277	.0157	2.1033	.3161	.0359	.0025	1.2223	2.1222	.4909	1.2247
11.00	1.1534	.1682	.2178	.0139	1.8186	.2652	.0343	.0022	1.0543	1.8055	.4400	1.0494
12.00	1.0103	.1429	.2095	.0124	1.5930	.2254	.0330	.0020	.9209	1.5499	.3961	.9070
13.00	.8942	.1228	.2022	.0112	1.4099	.1936	.0319	.0018	.8130	1.3405	.3581	.7896
14.00	.7980	.1064	.1958	.0101	1.2584	.1677	.0309	.0016	.7237	1.1669	.3251	.6918
15.00	.7172	.0928	.1900	.0092	1.1308	.1464	.0300	.0014	.6492	1.0215	.2964	.6096
16.00	.6482	.0815	.1847	.0084	1.0220	.1285	.0291	.0013	.5854	.8986	.2714	.5398
17.00	.5886	.0719	.1798	.0077	.9282	.1133	.0284	.0012	.5306	.7940	.2496	.4802
18.00	.5368	.0637	.1752	.0071	.8465	.1004	.0276	.0011	.4830	.7043	.2304	.4289
19.00	.4914	.0567	.1709	.0066	.7748	.0893	.0269	.0010	.4414	.6270	.2136	.3847
20.00	.4512	.0506	.1668	.0061	.7114	.0797	.0263	.0010	.4047	.5599	.1987	.3462
21.00	.4155	.0453	.1628	.0057	.6551	.0714	.0257	.0009	.3721	.5015	.1856	.3126
22.00	.3835	.0407	.1591	.0054	.6048	.0641	.0251	.0008	.3431	.4504	.1740	.2832
23.00	.3549	.0366	.1555	.0051	.5596	.0577	.0245	.0008	.3171	.4056	.1637	.2574
24.00	.3291	.0330	.1520	.0048	.5189	.0521	.0240	.0008	.2937	.3660	.1545	.2345
30.00	.2168	.0186	.1335	.0036	.3419	.0293	.0210	.0006	.1928	.2063	.1160	.1418
36.00	.1495	.0111	.1179	.0029	.2357	.0175	.0186	.0005	.1330	.1232	.0937	.0928
42.00	.1064	.0069	.1046	.0025	.1678	.0110	.0165	.0004	.0950	.0770	.0792	.0649
48.00	.0775	.0045	.0930	.0021	.1222	.0071	.0147	.0003	.0697	.0500	.0686	.0478
54.00	.0575	.0030	.0829	.0019	.0907	.0048	.0131	.0003	.0522	.0335	.0602	.0368
60.00	.0433	.0021	.0740	.0017	.0682	.0033	.0117	.0003	.0397	.0231	.0533	.0293
66.00	.0329	.0015	.0662	.0015	.0520	.0023	.0104	.0002	.0307	.0163	.0474	.0239
72.00	.0253	.0011	.0594	.0013	.0399	.0017	.0094	.0002	.0240	.0118	.0423	.0200
78.00	.0196	.0008	.0533	.0012	.0309	.0012	.0084	.0002	.0189	.0086	.0378	.0169
84.00	.0153	.0006	.0479	.0011	.0241	.0009	.0075	.0002	.0151	.0064	.0339	.0145
90.00	.0120	.0004	.0431	.0009	.0189	.0007	.0068	.0001	.0121	.0048	.0304	.0126
96.00	.0094	.0003	.0389	.0009	.0149	.0005	.0061	.0001	.0098	.0037	.0273	.0110

TABLEAU 3.32

VARIATION DES CONCENTRATIONS DE SO2 ET SO4 ET DES DEPOTS DE SO2,SO4 ET S EN FONCTION DU TEMPS DEPUIS L'EMISSION
(VITESSE DE DEPOSITION DU SO4 = .0010 M/SEC)

TEMPS	CONCENTRATIONS EN UG/M3-TGS				DEPOTS EN KG/HA-ANNEE-TGS							
ECOULE	SO2	SO2	SO4	SO4	SO2 SEC		SO4 SEC		S SEC	SO2	SO4	S
HRES	SEC	HUMIDE	SEC	HUMIDE	EPISODE SEC	EPISODE HUMIDE	EPISODE SEC	EPISODE HUMIDE		HUMIDE	HUMIDE	HUMIDE
.25	172.7338	37.8552	.6624	.1370	272.3667	59.6901	.2089	.0432	166.1290	188.5836	2.2294	95.0349
.50	103.4484	22.1871	.8043	.1548	163.1174	34.9847	.2536	.0488	99.1408	91.0595	2.0566	46.2152
.75	66.1057	13.9131	.7781	.1408	104.2355	21.9382	.2454	.0444	63.1666	58.7316	1.9112	30.0029
1.00	46.0510	9.5317	.7276	.1247	72.6132	15.0295	.2295	.0393	43.9096	42.7133	1.7883	21.9527
1.25	34.1090	6.9548	.6772	.1107	53.7831	10.9663	.2136	.0349	32.4578	33.2021	1.6828	17.1620
1.50	26.3971	5.3094	.6315	.0989	41.6229	8.3718	.1992	.0312	25.0728	26.9302	1.5911	13.9954
1.75	21.1058	4.1921	.5911	.0890	33.2796	6.6101	.1864	.0281	20.0165	22.4989	1.5103	11.7529
2.00	17.3040	3.3970	.5554	.0807	27.2849	5.3564	.1752	.0255	16.3849	19.2111	1.4381	10.0849
3.00	9.2332	1.7397	.4482	.0577	14.5590	2.7431	.1413	.0182	8.7047	11.7123	1.2088	6.2591
4.00	5.8020	1.0545	.3775	.0438	9.1486	1.6628	.1191	.0138	5.4503	8.1021	1.0377	4.3969
5.00	4.0239	.7072	.3287	.0347	6.3449	1.1151	.1037	.0109	3.7682	6.0079	.9010	3.3043
6.00	2.9865	.5082	.2938	.0283	4.7091	.8013	.0927	.0089	2.7890	4.6552	.7882	2.5904
7.00	2.3290	.3840	.2683	.0237	3.6723	.6054	.0846	.0075	2.1694	3.7181	.6934	2.0902
8.00	1.8847	.3012	.2490	.0202	2.9718	.4749	.0785	.0064	1.7517	3.0361	.6130	1.7224
9.00	1.5686	.2431	.2340	.0175	2.4734	.3833	.0738	.0055	1.4546	2.5215	.5444	1.4422
10.00	1.3339	.2005	.2221	.0153	2.1033	.3161	.0700	.0048	1.2345	2.1222	.4855	1.2229
11.00	1.1534	.1682	.2122	.0135	1.8186	.2652	.0669	.0043	1.0658	1.8055	.4348	1.0477
12.00	1.0103	.1429	.2039	.0121	1.5930	.2254	.0643	.0038	.9319	1.5499	.3911	.9053
13.00	.8942	.1228	.1966	.0108	1.4099	.1936	.0620	.0034	.8236	1.3405	.3533	.7880
14.00	.7980	.1064	.1902	.0098	1.2584	.1677	.0600	.0031	.7339	1.1669	.3205	.6903
15.00	.7172	.0928	.1844	.0089	1.1308	.1464	.0582	.0028	.6590	1.0215	.2920	.6081
16.00	.6482	.0815	.1791	.0081	1.0220	.1285	.0565	.0026	.5949	.8986	.2671	.5383
17.00	.5886	.0719	.1742	.0075	.9282	.1133	.0549	.0024	.5398	.7940	.2454	.4788
18.00	.5368	.0637	.1695	.0069	.8465	.1004	.0535	.0022	.4920	.7043	.2263	.4276
19.00	.4914	.0567	.1652	.0064	.7748	.0893	.0521	.0020	.4501	.6270	.2096	.3833
20.00	.4512	.0506	.1610	.0059	.7114	.0797	.0508	.0019	.4131	.5594	.1949	.3449
21.00	.4155	.0453	.1571	.0055	.6551	.0714	.0495	.0017	.3803	.5015	.1819	.3114
22.00	.3835	.0407	.1533	.0052	.6048	.0641	.0483	.0016	.3511	.4504	.1703	.2820
23.00	.3549	.0366	.1497	.0049	.5596	.0577	.0472	.0015	.3249	.4056	.1601	.2561
24.00	.3291	.0330	.1462	.0046	.5189	.0521	.0461	.0015	.3013	.3660	.1510	.2333
30.00	.2168	.0186	.1276	.0034	.3419	.0293	.0402	.0011	.1994	.2063	.1126	.1407
36.00	.1495	.0111	.1120	.0028	.2357	.0175	.0353	.0009	.1387	.1232	.0904	.0917
42.00	.1064	.0069	.0987	.0023	.1678	.0110	.0311	.0007	.1000	.0770	.0759	.0638
48.00	.0775	.0045	.0872	.0020	.1222	.0071	.0275	.0006	.0740	.0500	.0653	.0467
54.00	.0575	.0030	.0771	.0017	.0907	.0048	.0243	.0005	.0560	.0335	.0569	.0357
60.00	.0433	.0021	.0684	.0015	.0682	.0033	.0216	.0005	.0431	.0231	.0500	.0262
66.00	.0329	.0015	.0607	.0014	.0520	.0023	.0191	.0004	.0337	.0163	.0441	.0229
72.00	.0253	.0011	.0540	.0012	.0399	.0017	.0170	.0004	.0266	.0118	.0391	.0189
78.00	.0196	.0008	.0481	.0011	.0309	.0012	.0152	.0003	.0212	.0086	.0347	.0159
84.00	.0153	.0006	.0429	.0009	.0241	.0009	.0135	.0003	.0171	.0064	.0308	.0135
90.00	.0120	.0004	.0383	.0008	.0189	.0007	.0121	.0003	.0139	.0049	.0275	.0116
96.00	.0094	.0003	.0342	.0008	.0149	.0005	.0108	.0002	.0114	.0037	.0245	.0100

TABLEAU 3.33

VARIATION DES CONCENTRATIONS DE SO2 ET SO4 ET DES DEPOTS DE SO2,SO4 ET S EN FONCTION DU TEMPS DEPUIS L'EMISSION
(VITESSE DE DEPOSITION DU SO4 : .0025 M/SEC)

TEMPS	CONCENTRATIONS EN UG/M3-TGS				DEPOTS EN KG/HA-ANNEE-TGS							
ECOULE	SO2	SO2	SO4	SO4	SO2 SEC		SO4 SEC		S SEC	SO2	SO4	S
HRES	SEC	HUMIDE	SEC	HUMIDE	EPISODE SEC	EPISODE HUMIDE	EPISODE SEC	EPISODE HUMIDE		HUMIDE	HUMIDE	HUMIDE
.25	172.7338	37.8552	.6570	.1358	272.3667	59.6901	.5179	.1071	166.2533	188.5836	2.2277	95.0344
.50	103.4484	22.1871	.7933	.1527	163.1174	34.9847	.6254	.1204	99.2886	91.0595	2.0511	46.2134
.75	66.1057	13.9131	.7642	.1383	104.2355	21.9382	.6025	.1090	63.3072	58.7316	1.9029	30.0001
1.00	46.0510	9.5317	.7122	.1221	72.6132	15.0295	.5615	.0963	44.0393	42.7133	1.7777	21.9492
1.25	34.1090	6.9548	.6608	.1080	53.7831	10.9663	.5210	.0851	32.5770	33.2021	1.6706	17.1579
1.50	26.3971	5.3094	.6145	.0962	41.6229	8.3718	.4845	.0759	25.1828	26.9302	1.5776	13.9910
1.75	21.1058	4.1921	.5737	.0864	33.2796	6.6101	.4523	.0681	20.1185	22.4989	1.4958	11.7481
2.00	17.3040	3.3970	.5378	.0782	27.2849	5.3564	.4240	.0616	16.4799	19.2111	1.4229	10.0798
3.00	9.2332	1.7397	.4304	.0554	14.5590	2.7431	.3394	.0437	8.7792	11.7123	1.1917	6.2534
4.00	5.8020	1.0545	.3602	.0418	9.1486	1.6628	.2840	.0330	5.5117	8.1021	1.0199	4.3910
5.00	4.0239	.7072	.3118	.0329	6.3449	1.1151	.2458	.0259	3.8206	6.0079	.8833	3.2984
6.00	2.9865	.5082	.2774	.0267	4.7091	.8013	.2187	.0211	2.8351	4.6552	.7709	2.5846
7.00	2.3290	.3840	.2522	.0223	3.6723	.6054	.1988	.0175	2.2108	3.7181	.6766	2.0846
8.00	1.8847	.3012	.2332	.0189	2.9718	.4749	.1838	.0149	1.7897	3.0361	.5968	1.7170
9.00	1.5686	.2431	.2184	.0163	2.4734	.3833	.1722	.0129	1.4898	2.5215	.5288	1.4370
10.00	1.3339	.2005	.2066	.0142	2.1033	.3161	.1629	.0112	1.2676	2.1222	.4706	1.2180
11.00	1.1534	.1682	.1969	.0126	1.8186	.2652	.1552	.0099	1.0971	1.8055	.4206	1.0429
12.00	1.0103	.1429	.1886	.0112	1.5930	.2254	.1487	.0088	.9617	1.5499	.3774	.9007
13.00	.8942	.1228	.1814	.0100	1.4099	.1936	.1430	.0079	.8521	1.3405	.3401	.7836
14.00	.7980	.1064	.1750	.0090	1.2584	.1677	.1379	.0071	.7612	1.1669	.3078	.6861
15.00	.7172	.0928	.1692	.0082	1.1308	.1464	.1334	.0064	.6853	1.0215	.2798	.6040
16.00	.6482	.0815	.1638	.0074	1.0220	.1285	.1292	.0059	.6203	.8986	.2553	.5344
17.00	.5886	.0719	.1589	.0068	.9282	.1133	.1253	.0054	.5643	.7940	.2340	.4750
18.00	.5368	.0637	.1542	.0063	.8465	.1004	.1216	.0049	.5156	.7043	.2153	.4239
19.00	.4914	.0567	.1498	.0058	.7748	.0893	.1181	.0046	.4730	.6270	.1989	.3798
20.00	.4512	.0506	.1457	.0054	.7114	.0797	.1149	.0042	.4353	.5599	.1844	.3414
21.00	.4155	.0453	.1417	.0050	.6551	.0714	.1117	.0039	.4018	.5015	.1717	.3080
22.00	.3835	.0407	.1379	.0047	.6048	.0641	.1087	.0037	.3719	.4504	.1604	.2787
23.00	.3549	.0366	.1343	.0044	.5596	.0577	.1059	.0034	.3451	.4056	.1503	.2529
24.00	.3291	.0330	.1308	.0041	.5189	.0521	.1031	.0032	.3209	.3660	.1414	.2301
30.00	.2168	.0186	.1122	.0030	.3419	.0293	.0885	.0024	.2159	.2063	.1037	.1377
36.00	.1495	.0111	.0968	.0024	.2357	.0175	.0763	.0019	.1527	.1232	.0819	.0889
42.00	.1064	.0069	.0837	.0020	.1678	.0110	.0660	.0016	.1119	.0770	.0675	.0610
48.00	.0775	.0045	.0726	.0017	.1222	.0071	.0572	.0013	.0842	.0500	.0570	.0440
54.00	.0575	.0030	.0630	.0014	.0907	.0048	.0497	.0011	.0647	.0335	.0488	.0330
60.00	.0433	.0021	.0548	.0012	.0682	.0033	.0432	.0010	.0505	.0231	.0420	.0255
66.00	.0329	.0015	.0477	.0011	.0520	.0023	.0376	.0008	.0399	.0163	.0364	.0203
72.00	.0253	.0011	.0415	.0009	.0399	.0017	.0327	.0007	.0320	.0118	.0315	.0164
78.00	.0196	.0008	.0362	.0008	.0309	.0012	.0286	.0006	.0258	.0086	.0274	.0135
84.00	.0153	.0006	.0316	.0007	.0241	.0009	.0249	.0005	.0210	.0064	.0238	.0112
90.00	.0120	.0004	.0276	.0006	.0189	.0007	.0218	.0005	.0172	.0049	.0208	.0094
96.00	.0094	.0003	.0241	.0005	.0149	.0005	.0190	.0004	.0142	.0037	.0181	.0079

TABLEAU 3.34

VARIATION DES CONCENTRATIONS DE SO2 ET SO4 ET DES DEPOTS DE SO2,SO4 ET S EN FONCTION DU TEMPS DEPUIS L'EMISSION (VITESSE DE DEPOSITION DU SO4 : .0048 M/SEC)

TEMPS ECOULE	CONCENTRATIONS EN UG/M3-TGS				DEPOTS EN KG/HA-ANNEE-TGS							
	SO2	SO2	SO4	SO4	SO2 SEC		SO4 SEC		S SEC	SO2	SO4	S
HRES	SEC	HUMIDE	SEC	HUMIDE	EPISODE SEC	EPISODE HUMIDE	EPISODE SEC	EPISODE HUMIDE		HUMIDE	HUMIDE	HUMIDE
.25	172.7338	37.8552	.6489	.1342	272.3667	59.6901	.9823	.2031	166.4401	188.5836	2.2253	95.0336
.50	103.4464	22.1871	.7770	.1496	163.1174	34.9847	1.1762	.2264	99.5075	91.0595	2.0431	46.2108
.75	66.1057	13.9131	.7438	.1346	104.2355	21.9382	1.1260	.2038	63.5133	58.7316	1.8906	29.9960
1.00	46.0510	9.5317	.6896	.1182	72.6132	15.0295	1.0438	.1790	44.2277	42.7133	1.7623	21.9441
1.25	34.1090	6.9548	.6369	.1041	53.7831	10.9663	.9641	.1576	32.7489	33.2021	1.6528	17.1520
1.50	26.3971	5.3094	.5899	.0924	41.6229	8.3718	.8930	.1398	25.3403	26.9302	1.5580	13.9844
1.75	21.1058	4.1921	.5487	.0827	33.2796	6.6101	.8306	.1251	20.2636	22.4989	1.4748	11.7411
2.00	17.3040	3.3970	.5126	.0745	27.2849	5.3564	.7760	.1128	16.6143	19.2111	1.4008	10.0725
3.00	9.2332	1.7397	.4055	.0522	14.5590	2.7431	.6138	.0790	8.8824	11.7123	1.1673	6.2453
4.00	5.8020	1.0545	.3361	.0390	9.1486	1.6628	.5087	.0590	5.5952	8.1021	.9950	4.3827
5.00	4.0239	.7072	.2886	.0305	6.3449	1.1151	.4369	.0461	3.8910	6.0079	.8587	3.2902
6.00	2.9865	.5082	.2550	.0246	4.7091	.8013	.3860	.0372	2.8962	4.6552	.7470	2.5766
7.00	2.3290	.3840	.2305	.0203	3.6723	.6054	.3489	.0308	2.2653	3.7181	.6537	2.0769
8.00	1.8847	.3012	.2121	.0172	2.9718	.4749	.3210	.0260	1.8391	3.0361	.5749	1.7097
9.00	1.5606	.2431	.1978	.0148	2.4734	.3833	.2994	.0223	1.5354	2.5215	.5079	1.4301
10.00	1.3339	.2005	.1863	.0128	2.1033	.3161	.2820	.0194	1.3100	2.1222	.4507	1.2113
11.00	1.1534	.1682	.1768	.0113	1.8186	.2652	.2676	.0171	1.1370	1.8055	.4016	1.0366
12.00	1.0103	.1429	.1687	.0100	1.5930	.2254	.2554	.0151	.9994	1.5499	.3593	.8947
13.00	.8942	.1228	.1617	.0089	1.4099	.1936	.2447	.0135	.8879	1.3405	.3228	.7779
14.00	.7980	.1064	.1554	.0080	1.2584	.1677	.2352	.0121	.7953	1.1669	.2913	.6805
15.00	.7172	.0928	.1497	.0072	1.1308	.1464	.2266	.0109	.7179	1.0215	.2639	.5987
16.00	.6482	.0815	.1444	.0066	1.0220	.1285	.2186	.0099	.6514	.8986	.2401	.5293
17.00	.5886	.0719	.1395	.0060	.9282	.1133	.2112	.0091	.5942	.7940	.2193	.4701
18.00	.5368	.0637	.1350	.0055	.8465	.1004	.2043	.0083	.5443	.7043	.2011	.4192
19.00	.4914	.0567	.1307	.0050	.7748	.0893	.1978	.0076	.5005	.6270	.1852	.3752
20.00	.4512	.0506	.1266	.0047	.7114	.0797	.1916	.0071	.4618	.5599	.1711	.3370
21.00	.4155	.0453	.1227	.0043	.6551	.0714	.1857	.0065	.4273	.5015	.1588	.3037
22.00	.3835	.0407	.1190	.0040	.6048	.0641	.1801	.0061	.3965	.4504	.1478	.2745
23.00	.3549	.0366	.1154	.0038	.5596	.0577	.1747	.0057	.3688	.4056	.1381	.2488
24.00	.3291	.0330	.1120	.0035	.5189	.0521	.1695	.0053	.3438	.3660	.1294	.2261
30.00	.2168	.0186	.0939	.0025	.3419	.0293	.1422	.0038	.2343	.2063	.0929	.1341
36.00	.1495	.0111	.0792	.0020	.2357	.0175	.1199	.0030	.1676	.1232	.0718	.0855
42.00	.1064	.0069	.0670	.0016	.1678	.0110	.1013	.0024	.1239	.0770	.0578	.0578
48.00	.0775	.0045	.0567	.0013	.1222	.0071	.0858	.0020	.0939	.0500	.0477	.0409
54.00	.0575	.0030	.0480	.0011	.0907	.0048	.0727	.0016	.0725	.0335	.0399	.0300
60.00	.0433	.0021	.0407	.0009	.0682	.0033	.0617	.0014	.0568	.0231	.0335	.0227
66.00	.0329	.0015	.0346	.0008	.0520	.0023	.0525	.0012	.0450	.0163	.0283	.0176
72.00	.0253	.0011	.0294	.0007	.0399	.0017	.0444	.0010	.0359	.0118	.0239	.0138
78.00	.0196	.0008	.0249	.0006	.0309	.0012	.0377	.0008	.0289	.0086	.0202	.0111
84.00	.0153	.0006	.0212	.0005	.0241	.0009	.0321	.0007	.0234	.0064	.0172	.0089
90.00	.0120	.0004	.0180	.0004	.0189	.0007	.0273	.0006	.0191	.0049	.0145	.0073
96.00	.0094	.0003	.0153	.0003	.0149	.0005	.0232	.0005	.0156	.0037	.0123	.0060

TABLEAU 3.35

VARIATION DES CONCENTRATIONS DE SO2 ET SO4 ET DES DEPOTS DE SO2,SO4 ET S EN FONCTION DU TEMPS DEPUIS L'EMISSION

(VALEURS DES PARAMETRES CHOISIES POUR OBTENIR UN DEPOT SEC MINIMAL(A LONGUE DISTANCE (T = 24H ET +)

A = 400. ZH = 10. L2 = .00010 L4 = .00030 K1 ET K2 = .002 VG12 = .0150 VG34 = .0005

ALM = .693BBM = .150GAMMA = .549DELTA = .038AM = .344CM = .335

TEMPS	CONCENTRATIONS EN UG/M3-TGS				DEPOTS EN KG/HA-ANNEE-TGS							
					SO2 SEC		SO4 SEC		S SEC	SO2	SO4	S
ECOULE HRES	SO2 SEC	SO2 HUMIDE	SO4 SEC	SO4 HUMIDE	EPISODE SEC	EPISODE HUMIDE	EPISODE SEC	EPISODE HUMIDE		HUMIDE	HUMIDE	HUMIDE
,25	357.0003	156.7270	,3008	.1112	1688.7544	741.3815	,0474	.0175	1215.0896	912.3291	1.8110	456.7682
,50	114.4262	46.4257	,2011	.0588	541.2815	219.6120	,0317	.0093	380.4604	395.7022	1.3630	198.3054
,75	58.0522	21.8996	.1574	.0372	274.6103	103.5941	,0248	.0059	189.1124	233.3824	1.0560	117.0432
1,00	36.1186	12.7344	.1332	.0260	170.8552	60.2389	,0210	.0041	115.5554	156.6289	.8380	78.5938
1,25	25.3816	8.4010	.1186	.0195	120.0651	39.7402	,0187	.0031	79.9099	112.9842	.6797	56.7187
1,50	19.2907	6.0174	,1092	.0154	91.2525	28.4646	,0172	.0024	59.8651	85.3629	.5624	42.8689
1,75	15.4347	4.5528	,1028	.0126	73.0123	21.5365	,0162	.0020	47.2805	66.6138	.4740	33.4649
2,00	12.7807	3.5756	,0981	.0107	60.4579	16.9142	,0155	.0017	38.6917	53.2433	.4060	26.7570
3,00	7.1901	1.6674	,0856	.0065	34.0121	7.8874	,0135	.0010	20.9546	25.3326	.2488	12.7492
4,00	4.6356	.9171	,0767	.0045	21.9284	4.3384	,0121	.0007	13.1377	13.9606	.1745	7.0385
5,00	3.1964	.5509	,0693	.0034	15.1204	2.6060	,0109	.0005	8.8670	8.3875	.1321	4.2378
6,00	2.2993	.3509	.0630	.0027	10.8768	1.6599	,0099	.0004	6.2718	5.3425	.1048	2.7062
7,00	1.7038	.2333	.0575	.0022	8.0595	1.1038	,0091	.0004	4.5848	3.5528	.0860	1.8051
8,00	1.2906	.1605	.0527	.0019	6.1049	.7592	,0083	.0003	3.4349	2.4434	.0725	1.2459
9,00	.9943	.1134	,0484	.0016	4.7037	.5366	,0076	.0003	2.6227	1.7269	.0624	.8843
10,00	,7766	.0820	,0445	.0014	3.6736	.3880	,0070	.0002	2.0332	1.2488	.0547	.6426
11,00	,6133	.0605	,0411	.0013	2.9009	.2861	,0065	.0002	1.5957	.9207	.0486	.4765
12,00	,4887	.0453	,0379	.0011	2.3119	.2145	,0060	.0002	1,2653	.6904	.0436	.3597
13,00	.3925	.0345	,0351	.0010	1.8568	.1632	,0055	.0002	1,0119	.5253	.0394	.2798
14,00	.3173	.0266	,0325	.0009	1.5012	.1258	,0051	.0001	,8152	.4048	.0359	.2144
15,00	.2580	.0207	.0302	.0009	1.2206	.0980	,0048	.0001	.6609	.3155	.0329	.1687
16,00	,2108	.0163	,0280	.0008	.9974	.0772	,0044	.0001	.5388	.2484	.0303	.1343
17,00	.1730	.0130	.0261	.0007	.8185	.0613	.0041	.0001	.4413	.1973	.0279	.1079
18,00	,1426	.0104	,0242	.0007	.6743	.0491	,0038	.0001	.3630	.1579	.0258	.0875
19,00	,1178	.0084	.0226	.0006	.5575	.0395	,0036	.0001	.2997	.1272	.0239	.0716
20,00	.0977	.0068	,0211	.0006	.4623	.0320	,0033	.0001	,2483	.1031	.0222	.0590
21,00	,0813	.0055	,0196	.0005	.3844	.0261	,0031	.0001	.2063	.0841	.0207	.0489
22,00	,0677	.0045	,0183	.0005	.3205	.0214	,0029	.0001	.1719	.0689	.0193	.0408
23,00	.0566	.0037	.0171	.0005	.2677	.0176	,0027	.0001	.1436	.0566	.0180	.0343
24,00	,0474	.0031	,0160	.0004	.2242	.0145	,0025	.0001	.1202	.0468	.0168	.0290
30,00	,0169	.0010	,0109	.0003	.0800	.0049	,0017	.0000	.0430	.0157	.0113	.0116
36,00	.0063	.0004	,0076	.0002	.0299	.0018	,0012	.0000	.0162	.0057	.0078	.0054
42,00	,0024	.0001	,0054	.0001	.0115	.0007	,0009	.0000	.0064	.0021	.0055	.0029
48,00	,0010	.0001	,0039	.0001	.0045	.0003	,0006	.0000	,0026	.0008	.0040	.0017
54,00	,0004	.0000	.0029	.0001	.0018	.0001	,0005	.0000	.0011	.0003	.0029	.0011
60,00	.0002	.0000	,0021	.0001	.0007	.0000	,0003	.0000	.0005	.0001	.0021	.0008
66,00	,0001	.0000	,0016	.0000	.0003	.0000	,0003	.0000	.0002	.0001	.0016	.0006
72,00	.0000	.0000	,0012	.0000	.0001	.0000	,0002	.0000	.0001	.0000	.0012	.0004
78,00	.0000	.0000	,0009	.0000	.0001	.0000	.0001	.0000	.0001	.0000	.0009	.0003
84,00	.0000	.0000	.0007	.0000	.0000	.0000	.0001	.0000	.0000	.0000	.0007	.0002
90,00	,0000	.0000	,0005	.0000	.0000	.0000	,0001	.0000	.0000	.0000	.0005	.0002
96.00	.0000	.0000	.0004	.0000	.0000	.0000	.0001	.0000	.0000	.0000	.0004	.0001

TABLEAU 3.36

VARIATION DES CONCENTRATIONS DE SO2 ET SO4 ET DES DEPOTS
DE SO2,SO4 ET S EN FONCTION DU TEMPS DEPUIS L'EMISSION
(VALEURS DES PARAMETRES CHOISIES POUR OBTENIR UN DEPOT SEC MAXIMAL (A LONGUE DISTANCE (T = 24H ET +)
A = 700. ZH = 500. L2 = .00001 L4 = .00005 K1 ET K2 = .050 VG12 = .0012 VG34 = .0048
ALM = .679RHM = .279GAMMA = .461DELTA = .020AM = .715CM = .337

TEMPS	CONCENTRATIONS EN UG/M3-TGS				DEPOTS EN KG/HA-ANNEE-TGS							
ECOULE	SO2	SO2	SO4	SO4	SO2 SEC		SO4 SEC		S SEC	SO2	SO4	S
HRES	SEC	HUMIDE	SEC	HUMIDE	EPISODE SEC	EPISODE HUMIDE	EPISODE SEC	EPISODE HUMIDE		HUMIDE	HUMIDE	HUMIDE
.25	.5163	.1151	.0092	.0020	.1954	.0435	.0139	.0030	.1251	63.5455	5.7955	33.7046
.50	5.7856	1.2800	.2147	.0446	2.1895	.4844	.3250	.0676	1.4678	31.1408	5.5465	17.4192
.75	9.9088	2.1784	.5498	.1108	3.7498	.8244	.8322	.1677	2.6204	20.3586	5.3255	11.9545
1.00	11.4628	2.5059	.8455	.1657	4.3379	.9483	1.2798	.2509	3.1533	14.9787	5.1259	9.1980
1.25	11.6923	2.5432	1.0752	.2056	4.4247	.9624	1.6276	.3113	3.3399	11.7584	4.9436	7.5271
1.50	11.3546	2.4584	1.2503	.2338	4.2969	.9303	1.8926	.3540	3.3625	9.6171	4.7757	6.4004
1.75	10.7910	2.3264	1.3838	.2535	4.0836	.8804	2.0946	.3838	3.3081	8.0918	4.6196	5.5858
2.00	10.1511	2.1797	1.4853	.2670	3.8415	.8249	2.2484	.4042	3.2174	6.9513	4.4735	4.9668
3.00	7.7299	1.6366	1.6893	.2842	2.9252	.6193	2.5571	.4302	2.7680	4.3092	3.9634	3.4757
4.00	5.9165	1.2372	1.7208	.2732	2.2390	.4682	2.6048	.4136	2.3597	3.0076	3.5369	2.6828
5.00	4.6223	.9554	1.6807	.2529	1.7492	.3616	2.5442	.3829	2.0311	2.2400	3.1689	2.1763
6.00	3.6892	.7541	1.6128	.2305	1.3961	.2854	2.4414	.3489	1.7709	1.7382	2.8467	1.8180
7.00	3.0016	.6069	1.5361	.2088	1.1359	.2297	2.3252	.3160	1.5632	1.3876	2.5622	1.5479
8.00	2.4826	.4965	1.4586	.1887	.9395	.1879	2.2079	.2856	1.3949	1.1310	2.3100	1.3355
9.00	2.0817	.4119	1.3837	.1705	.7878	.1559	2.0946	.2581	1.2561	.9365	2.0857	1.1635
10.00	1.7657	.3457	1.3127	.1541	.6682	.1308	1.9871	.2333	1.1396	.7852	1.8857	1.0212
11.00	1.5121	.2929	1.2458	.1395	.5722	.1109	1.8858	.2112	1.0405	.6651	1.7072	.9016
12.00	1.3055	.2502	1.1830	.1264	.4940	.0947	1.7907	.1914	.9551	.5681	1.5476	.7999
13.00	1.1349	.2153	1.1240	.1147	.4295	.0815	1.7014	.1736	.8805	.4886	1.4047	.7125
14.00	.9925	.1863	1.0685	.1042	.3756	.0705	1.6175	.1578	.8148	.4228	1.2766	.6369
15.00	.8724	.1620	1.0164	.0948	.3301	.0613	1.5386	.1435	.7564	.3678	1.1617	.5711
16.00	.7703	.1416	.9674	.0864	.2915	.0536	1.4644	.1307	.7042	.3213	1.0584	.5135
17.00	.6828	.1242	.9212	.0788	.2584	.0470	1.3945	.1192	.6573	.2819	.9657	.4628
18.00	.6073	.1093	.8777	.0719	.2298	.0414	1.3286	.1089	.6148	.2481	.8821	.4181
19.00	.5419	.0965	.8366	.0658	.2051	.0365	1.2664	.0996	.5761	.2191	.8069	.3785
20.00	.4849	.0855	.7978	.0602	.1835	.0324	1.2077	.0912	.5409	.1940	.7391	.3434
21.00	.4350	.0759	.7611	.0552	.1646	.0287	1.1521	.0836	.5086	.1723	.6779	.3121
22.00	.3911	.0675	.7264	.0507	.1480	.0256	1.0996	.0768	.4789	.1533	.6225	.2842
23.00	.3524	.0602	.6936	.0466	.1334	.0228	1.0499	.0706	.4516	.1367	.5725	.2592
24.00	.3182	.0538	.6624	.0429	.1204	.0204	1.0027	.0650	.4263	.1221	.5272	.2368
30.00	.1780	.0283	.5063	.0269	.0674	.0107	.7663	.0407	.3081	.0642	.3305	.1423
36.00	.1038	.0155	.3906	.0177	.0393	.0059	.5913	.0267	.2286	.0353	.2171	.0900
42.00	.0623	.0088	.3036	.0121	.0236	.0033	.4596	.0183	.1728	.0199	.1487	.0595
48.00	.0383	.0051	.2375	.0086	.0145	.0019	.3595	.0130	.1324	.0115	.1056	.0410
54.00	.0239	.0030	.1867	.0063	.0090	.0011	.2825	.0095	.1024	.0068	.0773	.0291
60.00	.0151	.0018	.1474	.0047	.0057	.0007	.2231	.0071	.0799	.0041	.0579	.0213
66.00	.0096	.0011	.1168	.0036	.0036	.0004	.1768	.0054	.0628	.0024	.0441	.0159
72.00	.0062	.0007	.0929	.0028	.0024	.0002	.1406	.0042	.0496	.0015	.0341	.0121
78.00	.0040	.0004	.0741	.0022	.0015	.0002	.1121	.0033	.0393	.0009	.0267	.0094
84.00	.0026	.0003	.0593	.0017	.0010	.0001	.0897	.0026	.0313	.0006	.0210	.0073
90.00	.0017	.0002	.0475	.0014	.0007	.0001	.0720	.0021	.0250	.0004	.0167	.0057
96.00	.0011	.0001	.0382	.0011	.0004	.0000	.0579	.0016	.0201	.0002	.0133	.0045

TABLEAU 3.37

VARIATION DES CONCENTRATIONS DE SO2 ET SO4 ET DES DEPOTS DE SO2,SO4 ET S EN FONCTION DU TEMPS DEPUIS L'EMISSION

(VALEURS DES PARAMETRES CHOISIES POUR OBTENIR UN DEPOT HUMIDE MINIMAL(A LONGUE DISTANCE (T = 24H ET +)

A = 400. ZH = 10. L2 = .00001 L4 = .00005 K1 ET K2 = .002 VG12 = .0150 VG34 = .0048

ALH = .079BBM = .279GAMMA = .461DELTA = .020AM = .715CM = .337

TEMPS ECOULE	CONCENTRATIONS EN UG/M3-TGS				DEPOTS EN KG/HA-ANNEE-TGS							
	SO2	SO2	SO4	SO4	SO2 SEC		SO4 SEC		S SEC	SO2	SO4	S
HRES	SEC	HUMIDE	SEC	HUMIDE	EPISODE SEC	EPISODE HUMIDE	EPISODE SEC	EPISODE HUMIDE		HUMIDE	HUMIDE	HUMIDE
.25	431.4484	96.1425	.3512	.07572	040.9233	454.7923	.5317	.1146	1248.0733	55.9658	.2098	28.0529
.50	138.7002	30.6856	.2330	.0484	656.1076	145.1552	.3527	.0733	400.7734	26.1544	.1928	13.1415
.75	70.6737	15.5372	.1821	.0367	334.3149	73.4972	.2756	.0555	204.0164	16.5578	.1799	8.3389
1.00	44.2078	9.6644	.1543	.0302	209.1205	45.7166	.2336	.0458	127.5116	11.8869	.1694	5.9999
1.25	31.2568	6.7987	.1380	.0264	147.8573	32.1605	.2089	.0399	90.0919	9.1435	.1605	4.6252
1.50	23.9152	5.1778	.1278	.0239	113.1285	24.4933	.1935	.0362	68.8875	7.3453	.1527	3.7236
1.75	19.2710	4.1546	.1211	.0222	91.1596	19.6528	.1833	.0336	55.4785	6.0787	.1457	3.0879
2.00	16.0756	3.4519	.1162	.0209	76.0442	16.3289	.1759	.0316	46.2557	5.1401	.1393	2.6165
3.00	9.3284	1.9751	.1037	.0174	44.1272	9.3429	.1569	.0264	26.7962	3.0007	.1181	1.5397
4.00	6.2055	1.2977	.0943	.0150	29.3545	6.1385	.1427	.0227	17.8016	1.9753	.1013	1.0214
5.00	4.4108	.9117	.0860	.0129	20.8649	4.3128	.1301	.0196	12.6388	1.3881	.0874	.7232
6.00	3.2662	.6676	.0785	.0112	15.4506	3.1581	.1188	.0170	9.3496	1.0165	.0757	.5335
7.00	2.4878	.5030	.0717	.0097	11.7683	2.3793	.1086	.0148	7.1149	.7658	.0657	.4048
8.00	1.9344	.3869	.0656	.0085	9.1505	1.8301	.0993	.0128	5.5277	.5890	.0572	.3136
9.00	1.5280	.3024	.0601	.0074	7.2281	1.4302	.0909	.0112	4.3632	.4603	.0498	.2468
10.00	1.2221	.2393	.0551	.0065	5.7811	1.1318	.0833	.0098	3.4875	.3643	.0435	.1966
11.00	.9874	.1913	.0505	.0057	4.6706	.9048	.0764	.0086	2.8160	.2912	.0381	.1583
12.00	.8044	.1542	.0464	.0050	3.8050	.7293	.0702	.0075	2.2931	.2347	.0333	.1285
13.00	.6599	.1252	.0426	.0044	3.1216	.5921	.0645	.0066	1.8805	.1906	.0293	.1050
14.00	.5446	.1022	.0392	.0038	2.5763	.4835	.0594	.0058	1.5516	.1556	.0257	.0864
15.00	.4518	.0839	.0361	.0034	2.1372	.3969	.0546	.0051	1.2870	.1278	.0226	.0714
16.00	.3765	.0692	.0333	.0030	1.7809	.3273	.0504	.0045	1.0724	.1054	.0200	.0593
17.00	.3150	.0573	.0307	.0026	1.4899	.2710	.0464	.0040	.8972	.0872	.0176	.0495
18.00	.2644	.0476	.0283	.0023	1.2508	.2251	.0429	.0035	.7534	.0725	.0156	.0414
19.00	.2227	.0397	.0261	.0021	1.0533	.1876	.0396	.0031	.6347	.0604	.0138	.0348
20.00	.1880	.0332	.0242	.0018	.8895	.1568	.0366	.0028	.5363	.0505	.0123	.0293
21.00	.1592	.0278	.0224	.0016	.7531	.1314	.0338	.0025	.4544	.0423	.0109	.0248
22.00	.1351	.0233	.0207	.0014	.6391	.1104	.0313	.0022	.3859	.0355	.0097	.0210
23.00	.1149	.0196	.0192	.0013	.5435	.0929	.0290	.0020	.3285	.0299	.0087	.0178
24.00	.0979	.0166	.0178	.0012	.4631	.0783	.0269	.0017	.2802	.0252	.0077	.0152
30.00	.0387	.0062	.0114	.0006	.1831	.0291	.0172	.0009	.1121	.0094	.0041	.0060
36.00	.0160	.0024	.0074	.0003	.0755	.0113	.0113	.0005	.0473	.0036	.0023	.0026
42.00	.0068	.0010	.0049	.0002	.0320	.0045	.0075	.0003	.0209	.0015	.0013	.0012
48.00	.0029	.0004	.0033	.0001	.0139	.0018	.0050	.0002	.0096	.0006	.0008	.0006
54.00	.0013	.0002	.0023	.0001	.0061	.0008	.0034	.0001	.0046	.0002	.0005	.0003
60.00	.0006	.0001	.0016	.0000	.0027	.0003	.0024	.0001	.0023	.0001	.0003	.0002
66.00	.0003	.0000	.0011	.0000	.0012	.0001	.0016	.0001	.0012	.0000	.0002	.0001
72.00	.0001	.0000	.0008	.0000	.0006	.0001	.0011	.0000	.0007	.0000	.0002	.0001
78.00	.0001	.0000	.0005	.0000	.0003	.0000	.0008	.0000	.0004	.0000	.0001	.0000
84.00	.0000	.0000	.0004	.0000	.0001	.0000	.0006	.0000	.0003	.0000	.0001	.0000
90.00	.0000	.0000	.0003	.0000	.0001	.0000	.0004	.0000	.0002	.0000	.0001	.0000
96.00	.0000	.0000	.0002	.0000	.0000	.0000	.0003	.0000	.0001	.0000	.0000	.0000

TABLEAU 3.38

VARIATION DES CONCENTRATIONS DE SO2 ET SO4 ET DES DEPOTS
DE SO2,SO4 ET S EN FONCTION DU TEMPS DEPUIS L'EMISSION
(VALEURS DES PARAMETRES CHOISIES POUR OBTENIR UN DEPOT HUMIDE MAXIMAL(A LONGUE DISTANCE (T = 24H ET +)
A = 1600. ZH = 500. L2 = .00010 L4 = .00030 K1 ET K2 = .050 VG12 = .0012 VG34 = .0005
ALM = .693BBM = .150GAMMA = .549DELTA = .038AM = .344CM = .335

TEMPS	CONCENTRATIONS EN UG/M3-TGS				DEPOTS EN KG/HA-ANNEE-TGS							
					SO2 SEC		SO4 SEC					
ECOULE	SO2	SO2	SO4	SO4					S SEC	SO2	SO4	S
HRES	SEC	HUMIDE	SEC	HUMIDE	EPISODE SEC	EPISODE HUMIDE	EPISODE SEC	EPISODE HUMIDE		HUMIDE	HUMIDE	HUMIDE
.25	.4272	.1876	.0079	.0029	.1617	.0710	.0012	.0005	.1169	1035.8896	49.2694	534.3679
.50	4.7711	1.9358	.1805	.0528	1.8055	.7325	.0285	.0083	1.2813	471.1440	38.3951	248.3704
.75	8.0937	3.0533	.4597	.1087	3.0629	1.1555	.0725	.0171	2.1391	286.9543	30.4813	153.6376
1.00	9.1765	3.2354	.6950	.1357	3.4727	1.2244	.1096	.0214	2.3922	197.3695	24.6561	104.9035
1.25	9.0871	3.0077	.8600	.1413	3.4389	1.1382	.1356	.0223	2.3412	145.3001	20.3163	79.4222
1.50	8.5171	2.6567	.9669	.1362	3.2231	1.0054	.1525	.0215	2.1722	111.7717	17.0411	61.5662
1.75	7.7917	2.2983	1.0320	.1268	2.9486	.8698	.1627	.0200	1.9701	88.6876	14.5351	49.1888
2.00	7.0527	1.9731	1.0679	.1162	2.6690	.7467	.1684	.0183	1.7701	72.0233	12.5896	40.2082
3.00	4.6657	1.0820	1.0660	.0804	1.7657	.4095	.1681	.0127	1.1478	36.4189	8.0112	20.8798
4.00	3.1885	.6308	.9835	.0582	1.2066	.2387	.1551	.0092	.7774	21.3088	5.8090	12.5907
5.00	2.2692	.3911	.8900	.0442	.8587	.1480	.1403	.0070	.5525	13.5922	4.5320	8.3068
6.00	1.6715	.2551	.8028	.0349	.6325	.0965	.1266	.0055	.4086	9.1931	3.7010	5.8302
7.00	1.2662	.1734	.7254	.0284	.4792	.0656	.1144	.0045	.3120	6.4924	3.1231	4.2872
8.00	.9816	.1221	.6579	.0237	.3715	.0462	.1037	.0037	.2447	4.7425	2.7039	3.2725
9.00	.7758	.0885	.5991	.0202	.2936	.0335	.0945	.0032	.1961	3.5606	2.3893	2.5767
10.00	.6232	.0658	.5478	.0176	.2358	.0249	.0864	.0028	.1601	2.7353	2.1460	2.0830
11.00	.5077	.0501	.5030	.0156	.1921	.0189	.0793	.0025	.1328	2.1428	1.9524	1.7222
12.00	.4186	.0388	.4635	.0139	.1584	.0147	.0731	.0022	.1116	1.7073	1.7941	1.4517
13.00	.3488	.0307	.4287	.0126	.1320	.0116	.0676	.0020	.0950	1.3804	1.6613	1.2440
14.00	.2933	.0246	.3977	.0115	.1110	.0093	.0627	.0018	.0817	1.1307	1.5473	1.0811
15.00	.2487	.0200	.3700	.0106	.0941	.0076	.0583	.0017	.0708	.9366	1.4477	.9509
16.00	.2124	.0164	.3452	.0098	.0804	.0062	.0544	.0015	.0620	.7837	1.3591	.8449
17.00	.1825	.0137	.3227	.0091	.0691	.0052	.0509	.0014	.0546	.6615	1.2793	.7572
18.00	.1578	.0115	.3024	.0084	.0597	.0043	.0477	.0013	.0484	.5628	1.2066	.6836
19.00	.1370	.0097	.2839	.0079	.0519	.0037	.0448	.0012	.0431	.4821	1.1399	.6210
20.00	.1196	.0083	.2669	.0074	.0453	.0031	.0421	.0012	.0386	.4155	1.0782	.5671
21.00	.1048	.0071	.2514	.0069	.0396	.0027	.0396	.0011	.0347	.3600	1.0209	.5203
22.00	.0921	.0062	.2371	.0065	.0349	.0023	.0374	.0010	.0314	.3134	.9674	.4792
23.00	.0813	.0053	.2238	.0061	.0308	.0020	.0353	.0010	.0285	.2740	.9173	.4428
24.00	.0719	.0047	.2116	.0058	.0272	.0018	.0334	.0009	.0259	.2405	.8704	.4104
30.00	.0362	.0022	.1536	.0042	.0137	.0008	.0242	.0007	.0156	.1168	.6403	.2719
36.00	.0193	.0011	.1139	.0031	.0073	.0004	.0180	.0005	.0100	.0608	.4760	.1891
42.00	.0107	.0006	.0855	.0023	.0041	.0002	.0135	.0004	.0068	.0330	.3567	.1354
48.00	.0061	.0003	.0649	.0017	.0023	.0001	.0102	.0003	.0047	.0184	.2693	.0990
54.00	.0035	.0002	.0496	.0013	.0013	.0001	.0078	.0002	.0034	.0105	.2048	.0735
60.00	.0021	.0001	.0382	.0010	.0008	.0000	.0060	.0002	.0025	.0060	.1567	.0553
66.00	.0012	.0001	.0296	.0008	.0005	.0000	.0047	.0001	.0018	.0035	.1207	.0420
72.00	.0007	.0000	.0230	.0006	.0003	.0000	.0036	.0001	.0014	.0021	.0935	.0322
78.00	.0004	.0000	.0180	.0005	.0002	.0000	.0028	.0001	.0011	.0012	.0728	.0249
84.00	.0003	.0000	.0142	.0004	.0001	.0000	.0022	.0001	.0008	.0007	.0570	.0194
90.00	.0002	.0000	.0112	.0003	.0001	.0000	.0018	.0000	.0006	.0005	.0448	.0152
96.00	.0001	.0000	.0089	.0002	.0000	.0000	.0014	.0000	.0005	.0003	.0354	.0119

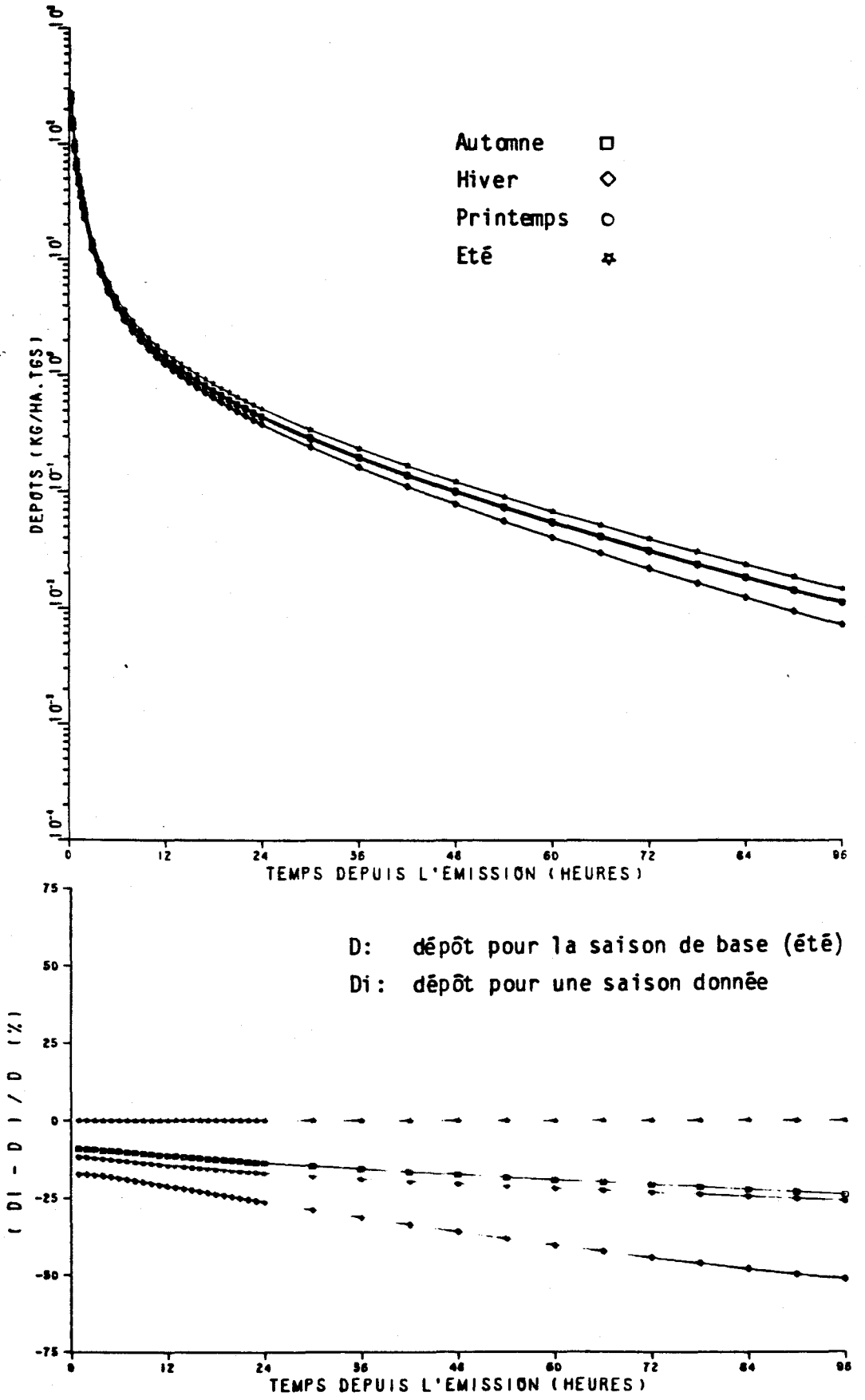

Figure 3.1 Effet de la variation saisonnière des épisodes secs et humides sur les dépôts de SO_2 sec pendant les épisodes secs.

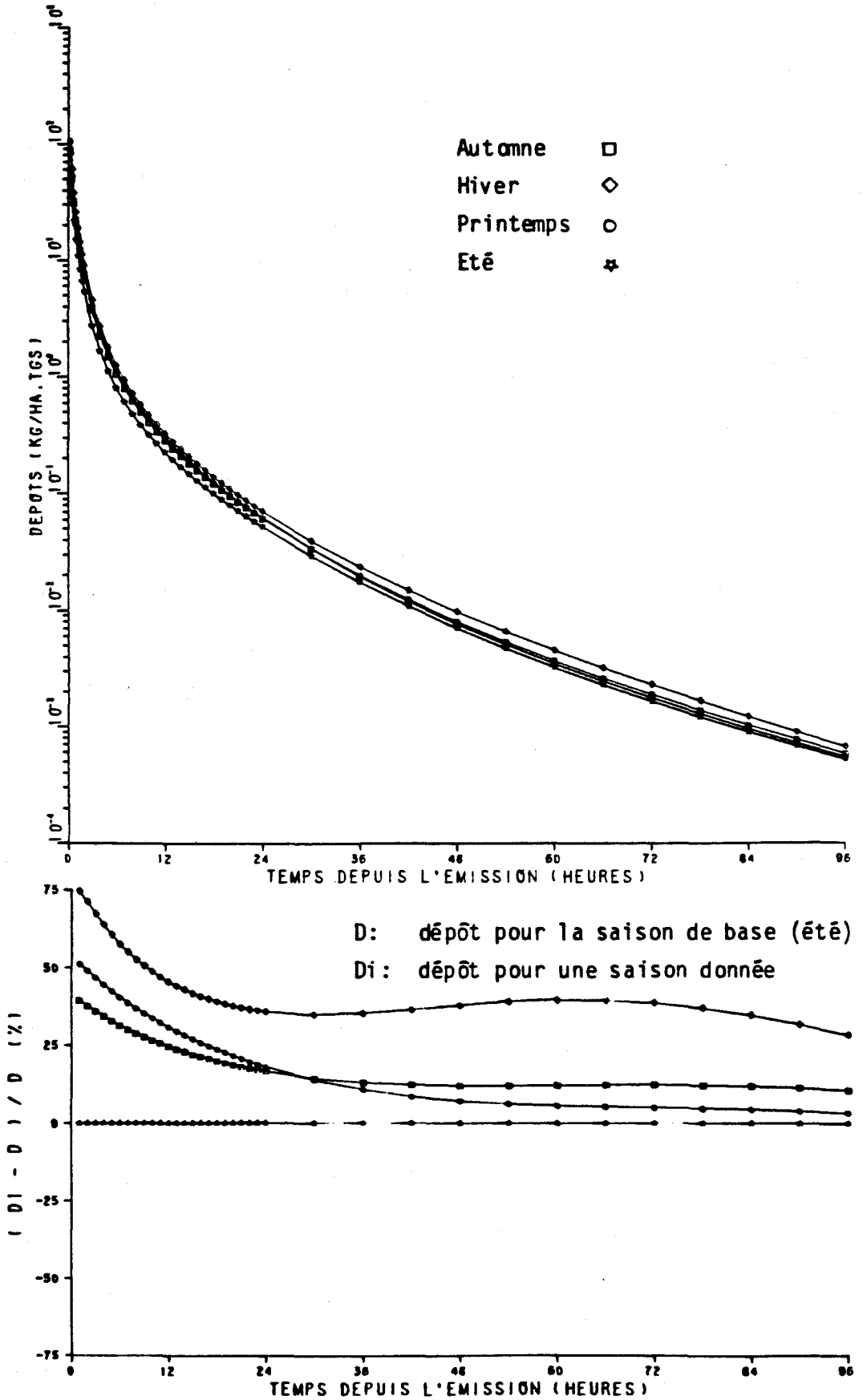

Figure 3.2 Effet de la variation saisonnière des épisodes secs et humides sur les dépôts de SO_2 sec pendant les épisodes humides.

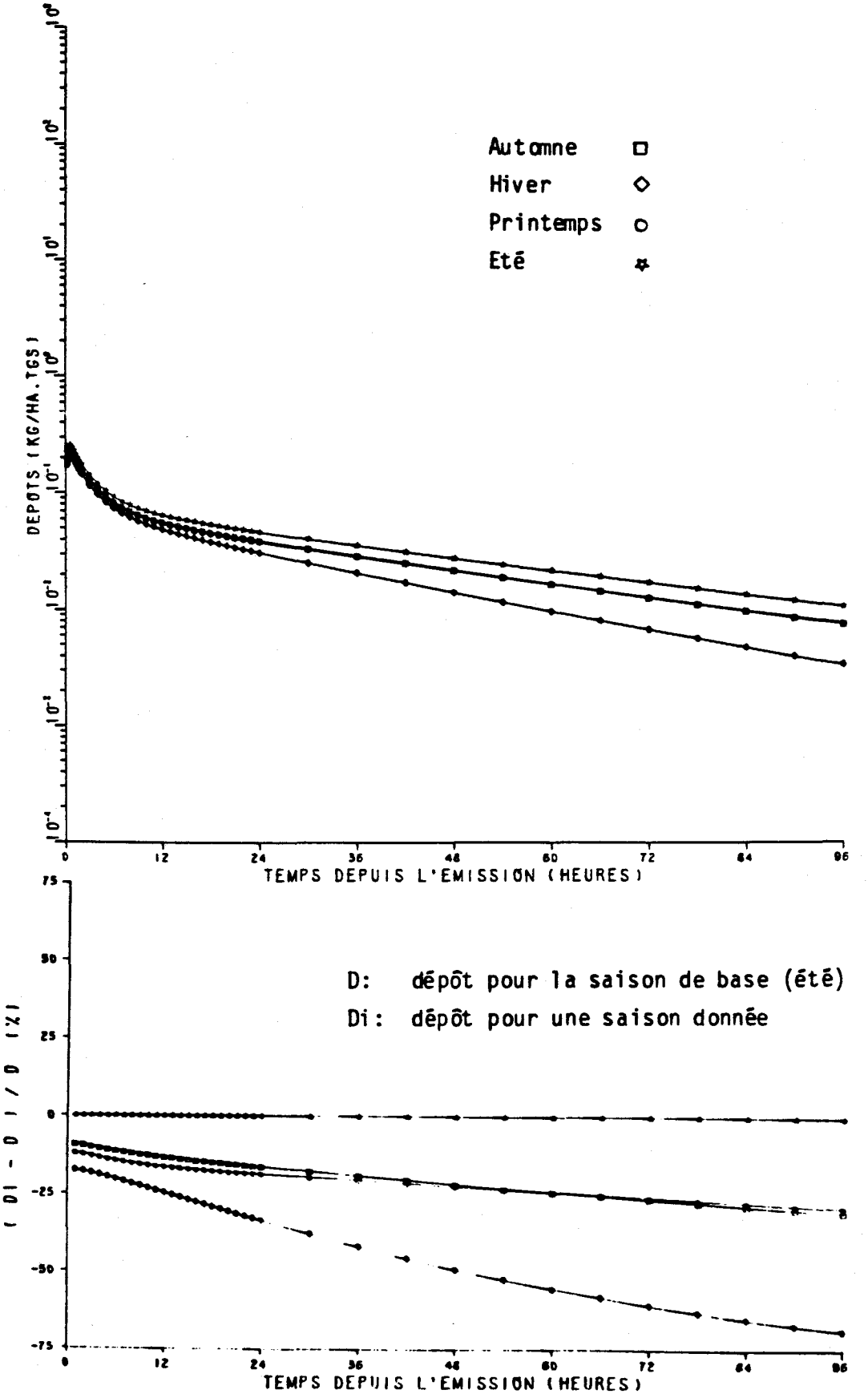

Figure 3.3 Effet de la variation saisonnière des épisodes secs et humides sur les dépôts de SO_4 sec pendant les épisodes secs.

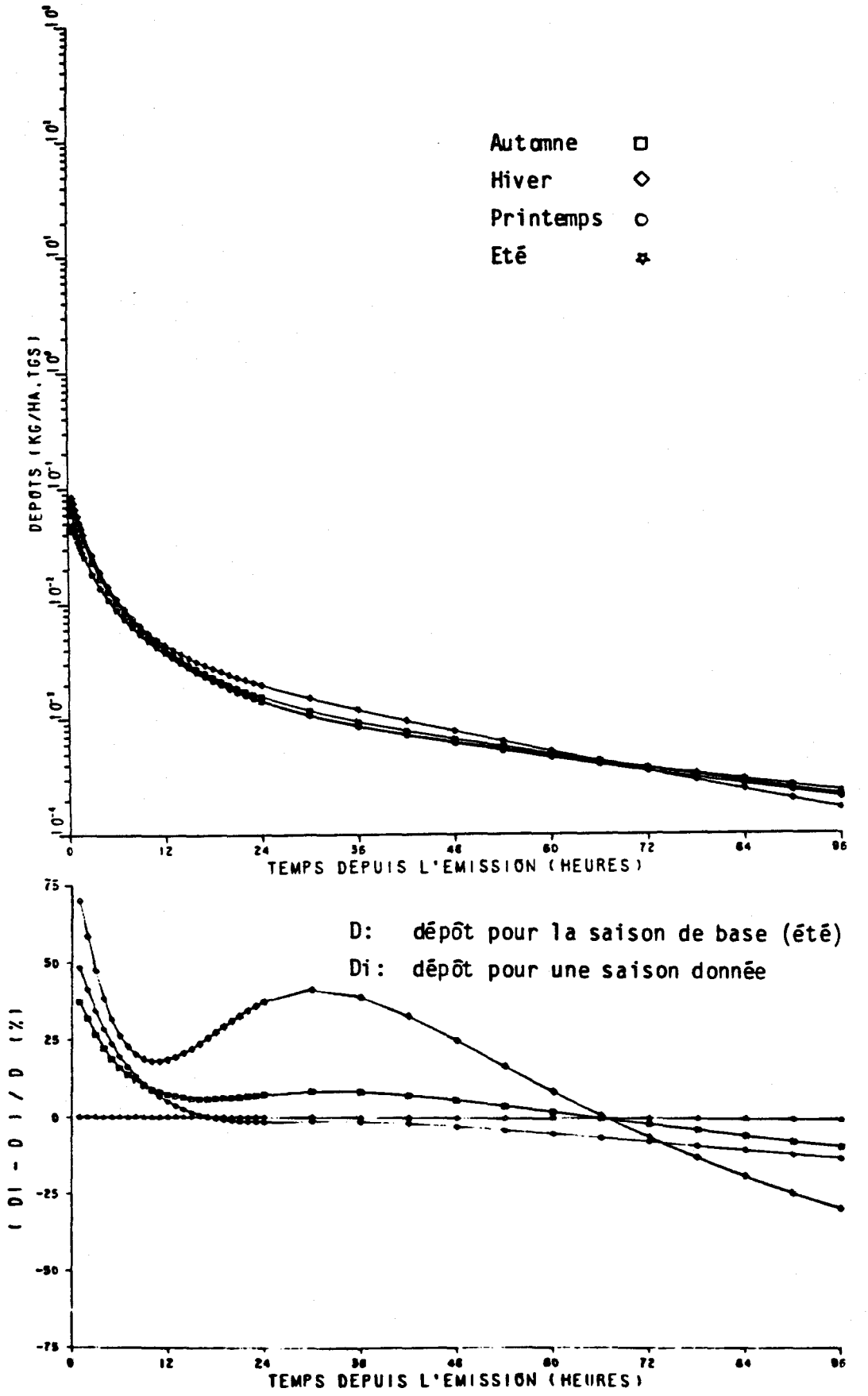

Figure 3.4 Effet de la variation saisonnière des épisodes secs et humides sur les dépôts de SO_4 sec pendant les épisodes humides.

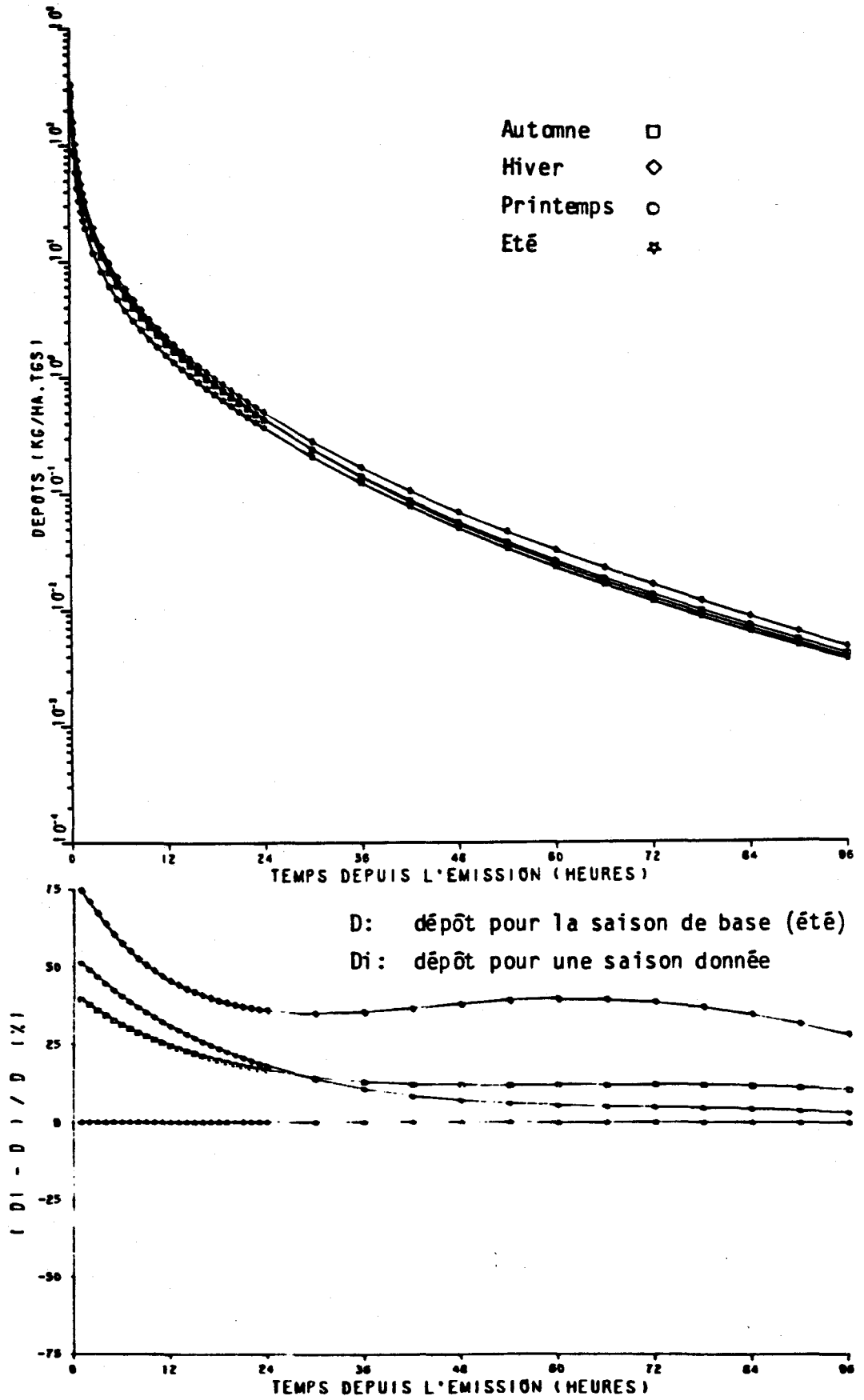

Figure 3.5 Effet de la variation saisonnière des épisodes secs et humides sur les dépôts de SO_2 humide.

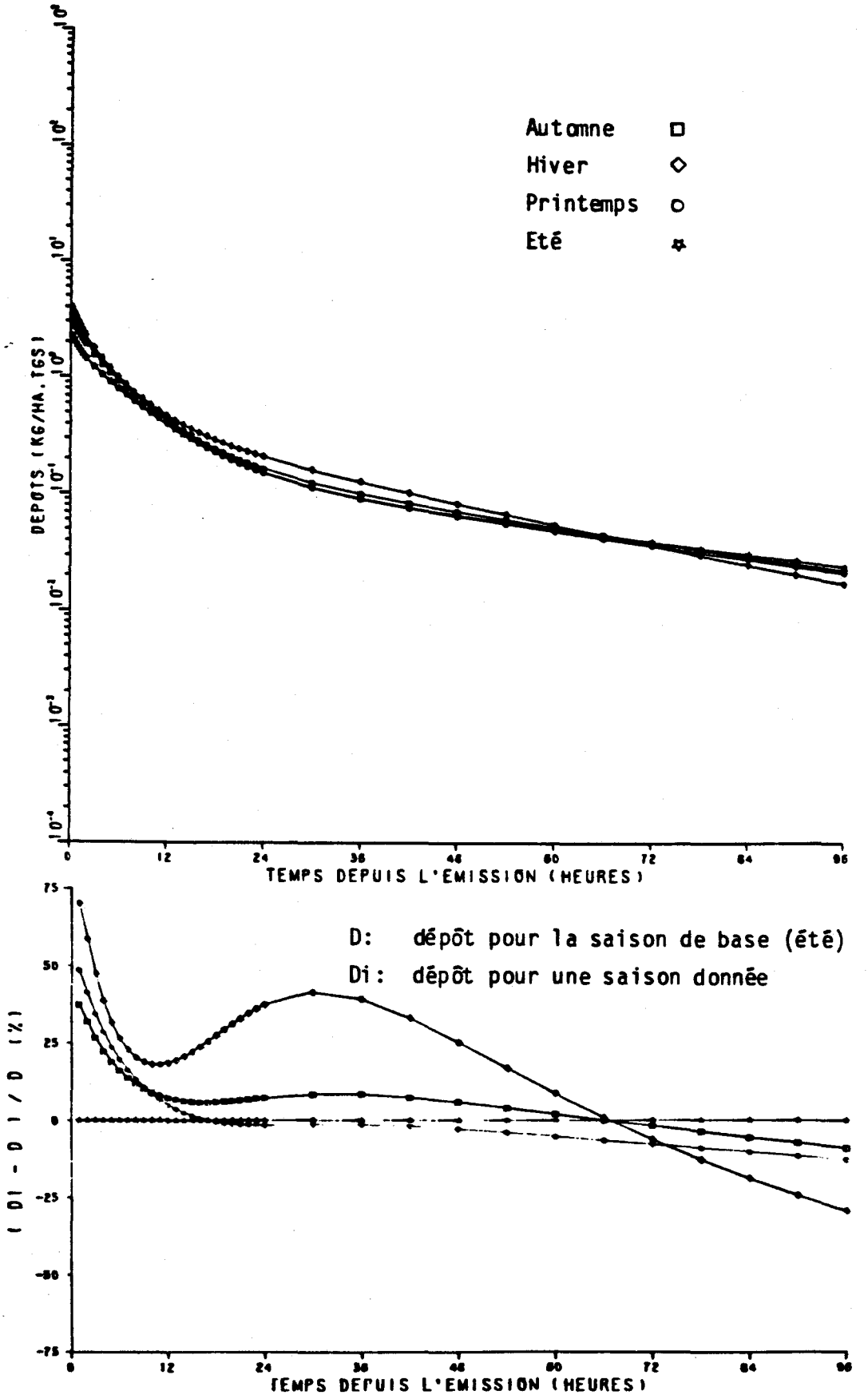

Figure 3.6 Effet de la variation saisonnière des épisodes secs et humides sur les dépôts de SO_4 humide.

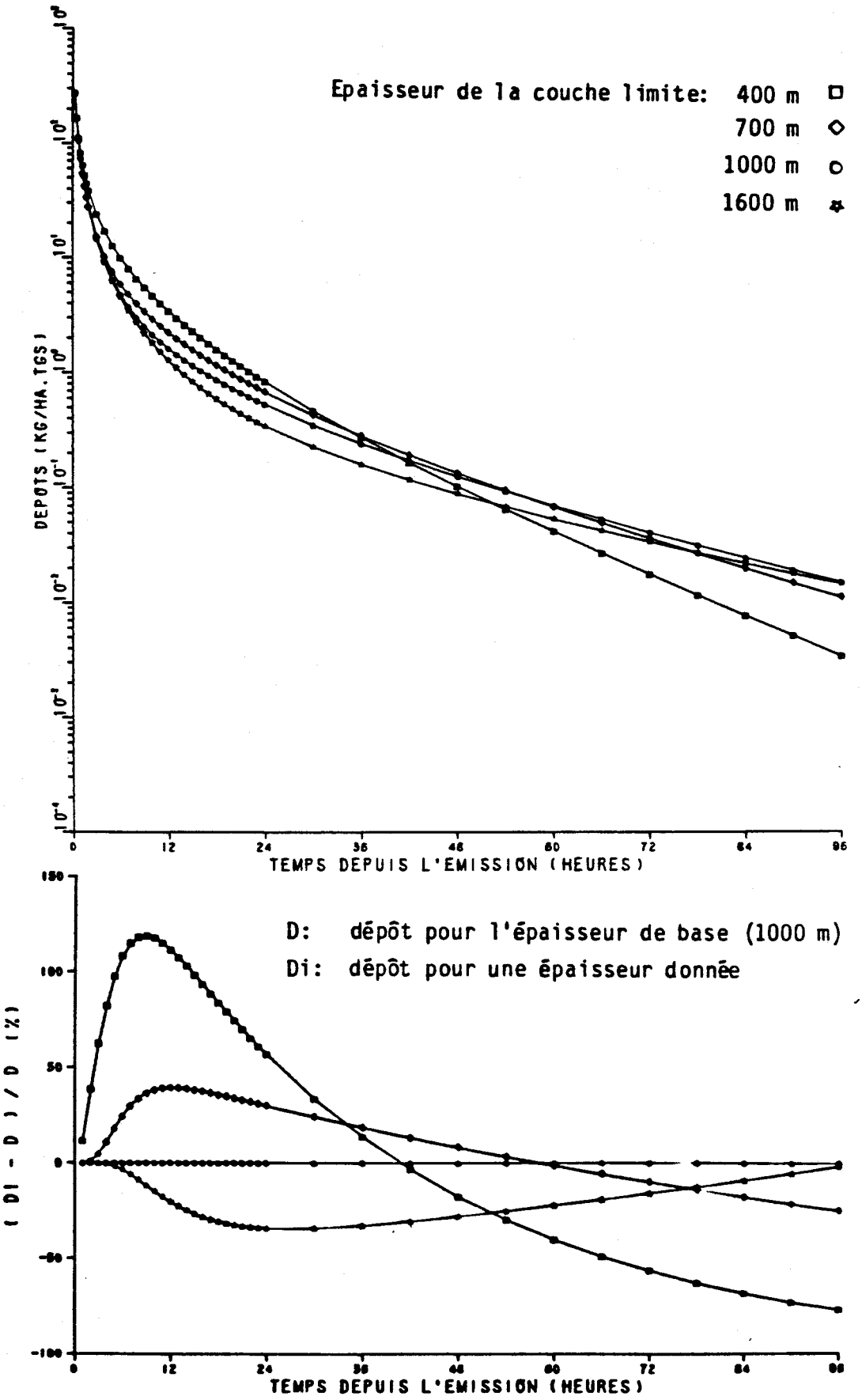

Figure 3.7 Effet de la variation de l'épaisseur de la couche limite sur les dépôts de SO_2 sec pendant les épisodes secs.

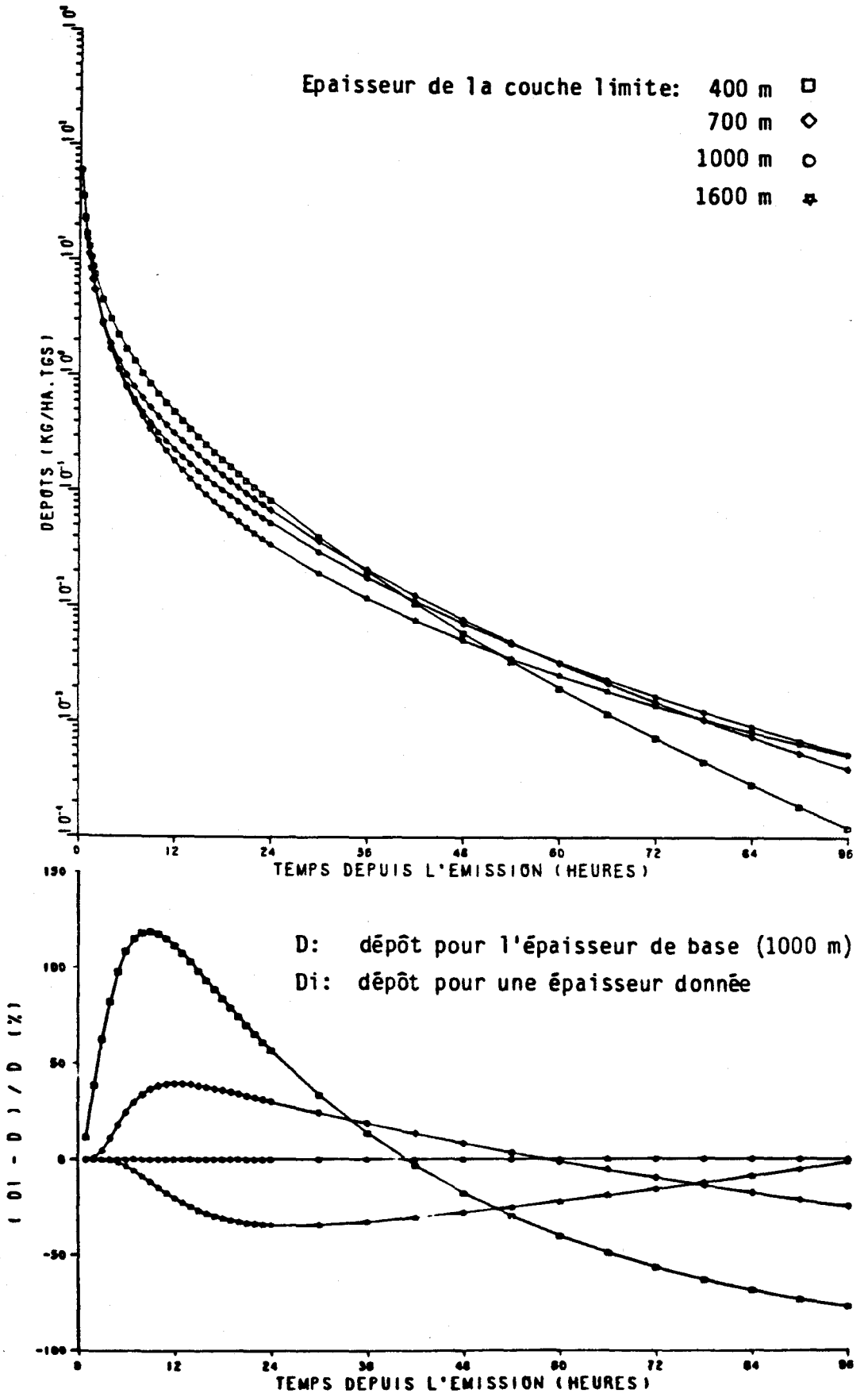

Figure 3.8 Effet de la variation de l'épaisseur de la couche limite sur les dépôts de SO_2 sec pendant les épisodes humides.

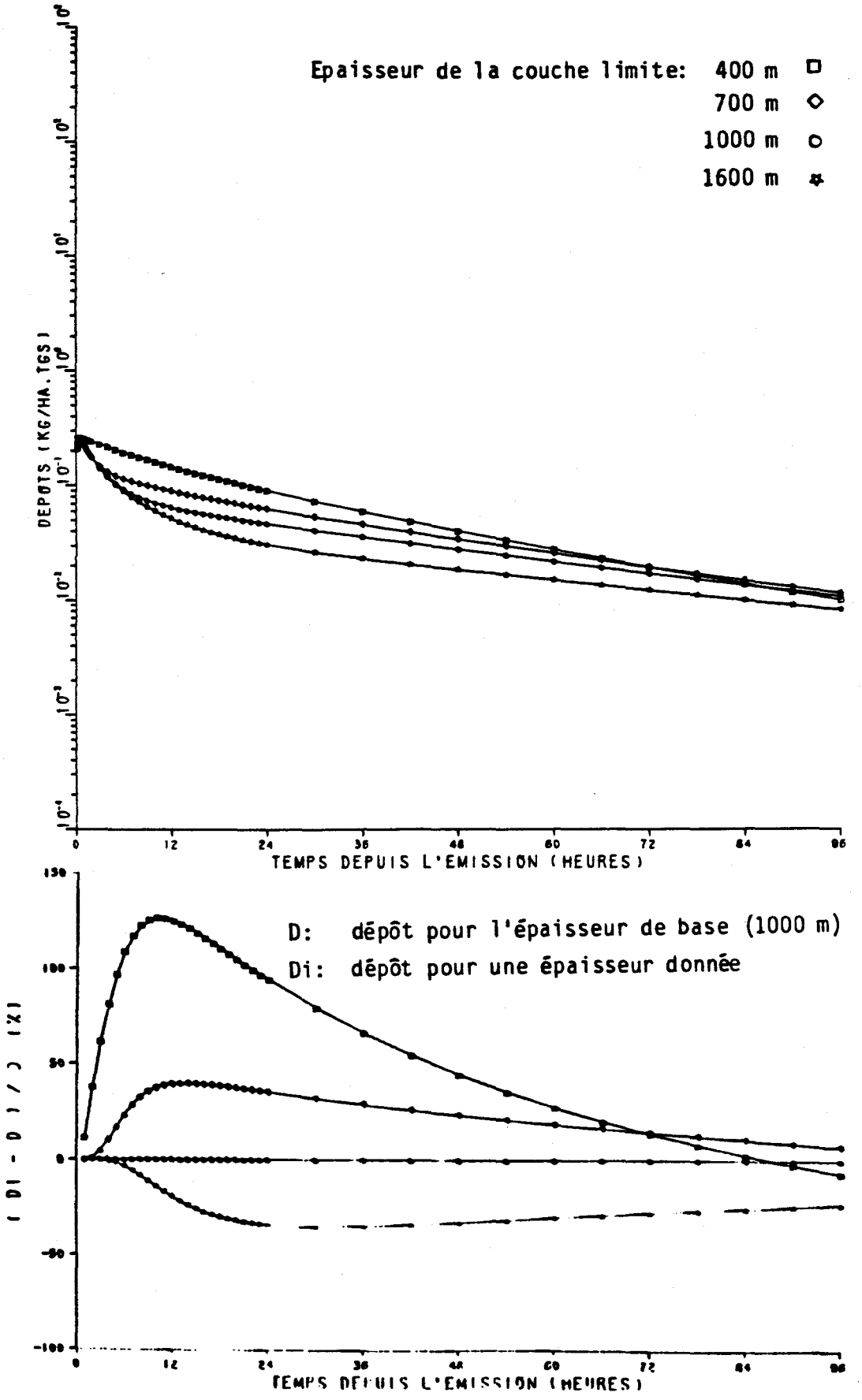

Figure 3.9 Effet de la variation de l'épaisseur de la couche limite sur les dépôts de SO_4 sec pendant les épisodes secs.

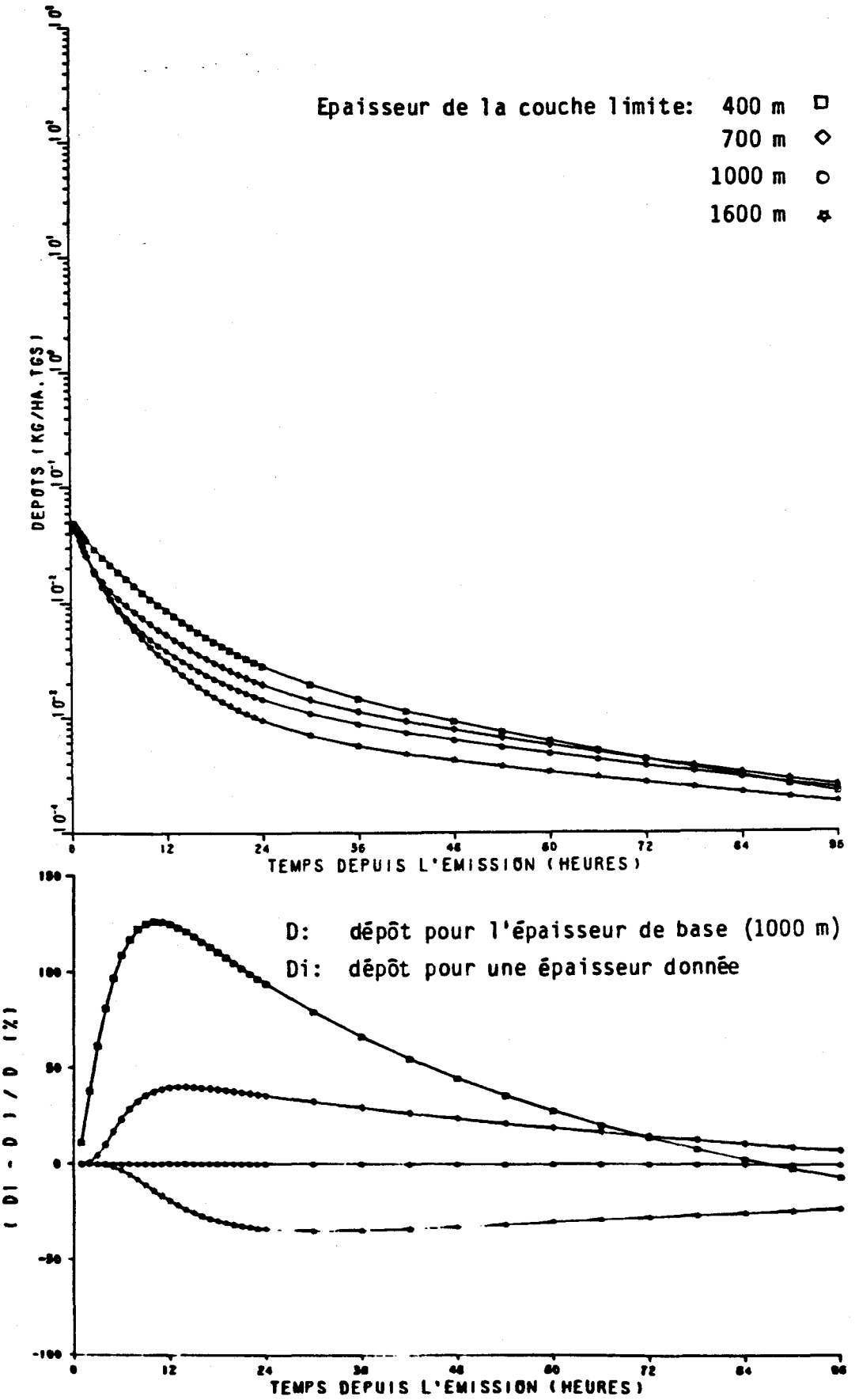

Figure 3.10 Effet de la variation de l'épaisseur de la couche limite sur les dépôts de SO_4 sec pendant les épisodes humides.

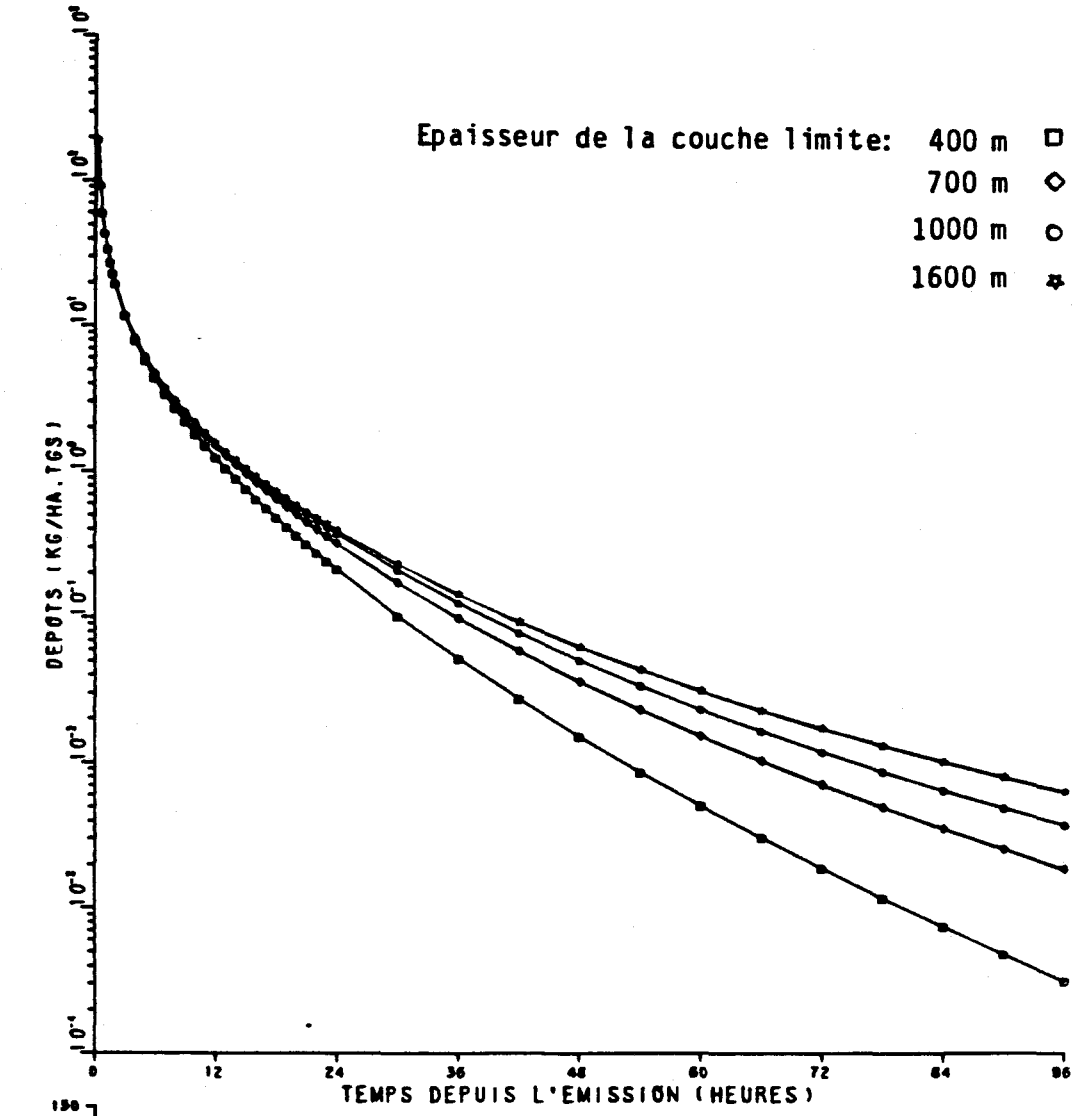

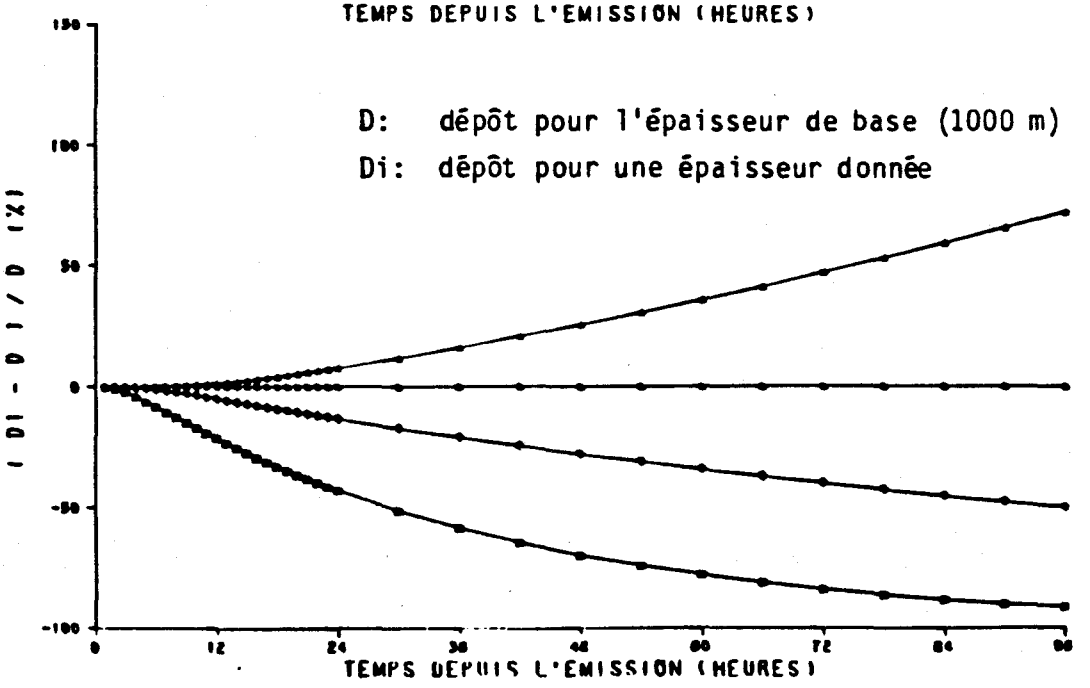

Figure 3.11 Effet de la variation de l'épaisseur de la couche limite sur les dépôts de SO_2 humide.

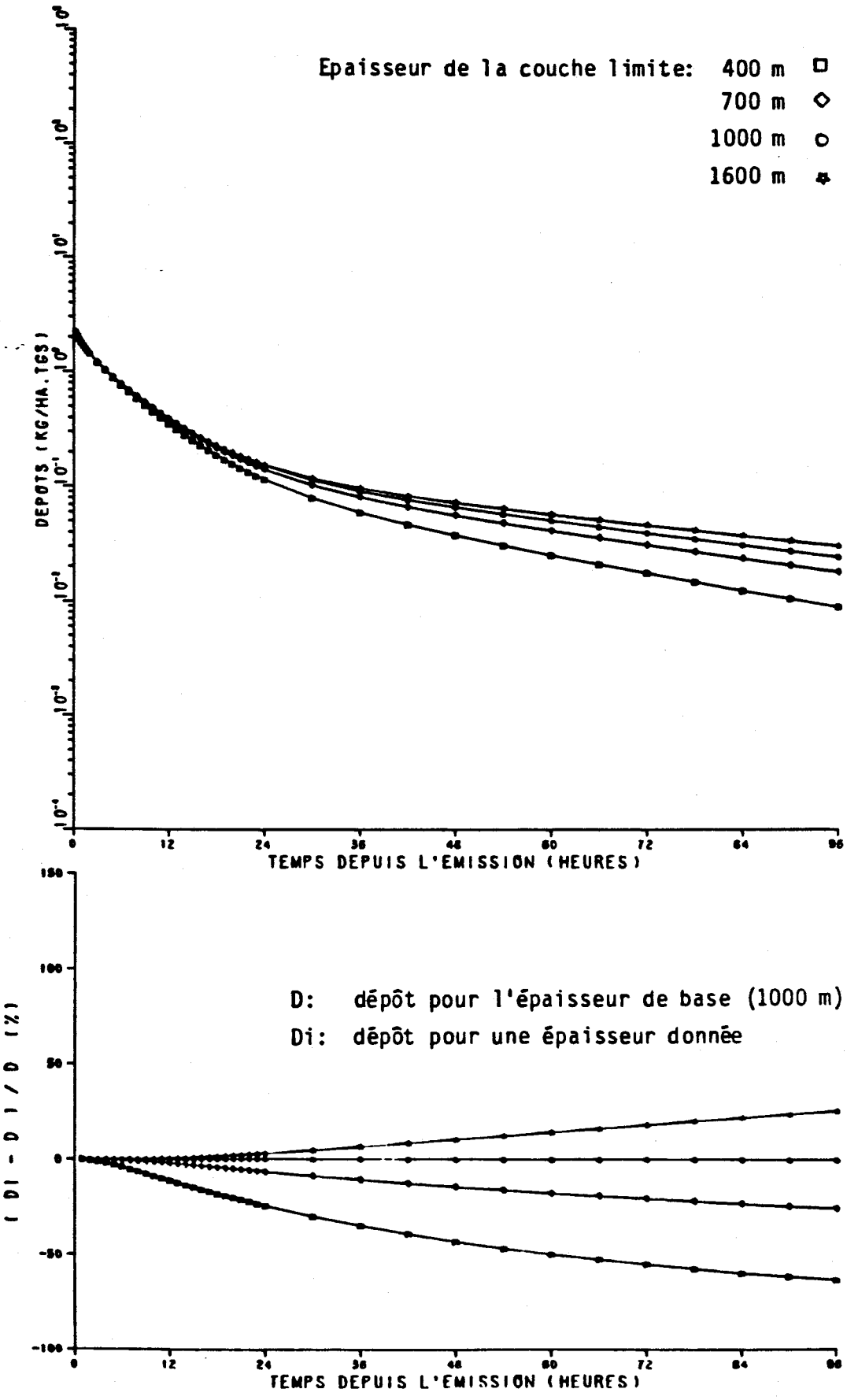

Figure 3.12 Effet de la variation de l'épaisseur de la couche limite sur les dépôts de SO_4 humide.

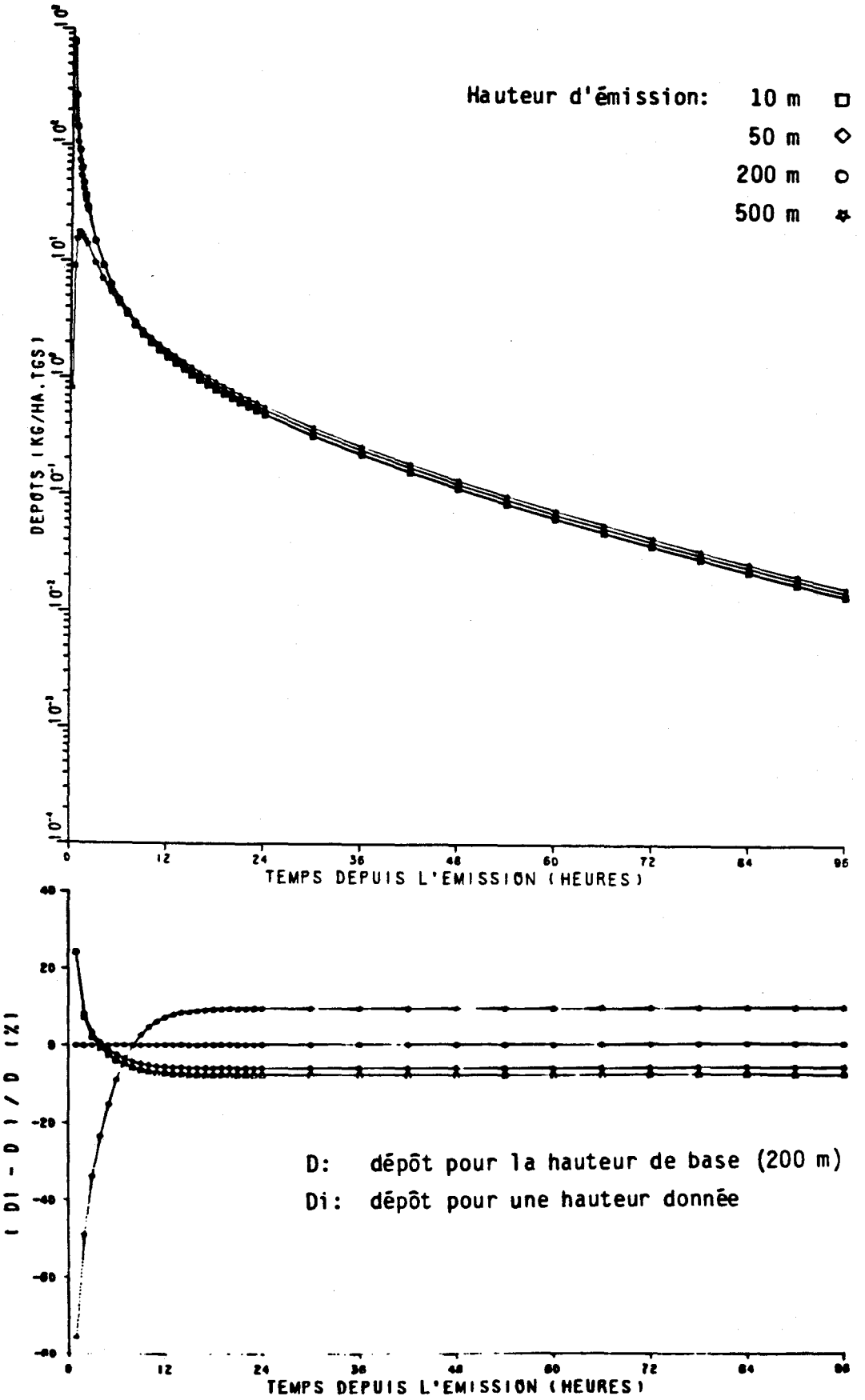

Figure 3.13 Effet de la variation de la hauteur d'émission sur les dépôts de SO_2 sec pendant les épisodes secs.

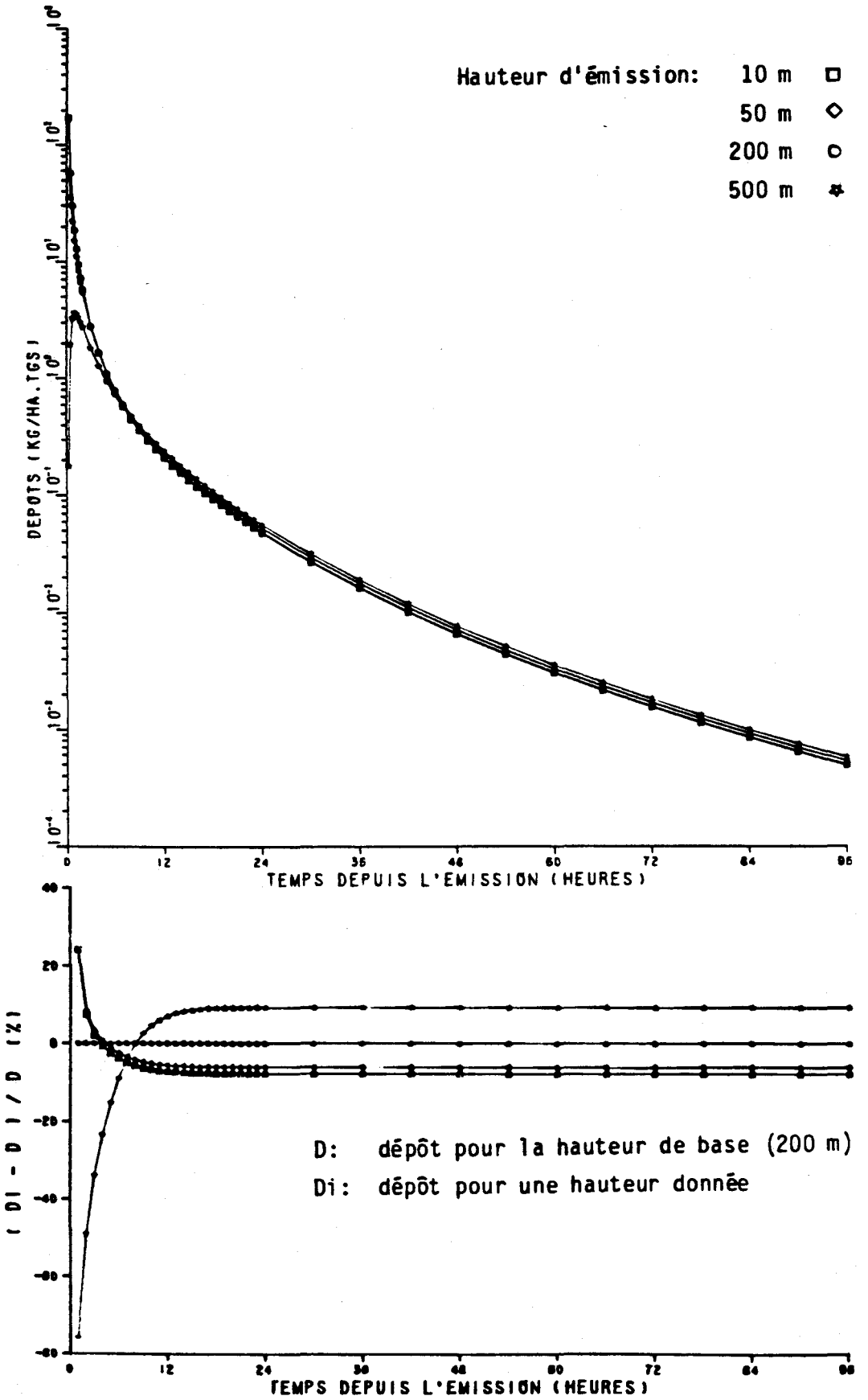

Figure 3.14 Effet de la variation de la hauteur d'émission sur les dépôts de SO_2 sec pendant les épisodes humides.

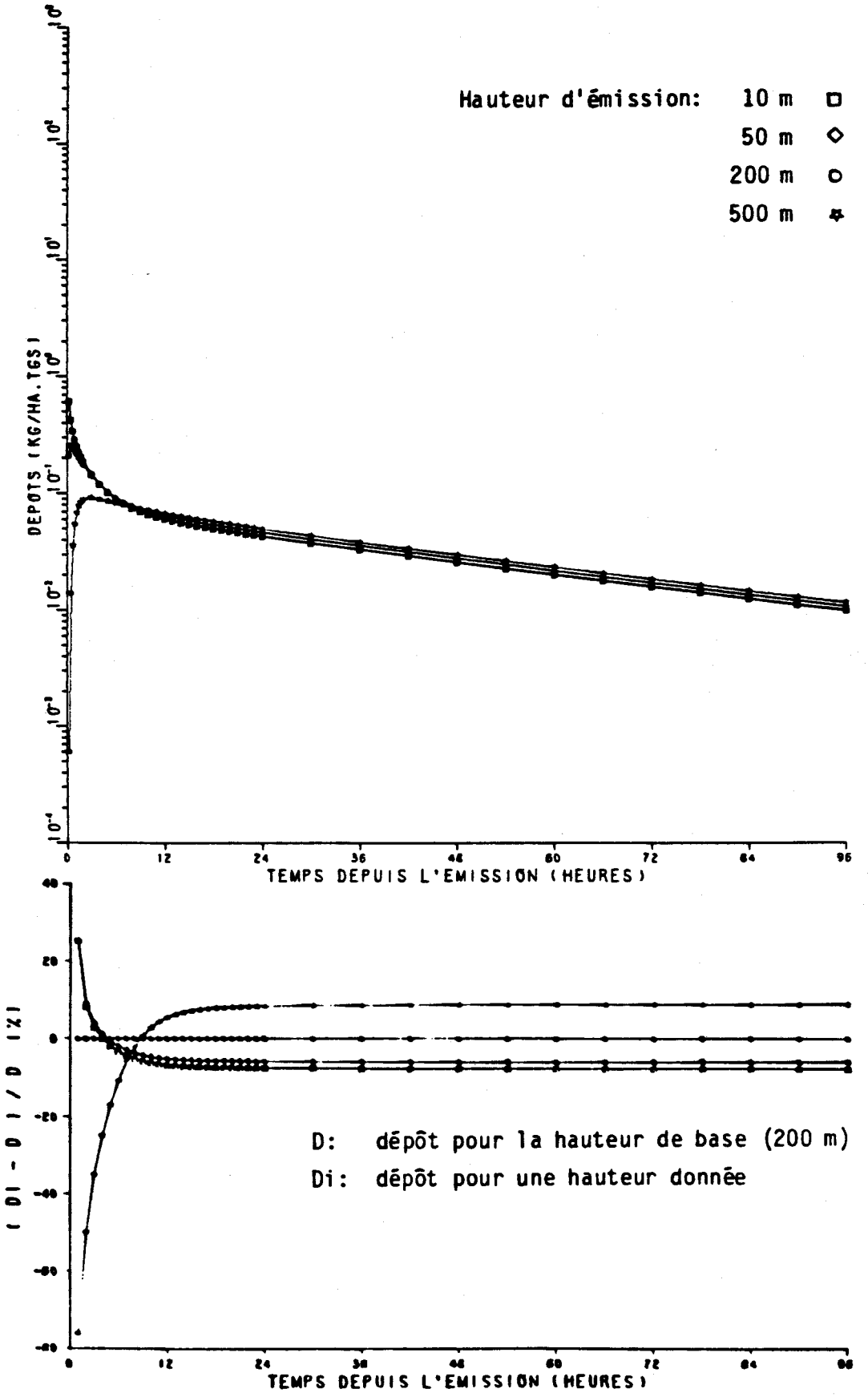

Figure 3.15 Effet de la variation de la hauteur d'émission sur les dépôts de SO_4 sec pendant les épisodes secs.

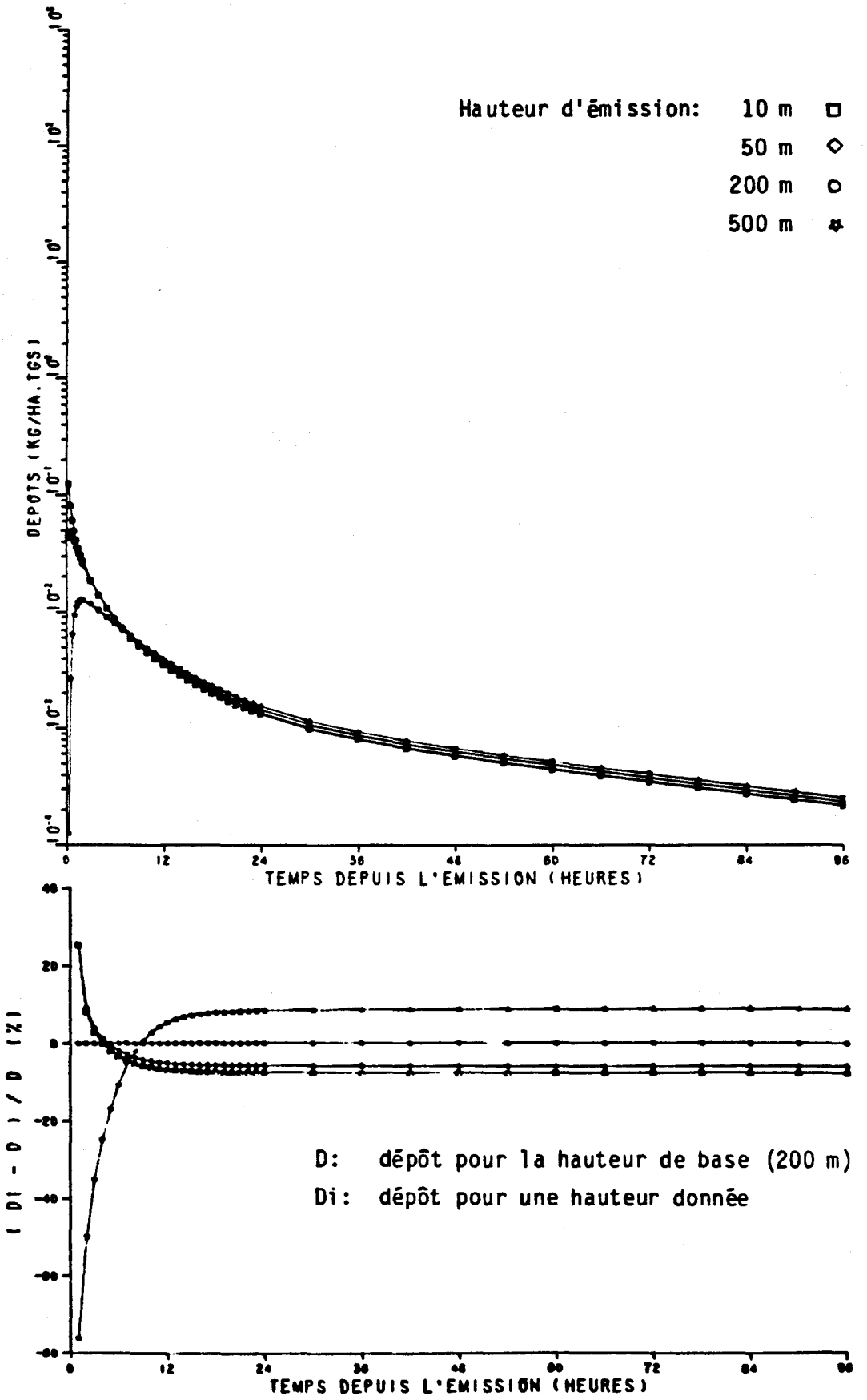

Figure 3.16 Effet de la variation de la hauteur d'émission sur les dépôts de SO_4 sec pendant les épisodes humides.

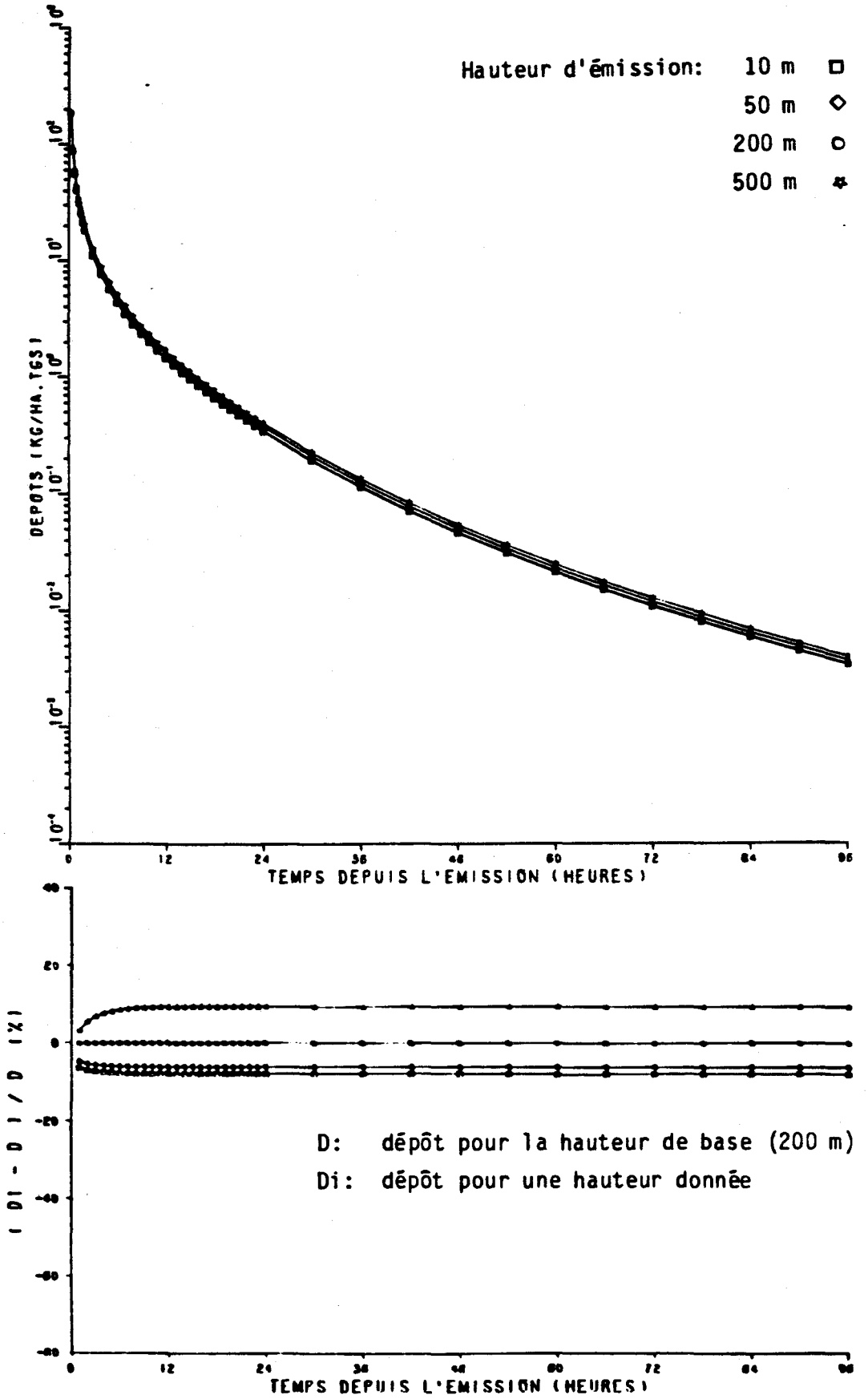

Figure 3.17 Effet de la variation de la hauteur d'émission sur les dépôts de SO_2 humide.

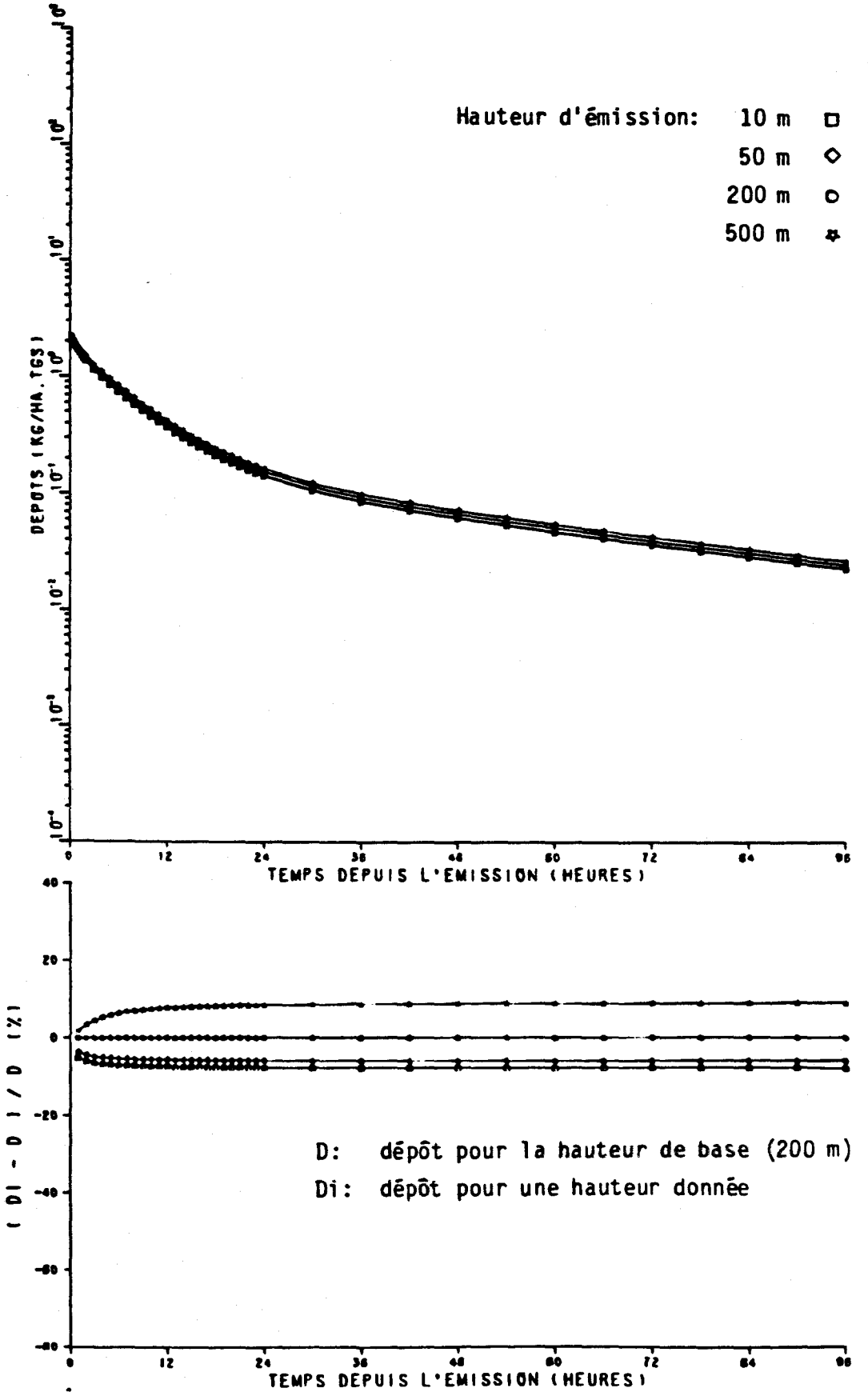

Figure 3.18 Effet de la variation de la hauteur d'émission sur les dépôts de SO_4 humide.

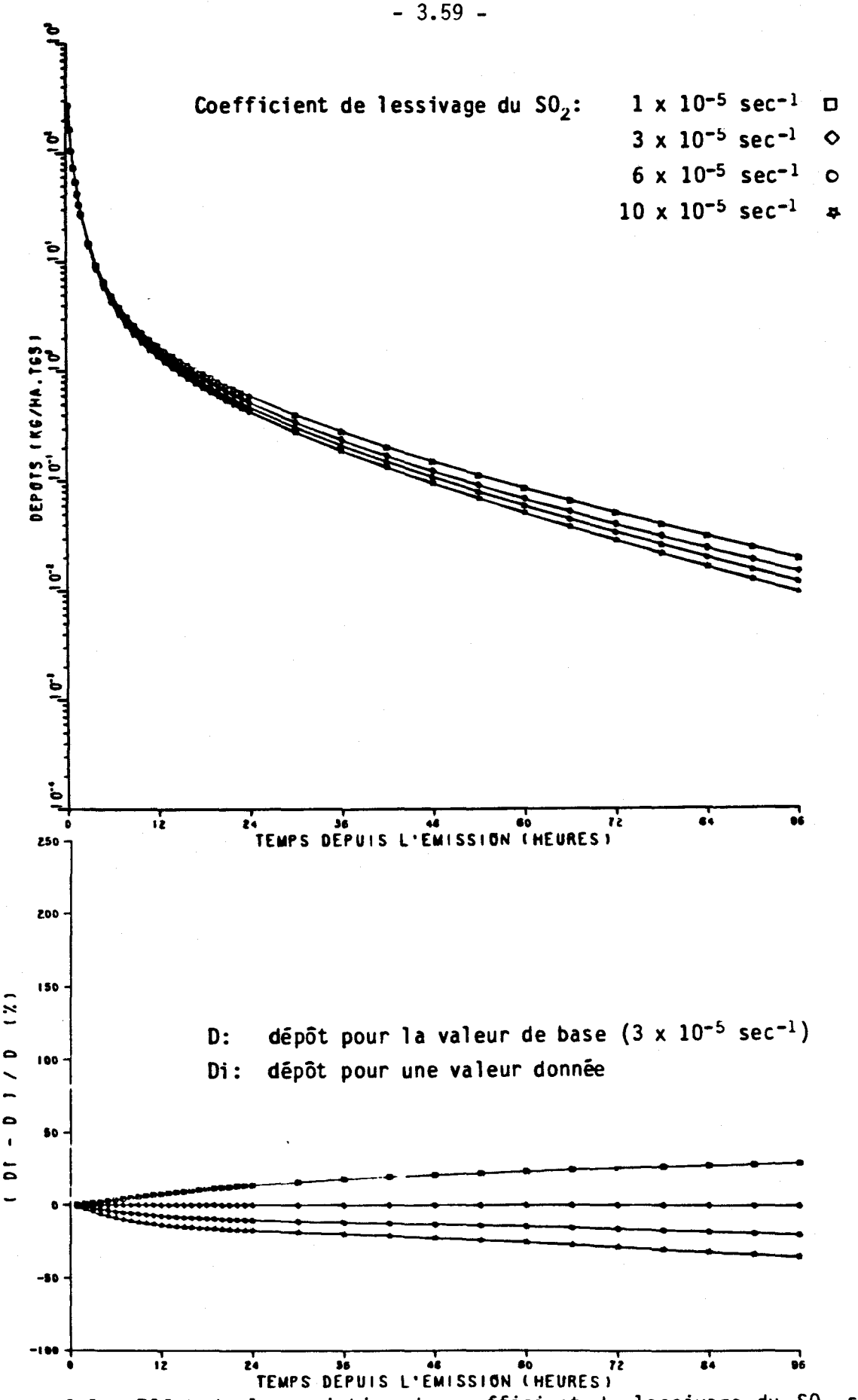

Figure 3.19 Effet de la variation du coefficient de lessivage du SO_2 sur les dépôts de SO_2 sec pendant les épisodes secs.

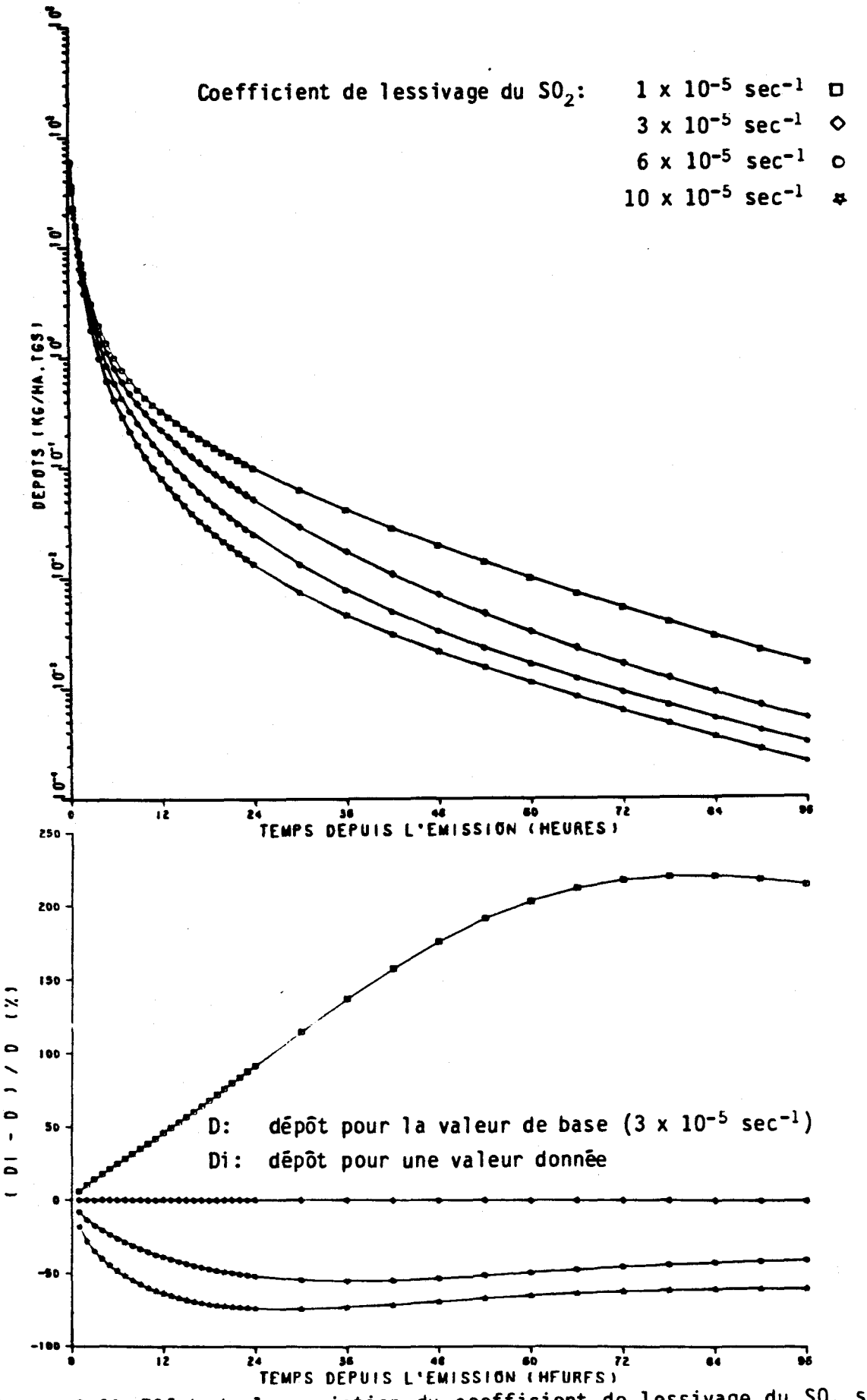

Figure 3.20 Effet de la variation du coefficient de lessivage du SO_2 sur sur les dépôts de SO_2 sec pendant les épisodes humides.

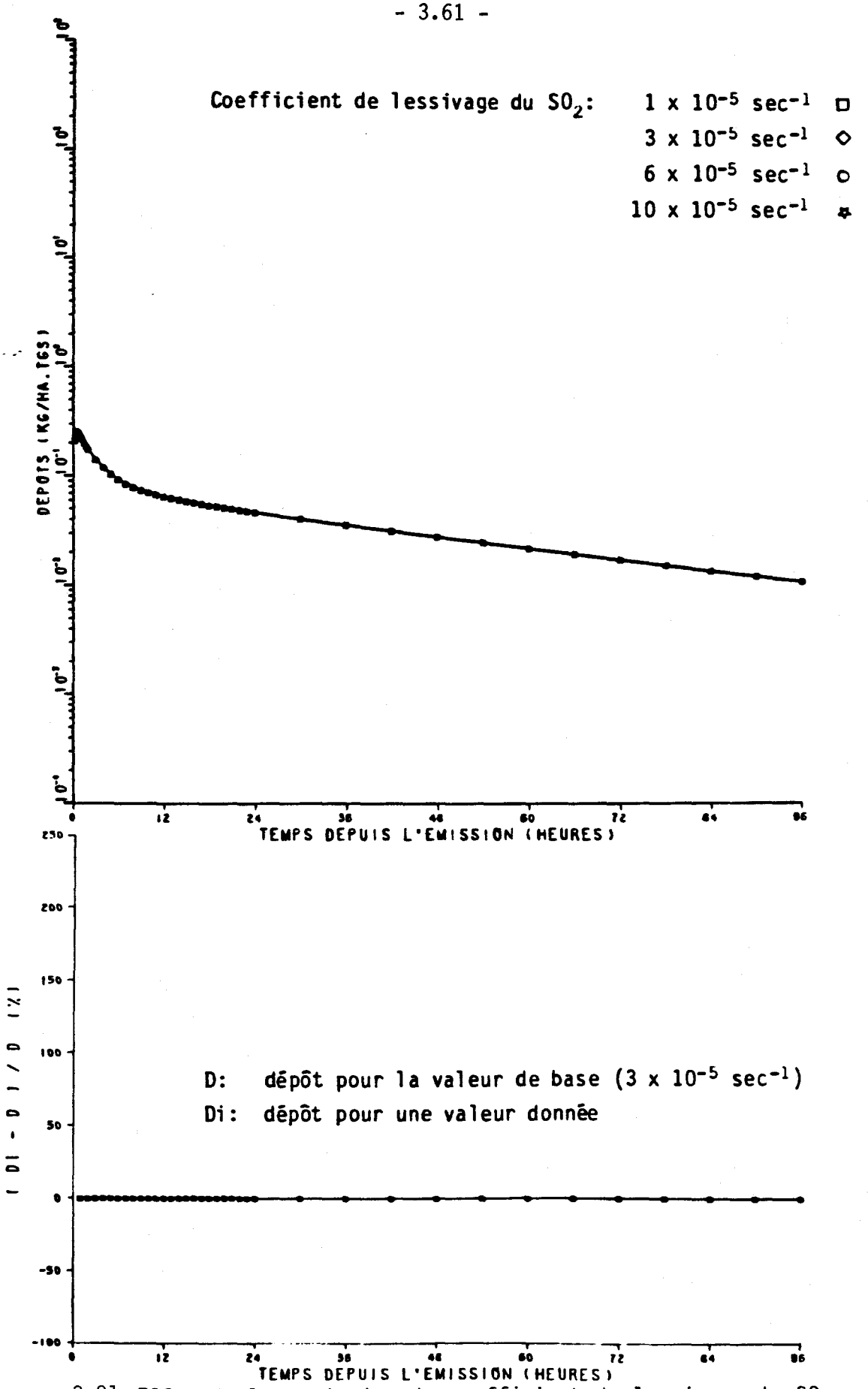

Figure 3.21 Effet de la variation du coefficient de lessivage du SO_2 sur les dépôts de SO_4 sec pendant les épisodes secs.

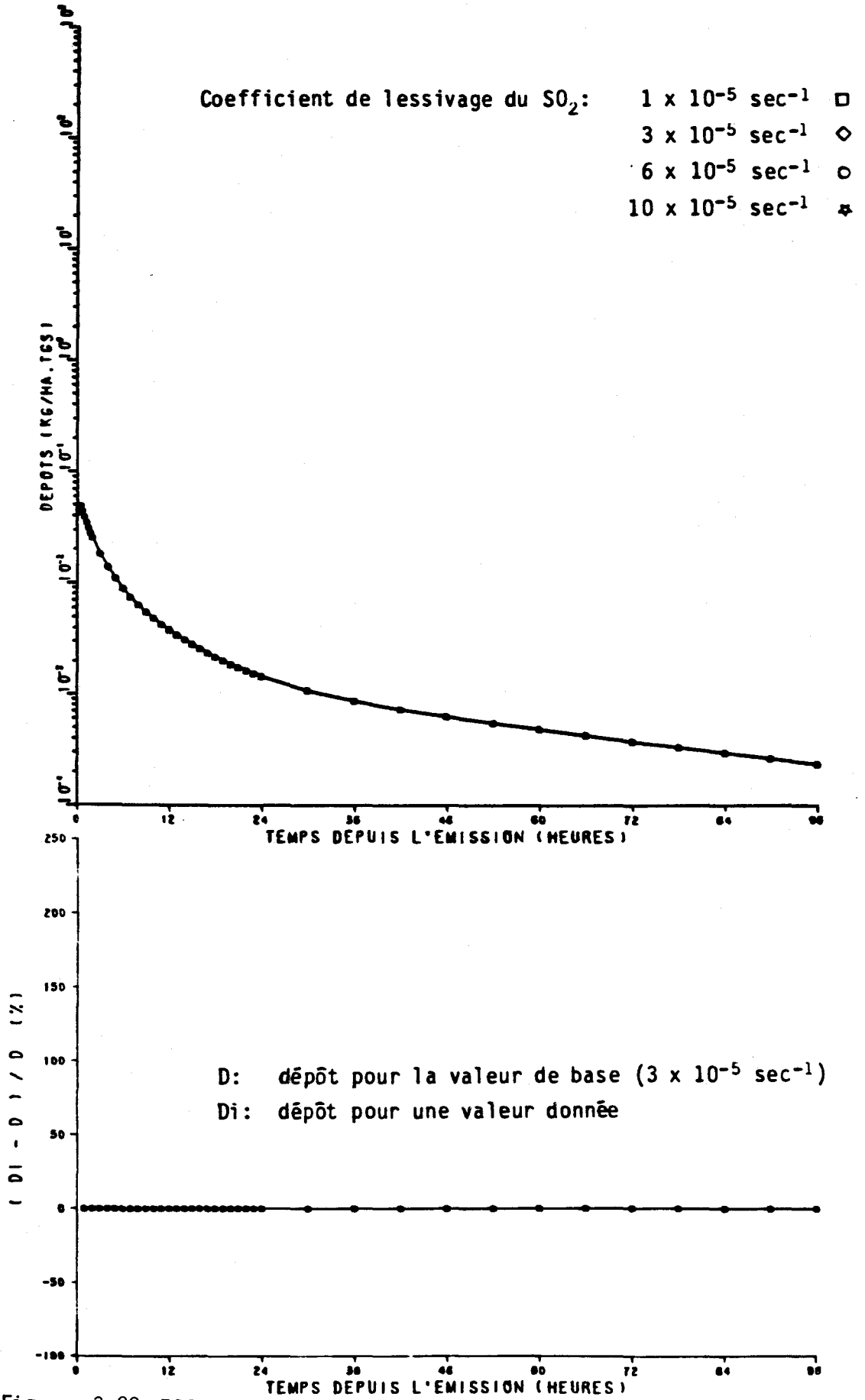

Figure 3.22 Effet de la variation du coefficient de lessivage du SO_2 sur les dépôts de SO_4 sec pendant les épisodes humides.

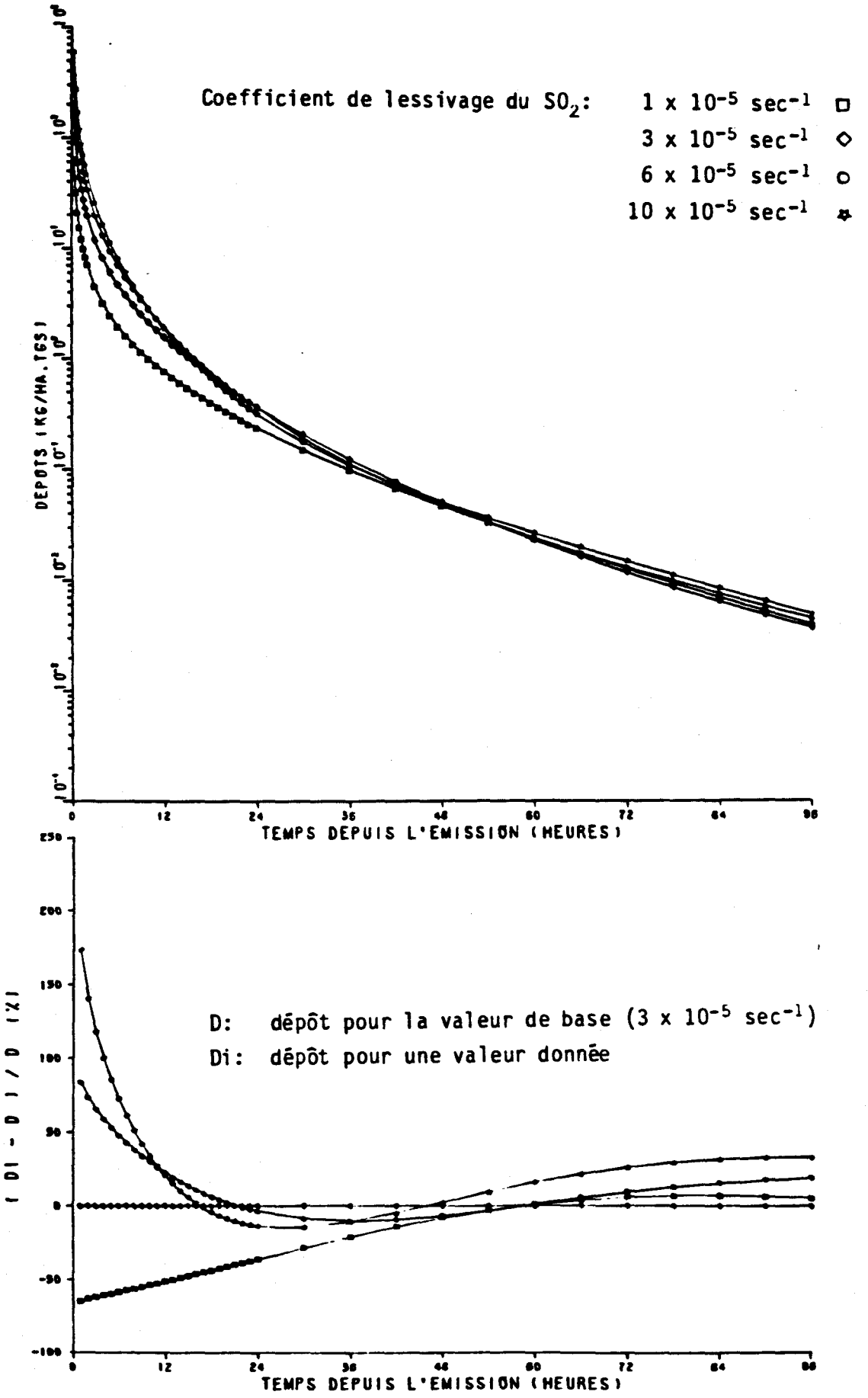

Figure 3.23 Effet de la variation du coefficient de lessivage du SO_2 sur les dépôts de SO_2 humide.

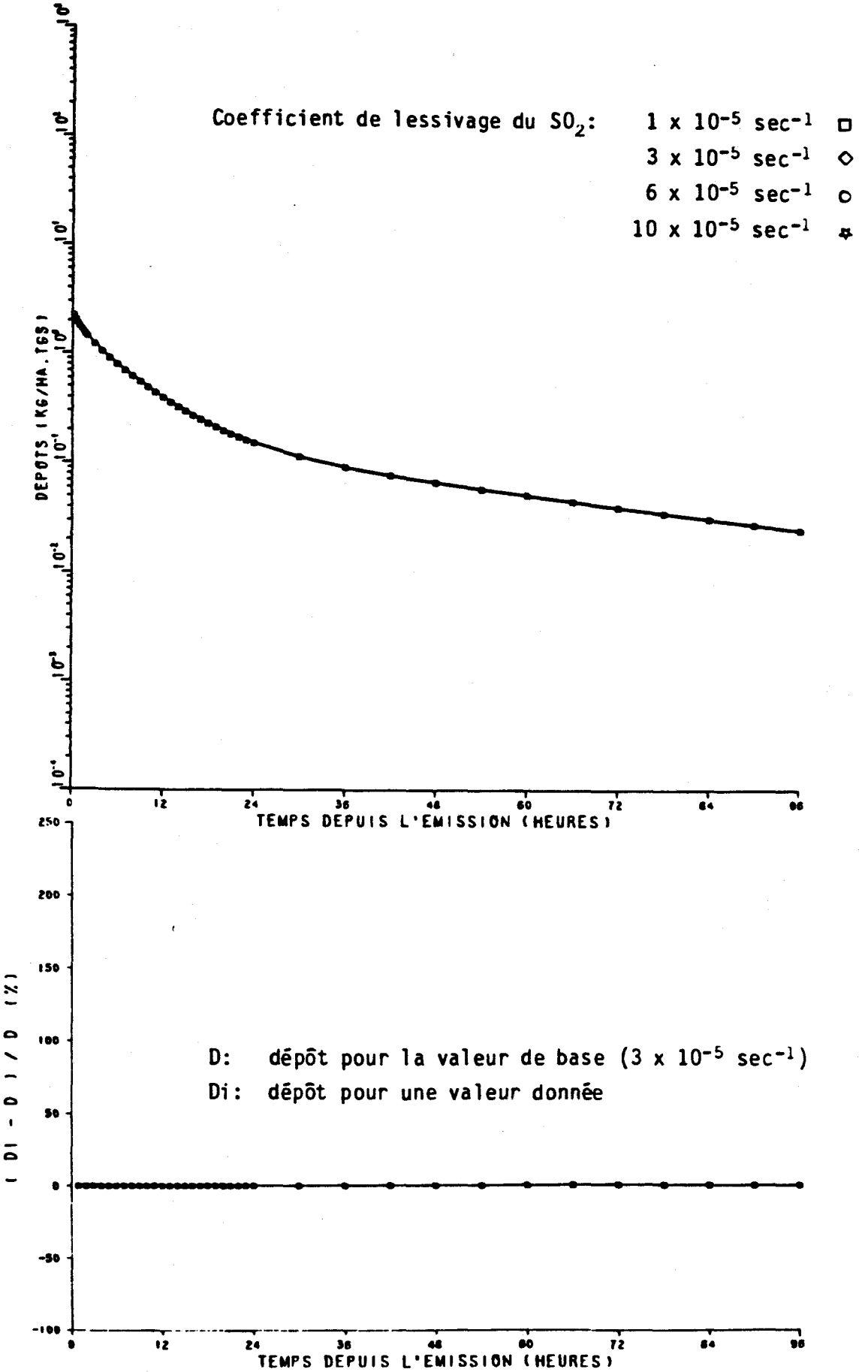

Figure 3.24 Effet de la variation du coefficient de lessivage du SO_2 sur les dépôts de SO_4 humide.

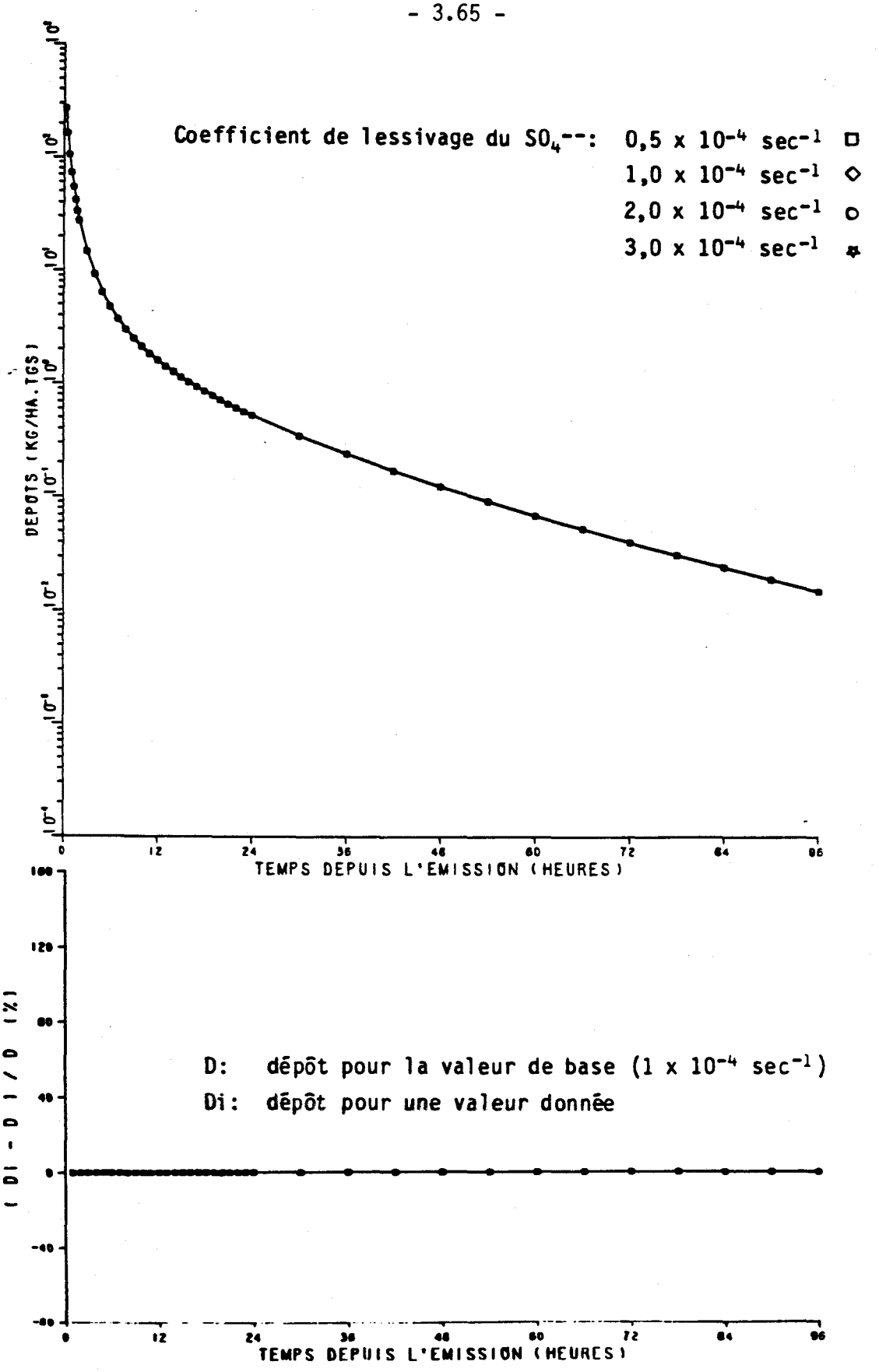

Figure 3.25 Effet de la variation du coefficient de lessivage du SO_4^{--} sur les dépôts de SO_2 sec pendant les épisodes secs.

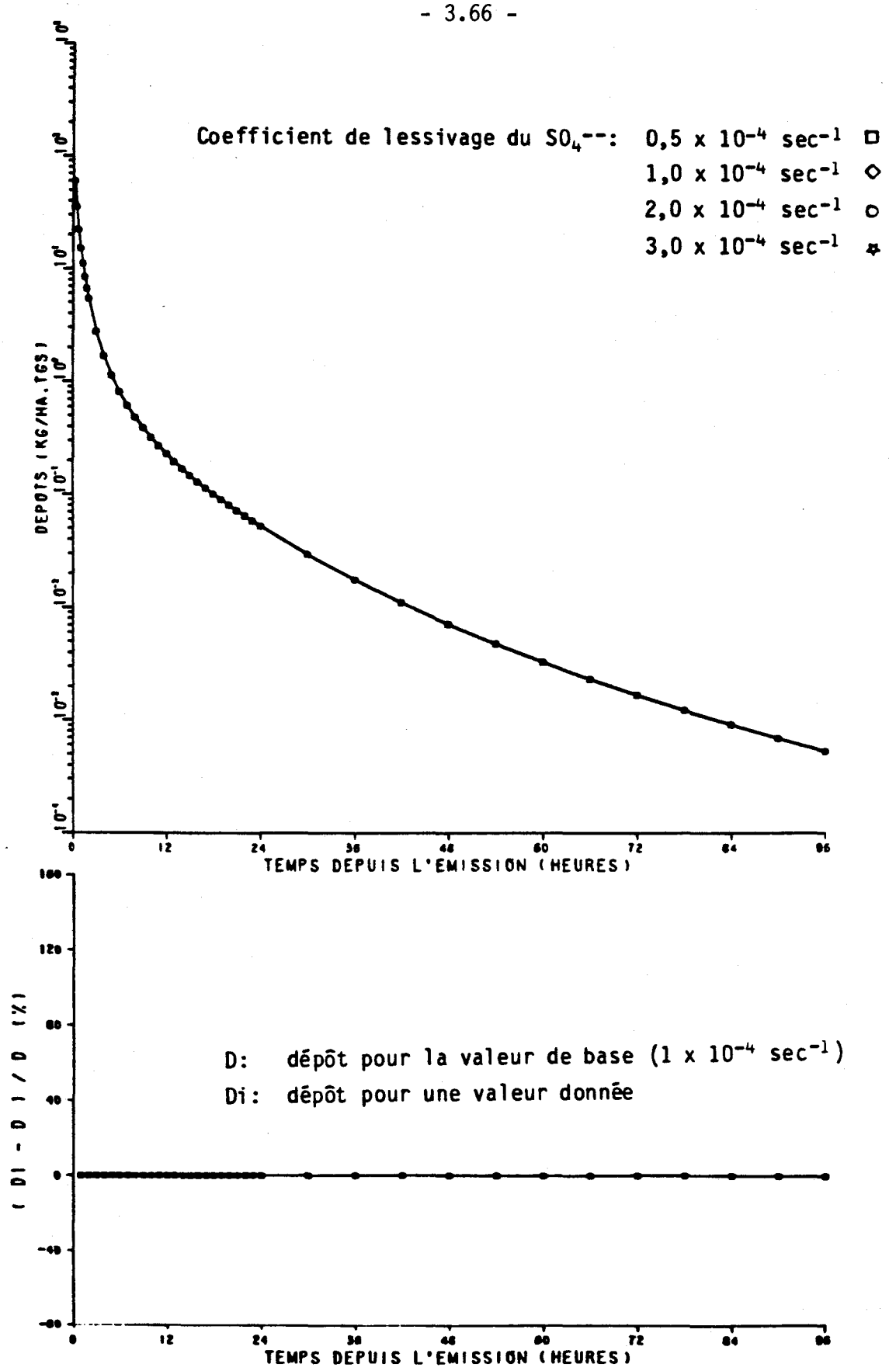

Figure 3.26 Effet de la variation du coefficient de lessivage du SO_4^{--} sur les dépôts de SO_2 sec pendant les épisodes humides.

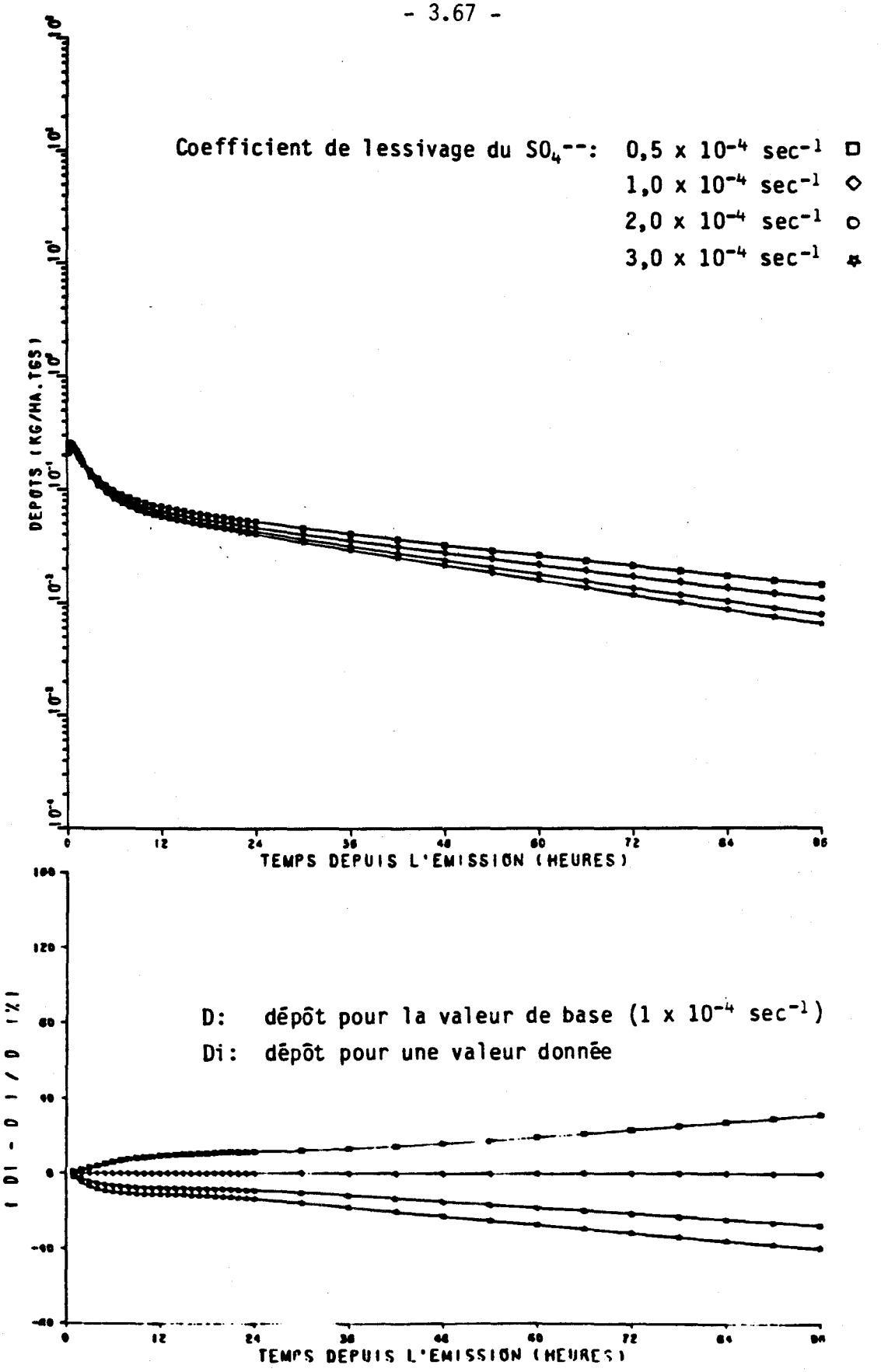

Figure 3.27 Effet de la variation du coefficient de lessivage du SO_4^{--} sur les dépôts de SO_4 sec pendant les épisodes secs.

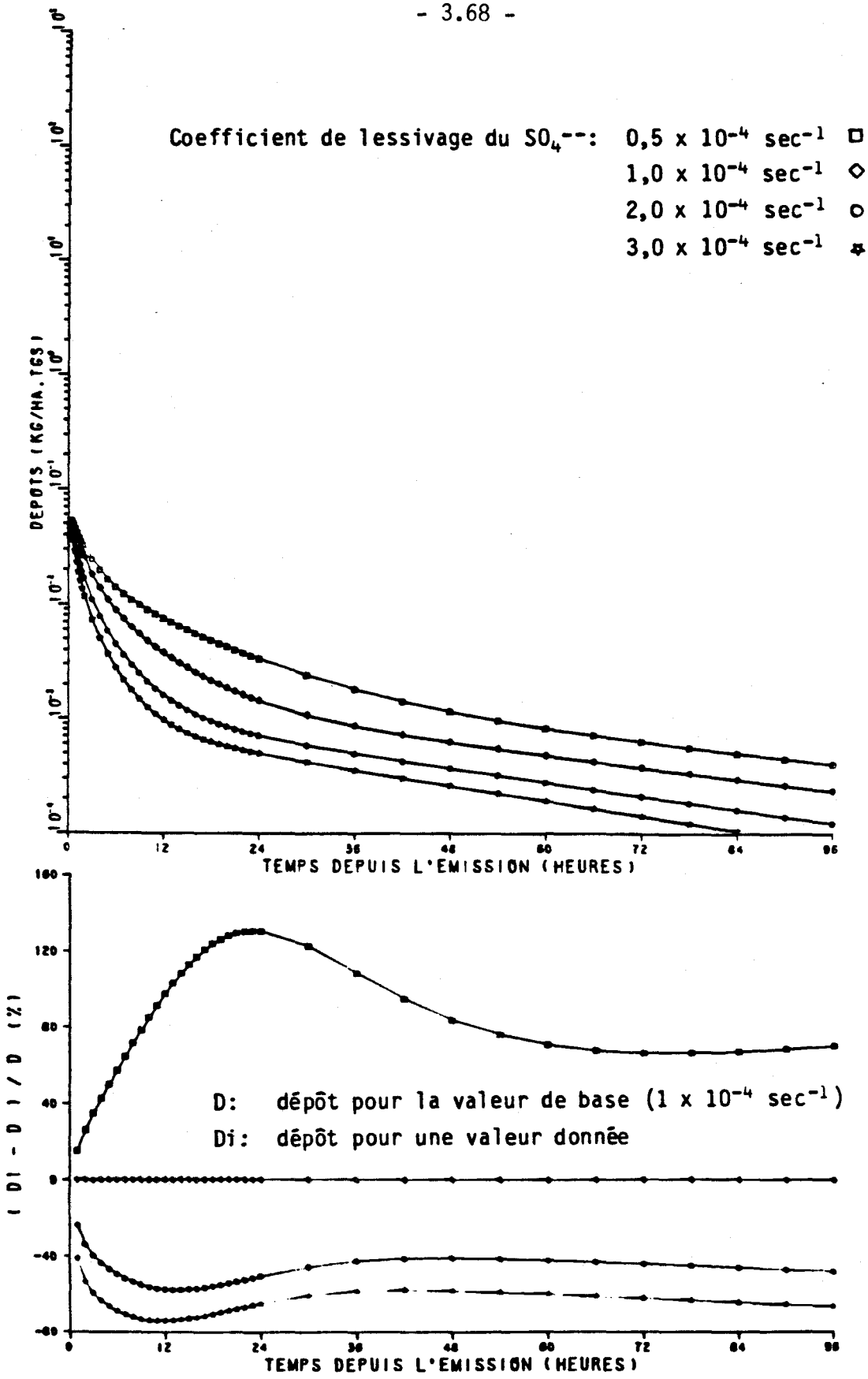

Figure 3.28 Effet de la variation du coefficient de lessivage du SO_4^{--} sur les dépôts de SO_4 sec pendant les épisodes humides.

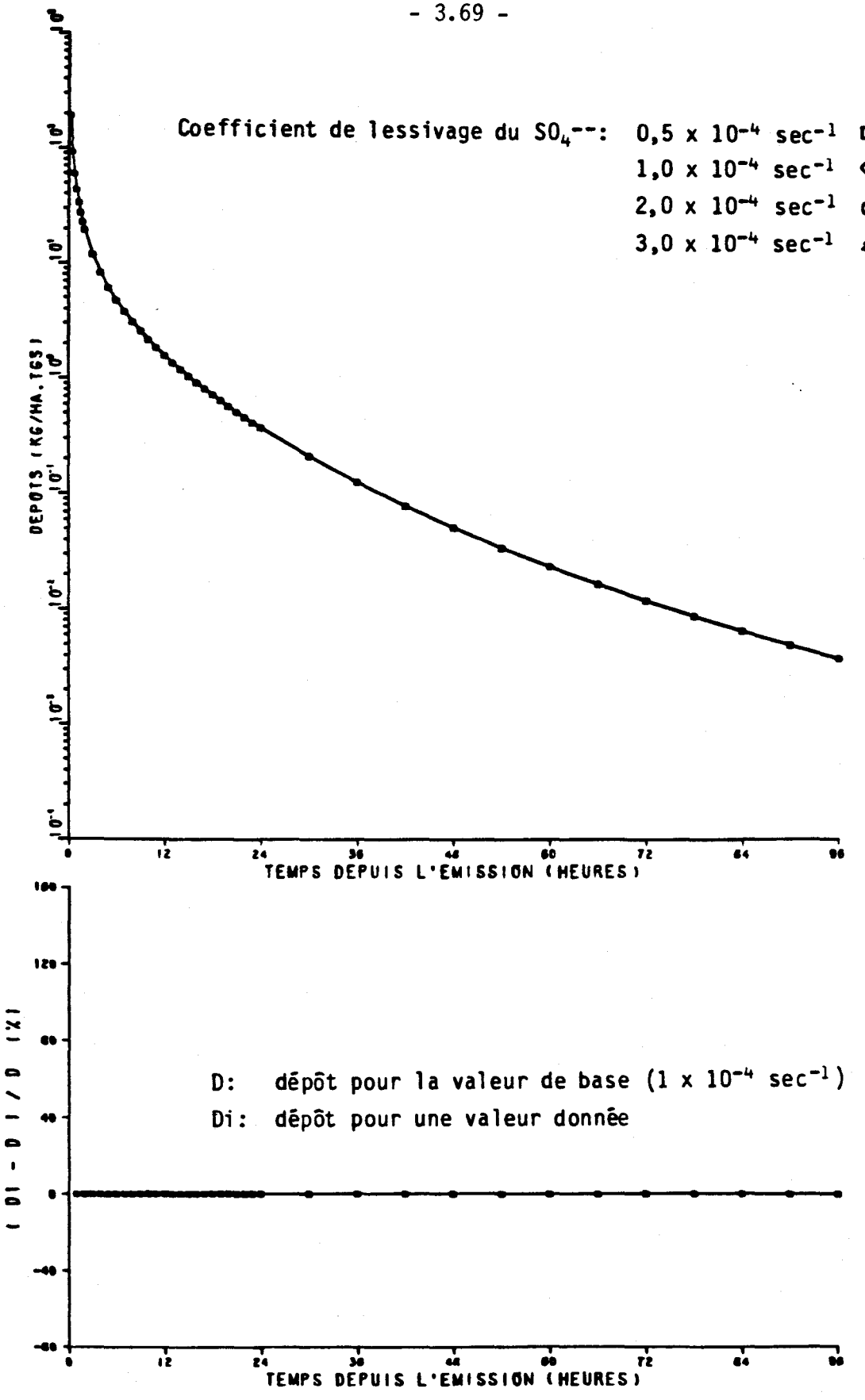

Figure 3.29 Effet de la variation du coefficient de lessivage du SO_4^{--} sur les dépôts de SO_2 humide.

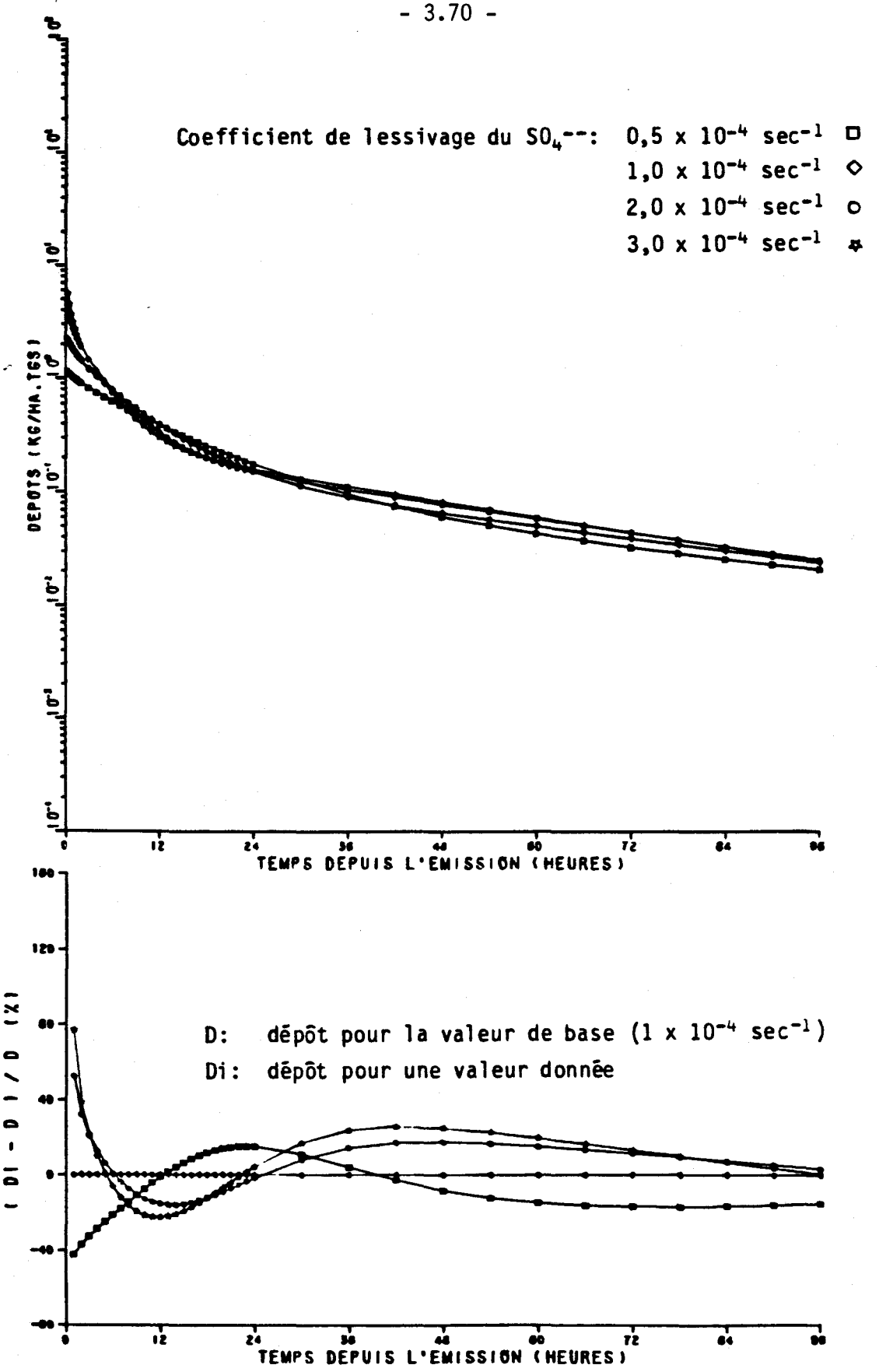

Figure 3.30 Effet de la variation du coefficient de lessivage du SO_4^{--} sur les dépôts de SO_4 humide.

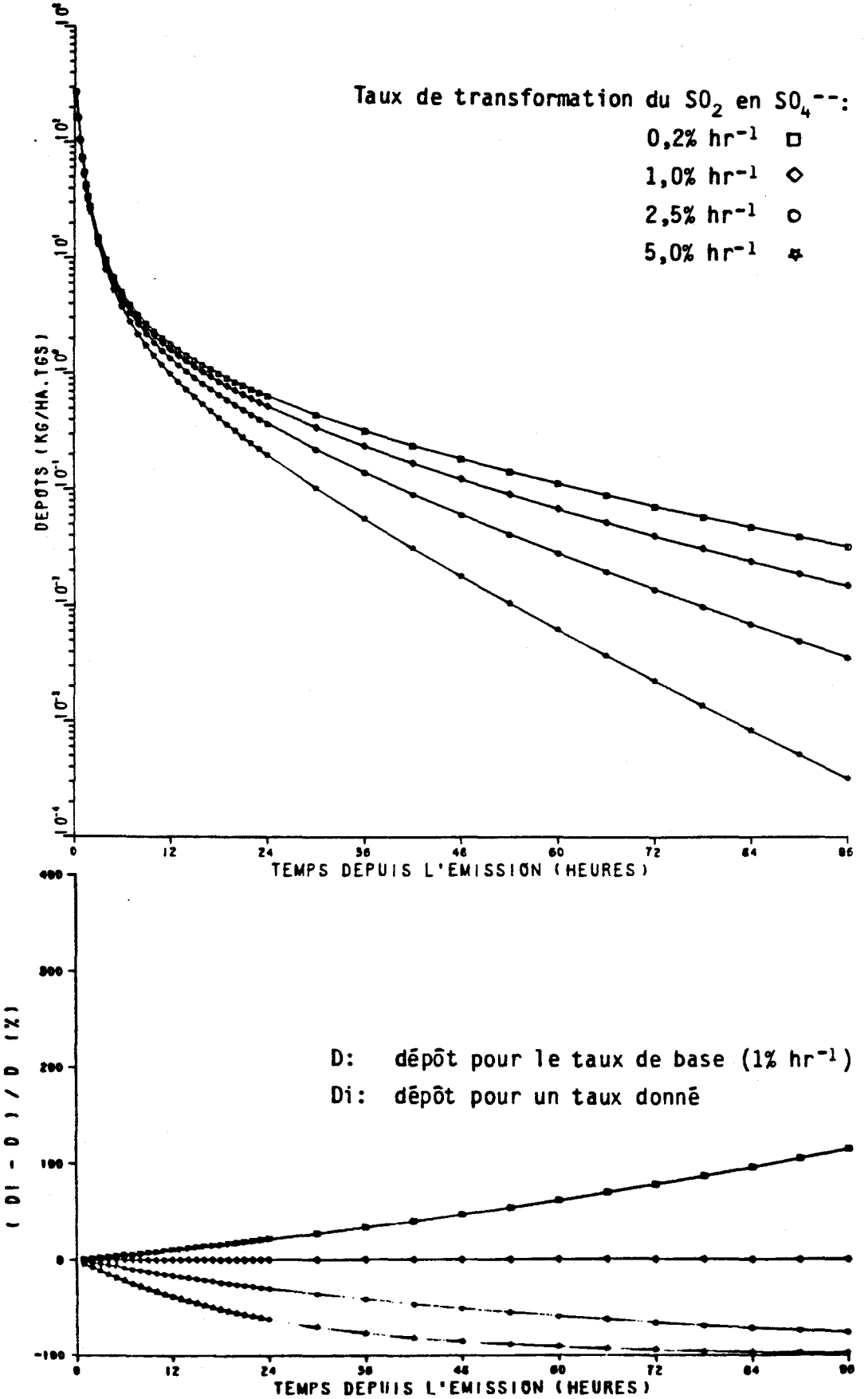

Figure 3.31 Effet de la variation du taux de transformation du SO_2 en SO_4^{--} sur les dépôts de SO_2 sec pendant les épisodes secs.

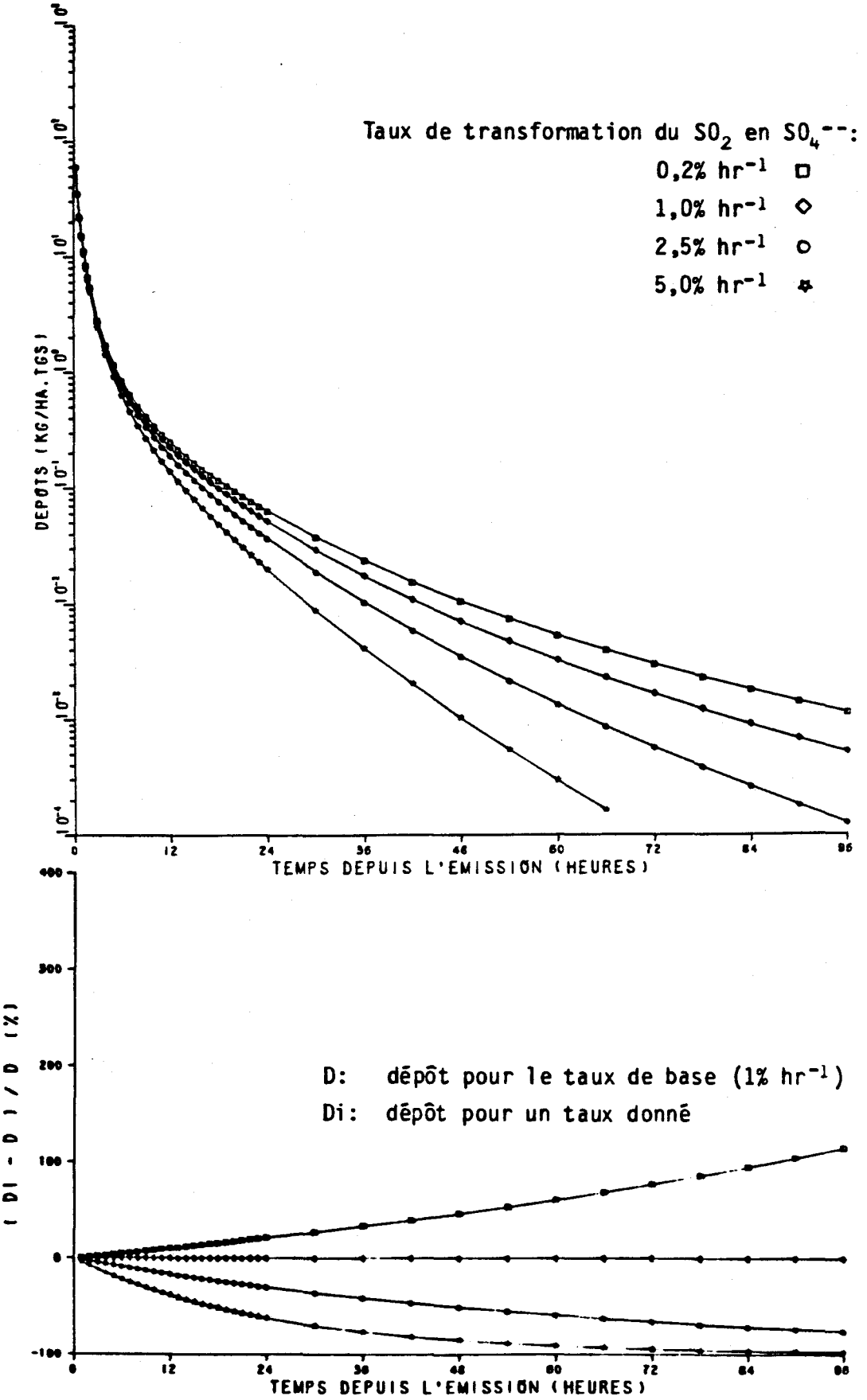

Figure 3.32 Effet de la variation du taux de transformation du SO_2 en SO_4^{--} sur les dépôts de SO_2 sec pendant les épisodes humides.

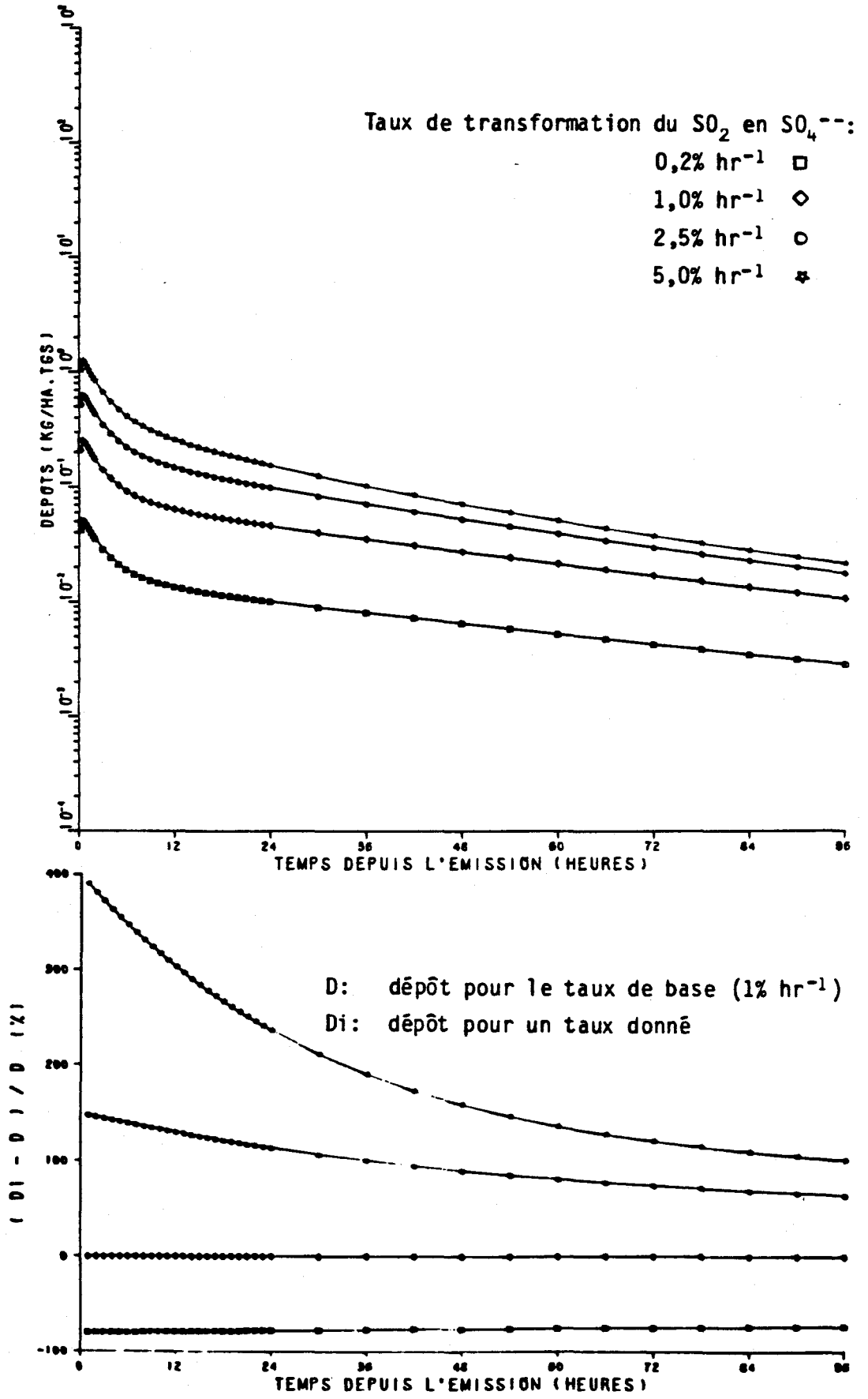

Figure 3.33 Effet de la variation du taux de transformation du SO_2 en SO_4^{--} sur les dépôts de SO_4 sec pendant les épisodes secs.

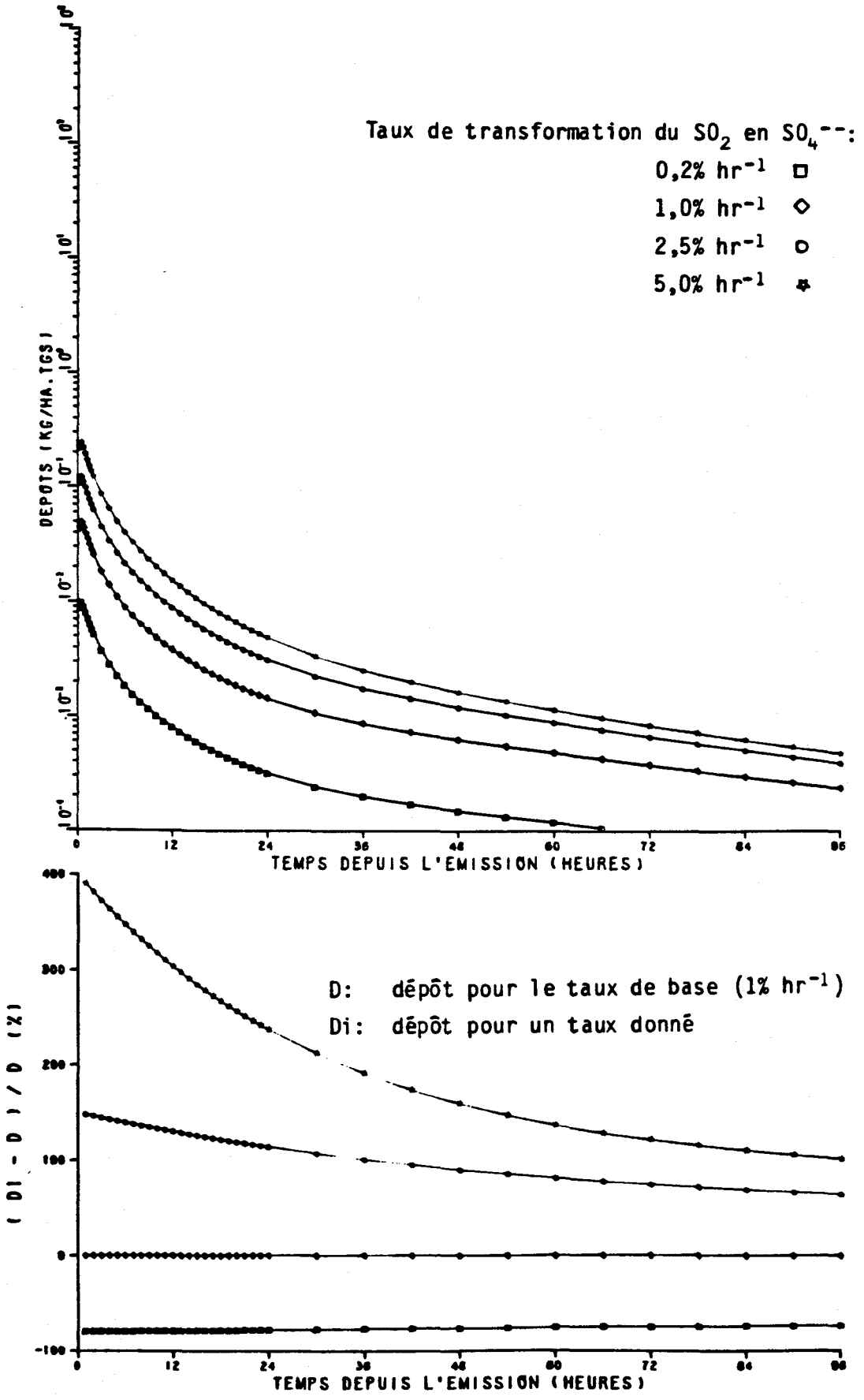

Figure 3.34 Effet de la variation du taux de transformation du SO_2 en SO_4^{--} sur les dépôts de SO_4 sec pendant les épisodes humides.

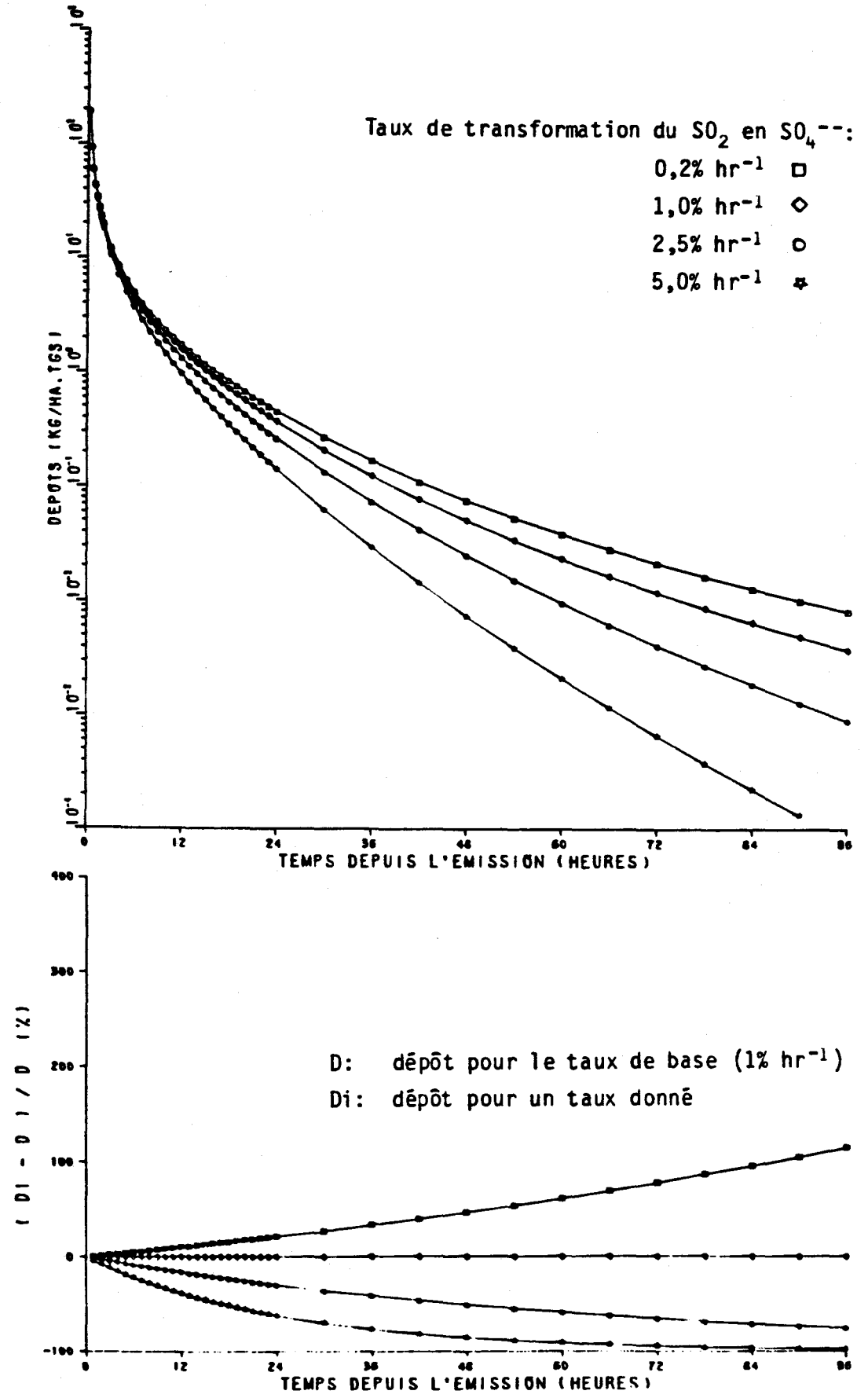

Figure 3.35 Effet de la variation du taux de transformation du SO_2 en SO_4^{--} sur les dépôts de SO_2 humide.

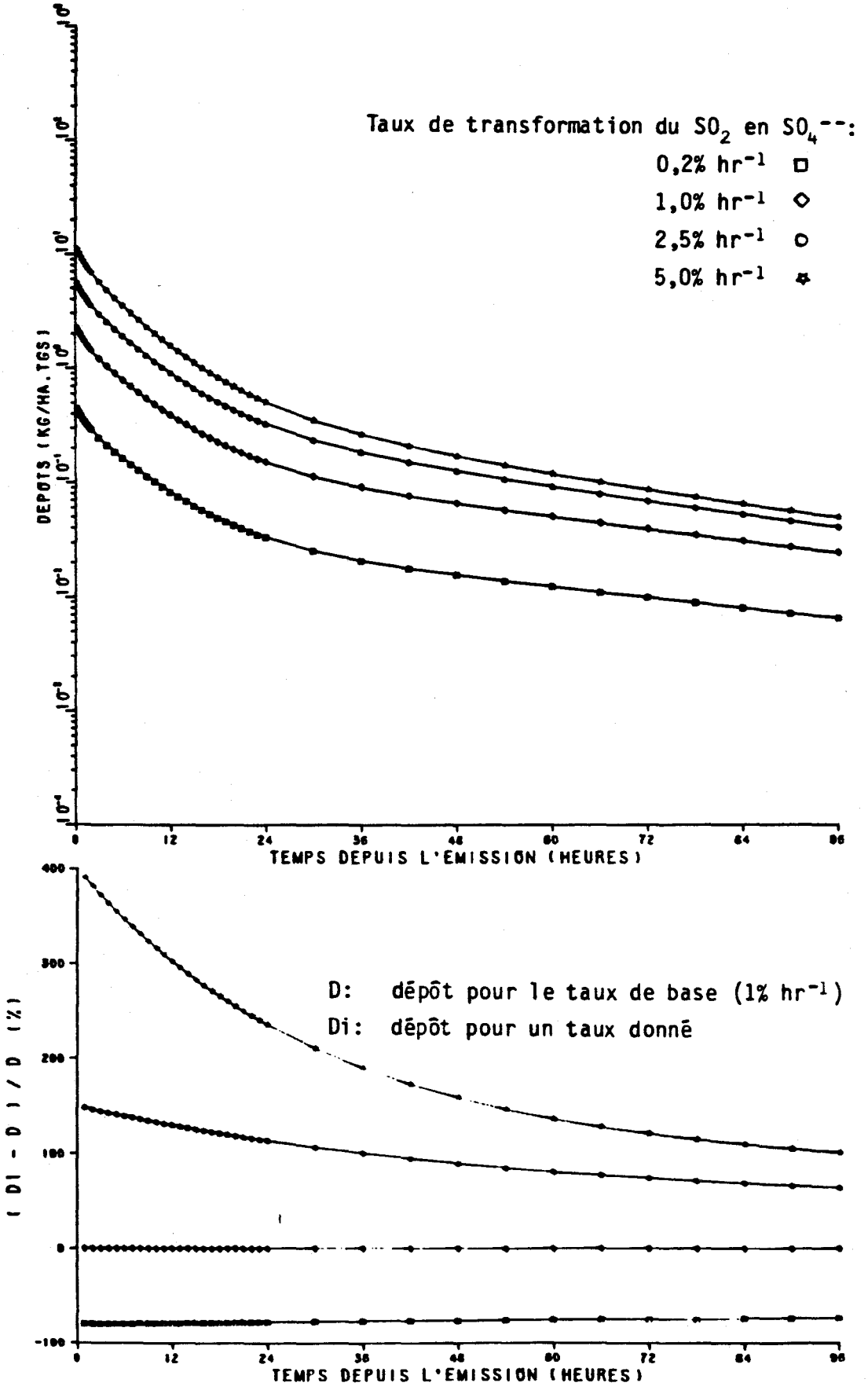

Figure 3.36 Effet de la variation du taux de transformation du SO_2 en SO_4^{--} sur les dépôts de SO_4 humide.

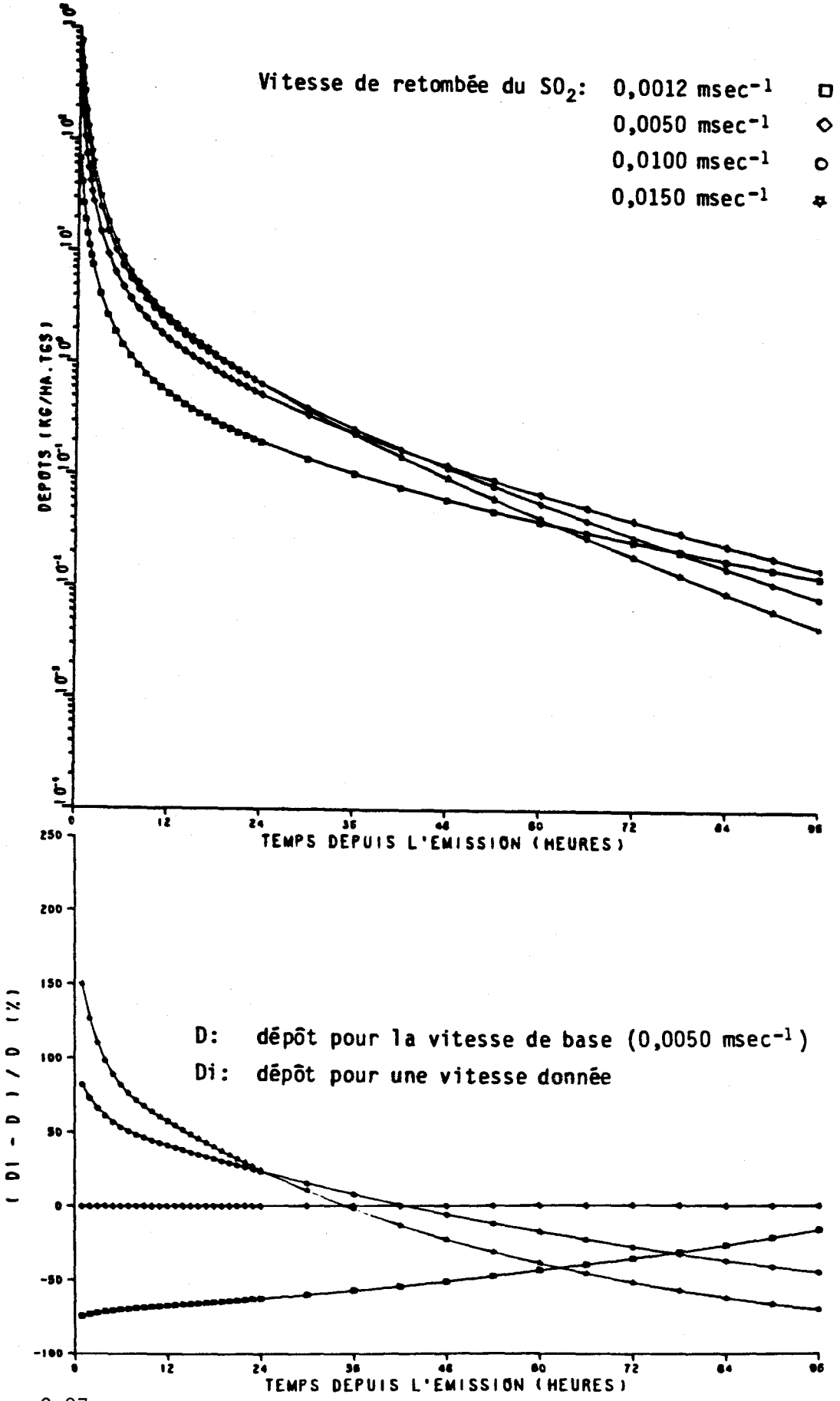

Figure 3.37 Effet de la variation de la vitesse de retombée du SO_2 sur les dépôts de SO_2 sec pendant les épisodes secs.

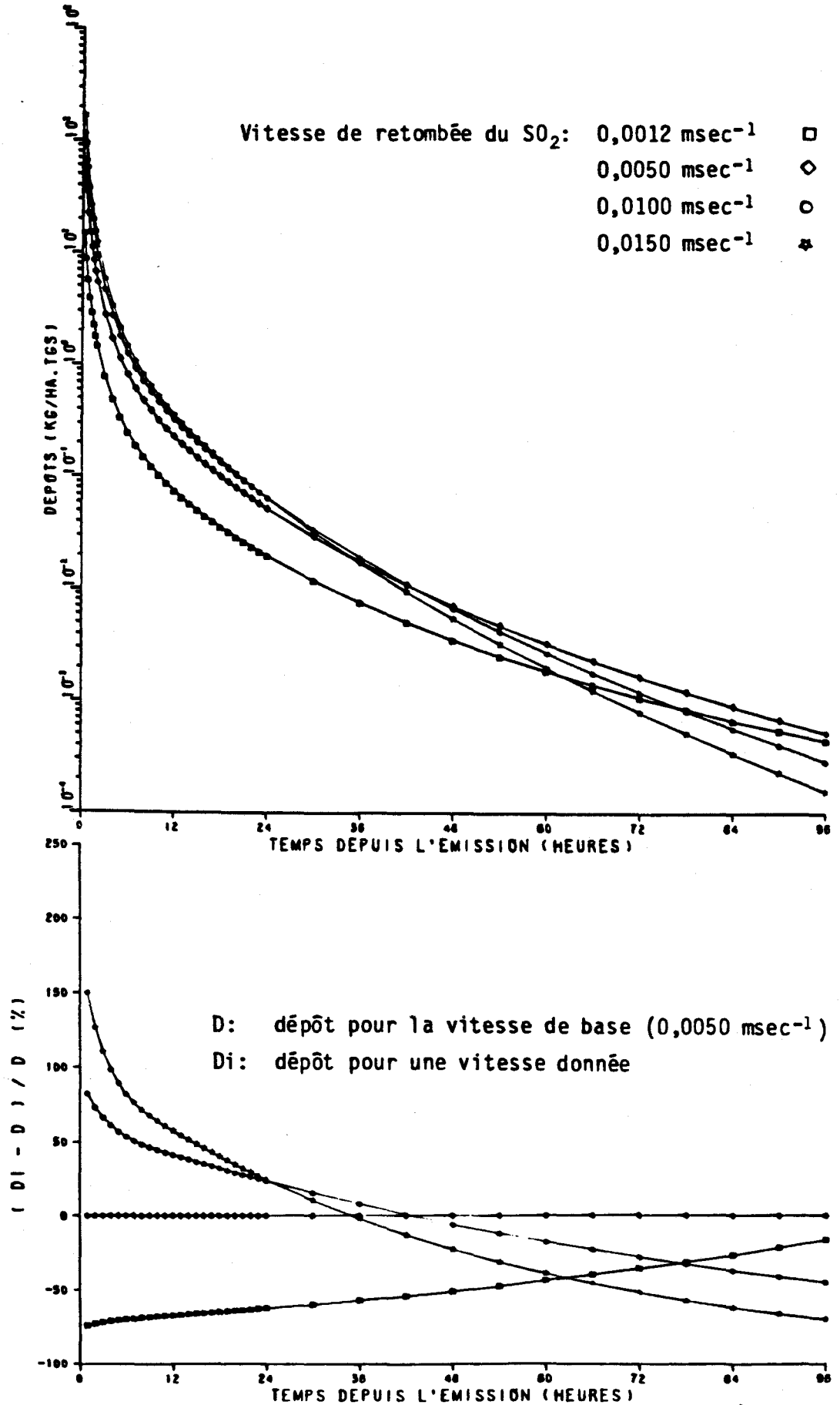

Figure 3.38 Effet de la variation de la vitesse de retombée du SO_2 sur les dépôts de SO_2 sec pendant les épisodes humides.

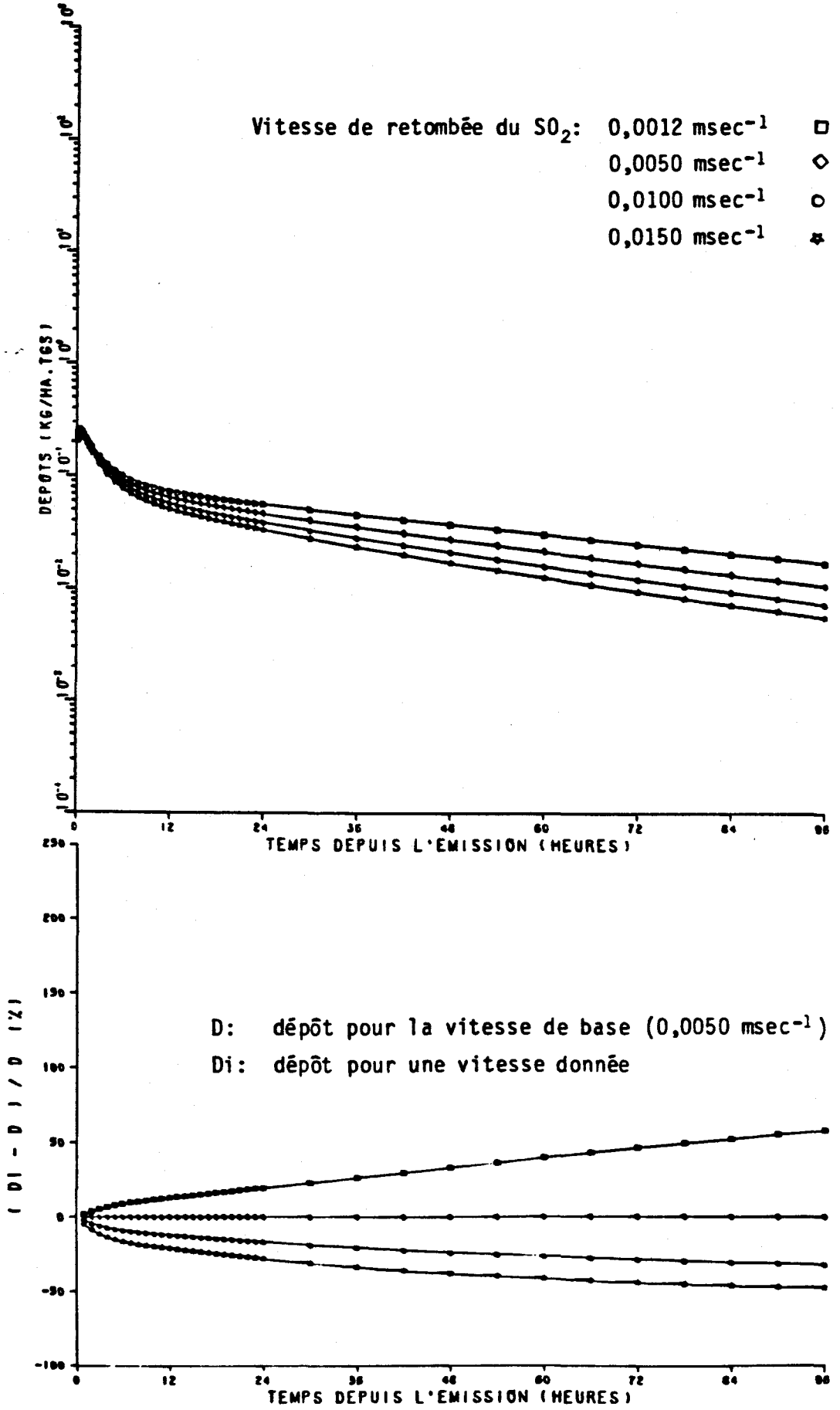

Figure 3.39 Effet de la variation de la vitesse de retombée du SO_2 sur les dépôts de SO_4 sec pendant les épisodes secs.

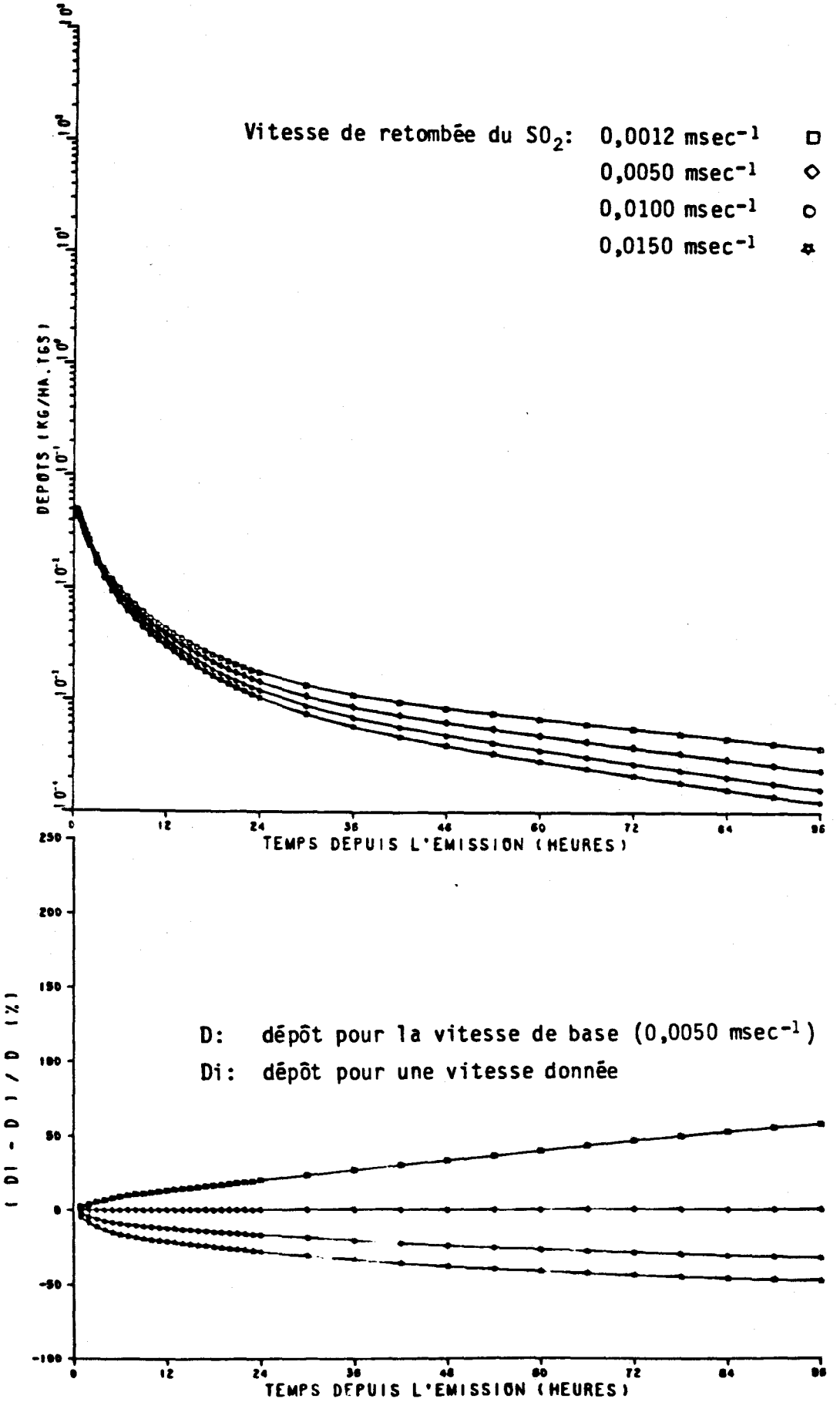

Figure 3.40 Effet de la variation de la vitesse de retombée du SO_2 sur les dépôts de SO_4 sec pendant les épisodes humides.

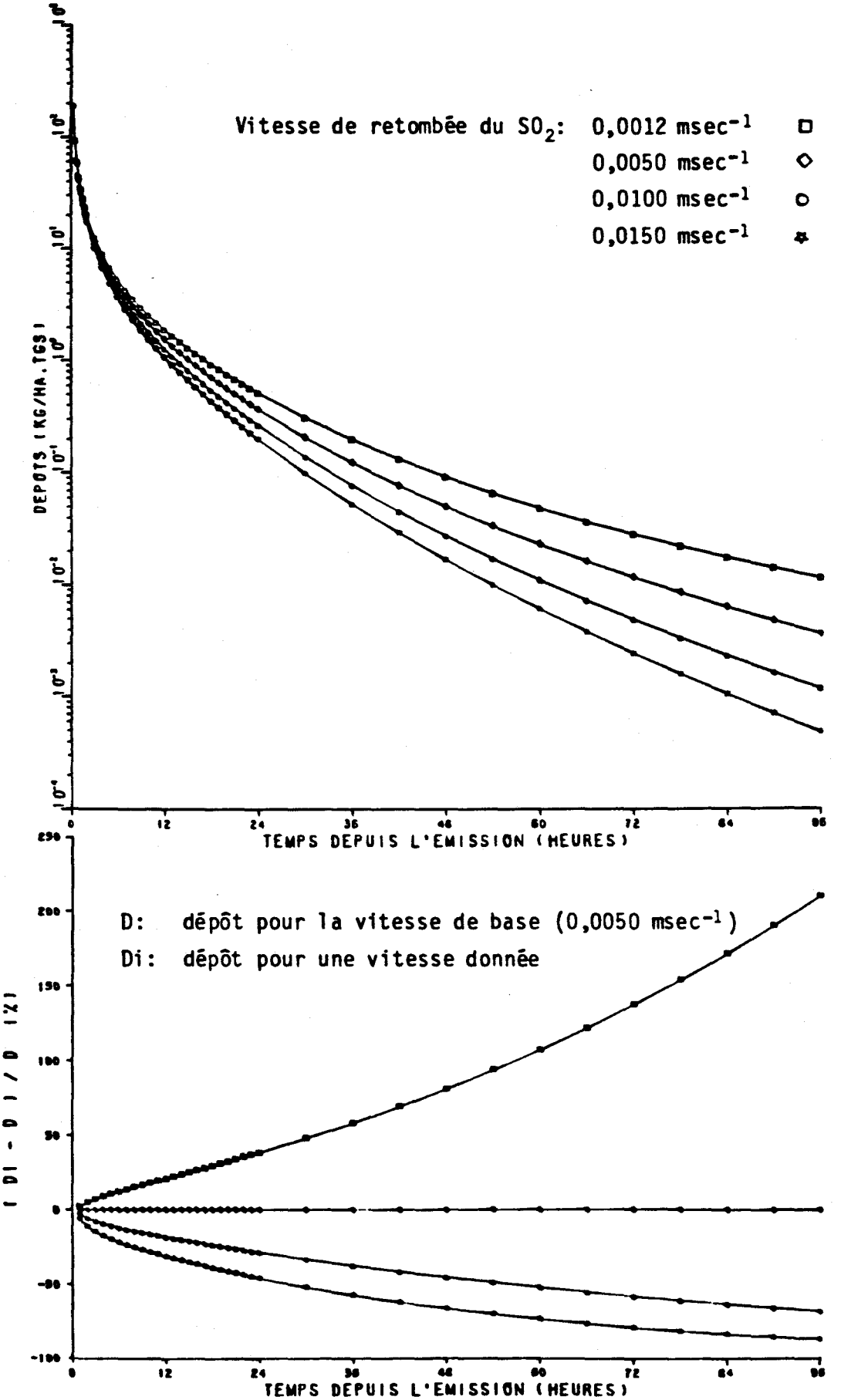

Figure 3.41 Effet de la variation de la vitesse de retombée du SO_2 sur les dépôts de SO_2 humide.

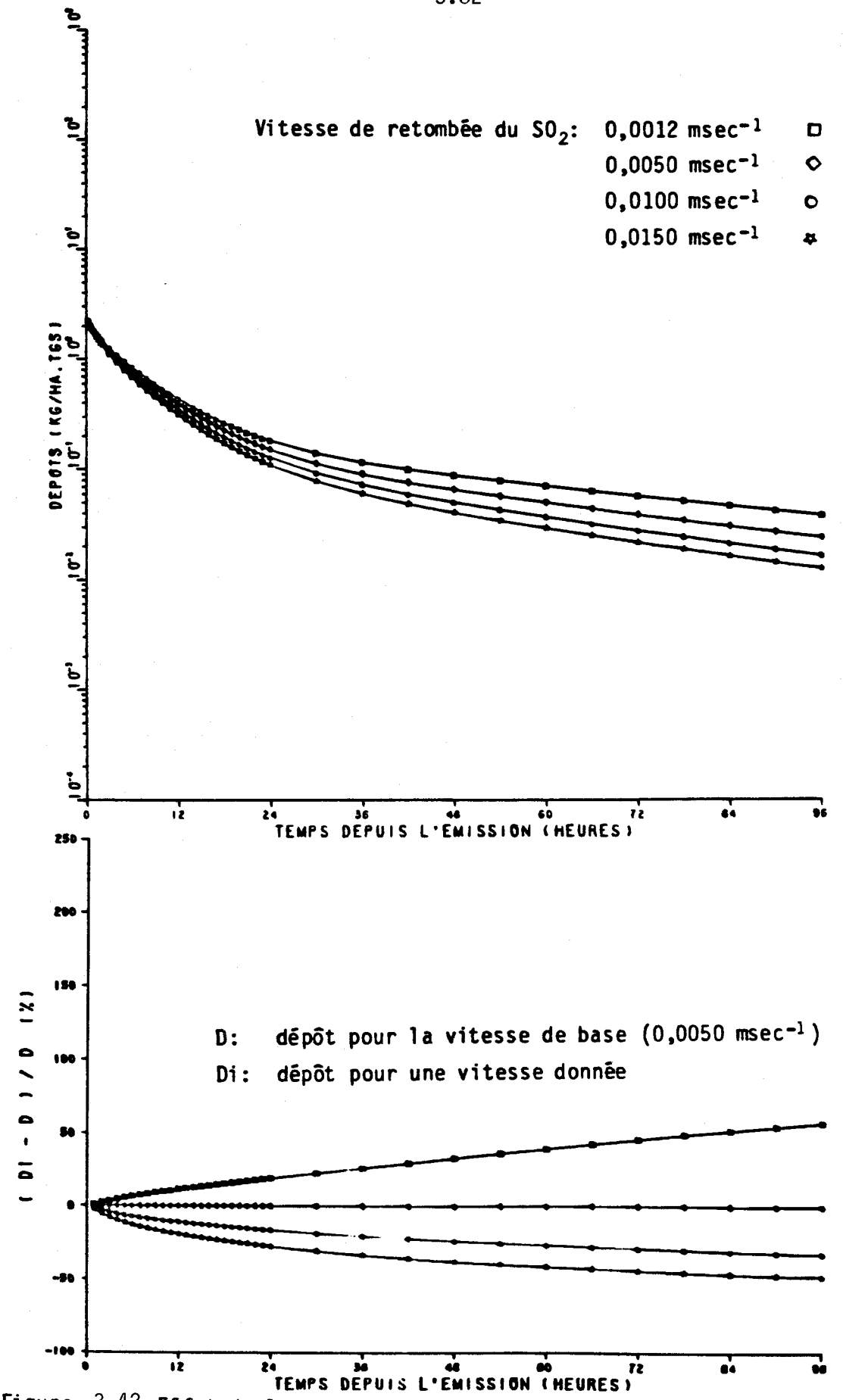

Figure 3.42 Effet de la variation de la vitesse de retombée du SO_2 sur les dépôts de SO_4 humide.

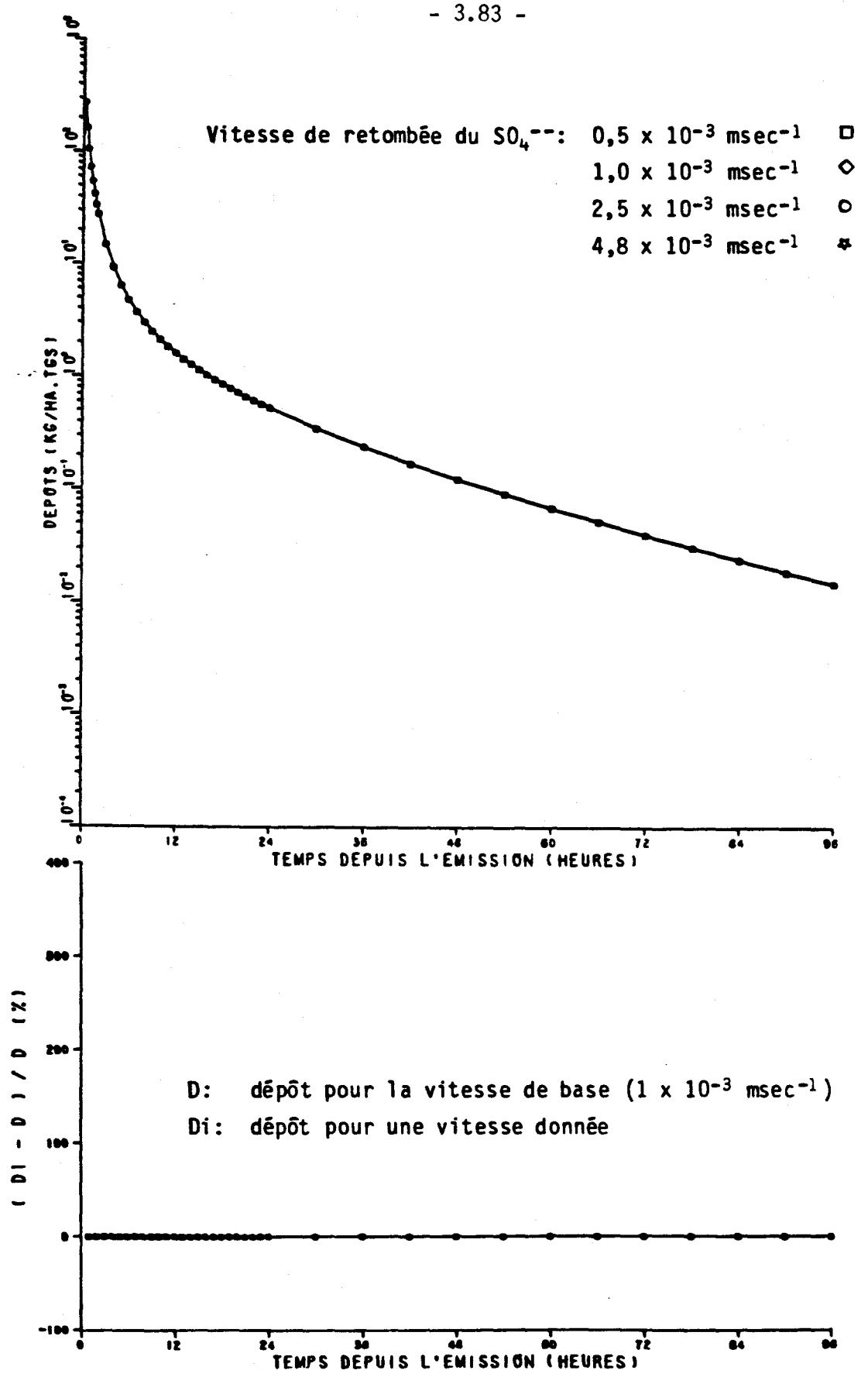

Figure 3.43 Effet de la variation de la vitesse de retombée du SO_4^{--} sur les dépôts de SO_2 sec pendant les épisodes secs.

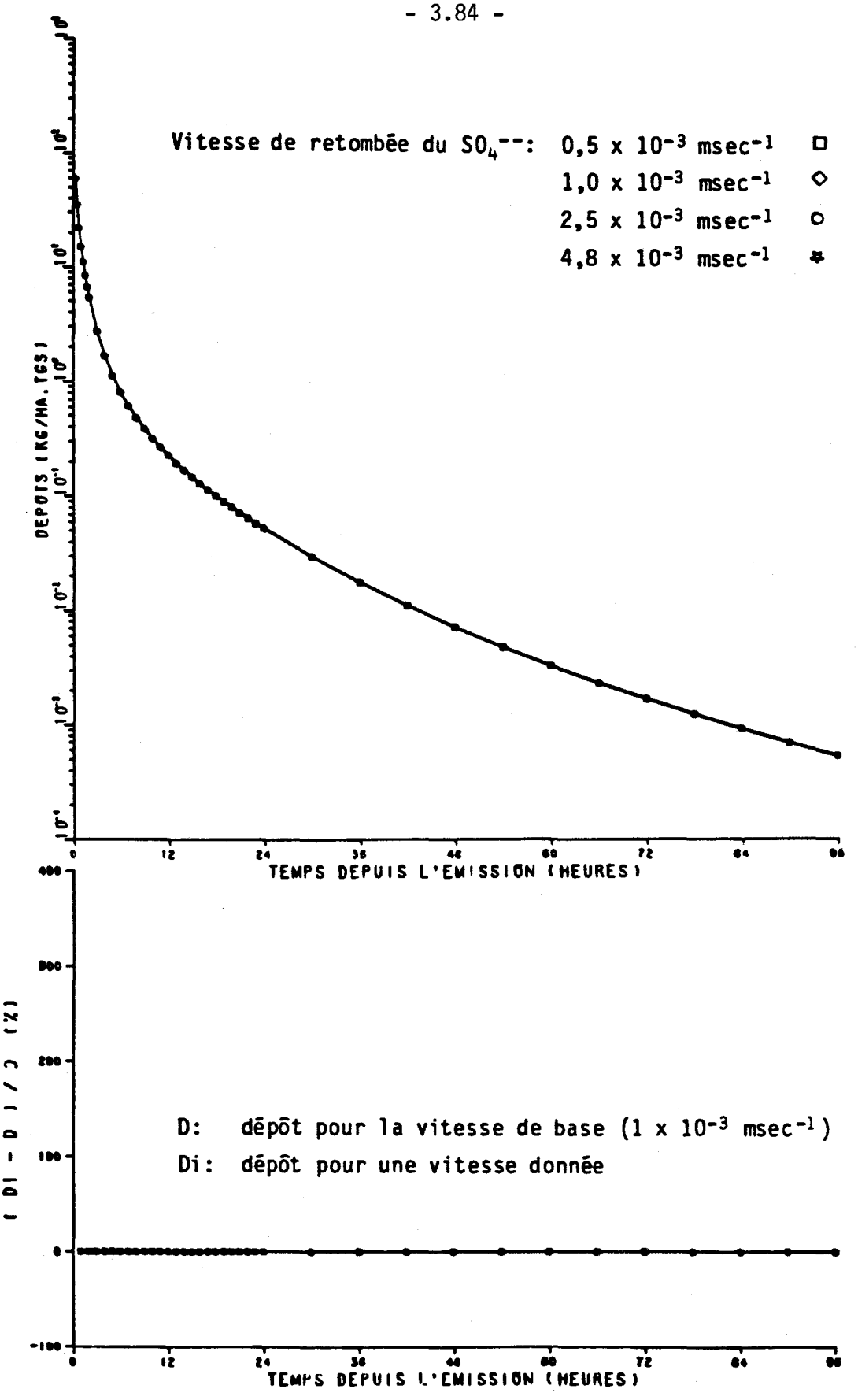

Figure 3.44 Effet de la variation de la vitesse de retombée du SO_4^{--} sur les dépôts de SO_2 sec pendant les épisodes humides.

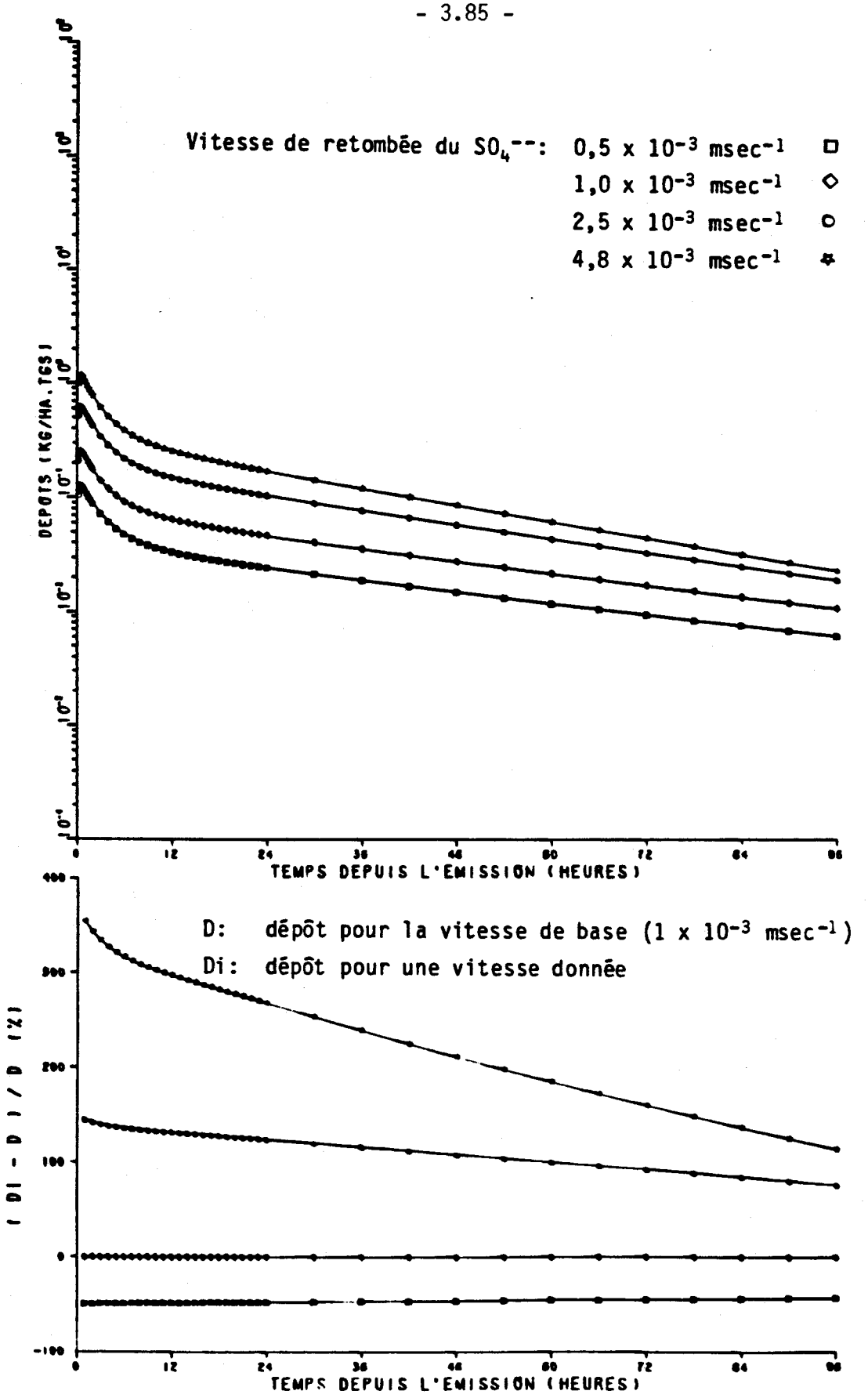

Figure 3.45 Effet de la variation de la vitesse de retombée du SO_4^{--} sur les dépôts de SO_4 sec pendant les épisodes secs.

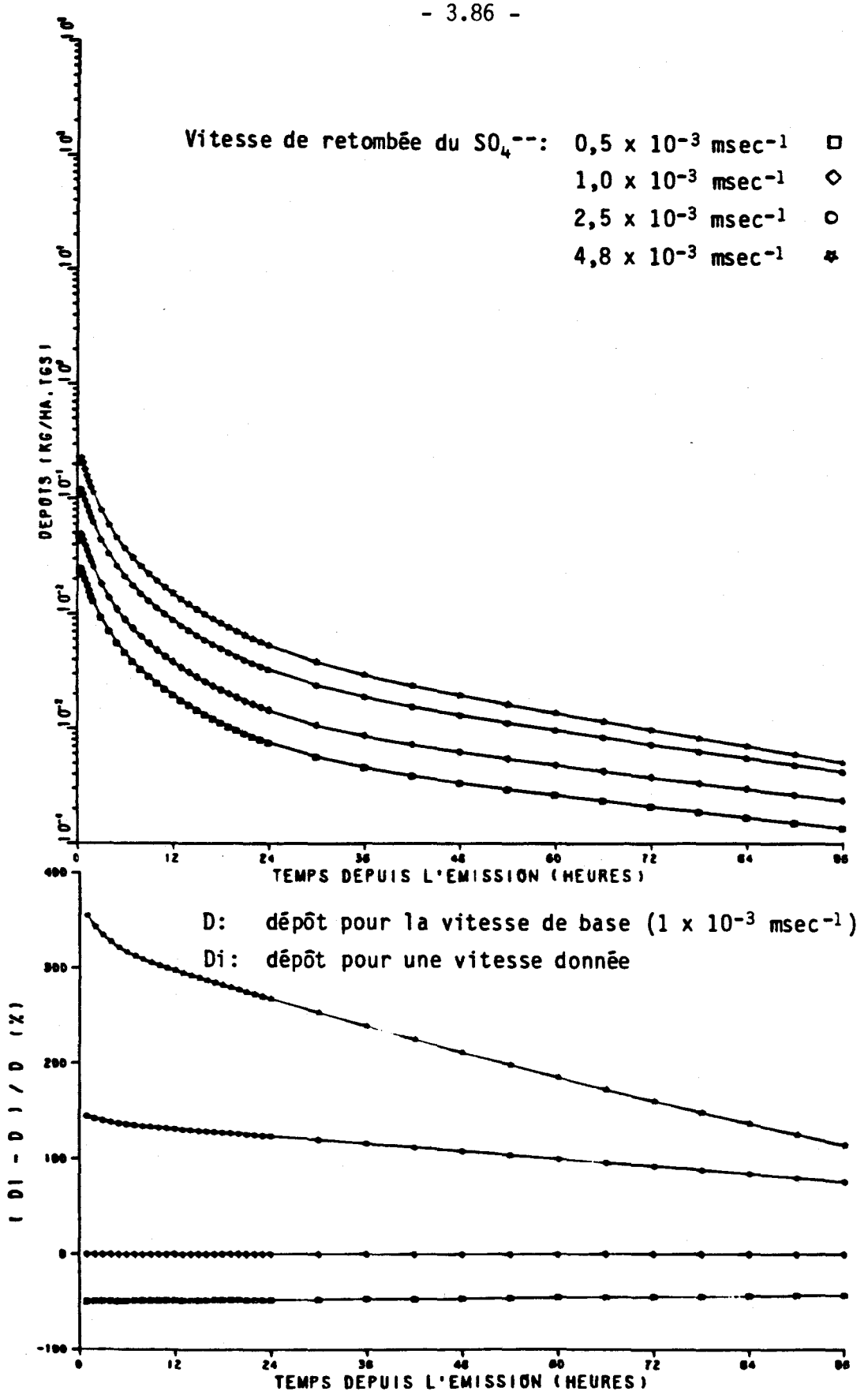

Figure 3.46 Effet de la variation de la vitesse de retombée du SO_4^{--} sur les dépôts de SO_4 sec pendant les épisodes humides.

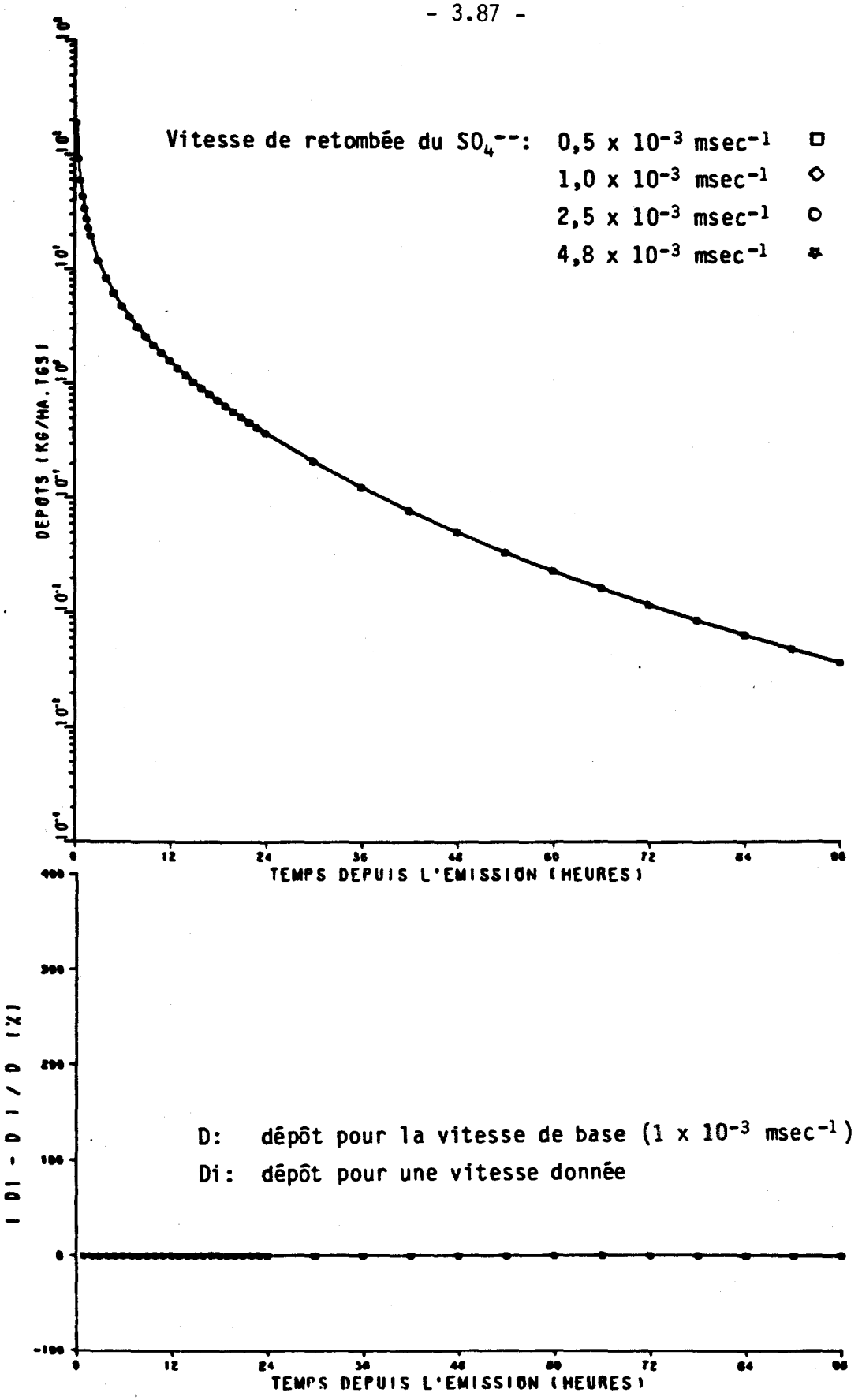

Figure 3.47 Effet de la variation de la vitesse de retombée du SO_4^{--} sur les dépôts de SO_2 humide.

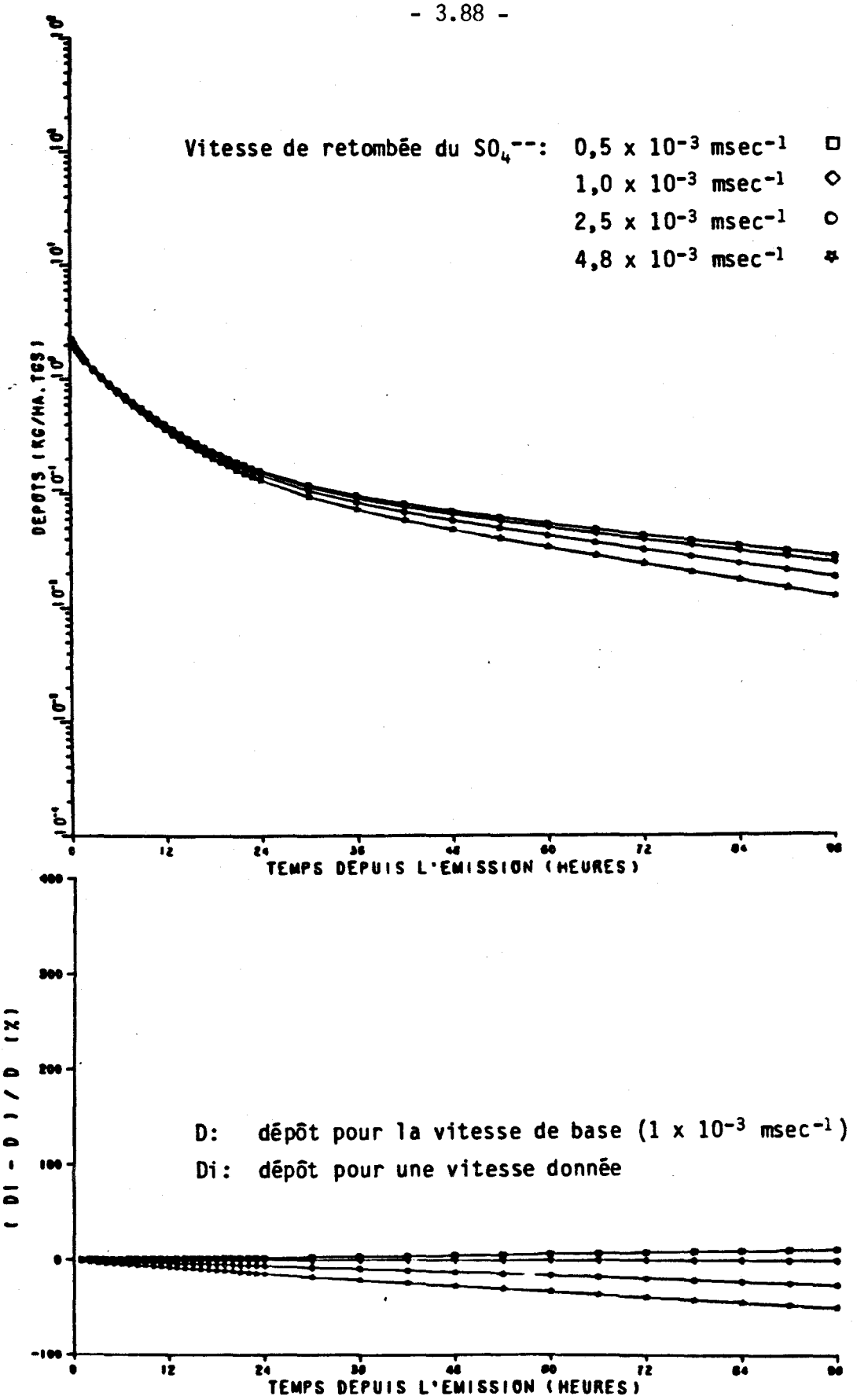

Figure 3.48 Effet de la variation de la vitesse de retombée du SO_4^{--} sur les dépôts de SO_4 humide.

ANNEXE 4

MATRICES DE TRANSFERT SOURCE-RÉCEPTEUR PAR SAISON

TABLEAU 4.1

MATRICE DE TRANSFERT SOURCE-RECEPTEUR HIVER 1980
CONCENTRATION DE SO2 SEC (UG/M3-TGS)

	1 NEO	2 CEO	3 SWO	4 SEO	5 SUD	6 SBJ	7 PBL	8 NQB	9 OTT	10 ABI	11 NIT	12 CHI	13 LSJ
1 ABI	0.0336	0.0452	0.0269	0.1980	0.1152	0.2416	0.0717	0.0251	0.4889	2.7850	0.0946	0.3426	0.7062
2 CQB	0.0122	0.0144	0.0077	0.0454	0.0133	0.2247	0.2266	0.0905	0.0773	0.1305	3.3720	1.4950	0.4970
3 NQB	0.0008	0.0023	0.0007	0.0021	0.0045	0.0073	0.0063	1.8170	0.0027	0.0044	0.2447	0.0999	0.0500
10 NMN	0.0549	0.0262	0.0067	0.0085	0.0084	0.0254	0.0647	0.0294	0.0077	0.0168	0.0300	0.0179	0.0093
11 SMN	0.0291	0.0333	0.0301	0.0193	0.0174	0.0184	0.0308	0.0099	0.0112	0.0146	0.0110	0.0128	0.0112
12 NWO	0.1625	0.2634	0.0810	0.0452	0.0441	0.0866	0.0669	0.0217	0.0410	0.1214	0.0346	0.0362	0.0895
13 NEO	0.4666	2.6470	0.3409	0.3287	0.5702	0.1458	0.0619	0.0223	0.1156	0.2853	0.0660	0.1306	0.1338
14 SUD	0.1496	0.4272	0.5752	1.6050	24.5500	0.1508	0.0622	0.0215	1.0300	0.6275	0.0744	0.1309	0.2674
15 SWO	0.0672	0.0794	3.0670	0.6889	0.1752	0.0875	0.0371	0.0129	0.5541	0.2639	0.0567	0.1319	0.2173
16 SEO	0.0277	0.0105	0.1283	0.2439	0.0131	0.0904	0.0659	0.0074	0.1148	0.0636	0.0476	0.1658	0.2691
17 SLV	0.0049	0.0013	0.0254	0.0666	0.0016	0.0393	0.0450	0.0121	0.0721	0.0358	0.0582	0.1326	0.4012
18 NDA	0.1216	0.1215	0.0609	0.4482	0.1078	0.2225	0.0711	0.0239	0.6668	2.3290	0.0738	0.2473	0.3702
19 GBY	0.0043	0.0	0.0	0.0209	0.0	0.0195	0.0125	0.0204	0.0811	0.0432	0.0204	0.0867	0.1077
20 NBK	0.0	0.0	0.0	0.0	0.0	0.0	0.0	0.0051	0.0	0.0	0.0032	0.0076	0.0795
21 NSP	0.0	0.0	0.0	0.0	0.0	0.0	0.0	0.0	0.0	0.0	0.0	0.0045	0.0648
22 NFL	0.0	0.0	0.0	0.0	0.0	0.0	0.0	0.0052	0.0	0.0	0.0	0.0380	0.0254
50 OHO	0.0915	0.0972	0.4530	0.2769	0.2012	0.0851	0.0418	0.0106	0.1392	0.1414	0.0290	0.0443	0.0868
51 ILL	0.0767	0.1656	0.3220	0.2666	0.2711	0.0652	0.0234	0.0053	0.3045	0.1514	0.0261	0.0756	0.1248
52 PEN	0.0225	0.0171	0.2644	0.4118	0.0885	0.1002	0.0216	0.0153	0.2614	0.1524	0.0386	0.0741	0.1140
53 IND	0.0795	0.1366	0.3028	0.2126	0.1490	0.0584	0.0220	0.0047	0.1492	0.1029	0.0189	0.0451	0.1043
54 KEN	0.0334	0.0605	0.2503	0.1372	0.1444	0.0540	0.0240	0.0013	0.0704	0.0827	0.0133	0.0239	0.0363
55 MCH	0.1026	0.2932	1.3620	0.5578	0.3489	0.1189	0.0718	0.0121	0.4337	0.1683	0.0375	0.0828	0.1466
56 TEN	0.0158	0.0288	0.2084	0.1181	0.1368	0.0368	0.0230	0.0010	0.0940	0.0681	0.0062	0.0162	0.0330
57 MSU	0.0255	0.0685	0.1885	0.1606	0.1510	0.0209	0.0087	0.0020	0.1641	0.0882	0.0124	0.0442	0.0832
58 WVR	0.0066	0.0102	0.1724	0.3297	0.0573	0.0774	0.0299	0.0090	0.2539	0.1367	0.0242	0.0497	0.0658
59 NYK	0.0	0.0	0.0178	0.1109	0.0	0.0086	0.0121	0.0068	0.0430	0.0128	0.0217	0.0345	0.0973
60 ALA	0.0131	0.0384	0.1409	0.0876	0.1161	0.0231	0.0182	0.0008	0.0595	0.0472	0.0036	0.0055	0.0186
61 WI	0.1268	0.2423	0.4224	0.2162	0.3728	0.0906	0.0423	0.0127	0.1862	0.1583	0.0399	0.0784	0.1131
62 IA	0.0772	0.1568	0.1871	0.1576	0.1590	0.0640	0.0296	0.0129	0.1276	0.1182	0.0325	0.0498	0.0709
63 MIN	0.1065	0.1270	0.1254	0.1057	0.1540	0.1036	0.0579	0.0193	0.1096	0.0662	0.0470	0.0488	0.0634
64 VA	0.0	0.0	0.0502	0.1071	0.0	0.0	0.0065	0.0082	0.0686	0.0324	0.0195	0.0476	0.0602
65 NC	0.0013	0.0020	0.0428	0.0727	0.0	0.0127	0.0080	0.0067	0.0775	0.0256	0.0093	0.0132	0.0199
66 NH	0.0	0.0	0.0136	0.0759	0.0	0.0152	0.0	0.0069	0.0841	0.0074	0.0345	0.0575	0.0868
67 GA	0.0020	0.0038	0.1348	0.0730	0.0368	0.0159	0.0100	0.0025	0.0627	0.0366	0.0098	0.0089	0.0094
68 SC	0.0019	0.0033	0.0713	0.0661	0.0035	0.0063	0.0	0.0028	0.0167	0.0128	0.0067	0.0102	0.0070
69 MD	0.0	0.0	0.0440	0.1188	0.0	0.0	0.0017	0.0066	0.0595	0.0319	0.0345	0.0560	0.0768
70 DE	0.0	0.0	0.0267	0.0834	0.0	0.0	0.0	0.0076	0.0518	0.0268	0.0248	0.0414	0.0699
71 NJ	0.0	0.0	0.0046	0.1188	0.0	0.0	0.0	0.0064	0.0562	0.0225	0.0239	0.0279	0.0781
72 DC	0.0	0.0	0.0544	0.1182	0.0	0.0055	0.0050	0.0071	0.0491	0.0318	0.0261	0.0608	0.0746
73 AR	0.0117	0.0487	0.0941	0.0879	0.0724	0.0115	0.0	0.0009	0.0402	0.0478	0.0041	0.0199	0.0328
74 LA	0.0148	0.0358	0.0837	0.0397	0.0512	0.0151	0.0115	0.0006	0.0116	0.0182	0.0026	0.0057	0.0036
75 MS	0.0133	0.0494	0.1039	0.0657	0.0977	0.0167	0.0087	0.0007	0.0579	0.0365	0.0015	0.0020	0.0170
76 MA	0.0	0.0	0.0	0.0303	0.0	0.0	0.0	0.0062	0.0035	0.0	0.0167	0.0189	0.0363
77 CT	0.0	0.0	0.0	0.0992	0.0	0.0	0.0	0.0064	0.0336	0.0	0.0167	0.0250	0.0509
78 RI	0.0	0.0	0.0	0.0303	0.0	0.0	0.0	0.0062	0.0035	0.0	0.0167	0.0189	0.0363
79 ME	0.0	0.0	0.0	0.0215	0.0	0.0021	0.0	0.0052	0.0	0.0	0.0149	0.0221	0.0329
80 VT	0.0040	0.0028	0.0188	0.1040	0.0	0.0298	0.0289	0.0095	0.1270	0.0162	0.0474	0.0642	0.1563

066/86-Mai-21
Ministère des Communications

TABLEAU 4.1 (suite)

MATRICE DE TRANSFERT SOURCE-RECEPTEUR HIVER 1980
CONCENTRATION DE SO2 SEC (UG/M3-TGS)

	14 GP	15 MTL	16 NB	17 NE	18 ANT	19 TN	20 WNY	21 ENY	22 SNA	23 NNA	24 NDA	25 LAB
1 ABI	0.0955	0.8249	0.1873	0.1539	0.0534	0.0228	0.0343	0.2910	0.2944	0.4409	0.0831	0.0344
2 CQB	0.3545	0.1110	0.1310	0.1041	0.1194	0.0738	0.0194	0.0395	0.0160	0.0835	0.0667	0.1063
3 NQB	0.0776	0.0300	0.0138	0.0131	0.0940	0.0507	0.0005	0.0026	0.0016	0.0079	0.0	0.5721
10 NMN	0.0131	0.0069	0.0044	0.0044	0.0039	0.0030	0.0032	0.0040	0.0026	0.0056	0.0080	0.0171
11 SMN	0.0064	0.0114	0.0033	0.0028	0.0053	0.0016	0.0099	0.0100	0.0063	0.0051	0.0051	0.0070
12 NWO	0.0150	0.0530	0.0398	0.0229	0.0150	0.0076	0.0382	0.0188	0.0124	0.0264	0.0341	0.0101
13 NEO	0.0330	0.1697	0.0652	0.0444	0.0162	0.0112	0.1030	0.1179	0.0885	0.0949	0.3874	0.0241
14 SUD	0.1034	0.4344	0.1329	0.0649	0.0592	0.0246	0.2527	0.3097	0.2223	0.1667	0.6352	0.0276
15 SWO	0.0862	0.2625	0.0807	0.0759	0.0330	0.0400	2.0770	0.6115	0.3488	0.1577	0.1073	0.0190
16 SEO	0.1792	1.9590	0.2032	0.1483	0.1203	0.0686	0.1722	2.8070	1.6090	0.7634	0.0261	0.0340
17 SLV	0.2269	5.1050	0.5927	0.3547	0.1439	0.0944	0.1059	0.2786	0.6064	2.4930	0.0198	0.0430
18 NDA	0.0758	0.4151	0.1005	0.0859	0.0384	0.0196	0.1597	0.1014	0.1014	0.2729	11.2200	0.0208
19 GBY	7.6470	0.0509	1.1140	0.8739	0.9101	0.3606	0.0	0.0293	0.0785	0.1503	0.0	0.1577
20 NBK	0.0660	0.0595	2.5970	2.5550	0.1165	0.1945	0.0	0.0236	0.0814	0.0862	0.0	0.0386
21 NSP	0.0664	0.0044	0.0556	6.0190	0.0456	0.4806	0.0	0.0062	0.0321	0.0468	0.0	0.0397
22 NFL	0.0791	0.0	0.0735	0.0984	0.1904	10.1300	0.0	0.0	0.0	0.0093	0.0	0.0353
50 OHO	0.0522	0.2092	0.1093	0.0755	0.0411	0.0258	0.7375	0.3519	0.1648	0.1653	0.1756	0.0108
51 ILL	0.0554	0.1366	0.0408	0.0399	0.0356	0.0208	0.2074	0.1135	0.0995	0.0716	0.0979	0.0127
52 PEN	0.0603	0.2714	0.1177	0.1116	0.0464	0.0318	1.1920	0.7253	0.3658	0.2206	0.1793	0.0180
53 IND	0.0528	0.1701	0.0743	0.0477	0.0286	0.0251	0.2055	0.1084	0.1151	0.0962	0.0697	0.0105
54 KEN	0.0337	0.0923	0.0478	0.0430	0.0215	0.0167	0.2916	0.1860	0.1228	0.0939	0.1015	0.0060
55 MCH	0.0604	0.2752	0.0851	0.0871	0.0460	0.0377	0.6176	0.3223	0.2284	0.1517	0.1013	0.0223
56 TEN	0.0182	0.0666	0.0296	0.0361	0.0098	0.0215	0.1655	0.1557	0.0988	0.0627	0.1057	0.0023
57 MSU	0.0411	0.1281	0.0606	0.0335	0.0190	0.0107	0.1343	0.0733	0.0465	0.0547	0.0607	0.0069
58 WVR	0.0345	0.1368	0.0660	0.0753	0.0222	0.0206	0.4285	0.3291	0.2637	0.1280	0.0510	0.0079
59 NYK	0.0983	0.2387	0.2921	0.2672	0.0724	0.0780	0.2361	14.3900	3.3050	0.4769	0.0	0.0170
60 ALA	0.0071	0.0496	0.0371	0.0310	0.0021	0.0052	0.1059	0.1026	0.0842	0.0626	0.0630	0.0011
61 WI	0.0538	0.1320	0.0358	0.0419	0.0360	0.0162	0.2285	0.1473	0.1040	0.0852	0.1722	0.0166
62 IA	0.0293	0.0882	0.0343	0.0271	0.0226	0.0125	0.1621	0.1019	0.0667	0.0668	0.1457	0.0113
63 MIN	0.0300	0.0644	0.0276	0.0175	0.0158	0.0140	0.0478	0.0424	0.0320	0.0388	0.0787	0.0187
64 VA	0.0345	0.1012	0.0437	0.0607	0.0163	0.0332	0.0832	0.2130	0.1753	0.0923	0.0	0.0082
65 NC	0.0127	0.0505	0.0203	0.0508	0.0090	0.0281	0.0868	0.1151	0.1068	0.0406	0.0	0.0049
66 NH	0.1215	0.1405	0.5517	0.4272	0.1133	0.1139	0.0389	0.2948	6.1180	1.0400	0.0	0.0318
67 GA	0.0009	0.0336	0.0122	0.0229	0.0011	0.0058	0.0520	0.0393	0.0676	0.0217	0.0478	0.0041
68 SC	0.0065	0.0250	0.0086	0.0186	0.0033	0.0119	0.0605	0.0454	0.0332	0.0190	0.0	0.0037
69 MD	0.0598	0.1478	0.0641	0.0878	0.0251	0.0357	0.0987	0.3714	0.3338	0.1295	0.0	0.0122
70 DE	0.0602	0.1295	0.0564	0.0888	0.0302	0.0371	0.0918	0.2177	0.3038	0.1450	0.0	0.0127
71 NJ	0.0954	0.1896	0.1227	0.1322	0.0553	0.0618	0.1004	0.3624	0.7229	0.2134	0.0	0.0149
72 DC	0.0491	0.1505	0.0605	0.0842	0.0233	0.0292	0.1067	0.3409	0.2566	0.1148	0.0	0.0106
73 AR	0.0254	0.0660	0.0330	0.0177	0.0070	0.0136	0.0676	0.0380	0.0145	0.0458	0.0480	0.0
74 LA	0.0034	0.0157	0.0085	0.0073	0.0036	0.0013	0.0354	0.0292	0.0215	0.0120	0.0056	0.0011
75 MS	0.0045	0.0518	0.0186	0.0203	0.0051	0.0064	0.1101	0.0885	0.0399	0.0372	0.0464	0.0017
76 MA	0.0567	0.1010	0.2202	0.3061	0.0556	0.1088	0.0261	0.2314	11.5000	0.3284	0.0	0.0222
77 CT	0.0955	0.1606	0.1903	0.2265	0.0530	0.0877	0.1077	0.5073	4.2880	0.3509	0.0	0.0198
78 RI	0.0567	0.1010	0.2202	0.3061	0.0556	0.1088	0.0261	0.2314	11.5000	0.3284	0.0	0.0222
79 ME	0.1492	0.0497	0.8274	1.0340	0.1110	0.1353	0.0158	0.0745	0.2422	10.3900	0.0	0.0470
80 VT	0.1580	0.3174	0.4343	0.3244	0.0997	0.0871	0.1972	3.1410	4.5980	1.0300	0.0051	0.0337

056/86-Mai-21
Ministère des Communications

TABLEAU 4.2

MATRICE DE TRANSFERT SOURCE-RECEPTEUR HIVER 1980
CONCENTRATION DE SO2 HUM.(UG/M3-TGS)

	1 NEO	2 CEO	3 SWO	4 SEO	5 SUD	6 SBJ	7 PBL	8 NQB	9 OTT	10 ABI	11 NIT	12 CHI	13 LSJ
1 ABI	0.0091	0.0118	0.0064	0.0616	0.0338	0.0812	0.0203	0.0060	0.1716	1.4500	0.0269	0.1033	0.2408
2 CQB	0.0031	0.0036	0.0018	0.0114	0.0034	0.0714	0.0828	0.0272	0.0203	0.0369	1.7300	0.5965	0.1684
3 NQB	0.0002	0.0005	0.0001	0.0004	0.0010	0.0021	0.0015	0.8459	0.0006	0.0011	0.0791	0.0283	0.0140
10 NMN	0.0088	0.0038	0.0009	0.0012	0.0013	0.0039	0.0098	0.0044	0.0011	0.0025	0.0045	0.0027	0.0013
11 SMN	0.0043	0.0050	0.0046	0.0028	0.0029	0.0025	0.0047	0.0014	0.0016	0.0021	0.0016	0.0018	0.0016
12 NWO	0.0289	0.0515	0.0131	0.0070	0.0071	0.0133	0.0107	0.0032	0.0066	0.0204	0.0055	0.0054	0.0140
13 NEO	0.1251	0.9471	0.0690	0.0605	0.1321	0.0302	0.0114	0.0035	0.0187	0.0552	0.0114	0.0243	0.0234
14 SUD	0.0325	0.1277	0.1473	0.4893	11.8700	0.0322	0.0118	0.0034	0.2596	0.1664	0.0135	0.0263	0.0527
15 SWO	0.0085	0.0116	0.9081	0.1443	0.0315	0.0130	0.0046	0.0013	0.1199	0.0473	0.0071	0.0196	0.0365
16 SEO	0.0034	0.0012	0.0212	0.0479	0.0015	0.0128	0.0101	0.0012	0.0175	0.0087	0.0075	0.0258	0.0449
17 SLV	0.0006	0.0001	0.0038	0.0096	0.0002	0.0059	0.0069	0.0015	0.0100	0.0056	0.0087	0.0226	0.0866
18 NDA	0.0363	0.0375	0.0155	0.1452	0.0303	0.0735	0.0200	0.0056	0.2475	1.1150	0.0200	0.0751	0.1050
19 GBY	0.0005	0.0	0.0	0.0021	0.0	0.0020	0.0015	0.0025	0.0085	0.0047	0.0024	0.0113	0.0133
20 NBK	0.0	0.0	0.0	0.0	0.0	0.0	0.0	0.0008	0.0	0.0	0.0004	0.0007	0.0088
21 NSP	0.0	0.0	0.0	0.0	0.0	0.0	0.0	0.0	0.0	0.0	0.0	0.0006	0.0068
22 NFL	0.0	0.0	0.0	0.0	0.0	0.0	0.0	0.0007	0.0	0.0	0.0	0.0057	0.0035
50 OHO	0.0068	0.0073	0.0522	0.0299	0.0175	0.0062	0.0025	0.0006	0.0115	0.0118	0.0016	0.0029	0.0063
51 ILL	0.0050	0.0148	0.0347	0.0255	0.0276	0.0036	0.0012	0.0003	0.0299	0.0116	0.0016	0.0048	0.0090
52 PEN	0.0012	0.0009	0.0290	0.0452	0.0050	0.0070	0.0017	0.0008	0.0239	0.0116	0.0024	0.0049	0.0080
53 IND	0.0056	0.0111	0.0305	0.0189	0.0126	0.0033	0.0012	0.0003	0.0118	0.0068	0.0010	0.0026	0.0072
54 KEN	0.0020	0.0045	0.0207	0.0091	0.0136	0.0033	0.0014	0.0001	0.0039	0.0050	0.0007	0.0013	0.0020
55 MCH	0.0071	0.0301	0.2316	0.0716	0.0410	0.0096	0.0044	0.0006	0.0511	0.0144	0.0023	0.0065	0.0129
56 TEN	0.0008	0.0018	0.0146	0.0072	0.0108	0.0022	0.0013	0.0001	0.0057	0.0043	0.0003	0.0008	0.0018
57 MSU	0.0015	0.0044	0.0152	0.0120	0.0102	0.0011	0.0006	0.0001	0.0140	0.0057	0.0008	0.0027	0.0054
58 WVR	0.0004	0.0006	0.0167	0.0321	0.0039	0.0048	0.0021	0.0005	0.0234	0.0098	0.0013	0.0030	0.0040
59 NYK	0.0	0.0	0.0020	0.0113	0.0	0.0005	0.0012	0.0005	0.0033	0.0008	0.0024	0.0030	0.0080
60 ALA	0.0006	0.0022	0.0089	0.0050	0.0071	0.0013	0.0010	0.0001	0.0032	0.0026	0.0002	0.0003	0.0010
61 WI	0.0092	0.0246	0.0459	0.0180	0.0417	0.0058	0.0026	0.0007	0.0149	0.0129	0.0024	0.0054	0.0083
62 IA	0.0052	0.0121	0.0148	0.0109	0.0121	0.0038	0.0018	0.0008	0.0086	0.0077	0.0022	0.0031	0.0044
63 MIN	0.0078	0.0088	0.0096	0.0071	0.0123	0.0075	0.0040	0.0011	0.0071	0.0043	0.0033	0.0031	0.0037
64 VA	0.0	0.0	0.0037	0.0089	0.0	0.0	0.0004	0.0006	0.0045	0.0019	0.0010	0.0030	0.0040
65 NC	0.0001	0.0001	0.0030	0.0049	0.0	0.0011	0.0005	0.0004	0.0062	0.0023	0.0006	0.0011	0.0013
66 NH	0.0	0.0	0.0014	0.0099	0.0	0.0010	0.0	0.0006	0.0105	0.0006	0.0032	0.0057	0.0073
67 GA	0.0001	0.0002	0.0087	0.0041	0.0033	0.0010	0.0007	0.0001	0.0033	0.0020	0.0005	0.0005	0.0005
68 SC	0.0001	0.0001	0.0046	0.0042	0.0002	0.0005	0.0	0.0002	0.0015	0.0010	0.0004	0.0007	0.0005
69 MD	0.0	0.0	0.0035	0.0099	0.0	0.0	0.0001	0.0004	0.0041	0.0020	0.0022	0.0038	0.0055
70 DE	0.0	0.0	0.0024	0.0066	0.0	0.0	0.0	0.0005	0.0036	0.0018	0.0016	0.0030	0.0055
71 NJ	0.0	0.0	0.0003	0.0116	0.0	0.0	0.0	0.0004	0.0042	0.0015	0.0023	0.0020	0.0062
72 DC	0.0	0.0	0.0048	0.0098	0.0	0.0003	0.0003	0.0005	0.0031	0.0019	0.0015	0.0041	0.0056
73 AR	0.0006	0.0029	0.0061	0.0057	0.0055	0.0006	0.0	0.0001	0.0023	0.0027	0.0002	0.0010	0.0018
74 LA	0.0008	0.0020	0.0045	0.0020	0.0025	0.0008	0.0006	0.0000	0.0005	0.0009	0.0002	0.0003	0.0002
75 MS	0.0007	0.0027	0.0059	0.0037	0.0055	0.0009	0.0004	0.0000	0.0031	0.0019	0.0001	0.0002	0.0008
76 MA	0.0	0.0	0.0	0.0025	0.0	0.0	0.0	0.0005	0.0002	0.0	0.0017	0.0017	0.0033
77 CT	0.0	0.0	0.0	0.0106	0.0	0.0	0.0	0.0004	0.0030	0.0	0.0016	0.0033	0.0054
78 RI	0.0	0.0	0.0	0.0025	0.0	0.0	0.0	0.0005	0.0002	0.0	0.0017	0.0017	0.0033
79 ME	0.0	0.0	0.0	0.0017	0.0	0.0001	0.0	0.0005	0.0	0.0	0.0016	0.0016	0.0020
80 VT	0.0002	0.0001	0.0021	0.0127	0.0	0.0021	0.0025	0.0009	0.0156	0.0012	0.0044	0.0055	0.0146

056/84-Mai-21
Ministère des Communications

TABLEAU 4.2 (suite)

MATRICE DE TRANSFERT SOURCE-RECEPTEUR HIVER 1980
CONCENTRATION DE SO2 HUM.(UG/M3-TGS)

	14 GP	15 MTL	16 NB	17 NE	18 ANT	19 TN	20 WNY	21 ENY	22 SNA	23 NNA	24 NDA	25 LAB
1 ABI	0.0229	0.2953	0.0458	0.0373	0.0125	0.0051	0.0081	0.0872	0.0882	0.1366	0.0239	0.0081
2 CQB	0.1080	0.0321	0.0384	0.0283	0.0323	0.0186	0.0043	0.0096	0.0043	0.0250	0.0174	0.0286
3 NQB	0.0229	0.0081	0.0034	0.0032	0.0263	0.0133	0.0001	0.0005	0.0004	0.0020	0.0	0.1953
10 NMN	0.0019	0.0010	0.0006	0.0006	0.0006	0.0004	0.0004	0.0005	0.0003	0.0007	0.0013	0.0024
11 SMN	0.0009	0.0016	0.0004	0.0004	0.0007	0.0002	0.0014	0.0014	0.0009	0.0007	0.0007	0.0010
12 NWO	0.0024	0.0084	0.0060	0.0032	0.0023	0.0011	0.0059	0.0027	0.0018	0.0038	0.0055	0.0015
13 NEO	0.0051	0.0278	0.0099	0.0064	0.0024	0.0016	0.0187	0.0198	0.0143	0.0145	0.0824	0.0038
14 SUD	0.0181	0.0890	0.0215	0.0097	0.0091	0.0036	0.0550	0.0634	0.0409	0.0279	0.1897	0.0041
15 SWO	0.0121	0.0403	0.0094	0.0086	0.0036	0.0045	0.4982	0.1084	0.0540	0.0201	0.0174	0.0020
16 SEO	0.0261	0.5952	0.0283	0.0189	0.0147	0.0078	0.0260	0.7944	0.3858	0.1480	0.0032	0.0042
17 SLV	0.0344	1.7780	0.1085	0.0568	0.0187	0.0113	0.0156	0.0494	0.1385	0.6882	0.0030	0.0056
18 NDA	0.0197	0.1272	0.0230	0.0198	0.0087	0.0043	0.0437	0.0282	0.0275	0.0741	7.0570	0.0046
19 GBY	2.2450	0.0053	0.2123	0.1426	0.1540	0.0461	0.0	0.0027	0.0081	0.0190	0.0	0.0215
20 NBK	0.0070	0.0064	0.7150	0.5706	0.0141	0.0237	0.0	0.0025	0.0089	0.0110	0.0	0.0042
21 NSP	0.0070	0.0006	0.0061	1.7280	0.0057	0.0718	0.0	0.0006	0.0031	0.0047	0.0	0.0052
22 NFL	0.0097	0.0	0.0085	0.0136	0.0267	3.1530	0.0	0.0	0.0	0.0008	0.0	0.0046
50 OHO	0.0032	0.0171	0.0073	0.0044	0.0028	0.0014	0.0940	0.0342	0.0122	0.0115	0.0157	0.0006
51 ILL	0.0033	0.0092	0.0023	0.0021	0.0019	0.0011	0.0162	0.0077	0.0059	0.0040	0.0077	0.0008
52 PEN	0.0037	0.0247	0.0078	0.0073	0.0027	0.0017	0.2091	0.1020	0.0355	0.0177	0.0122	0.0010
53 IND	0.0038	0.0133	0.0047	0.0025	0.0016	0.0013	0.0158	0.0070	0.0074	0.0062	0.0043	0.0006
54 KEN	0.0021	0.0058	0.0029	0.0024	0.0013	0.0009	0.0254	0.0139	0.0077	0.0062	0.0080	0.0004
55 MCH	0.0041	0.0236	0.0054	0.0051	0.0025	0.0021	0.0656	0.0274	0.0162	0.0099	0.0085	0.0012
56 TEN	0.0010	0.0037	0.0018	0.0019	0.0005	0.0011	0.0112	0.0112	0.0062	0.0037	0.0088	0.0002
57 MSU	0.0023	0.0086	0.0032	0.0017	0.0009	0.0005	0.0089	0.0044	0.0025	0.0029	0.0035	0.0004
58 WVR	0.0020	0.0098	0.0038	0.0044	0.0014	0.0011	0.0469	0.0325	0.0240	0.0087	0.0028	0.0004
59 NYK	0.0064	0.0245	0.0246	0.0212	0.0045	0.0045	0.0312	3.7560	0.7001	0.0549	0.0	0.0011
60 ALA	0.0004	0.0026	0.0021	0.0015	0.0001	0.0003	0.0070	0.0066	0.0048	0.0035	0.0037	0.0000
61 WI	0.0036	0.0086	0.0020	0.0022	0.0023	0.0008	0.0190	0.0094	0.0058	0.0048	0.0153	0.0009
62 IA	0.0017	0.0051	0.0018	0.0014	0.0012	0.0006	0.0103	0.0060	0.0036	0.0036	0.0103	0.0006
63 MIN	0.0017	0.0037	0.0015	0.0009	0.0008	0.0008	0.0030	0.0025	0.0017	0.0021	0.0050	0.0010
64 VA	0.0021	0.0080	0.0026	0.0039	0.0009	0.0020	0.0074	0.0204	0.0156	0.0069	0.0	0.0004
65 NC	0.0006	0.0029	0.0011	0.0032	0.0004	0.0017	0.0060	0.0082	0.0075	0.0024	0.0	0.0003
66 NH	0.0085	0.0143	0.0596	0.0393	0.0078	0.0072	0.0041	0.0426	1.4840	0.1791	0.0	0.0021
67 GA	0.0000	0.0016	0.0006	0.0012	0.0001	0.0003	0.0033	0.0021	0.0040	0.0011	0.0029	0.0002
68 SC	0.0004	0.0013	0.0004	0.0011	0.0002	0.0007	0.0037	0.0025	0.0017	0.0009	0.0	0.0002
69 MD	0.0035	0.0133	0.0044	0.0057	0.0014	0.0021	0.0094	0.0485	0.0372	0.0115	0.0	0.0007
70 DE	0.0037	0.0122	0.0036	0.0057	0.0017	0.0024	0.0084	0.0270	0.0346	0.0128	0.0	0.0007
71 NJ	0.0061	0.0193	0.0098	0.0093	0.0033	0.0037	0.0102	0.0545	0.1063	0.0227	0.0	0.0009
72 DC	0.0028	0.0132	0.0039	0.0056	0.0012	0.0018	0.0110	0.0406	0.0261	0.0094	0.0	0.0006
73 AR	0.0013	0.0039	0.0018	0.0009	0.0003	0.0006	0.0039	0.0021	0.0007	0.0026	0.0029	0.0
74 LA	0.0002	0.0008	0.0004	0.0003	0.0002	0.0001	0.0020	0.0018	0.0012	0.0006	0.0003	0.0001
75 MS	0.0002	0.0027	0.0009	0.0010	0.0003	0.0004	0.0070	0.0051	0.0021	0.0019	0.0025	0.0001
76 MA	0.0043	0.0101	0.0204	0.0280	0.0038	0.0068	0.0022	0.0350	2.9420	0.0414	0.0	0.0016
77 CT	0.0069	0.0181	0.0151	0.0187	0.0035	0.0051	0.0121	0.0895	1.0330	0.0445	0.0	0.0015
78 RI	0.0043	0.0101	0.0204	0.0280	0.0038	0.0068	0.0022	0.0350	2.9420	0.0414	0.0	0.0016
79 ME	0.0119	0.0039	0.1153	0.1334	0.0078	0.0091	0.0011	0.0073	0.0272	2.6090	0.0	0.0034
80 VT	0.0119	0.0409	0.0430	0.0281	0.0068	0.0051	0.0242	0.7323	0.9988	0.1531	0.0003	0.0022

086/84-Mai-21
Ministère des Communications

TABLEAU 4.3

MATRICE DE TRANSFERT SOURCE-RECEPTEUR HIVER 1980
CONCENTRATION DE SO4 SEC (UG/M3-TGS)

	1 NEO	2 CEO	3 SWO	4 SEO	5 SUD	6 SBJ	7 PBL	8 NQB	9 OTT	10 ABI	11 NIT	12 CHI	13 LSJ
1 ABI	0.0235	0.0333	0.0224	0.1133	0.0714	0.1246	0.0468	0.0210	0.2381	0.8267	0.0612	0.2049	0.3572
2 CQB	0.0101	0.0126	0.0080	0.0396	0.0110	0.1303	0.1051	0.0577	0.0618	0.0921	0.9773	0.6077	0.2599
3 NQB	0.0008	0.0026	0.0009	0.0024	0.0049	0.0052	0.0059	0.5970	0.0029	0.0037	0.1380	0.0702	0.0361
10 NMN	0.0596	0.0351	0.0117	0.0128	0.0106	0.0308	0.0805	0.0370	0.0105	0.0213	0.0371	0.0229	0.0136
11 SMN	0.0378	0.0413	0.0365	0.0262	0.0181	0.0286	0.0382	0.0148	0.0148	0.0206	0.0150	0.0203	0.0173
12 NWO	0.1478	0.2055	0.0867	0.0528	0.0475	0.1037	0.0734	0.0292	0.0443	0.1216	0.0381	0.0457	0.1027
13 NEO	0.2314	0.8879	0.2518	0.2817	0.3464	0.1042	0.0533	0.0254	0.1250	0.2262	0.0633	0.1097	0.1248
14 SUD	0.0997	0.1825	0.3038	0.6681	5.4060	0.1028	0.0509	0.0240	0.5567	0.3158	0.0658	0.0979	0.2060
15 SWO	0.0752	0.0717	0.9295	0.3609	0.1150	0.0762	0.0435	0.0218	0.2762	0.1740	0.0657	0.1147	0.1577
16 SEO	0.0350	0.0154	0.0979	0.1459	0.0186	0.0868	0.0563	0.0059	0.0986	0.0653	0.0385	0.1379	0.2020
17 SLV	0.0072	0.0031	0.0230	0.0636	0.0043	0.0353	0.0392	0.0146	0.0738	0.0304	0.0522	0.0976	0.2123
18 NDA	0.0738	0.0702	0.0463	0.2429	0.0713	0.1173	0.0468	0.0206	0.3014	0.7654	0.0513	0.1464	0.2411
19 GBY	0.0049	0.0	0.0	0.0318	0.0	0.0255	0.0132	0.0195	0.1062	0.0520	0.0205	0.0765	0.1032
20 NBK	0.0	0.0	0.0	0.0	0.0	0.0	0.0	0.0036	0.0	0.0	0.0035	0.0128	0.0938
21 NSP	0.0	0.0	0.0	0.0	0.0	0.0	0.0	0.0	0.0	0.0	0.0	0.0043	0.0840
22 NFL	0.0	0.0	0.0	0.0	0.0	0.0	0.0	0.0043	0.0	0.0	0.0	0.0270	0.0206
50 OHO	0.1233	0.1304	0.3497	0.2319	0.2205	0.1196	0.0809	0.0258	0.1633	0.1643	0.0657	0.0705	0.1220
51 ILL	0.1276	0.1761	0.2703	0.2605	0.2438	0.1404	0.0616	0.0110	0.2869	0.1984	0.0493	0.1298	0.1760
52 PEN	0.0563	0.0466	0.2170	0.3376	0.1824	0.1486	0.0274	0.0360	0.2705	0.1995	0.0669	0.1178	0.1678
53 IND	0.1156	0.1652	0.2772	0.2276	0.1696	0.1238	0.0516	0.0078	0.1866	0.1652	0.0470	0.0884	0.1561
54 KEN	0.0640	0.0828	0.2945	0.2207	0.1440	0.1005	0.0503	0.0017	0.1540	0.1535	0.0320	0.0574	0.0782
55 MCH	0.1538	0.2611	0.6321	0.3751	0.2627	0.1434	0.1312	0.0292	0.3254	0.1890	0.0667	0.1041	0.1596
56 TEN	0.0379	0.0517	0.3061	0.2172	0.1714	0.0678	0.0463	0.0014	0.1747	0.1181	0.0143	0.0410	0.0704
57 MSU	0.0489	0.1165	0.2299	0.2158	0.2341	0.0531	0.0139	0.0030	0.1843	0.1465	0.0204	0.0803	0.1374
58 WVR	0.0129	0.0197	0.1655	0.3139	0.0899	0.1381	0.0452	0.0211	0.2600	0.1955	0.0599	0.0942	0.1202
59 NYK	0.0	0.0	0.0139	0.0993	0.0	0.0153	0.0117	0.0107	0.0557	0.0212	0.0181	0.0387	0.1158
60 ALA	0.0364	0.0755	0.2413	0.1767	0.2121	0.0472	0.0415	0.0013	0.1334	0.1059	0.0090	0.0150	0.0454
61 WI	0.1771	0.2194	0.3510	0.2525	0.2987	0.1512	0.0766	0.0303	0.2283	0.1892	0.0737	0.1177	0.1552
62 IA	0.1216	0.2019	0.2344	0.2373	0.2099	0.1246	0.0560	0.0218	0.1987	0.1927	0.0499	0.0897	0.1281
63 MIN	0.1477	0.1910	0.1631	0.1651	0.1891	0.1469	0.0882	0.0408	0.1801	0.1076	0.0703	0.0843	0.1246
64 VA	0.0	0.0	0.0681	0.1257	0.0	0.0	0.0118	0.0125	0.1117	0.0632	0.0484	0.0805	0.0954
65 NC	0.0050	0.0074	0.0621	0.1122	0.0	0.0144	0.0124	0.0114	0.0961	0.0268	0.0155	0.0153	0.0337
66 NH	0.0	0.0	0.0120	0.0501	0.0	0.0256	0.0	0.0070	0.0586	0.0086	0.0344	0.0537	0.1000
67 GA	0.0084	0.0144	0.2249	0.1532	0.0383	0.0256	0.0152	0.0081	0.1502	0.0785	0.0241	0.0222	0.0273
68 SC	0.0080	0.0127	0.1171	0.1135	0.0149	0.0083	0.0	0.0064	0.0178	0.0158	0.0110	0.0144	0.0105
69 MD	0.0	0.0	0.0540	0.1375	0.0	0.0	0.0026	0.0126	0.0886	0.0551	0.0585	0.0860	0.1104
70 DE	0.0	0.0	0.0279	0.1036	0.0	0.0	0.0	0.0116	0.0763	0.0421	0.0397	0.0586	0.0886
71 NJ	0.0	0.0	0.0081	0.1134	0.0	0.0	0.0	0.0100	0.0757	0.0343	0.0232	0.0401	0.0977
72 DC	0.0	0.0	0.0592	0.1379	0.0	0.0148	0.0077	0.0116	0.0838	0.0599	0.0500	0.0951	0.1004
73 AR	0.0277	0.0905	0.1544	0.1470	0.0961	0.0334	0.0	0.0014	0.0834	0.0975	0.0093	0.0592	0.0740
74 LA	0.0300	0.0797	0.1953	0.1013	0.1441	0.0409	0.0299	0.0012	0.0392	0.0538	0.0048	0.0172	0.0133
75 MS	0.0307	0.1113	0.2142	0.1414	0.2063	0.0399	0.0237	0.0014	0.1337	0.0921	0.0025	0.0024	0.0480
76 MA	0.0	0.0	0.0	0.0348	0.0	0.0	0.0	0.0080	0.0078	0.0	0.0155	0.0206	0.0378
77 CT	0.0	0.0	0.0	0.0842	0.0	0.0	0.0	0.0096	0.0352	0.0	0.0156	0.0160	0.0431
78 RI	0.0	0.0	0.0	0.0348	0.0	0.0	0.0	0.0080	0.0078	0.0	0.0155	0.0206	0.0378
79 ME	0.0	0.0	0.0	0.0265	0.0	0.0051	0.0	0.0050	0.0	0.0	0.0128	0.0313	0.0607
80 VT	0.0087	0.0069	0.0150	0.0745	0.0	0.0427	0.0325	0.0093	0.0902	0.0217	0.0474	0.0721	0.1575

DGSB4-M&I-21
Ministère des Communications

TABLEAU 4.3 (suite)

MATRICE DE TRANSFERT SOURCE-RECEPTEUR HIVER 1980
CONCENTRATION DE SO4 SEC (UG/M3-TGS)

	14 GP	15 MTL	16 NB	17 NE	18 ANT	19 TN	20 WNY	21 ENY	22 SNA	23 NNA	24 NDA	25 LAB
1 ABI	0.0801	0.3911	0.1516	0.1264	0.0464	0.0212	0.0294	0.1755	0.1776	0.2538	0.0528	0.0297
2 CQB	0.2206	0.0755	0.0870	0.0786	0.0909	0.0641	0.0212	0.0362	0.0126	0.0537	0.0543	0.0817
3 NQB	0.0510	0.0230	0.0123	0.0124	0.0675	0.0411	0.0007	0.0031	0.0015	0.0067	0.0	0.2955
10 NMN	0.0183	0.0108	0.0076	0.0078	0.0056	0.0058	0.0054	0.0066	0.0046	0.0093	0.0090	0.0249
11 SMN	0.0100	0.0166	0.0060	0.0052	0.0093	0.0031	0.0135	0.0151	0.0096	0.0085	0.0078	0.0112
12 NWO	0.0165	0.0599	0.0507	0.0338	0.0178	0.0102	0.0453	0.0257	0.0172	0.0369	0.0365	0.0137
13 NEO	0.0391	0.1782	0.0809	0.0608	0.0201	0.0159	0.0903	0.1189	0.0955	0.1145	0.2662	0.0277
14 SUD	0.0961	0.3154	0.1432	0.0828	0.0705	0.0321	0.1680	0.2249	0.1907	0.1681	0.2718	0.0358
15 SWO	0.0822	0.2177	0.1055	0.1044	0.0508	0.0570	0.8852	0.4098	0.2859	0.1762	0.0822	0.0320
16 SEO	0.1641	0.6382	0.2005	0.1702	0.1502	0.0981	0.1500	1.0120	0.7307	0.4645	0.0329	0.0415
17 SLV	0.2001	1.4030	0.3937	0.2870	0.1657	0.1305	0.0976	0.1935	0.2971	0.9459	0.0177	0.0502
18 NDA	0.0561	0.2427	0.0902	0.0765	0.0348	0.0188	0.1095	0.0679	0.0704	0.1891	2.6270	0.0199
19 GBY	2.0920	0.0668	0.5588	0.5460	0.5398	0.3253	0.0	0.0524	0.1058	0.1383	0.0	0.1289
20 NBK	0.0848	0.0730	0.7810	1.0300	0.1156	0.1907	0.0	0.0303	0.0969	0.0775	0.0	0.0467
21 NSP	0.0867	0.0039	0.0667	1.7030	0.0423	0.3414	0.0	0.0088	0.0515	0.0694	0.0	0.0347
22 NFL	0.0770	0.0	0.0798	0.0788	0.1487	2.5370	0.0	0.0	0.0	0.0191	0.0	0.0310
50 OHO	0.0936	0.2507	0.1745	0.1501	0.0620	0.0607	0.5008	0.3365	0.2259	0.2477	0.1865	0.0243
51 ILL	0.1034	0.2118	0.0891	0.1014	0.0847	0.0489	0.2628	0.1766	0.1912	0.1502	0.1234	0.0240
52 PEN	0.1078	0.2825	0.1868	0.1829	0.0901	0.0759	0.5290	0.4339	0.3505	0.2700	0.2743	0.0373
53 IND	0.0754	0.2148	0.1263	0.1152	0.0624	0.0688	0.2665	0.1789	0.1949	0.1607	0.1232	0.0215
54 KEN	0.0609	0.1602	0.0895	0.0920	0.0383	0.0405	0.3211	0.2503	0.2159	0.1497	0.1279	0.0107
55 MCH	0.0934	0.3081	0.1452	0.1727	0.1039	0.0810	0.5274	0.3659	0.3314	0.2497	0.1172	0.0515
56 TEN	0.0448	0.1474	0.0567	0.0843	0.0258	0.0540	0.2583	0.2215	0.1717	0.1198	0.1237	0.0033
57 MSU	0.0871	0.2001	0.1412	0.0934	0.0525	0.0314	0.2145	0.1402	0.1105	0.1287	0.1203	0.0173
58 WVR	0.0690	0.1961	0.1339	0.1456	0.0388	0.0480	0.3530	0.3085	0.2735	0.1991	0.1167	0.0192
59 NYK	0.1619	0.2129	0.3358	0.3319	0.1269	0.1595	0.1529	3.3420	1.1110	0.3683	0.0	0.0279
60 ALA	0.0170	0.1232	0.0781	0.0867	0.0063	0.0119	0.1717	0.1731	0.1720	0.1333	0.1213	0.0037
61 WI	0.0834	0.2179	0.0755	0.0998	0.0612	0.0401	0.2671	0.2521	0.2220	0.1812	0.1842	0.0383
62 IA	0.0609	0.1781	0.0845	0.0728	0.0525	0.0312	0.2782	0.1992	0.1500	0.1567	0.2130	0.0249
63 MIN	0.0632	0.1276	0.0666	0.0444	0.0386	0.0316	0.0827	0.0844	0.0759	0.0882	0.1335	0.0434
64 VA	0.0634	0.1262	0.0829	0.1032	0.0400	0.0594	0.0897	0.2069	0.1869	0.1238	0.0	0.0195
65 NC	0.0336	0.1046	0.0433	0.0882	0.0260	0.0521	0.1303	0.1663	0.1577	0.0805	0.0	0.0117
66 NH	0.1794	0.1264	0.4617	0.4376	0.1715	0.1945	0.0335	0.1704	1.6310	0.4737	0.0	0.0508
67 GA	0.0024	0.0965	0.0335	0.0578	0.0030	0.0125	0.0902	0.0900	0.1325	0.0613	0.0907	0.0120
68 SC	0.0129	0.0591	0.0228	0.0355	0.0095	0.0221	0.1088	0.1031	0.0904	0.0578	0.0	0.0093
69 MD	0.1182	0.1558	0.0989	0.1461	0.0559	0.0680	0.0974	0.2446	0.2688	0.1384	0.0	0.0259
70 DE	0.1070	0.1294	0.0955	0.1505	0.0632	0.0628	0.0942	0.1532	0.2381	0.1563	0.0	0.0276
71 NJ	0.1630	0.1712	0.1516	0.1927	0.1028	0.1190	0.0908	0.1985	0.4080	0.1819	0.0	0.0257
72 DC	0.1018	0.1642	0.1008	0.1360	0.0554	0.0531	0.0943	0.2521	0.2312	0.1367	0.0	0.0246
73 AR	0.0625	0.1280	0.0730	0.0513	0.0214	0.0481	0.1377	0.0842	0.0408	0.0971	0.0872	0.0
74 LA	0.0118	0.0425	0.0267	0.0228	0.0133	0.0029	0.0735	0.0510	0.0503	0.0320	0.0216	0.0038
75 MS	0.0096	0.1231	0.0495	0.0549	0.0087	0.0144	0.1866	0.1767	0.0982	0.0923	0.1081	0.0032
76 MA	0.0760	0.0934	0.2241	0.3164	0.0854	0.1910	0.0304	0.1257	2.7770	0.2261	0.0	0.0316
77 CT	0.1334	0.1274	0.2356	0.2663	0.0855	0.1722	0.0856	0.2236	1.1570	0.2399	0.0	0.0272
78 RI	0.0760	0.0934	0.2241	0.3164	0.0854	0.1910	0.0304	0.1257	2.7770	0.2261	0.0	0.0316
79 ME	0.1848	0.0623	0.5008	0.6911	0.1625	0.2115	0.0234	0.0701	0.1930	2.5950	0.0	0.0669
80 VT	0.2095	0.2123	0.4054	0.3596	0.1525	0.1726	0.1406	0.8996	1.4840	0.5724	0.0139	0.0544

0661/84-Mai-21
Ministère des Communications

TABLEAU 4.4

MATRICE DE TRANSFERT SOURCE-RECEPTEUR HIVER 1980
CONCENTRATION DE SO4 HUM.(UG/M3-TGS)

	1 NEO	2 CEO	3 SWO	4 SEO	5 SUD	6 SBJ	7 PBL	8 NQB	9 OTT	10 ABI	11 NIT	12 CHI	13 LSJ
1 ABI	0.0026	0.0037	0.0024	0.0132	0.0082	0.0150	0.0053	0.0022	0.0294	0.1809	0.0069	0.0236	0.0434
2 CQB	0.0012	0.0014	0.0009	0.0045	0.0013	0.0161	0.0140	0.0070	0.0071	0.0109	0.2206	0.0878	0.0331
3 NQB	0.0001	0.0003	0.0001	0.0002	0.0005	0.0006	0.0007	0.1088	0.0003	0.0004	0.0172	0.0083	0.0042
10 NMN	0.0044	0.0025	0.0008	0.0009	0.0008	0.0022	0.0058	0.0027	0.0007	0.0015	0.0027	0.0016	0.0010
11 SMN	0.0027	0.0030	0.0026	0.0019	0.0013	0.0020	0.0028	0.0010	0.0011	0.0015	0.0011	0.0014	0.0012
12 NWO	0.0112	0.0160	0.0064	0.0039	0.0035	0.0075	0.0054	0.0021	0.0033	0.0091	0.0028	0.0033	0.0075
13 NEO	0.0214	0.1275	0.0198	0.0216	0.0289	0.0083	0.0041	0.0019	0.0092	0.0176	0.0048	0.0084	0.0094
14 SUD	0.0081	0.0191	0.0270	0.0717	1.7690	0.0083	0.0039	0.0018	0.0488	0.0289	0.0050	0.0077	0.0161
15 SWO	0.0043	0.0042	0.1399	0.0275	0.0075	0.0045	0.0025	0.0012	0.0220	0.0114	0.0037	0.0068	0.0099
16 SEO	0.0019	0.0008	0.0059	0.0097	0.0010	0.0050	0.0033	0.0004	0.0058	0.0037	0.0023	0.0081	0.0122
17 SLV	0.0004	0.0002	0.0014	0.0037	0.0002	0.0021	0.0023	0.0008	0.0043	0.0018	0.0031	0.0061	0.0154
18 NDA	0.0085	0.0082	0.0050	0.0288	0.0080	0.0140	0.0053	0.0022	0.0387	0.1386	0.0057	0.0169	0.0272
19 GBY	0.0002	0.0	0.0	0.0015	0.0	0.0012	0.0006	0.0010	0.0050	0.0025	0.0010	0.0038	0.0051
20 NBK	0.0	0.0	0.0	0.0	0.0	0.0	0.0	0.0002	0.0	0.0	0.0002	0.0006	0.0045
21 NSP	0.0	0.0	0.0	0.0	0.0	0.0	0.0	0.0	0.0	0.0	0.0	0.0002	0.0040
22 NFL	0.0	0.0	0.0	0.0	0.0	0.0	0.0	0.0002	0.0	0.0	0.0	0.0014	0.0010
50 OHO	0.0034	0.0036	0.0117	0.0074	0.0063	0.0033	0.0022	0.0007	0.0046	0.0047	0.0017	0.0019	0.0034
51 ILL	0.0034	0.0051	0.0086	0.0078	0.0075	0.0037	0.0016	0.0003	0.0087	0.0055	0.0013	0.0035	0.0048
52 PEN	0.0015	0.0012	0.0070	0.0109	0.0049	0.0041	0.0008	0.0010	0.0079	0.0055	0.0018	0.0032	0.0046
53 IND	0.0032	0.0046	0.0085	0.0066	0.0048	0.0033	0.0014	0.0002	0.0052	0.0045	0.0012	0.0024	0.0043
54 KEN	0.0017	0.0023	0.0083	0.0060	0.0043	0.0027	0.0013	0.0000	0.0041	0.0041	0.0008	0.0015	0.0021
55 MCH	0.0042	0.0081	0.0366	0.0139	0.0089	0.0040	0.0035	0.0008	0.0111	0.0054	0.0018	0.0029	0.0046
56 TEN	0.0010	0.0014	0.0084	0.0058	0.0048	0.0018	0.0012	0.0000	0.0047	0.0032	0.0004	0.0011	0.0019
57 MSU	0.0013	0.0031	0.0065	0.0060	0.0064	0.0014	0.0004	0.0001	0.0053	0.0040	0.0006	0.0022	0.0037
58 WVR	0.0003	0.0005	0.0050	0.0094	0.0024	0.0037	0.0012	0.0006	0.0076	0.0054	0.0016	0.0025	0.0032
59 NYK	0.0	0.0	0.0005	0.0031	0.0	0.0004	0.0004	0.0003	0.0015	0.0006	0.0006	0.0011	0.0033
60 ALA	0.0010	0.0020	0.0065	0.0047	0.0057	0.0013	0.0011	0.0000	0.0035	0.0028	0.0002	0.0004	0.0012
61 WI	0.0049	0.0067	0.0112	0.0072	0.0098	0.0041	0.0021	0.0008	0.0064	0.0053	0.0020	0.0032	0.0043
62 IA	0.0033	0.0056	0.0066	0.0065	0.0058	0.0033	0.0015	0.0006	0.0054	0.0052	0.0014	0.0024	0.0034
63 MIN	0.0041	0.0052	0.0045	0.0045	0.0053	0.0040	0.0024	0.0011	0.0049	0.0029	0.0019	0.0023	0.0033
64 VA	0.0	0.0	0.0019	0.0036	0.0	0.0	0.0003	0.0003	0.0030	0.0017	0.0013	0.0022	0.0026
65 NC	0.0001	0.0002	0.0017	0.0031	0.0	0.0004	0.0003	0.0003	0.0027	0.0008	0.0004	0.0004	0.0009
66 NH	0.0	0.0	0.0004	0.0019	0.0	0.0007	0.0	0.0002	0.0021	0.0002	0.0010	0.0016	0.0028
67 GA	0.0002	0.0004	0.0061	0.0041	0.0011	0.0007	0.0004	0.0002	0.0040	0.0021	0.0006	0.0006	0.0007
68 SC	0.0002	0.0003	0.0032	0.0031	0.0004	0.0002	0.0	0.0002	0.0005	0.0004	0.0003	0.0004	0.0003
69 MD	0.0	0.0	0.0015	0.0039	0.0	0.0	0.0001	0.0003	0.0024	0.0015	0.0016	0.0023	0.0030
70 DE	0.0	0.0	0.0008	0.0029	0.0	0.0	0.0	0.0003	0.0021	0.0011	0.0011	0.0016	0.0025
71 NJ	0.0	0.0	0.0002	0.0034	0.0	0.0	0.0	0.0003	0.0021	0.0009	0.0007	0.0011	0.0027
72 DC	0.0	0.0	0.0017	0.0039	0.0	0.0004	0.0002	0.0003	0.0023	0.0016	0.0013	0.0026	0.0028
73 AR	0.0007	0.0024	0.0042	0.0040	0.0027	0.0009	0.0	0.0000	0.0022	0.0026	0.0002	0.0016	0.0020
74 LA	0.0008	0.0021	0.0052	0.0027	0.0038	0.0011	0.0008	0.0000	0.0010	0.0014	0.0001	0.0005	0.0003
75 MS	0.0008	0.0030	0.0057	0.0038	0.0055	0.0011	0.0006	0.0000	0.0035	0.0024	0.0001	0.0001	0.0013
76 MA	0.0	0.0	0.0	0.0010	0.0	0.0	0.0	0.0002	0.0002	0.0	0.0005	0.0006	0.0011
77 CT	0.0	0.0	0.0	0.0027	0.0	0.0	0.0	0.0003	0.0010	0.0	0.0005	0.0006	0.0014
78 RI	0.0	0.0	0.0	0.0010	0.0	0.0	0.0	0.0002	0.0002	0.0	0.0005	0.0006	0.0011
79 ME	0.0	0.0	0.0	0.0007	0.0	0.0001	0.0	0.0001	0.0	0.0	0.0004	0.0009	0.0016
80 VT	0.0002	0.0002	0.0005	0.0026	0.0	0.0012	0.0009	0.0003	0.0032	0.0006	0.0014	0.0021	0.0046

066/84-Mai-21
Ministère des Communications

TABLEAU 4.4 (suite)

MATRICE DE TRANSFERT SOURCE-RECEPTEUR HIVER 1980
CONCENTRATION DE SO4 HUM.(UG/M3-TGS)

	14 GP	15 MTL	16 NB	17 NE	18 ANT	19 TN	20 WNY	21 ENY	22 SNA	23 NNA	24 NDA	25 LAB
1 ABI	0.0085	0.0489	0.0163	0.0135	0.0049	0.0022	0.0031	0.0202	0.0204	0.0295	0.0060	0.0031
2 CQB	0.0268	0.0090	0.0104	0.0091	0.0106	0.0072	0.0023	0.0040	0.0014	0.0065	0.0062	0.0095
3 NQB	0.0061	0.0027	0.0014	0.0014	0.0079	0.0047	0.0001	0.0003	0.0002	0.0008	0.0	0.0378
10 NMN	0.0013	0.0008	0.0005	0.0005	0.0004	0.0004	0.0004	0.0005	0.0003	0.0006	0.0007	0.0018
11 SMN	0.0007	0.0012	0.0004	0.0004	0.0006	0.0002	0.0010	0.0011	0.0007	0.0006	0.0005	0.0008
12 NWO	0.0012	0.0044	0.0037	0.0024	0.0013	0.0007	0.0033	0.0018	0.0012	0.0026	0.0027	0.0010
13 NEO	0.0028	0.0132	0.0058	0.0043	0.0015	0.0011	0.0069	0.0089	0.0071	0.0083	0.0213	0.0020
14 SUD	0.0073	0.0249	0.0106	0.0060	0.0051	0.0023	0.0136	0.0178	0.0146	0.0125	0.0283	0.0026
15 SWO	0.0048	0.0131	0.0059	0.0058	0.0028	0.0031	0.0831	0.0266	0.0172	0.0100	0.0051	0.0017
16 SEO	0.0095	0.0842	0.0115	0.0095	0.0083	0.0054	0.0087	0.1135	0.0606	0.0306	0.0018	0.0023
17 SLV	0.0119	0.2489	0.0254	0.0174	0.0094	0.0073	0.0058	0.0123	0.0229	0.0971	0.0011	0.0029
18 NDA	0.0061	0.0281	0.0094	0.0080	0.0036	0.0019	0.0122	0.0076	0.0078	0.0210	0.9868	0.0020
19 GBY	0.3185	0.0031	0.0359	0.0304	0.0309	0.0161	0.0	0.0024	0.0050	0.0068	0.0	0.0065
20 NBK	0.0040	0.0035	0.1003	0.0838	0.0056	0.0093	0.0	0.0014	0.0046	0.0038	0.0	0.0022
21 NSP	0.0041	0.0002	0.0032	0.2438	0.0021	0.0180	0.0	0.0004	0.0024	0.0032	0.0	0.0017
22 NFL	0.0038	0.0	0.0038	0.0040	0.0076	0.4561	0.0	0.0	0.0	0.0009	0.0	0.0015
50 OHO	0.0025	0.0071	0.0047	0.0040	0.0017	0.0016	0.0185	0.0101	0.0062	0.0068	0.0054	0.0006
51 ILL	0.0028	0.0058	0.0024	0.0027	0.0022	0.0013	0.0073	0.0048	0.0051	0.0040	0.0034	0.0006
52 PEN	0.0029	0.0082	0.0051	0.0050	0.0024	0.0020	0.0328	0.0181	0.0105	0.0076	0.0075	0.0010
53 IND	0.0021	0.0060	0.0034	0.0030	0.0017	0.0018	0.0074	0.0048	0.0053	0.0043	0.0033	0.0006
54 KEN	0.0016	0.0043	0.0024	0.0024	0.0010	0.0011	0.0092	0.0069	0.0058	0.0041	0.0036	0.0003
55 MCH	0.0025	0.0088	0.0039	0.0046	0.0028	0.0022	0.0166	0.0104	0.0091	0.0068	0.0033	0.0014
56 TEN	0.0012	0.0039	0.0015	0.0022	0.0007	0.0014	0.0070	0.0061	0.0046	0.0032	0.0035	0.0001
57 MSU	0.0023	0.0054	0.0037	0.0025	0.0014	0.0008	0.0058	0.0038	0.0029	0.0034	0.0032	0.0005
58 WVR	0.0018	0.0054	0.0036	0.0039	0.0010	0.0013	0.0113	0.0093	0.0080	0.0054	0.0031	0.0005
59 NYK	0.0044	0.0066	0.0095	0.0093	0.0034	0.0043	0.0059	0.5922	0.1089	0.0123	0.0	0.0008
60 ALA	0.0005	0.0033	0.0021	0.0023	0.0002	0.0003	0.0047	0.0047	0.0046	0.0035	0.0032	0.0001
61 WI	0.0023	0.0059	0.0020	0.0026	0.0017	0.0011	0.0076	0.0068	0.0059	0.0048	0.0053	0.0010
62 IA	0.0016	0.0048	0.0022	0.0019	0.0014	0.0008	0.0075	0.0053	0.0040	0.0042	0.0058	0.0007
63 MIN	0.0017	0.0034	0.0018	0.0012	0.0010	0.0008	0.0022	0.0023	0.0020	0.0023	0.0036	0.0012
64 VA	0.0017	0.0035	0.0022	0.0028	0.0011	0.0016	0.0026	0.0062	0.0054	0.0034	0.0	0.0005
65 NC	0.0009	0.0028	0.0012	0.0024	0.0007	0.0014	0.0036	0.0046	0.0043	0.0022	0.0	0.0003
66 NH	0.0049	0.0039	0.0147	0.0128	0.0047	0.0052	0.0011	0.0074	0.2332	0.0282	0.0	0.0014
67 GA	0.0001	0.0025	0.0009	0.0015	0.0001	0.0003	0.0024	0.0024	0.0035	0.0016	0.0024	0.0003
68 SC	0.0003	0.0016	0.0006	0.0010	0.0002	0.0006	0.0029	0.0027	0.0024	0.0015	0.0	0.0002
69 MD	0.0032	0.0045	0.0027	0.0039	0.0015	0.0018	0.0029	0.0093	0.0088	0.0040	0.0	0.0007
70 DE	0.0029	0.0038	0.0026	0.0041	0.0017	0.0017	0.0028	0.0055	0.0079	0.0045	0.0	0.0007
71 NJ	0.0044	0.0053	0.0042	0.0053	0.0028	0.0032	0.0028	0.0092	0.0182	0.0057	0.0	0.0007
72 DC	0.0027	0.0047	0.0027	0.0037	0.0015	0.0014	0.0029	0.0087	0.0071	0.0039	0.0	0.0007
73 AR	0.0017	0.0034	0.0019	0.0013	0.0006	0.0013	0.0037	0.0022	0.0011	0.0026	0.0023	0.0
74 LA	0.0003	0.0011	0.0007	0.0006	0.0003	0.0001	0.0020	0.0014	0.0013	0.0008	0.0006	0.0001
75 MS	0.0003	0.0033	0.0013	0.0014	0.0002	0.0004	0.0050	0.0047	0.0026	0.0024	0.0029	0.0001
76 MA	0.0021	0.0028	0.0066	0.0092	0.0023	0.0051	0.0009	0.0059	0.4632	0.0082	0.0	0.0009
77 CT	0.0037	0.0042	0.0066	0.0075	0.0023	0.0046	0.0028	0.0140	0.1623	0.0088	0.0	0.0008
78 RI	0.0021	0.0028	0.0066	0.0092	0.0023	0.0051	0.0009	0.0059	0.4632	0.0082	0.0	0.0009
79 ME	0.0052	0.0017	0.0206	0.0258	0.0044	0.0057	0.0006	0.0021	0.0063	0.4105	0.0	0.0018
80 VT	0.0058	0.0079	0.0123	0.0103	0.0042	0.0046	0.0050	0.1148	0.1558	0.0260	0.0004	0.0015

056/86-Mai-21
Ministère des Communications

TABLEAU 4.5

MATRICE DE TRANSFERT SOURCE-RECEPTEUR HIVER 1980
DEPOT DE SO2 SEC (KG/HA-AN-TGS)
PENDANT LES PERIODES SECHES

	1 NEO	2 CEO	3 SWO	4 SEO	5 SUD	6 SBJ	7 PBL	8 NQB	9 OTT	10 ABI	11 NIT	12 CHI	13 LSJ
1 ABI	0.0531	0.0713	0.0423	0.3123	0.1816	0.3810	0.1131	0.0396	0.7710	4.3910	0.1491	0.5402	1.1130
2 CQB	0.0192	0.0228	0.0121	0.0716	0.0210	0.3543	0.3573	0.1428	0.1218	0.2057	5.3170	2.3580	0.7837
3 NQB	0.0012	0.0037	0.0011	0.0033	0.0072	0.0116	0.0100	2.8650	0.0043	0.0069	0.3858	0.1575	0.0788
10 NMN	0.0865	0.0413	0.0105	0.0135	0.0132	0.0400	0.1020	0.0463	0.0122	0.0265	0.0474	0.0282	0.0147
11 SMN	0.0459	0.0525	0.0474	0.0305	0.0274	0.0290	0.0486	0.0156	0.0177	0.0231	0.0174	0.0203	0.0177
12 NWO	0.2562	0.4154	0.1277	0.0713	0.0695	0.1365	0.1055	0.0342	0.0646	0.1914	0.0546	0.0572	0.1411
13 NEO	0.7357	4.1730	0.5376	0.5184	0.8991	0.2298	0.0976	0.0351	0.1822	0.4499	0.1041	0.2059	0.2109
14 SUD	0.2358	0.6736	0.9070	2.5310	38.7200	0.2378	0.0981	0.0338	1.6250	0.9894	0.1174	0.2064	0.4216
15 SWO	0.1059	0.1252	4.8370	1.0860	0.2763	0.1381	0.0585	0.0204	0.8737	0.4161	0.0895	0.2079	0.3427
16 SEO	0.0437	0.0166	0.2023	0.3846	0.0207	0.1425	0.1040	0.0116	0.1810	0.1003	0.0750	0.2614	0.4243
17 SLV	0.0078	0.0020	0.0400	0.1050	0.0025	0.0619	0.0709	0.0191	0.1138	0.0565	0.0918	0.2091	0.6327
18 NDA	0.1918	0.1916	0.0961	0.7068	0.1700	0.3508	0.1122	0.0377	1.0510	3.6720	0.1163	0.3899	0.5837
19 GBY	0.0067	0.0	0.0	0.0329	0.0	0.0308	0.0197	0.0322	0.1278	0.0682	0.0321	0.1368	0.1699
20 NBK	0.0	0.0	0.0	0.0	0.0	0.0	0.0	0.0081	0.0	0.0	0.0051	0.0119	0.1253
21 NSP	0.0	0.0	0.0	0.0	0.0	0.0	0.0	0.0	0.0	0.0	0.0	0.0071	0.1022
22 NFL	0.0	0.0	0.0	0.0	0.0	0.0	0.0	0.0082	0.0	0.0	0.0	0.0599	0.0401
50 OHO	0.1442	0.1533	0.7142	0.4366	0.3172	0.1342	0.0658	0.0168	0.2196	0.2230	0.0458	0.0698	0.1368
51 ILL	0.1210	0.2611	0.5078	0.4204	0.4274	0.1027	0.0369	0.0083	0.4801	0.2388	0.0411	0.1192	0.1968
52 PEN	0.0354	0.0269	0.4168	0.6493	0.1395	0.1580	0.0340	0.0241	0.4121	0.2402	0.0609	0.1168	0.1798
53 IND	0.1253	0.2154	0.4775	0.3353	0.2350	0.0921	0.0347	0.0074	0.2352	0.1623	0.0298	0.0712	0.1644
54 KEN	0.0527	0.0954	0.3946	0.2163	0.2277	0.0851	0.0378	0.0021	0.1110	0.1304	0.0209	0.0377	0.0572
55 MCH	0.1618	0.4623	2.1480	0.8795	0.5501	0.1874	0.1133	0.0191	0.6839	0.2654	0.0591	0.1306	0.2312
56 TEN	0.0248	0.0454	0.3287	0.1862	0.2156	0.0580	0.0362	0.0016	0.1483	0.1074	0.0098	0.0255	0.0521
57 MSU	0.0402	0.1081	0.2972	0.2533	0.2381	0.0330	0.0138	0.0031	0.2587	0.1392	0.0195	0.0698	0.1312
58 WVR	0.0104	0.0161	0.2719	0.5198	0.0904	0.1220	0.0471	0.0142	0.4004	0.2156	0.0381	0.0783	0.1038
59 NYK	0.0	0.0	0.0281	0.1748	0.0	0.0135	0.0191	0.0107	0.0677	0.0202	0.0343	0.0545	0.1535
60 ALA	0.0206	0.0605	0.2221	0.1381	0.1831	0.0365	0.0287	0.0013	0.0938	0.0745	0.0057	0.0087	0.0294
61 WI	0.1999	0.3821	0.6660	0.3409	0.5879	0.1429	0.0667	0.0200	0.2936	0.2497	0.0630	0.1236	0.1783
62 IA	0.1217	0.2473	0.2950	0.2484	0.2508	0.1009	0.0466	0.0204	0.2011	0.1864	0.0512	0.0785	0.1119
63 MIN	0.1680	0.2003	0.1978	0.1667	0.2429	0.1633	0.0913	0.0305	0.1728	0.1044	0.0741	0.0770	0.1000
64 VA	0.0	0.0	0.0791	0.1689	0.0	0.0	0.0102	0.0129	0.1082	0.0512	0.0308	0.0750	0.0949
65 NC	0.0020	0.0032	0.0676	0.1147	0.0	0.0201	0.0127	0.0105	0.1222	0.0403	0.0147	0.0208	0.0314
66 NH	0.0	0.0	0.0214	0.1197	0.0	0.0239	0.0	0.0109	0.1326	0.0117	0.0544	0.0906	0.1368
67 GA	0.0032	0.0060	0.2126	0.1150	0.0580	0.0250	0.0158	0.0040	0.0989	0.0578	0.0155	0.0141	0.0148
68 SC	0.0030	0.0052	0.1124	0.1042	0.0056	0.0099	0.0	0.0045	0.0263	0.0201	0.0105	0.0161	0.0110
69 MD	0.0	0.0	0.0694	0.1874	0.0	0.0	0.0026	0.0105	0.0938	0.0503	0.0544	0.0884	0.1211
70 DE	0.0	0.0	0.0422	0.1315	0.0	0.0	0.0	0.0120	0.0817	0.0422	0.0390	0.0653	0.1102
71 NJ	0.0	0.0	0.0073	0.1873	0.0	0.0	0.0	0.0100	0.0886	0.0354	0.0378	0.0441	0.1231
72 DC	0.0	0.0	0.0858	0.1863	0.0	0.0087	0.0080	0.0111	0.0774	0.0501	0.0411	0.0959	0.1177
73 AR	0.0184	0.0768	0.1484	0.1386	0.1142	0.0182	0.0	0.0014	0.0634	0.0753	0.0065	0.0314	0.0517
74 LA	0.0233	0.0564	0.1320	0.0626	0.0808	0.0238	0.0181	0.0009	0.0183	0.0287	0.0041	0.0090	0.0057
75 MS	0.0210	0.0778	0.1639	0.1036	0.1540	0.0264	0.0138	0.0011	0.0913	0.0575	0.0024	0.0032	0.0269
76 MA	0.0	0.0	0.0	0.0477	0.0	0.0	0.0	0.0098	0.0055	0.0	0.0263	0.0298	0.0572
77 CT	0.0	0.0	0.0	0.1564	0.0	0.0	0.0	0.0101	0.0530	0.0	0.0263	0.0395	0.0803
78 RI	0.0	0.0	0.0	0.0477	0.0	0.0	0.0	0.0098	0.0055	0.0	0.0263	0.0298	0.0572
79 ME	0.0	0.0	0.0	0.0339	0.0	0.0034	0.0	0.0082	0.0	0.0	0.0234	0.0348	0.0520
80 VT	0.0063	0.0043	0.0296	0.1640	0.0	0.0470	0.0456	0.0150	0.2002	0.0256	0.0747	0.1012	0.2465

055/84-Mai-21
Ministère des Communications

TABLEAU 4.5 (suite)

MATRICE DE TRANSFERT SOURCE-RECEPTEUR HIVER 1980
DEPOT DE SO2 SEC (KG/HA-AN-TGS)
PENDANT LES PERIODES SECHES

	14 GP	15 MTL	16 NB	17 NE	18 ANT	19 TN	20 WNY	21 ENY	22 SNA	23 NNA	24 NDA	25 LAB
1 ABI	0.1506	1.3010	0.2953	0.2426	0.0841	0.0359	0.0541	0.4589	0.4643	0.6952	0.1310	0.0543
2 CQB	0.5590	0.1750	0.2065	0.1641	0.1883	0.1164	0.0306	0.0623	0.0253	0.1317	0.1052	0.1676
3 NQB	0.1223	0.0473	0.0217	0.0207	0.1482	0.0799	0.0008	0.0041	0.0026	0.0125	0.0	0.9021
10 NMN	0.0206	0.0109	0.0070	0.0070	0.0062	0.0047	0.0050	0.0063	0.0041	0.0088	0.0126	0.0270
11 SMN	0.0100	0.0180	0.0052	0.0045	0.0083	0.0025	0.0156	0.0158	0.0099	0.0080	0.0081	0.0110
12 NWO	0.0236	0.0835	0.0628	0.0361	0.0237	0.0120	0.0602	0.0297	0.0195	0.0416	0.0537	0.0159
13 NEO	0.0521	0.2676	0.1029	0.0700	0.0255	0.0177	0.1624	0.1859	0.1395	0.1496	0.6108	0.0380
14 SUD	0.1630	0.6849	0.2096	0.1023	0.0933	0.0388	0.3985	0.4884	0.3505	0.2629	1.0020	0.0434
15 SWO	0.1359	0.4139	0.1273	0.1197	0.0520	0.0631	3.2750	0.9642	0.5499	0.2487	0.1692	0.0300
16 SEO	0.2825	3.0890	0.3203	0.2339	0.1896	0.1082	0.2716	4.4250	2.5360	1.2040	0.0412	0.0536
17 SLV	0.3577	8.0500	0.9345	0.5593	0.2269	0.1489	0.1670	0.4393	0.9562	3.9320	0.0312	0.0678
18 NDA	0.1196	0.6546	0.1584	0.1355	0.0605	0.0310	0.2519	0.1599	0.1599	0.4303	17.6900	0.0327
19 GBY	12.0600	0.0802	1.7560	1.3780	1.4350	0.5686	0.0	0.0462	0.1237	0.2369	0.0	0.2487
20 NBK	0.1041	0.0939	4.0950	4.0290	0.1837	0.3067	0.0	0.0372	0.1284	0.1359	0.0	0.0608
21 NSP	0.1047	0.0070	0.0876	9.4910	0.0719	0.7578	0.0	0.0098	0.0506	0.0739	0.0	0.0626
22 NFL	0.1247	0.0	0.1159	0.1552	0.3003	15.9700	0.0	0.0	0.0	0.0146	0.0	0.0556
50 OHO	0.0823	0.3299	0.1724	0.1190	0.0648	0.0407	1.1630	0.5549	0.2599	0.2607	0.2769	0.0171
51 ILL	0.0873	0.2153	0.0643	0.0630	0.0562	0.0328	0.3270	0.1790	0.1568	0.1130	0.1544	0.0199
52 PEN	0.0950	0.4280	0.1856	0.1760	0.0732	0.0502	1.8790	1.1440	0.5768	0.3479	0.2827	0.0283
53 IND	0.0833	0.2682	0.1172	0.0753	0.0451	0.0396	0.3240	0.1710	0.1815	0.1518	0.1099	0.0165
54 KEN	0.0531	0.1455	0.0754	0.0677	0.0339	0.0263	0.4598	0.2932	0.1937	0.1481	0.1601	0.0094
55 MCH	0.0952	0.4340	0.1342	0.1373	0.0725	0.0594	0.9738	0.5082	0.3601	0.2392	0.1598	0.0352
56 TEN	0.0287	0.1051	0.0466	0.0569	0.0155	0.0339	0.2609	0.2455	0.1558	0.0989	0.1666	0.0036
57 MSU	0.0648	0.2021	0.0956	0.0528	0.0300	0.0168	0.2118	0.1155	0.0733	0.0862	0.0957	0.0109
58 WVR	0.0544	0.2156	0.1041	0.1187	0.0349	0.0325	0.6756	0.5189	0.4158	0.2019	0.0804	0.0124
59 NYK	0.1549	0.3763	0.4607	0.4213	0.1141	0.1229	0.3722	22.6900	5.2120	0.7519	0.0	0.0269
60 ALA	0.0113	0.0782	0.0586	0.0489	0.0033	0.0082	0.1669	0.1617	0.1327	0.0987	0.0994	0.0017
61 WI	0.0848	0.2082	0.0565	0.0661	0.0568	0.0256	0.3603	0.2322	0.1641	0.1344	0.2715	0.0262
62 IA	0.0461	0.1390	0.0542	0.0427	0.0356	0.0197	0.2555	0.1607	0.1051	0.1054	0.2298	0.0178
63 MIN	0.0473	0.1015	0.0435	0.0275	0.0249	0.0221	0.0753	0.0668	0.0505	0.0612	0.1240	0.0294
64 VA	0.0544	0.1595	0.0690	0.0957	0.0258	0.0523	0.1312	0.3358	0.2764	0.1455	0.0	0.0129
65 NC	0.0199	0.0797	0.0320	0.0800	0.0142	0.0444	0.1368	0.1814	0.1685	0.0640	0.0	0.0077
66 NH	0.1916	0.2216	0.8699	0.6735	0.1787	0.1796	0.0613	0.4649	9.6460	1.6400	0.0	0.0502
67 GA	0.0015	0.0530	0.0193	0.0361	0.0017	0.0092	0.0820	0.0619	0.1067	0.0342	0.0754	0.0065
68 SC	0.0102	0.0394	0.0136	0.0294	0.0052	0.0188	0.0954	0.0715	0.0524	0.0300	0.0	0.0059
69 MD	0.0944	0.2330	0.1011	0.1384	0.0396	0.0564	0.1557	0.5856	0.5263	0.2042	0.0	0.0193
70 DE	0.0949	0.2042	0.0890	0.1400	0.0476	0.0586	0.1447	0.3432	0.4790	0.2286	0.0	0.0200
71 NJ	0.1504	0.2989	0.1935	0.2085	0.0871	0.0975	0.1583	0.5714	1.1400	0.3365	0.0	0.0235
72 DC	0.0774	0.2373	0.0954	0.1328	0.0368	0.0461	0.1682	0.5376	0.4045	0.1810	0.0	0.0167
73 AR	0.0400	0.1041	0.0520	0.0278	0.0110	0.0215	0.1065	0.0600	0.0229	0.0722	0.0756	0.0
74 LA	0.0053	0.0248	0.0134	0.0116	0.0056	0.0020	0.0558	0.0461	0.0340	0.0190	0.0088	0.0017
75 MS	0.0070	0.0817	0.0294	0.0321	0.0081	0.0101	0.1736	0.1395	0.0629	0.0586	0.0732	0.0027
76 MA	0.0894	0.1593	0.3472	0.4827	0.0877	0.1715	0.0412	0.3649	18.1400	0.5178	0.0	0.0350
77 CT	0.1506	0.2532	0.3001	0.3572	0.0835	0.1382	0.1698	0.7999	6.7610	0.5533	0.0	0.0312
78 RI	0.0894	0.1593	0.3472	0.4827	0.0877	0.1715	0.0412	0.3649	18.1400	0.5178	0.0	0.0350
79 ME	0.2352	0.0784	1.3050	1.6300	0.1750	0.2134	0.0249	0.1175	0.3819	16.3800	0.0	0.0741
80 VT	0.2491	0.5005	0.6848	0.5115	0.1571	0.1374	0.3109	4.9530	7.2500	1.6240	0.0081	0.0531

066/84-Mai-21
Ministère des Communications

TABLEAU 4.6

MATRICE DE TRANSFERT SOURCE-RECEPTEUR HIVER 1980
DEPOT DE SO2 SEC (KG/HA-AN-TGS)
PENDANT LES PERIODES HUMIDES

	1 NEO	2 CEO	3 SWO	4 SEO	5 SUD	6 SBJ	7 PBL	8 NQB	9 OTT	10 ABI	11 NIT	12 CHI	13 LSJ
1 ABI	0.0143	0.0186	0.0102	0.0972	0.0533	0.1280	0.0320	0.0095	0.2705	2.2860	0.0425	0.1628	0.3797
2 CQB	0.0049	0.0057	0.0028	0.0179	0.0054	0.1126	0.1306	0.0429	0.0321	0.0582	2.7270	0.9405	0.2655
3 NQB	0.0003	0.0008	0.0002	0.0007	0.0016	0.0033	0.0024	1.3340	0.0010	0.0018	0.1247	0.0446	0.0220
10 NMN	0.0139	0.0061	0.0014	0.0019	0.0020	0.0061	0.0154	0.0070	0.0018	0.0040	0.0072	0.0042	0.0021
11 SMN	0.0068	0.0079	0.0072	0.0044	0.0045	0.0040	0.0073	0.0022	0.0026	0.0033	0.0025	0.0028	0.0024
12 NWO	0.0455	0.0811	0.0207	0.0111	0.0112	0.0210	0.0169	0.0050	0.0104	0.0322	0.0087	0.0086	0.0221
13 NEO	0.1972	1.4930	0.1089	0.0954	0.2083	0.0476	0.0179	0.0055	0.0294	0.0870	0.0179	0.0384	0.0369
14 SUD	0.0512	0.2014	0.2323	0.7716	18.7200	0.0509	0.0186	0.0054	0.4093	0.2624	0.0212	0.0415	0.0830
15 SWO	0.0135	0.0182	1.4320	0.2275	0.0497	0.0206	0.0072	0.0021	0.1891	0.0746	0.0112	0.0310	0.0576
16 SEO	0.0053	0.0019	0.0334	0.0755	0.0024	0.0202	0.0159	0.0019	0.0276	0.0137	0.0119	0.0407	0.0708
17 SLV	0.0009	0.0002	0.0060	0.0151	0.0002	0.0093	0.0108	0.0024	0.0158	0.0088	0.0138	0.0357	0.1365
18 NDA	0.0572	0.0592	0.0245	0.2289	0.0477	0.1159	0.0316	0.0089	0.3903	1.7580	0.0315	0.1184	0.1655
19 GBY	0.0007	0.0	0.0	0.0032	0.0	0.0032	0.0023	0.0040	0.0134	0.0074	0.0039	0.0177	0.0210
20 NBK	0.0	0.0	0.0	0.0	0.0	0.0	0.0	0.0012	0.0	0.0	0.0006	0.0011	0.0138
21 NSP	0.0	0.0	0.0	0.0	0.0	0.0	0.0	0.0	0.0	0.0	0.0	0.0009	0.0108
22 NFL	0.0	0.0	0.0	0.0	0.0	0.0	0.0	0.0011	0.0	0.0	0.0	0.0089	0.0055
50 OHO	0.0108	0.0115	0.0822	0.0471	0.0277	0.0097	0.0039	0.0009	0.0182	0.0186	0.0025	0.0046	0.0099
51 ILL	0.0078	0.0233	0.0547	0.0402	0.0436	0.0057	0.0019	0.0005	0.0472	0.0182	0.0025	0.0076	0.0142
52 PEN	0.0018	0.0013	0.0457	0.0713	0.0079	0.0110	0.0027	0.0013	0.0376	0.0183	0.0038	0.0078	0.0126
53 IND	0.0089	0.0174	0.0480	0.0298	0.0199	0.0052	0.0019	0.0005	0.0186	0.0107	0.0015	0.0042	0.0114
54 KEN	0.0031	0.0070	0.0326	0.0143	0.0214	0.0051	0.0021	0.0002	0.0061	0.0079	0.0011	0.0020	0.0032
55 MCH	0.0112	0.0475	0.3651	0.1129	0.0646	0.0152	0.0069	0.0010	0.0806	0.0227	0.0037	0.0103	0.0203
56 TEN	0.0013	0.0028	0.0231	0.0113	0.0170	0.0035	0.0021	0.0001	0.0090	0.0068	0.0005	0.0013	0.0029
57 MSU	0.0024	0.0069	0.0239	0.0190	0.0161	0.0017	0.0009	0.0002	0.0222	0.0090	0.0013	0.0043	0.0085
58 WVR	0.0006	0.0010	0.0263	0.0507	0.0061	0.0075	0.0032	0.0008	0.0368	0.0154	0.0020	0.0047	C.0063
59 NYK	0.0	0.0	0.0032	0.0179	0.0	0.0008	0.0018	0.0007	0.0052	0.0013	0.0037	0.0047	0.0126
60 ALA	0.0010	0.0035	0.0141	0.0080	0.0112	0.0021	0.0015	0.0001	0.0051	0.0041	0.0003	0.0004	0.0015
61 WI	0.0146	0.0388	0.0723	0.0283	0.0657	0.0092	0.0041	0.0011	0.0235	0.0204	0.0038	0.0086	0.0131
62 IA	0.0082	0.0191	0.0232	0.0172	0.0190	0.0059	0.0028	0.0013	0.0136	0.0122	0.0035	0.0048	0.0069
63 MIN	0.0123	0.0138	0.0152	0.0112	0.0194	0.0118	0.0063	0.0017	0.0113	0.0069	0.0051	0.0049	0.0058
64 VA	0.0	0.0	0.0059	0.0140	0.0	0.0	0.0006	0.0009	0.0071	0.0030	0.0016	0.0048	0.0063
65 NC	0.0001	0.0001	0.0048	0.0078	0.0	0.0017	0.0009	0.0007	0.0097	0.0036	0.0010	0.0017	0.0020
66 NH	0.0	0.0	0.0022	0.0156	0.0	0.0015	0.0	0.0010	0.0166	0.0010	0.0051	0.0090	0.0115
67 GA	0.0001	0.0003	0.0137	0.0065	0.0053	0.0016	0.0011	0.0002	0.0052	0.0032	0.0008	0.0007	0.0007
68 SC	0.0001	0.0002	0.0073	0.0066	0.0002	0.0007	0.0	0.0002	0.0024	0.0016	0.0007	0.0012	0.0008
69 MD	0.0	0.0	0.0056	0.0157	0.0	0.0	0.0002	0.0006	0.0065	0.0032	0.0035	0.0060	0.0086
70 DE	0.0	0.0	0.0038	0.0104	0.0	0.0	0.0	0.0008	0.0057	0.0028	0.0026	0.0047	0.0086
71 NJ	0.0	0.0	0.0005	0.0182	0.0	0.0	0.0	0.0007	0.0066	0.0024	0.0036	0.0031	0.0097
72 DC	0.0	0.0	0.0075	0.0155	0.0	0.0004	0.0005	0.0007	0.0049	0.0030	0.0024	0.0065	0.0088
73 AR	0.0010	0.0046	0.0097	0.0089	0.0086	0.0009	0.0	0.0001	0.0036	0.0043	0.0004	0.0015	0.0028
74 LA	0.0013	0.0031	0.0071	0.0032	0.0040	0.0012	0.0009	0.0001	0.0008	0.0014	0.0003	0.0004	0.0003
75 MS	0.0011	0.0042	0.0093	0.0058	0.0087	0.0014	0.0007	0.0001	0.0049	0.0030	0.0002	0.0003	0.0013
76 MA	0.0	0.0	0.0	0.0040	0.0	0.0	0.0	0.0008	0.0003	0.0	0.0026	0.0026	0.0052
77 CT	0.0	0.0	0.0	0.0167	0.0	0.0	0.0	0.0007	0.0048	0.0	0.0026	0.0053	0.0086
78 RI	0.0	0.0	0.0	0.0040	0.0	0.0	0.0	0.0008	0.0003	0.0	0.0026	0.0026	0.0052
79 ME	0.0	0.0	0.0	0.0027	0.0	0.0002	0.0	0.0008	0.0	0.0	0.0025	0.0025	0.0032
80 VT	0.0003	0.0002	0.0033	0.0200	0.0	0.0034	0.0039	0.0014	0.0246	0.0019	0.0070	0.0087	0.0230

056/84-Mai-21
Ministère des Communications

TABLEAU 4.6 (suite)

MATRICE DE TRANSFERT SOURCE-RECEPTEUR HIVER 1980
DEPOT DE SO2 SEC (KG/HA-AN-TGS)
PENDANT LES PERIODES HUMIDES

	14 GP	15 MTL	16 NB	17 NE	18 ANT	19 TN	20 WNY	21 ENY	22 SNA	23 NNA	24 NDA	25 LAB
1 ABI	0.0360	0.4657	0.0723	0.0588	0.0197	0.0081	0.0128	0.1375	0.1391	0.2154	0.0378	0.0128
2 CQB	0.1703	0.0506	0.0605	0.0446	0.0510	0.0293	0.0068	0.0152	0.0067	0.0394	0.0274	0.0451
3 NQB	0.0361	0.0128	0.0054	0.0050	0.0415	0.0209	0.0002	0.0009	0.0006	0.0032	0.0	0.3080
10 NMN	0.0030	0.0015	0.0009	0.0009	0.0009	0.0006	0.0007	0.0008	0.0005	0.0012	0.0020	0.0038
11 SMN	0.0014	0.0025	0.0007	0.0006	0.0011	0.0003	0.0023	0.0022	0.0014	0.0011	0.0011	0.0015
12 NWO	0.0038	0.0132	0.0094	0.0051	0.0037	0.0018	0.0093	0.0043	0.0028	0.0060	0.0087	0.0023
13 NEO	0.0080	0.0439	0.0156	0.0102	0.0039	0.0025	0.0295	0.0311	0.0225	0.0229	0.1299	0.0060
14 SUD	0.0286	0.1403	0.0339	0.0153	0.0144	0.0057	0.0867	0.1000	0.0645	0.0441	0.2991	0.0064
15 SWO	0.0191	0.0636	0.0149	0.0136	0.0056	0.0071	0.7856	0.1710	0.0851	0.0317	0.0274	0.0031
16 SEO	0.0412	0.9385	0.0446	0.0298	0.0231	0.0124	0.0410	1.2530	0.6083	0.2334	0.0050	0.0066
17 SLV	0.0542	2.8040	0.1711	0.0895	0.0295	0.0178	0.0246	0.0780	0.2184	1.0850	0.0047	0.0088
18 NDA	0.0311	0.2006	0.0363	0.0312	0.0138	0.0068	0.0689	0.0444	0.0433	0.1169	11.1300	0.0072
19 GBY	3.5400	0.0084	0.3348	0.2248	0.2428	0.0727	0.0	0.0043	0.0128	0.0300	0.0	0.0338
20 NBK	0.0110	0.0101	1.1270	0.8997	0.0222	0.0373	0.0	0.0039	0.0141	0.0174	0.0	0.0066
21 NSP	0.0110	0.0009	0.0096	2.7240	0.0090	0.1132	0.0	0.0010	0.0049	0.0074	0.0	0.0081
22 NFL	0.0153	0.0	0.0133	0.0214	0.0421	4.9710	0.0	0.0	0.0	0.0013	0.0	0.0072
50 OHO	0.0051	0.0269	0.0115	0.0069	0.0045	0.0022	0.1482	0.0539	0.0192	0.0181	0.0248	0.0009
51 ILL	0.0053	0.0146	0.0036	0.0032	0.0030	0.0017	0.0256	0.0121	0.0093	0.0064	0.0121	0.0012
52 PEN	0.0059	0.0389	0.0124	0.0115	0.0043	0.0027	0.3296	0.1608	0.0559	0.0279	0.0193	0.0016
53 IND	0.0060	0.0210	0.0075	0.0040	0.0025	0.0020	0.0249	0.0111	0.0116	0.0098	0.0068	0.0009
54 KEN	0.0033	0.0092	0.0045	0.0038	0.0021	0.0014	0.0400	0.0219	0.0121	0.0098	0.0126	0.0006
55 MCH	0.0065	0.0373	0.0085	0.0080	0.0039	0.0033	0.1035	0.0432	0.0255	0.0156	0.0134	0.0019
56 TEN	0.0015	0.0058	0.0028	0.0030	0.0008	0.0018	0.0176	0.0176	0.0098	0.0059	0.0138	0.0003
57 MSU	0.0036	0.0136	0.0051	0.0026	0.0015	0.0008	0.0141	0.0069	0.0039	0.0046	0.0056	0.0006
58 WVR	0.0031	0.0154	0.0060	0.0070	0.0022	0.0017	0.0739	0.0512	0.0379	0.0137	0.0043	0.0006
59 NYK	0.0101	0.0386	0.0388	0.0334	0.0071	0.0070	0.0492	5.9230	1.1040	0.0866	0.0	0.0018
60 ALA	0.0006	0.0041	0.0033	0.0024	0.0002	0.0004	0.0110	0.0104	0.0076	0.0055	0.0059	0.0001
61 WI	0.0057	0.0135	0.0032	0.0035	0.0036	0.0013	0.0299	0.0148	0.0092	0.0075	0.0241	0.0014
62 IA	0.0026	0.0080	0.0028	0.0021	0.0019	0.0010	0.0162	0.0094	0.0057	0.0056	0.0162	0.0010
63 MIN	0.0027	0.0059	0.0023	0.0014	0.0013	0.0012	0.0047	0.0039	0.0027	0.0033	0.0079	0.0016
64 VA	0.0033	0.0126	0.0041	0.0061	0.0013	0.0032	0.0116	0.0322	0.0247	0.0109	0.0	0.0007
65 NC	0.0010	0.0045	0.0018	0.0050	0.0007	0.0027	0.0095	0.0129	0.0118	0.0037	0.0	0.0004
66 NH	0.0134	0.0226	0.0939	0.0620	0.0123	0.0114	0.0065	0.0671	2.3400	0.2824	0.0	0.0033
67 GA	0.0001	0.0026	0.0010	0.0019	0.0001	0.0005	0.0052	0.0033	0.0062	0.0017	0.0045	0.0003
68 SC	0.0006	0.0021	0.0007	0.0018	0.0003	0.0011	0.0059	0.0039	0.0026	0.0014	0.0	0.0003
69 MD	0.0055	0.0210	0.0069	0.0089	0.0022	0.0034	0.0148	0.0764	0.0586	0.0182	0.0	0.0011
70 DE	0.0059	0.0192	0.0057	0.0089	0.0027	0.0037	0.0133	0.0425	0.0545	0.0202	0.0	0.0011
71 NJ	0.0096	0.0304	0.0154	0.0147	0.0053	0.0058	0.0161	0.0859	0.1676	0.0358	0.0	0.0015
72 DC	0.0044	0.0208	0.0062	0.0088	0.0019	0.0028	0.0174	0.0641	0.0412	0.0148	0.0	0.0009
73 AR	0.0021	0.0061	0.0029	0.0014	0.0005	0.0010	0.0061	0.0033	0.0011	0.0041	0.0046	0.0
74 LA	0.0002	0.0012	0.0006	0.0006	0.0003	0.0001	0.0032	0.0029	0.0018	0.0010	0.0004	0.0001
75 MS	0.0004	0.0043	0.0015	0.0016	0.0005	0.0006	0.0111	0.0081	0.0033	0.0030	0.0039	0.0002
76 MA	0.0067	0.0159	0.0321	0.0441	0.0060	0.0107	0.0034	0.0552	4.6390	0.0653	0.0	0.0025
77 CT	0.0110	0.0285	0.0239	0.0295	0.0055	0.0081	0.0191	0.1411	1.6290	0.0702	0.0	0.0023
78 RI	0.0067	0.0159	0.0321	0.0441	0.0060	0.0107	0.0034	0.0552	4.6390	0.0653	0.0	0.0025
79 ME	0.0187	0.0062	0.1818	0.2103	0.0123	0.0144	0.0017	0.0116	0.0429	4.1140	0.0	0.0053
80 VT	0.0188	0.0645	0.0678	0.0443	0.0107	0.0080	0.0381	1.1550	1.5750	0.2415	0.0004	0.0035

066/84-Mai-21
Ministère des Communications

TABLEAU 4.7

MATRICE DE TRANSFERT SOURCE-RECEPTEUR HIVER 1980
DEPOT DE SO4 SEC (KG/HA-AN-TGS)
PENDANT LES PERIODES SECHES

	1 NEO	2 CEO	3 SWO	4 SEO	5 SUD	6 SBJ	7 PBL	8 NQB	9 OTT	10 ABI	11 NIT	12 CHI	13 LSJ
1 ABI	0.0074	0.0105	0.0071	0.0357	0.0225	0.0393	0.0148	0.0066	0.0751	0.2607	0.0193	0.0646	0.1126
2 CQB	0.0032	0.0040	0.0025	0.0125	0.0035	0.0411	0.0331	0.0182	0.0195	0.0290	0.3082	0.1916	0.0820
3 NQB	0.0002	0.0008	0.0003	0.0008	0.0015	0.0016	0.0019	0.1883	0.0009	0.0012	0.0435	0.0221	0.0114
10 NMN	0.0188	0.0111	0.0037	0.0040	0.0033	0.0097	0.0254	0.0117	0.0033	0.0067	0.0117	0.0072	0.0043
11 SMN	0.0119	0.0130	0.0115	0.0083	0.0057	0.0090	0.0120	0.0047	0.0047	0.0065	0.0047	0.0064	0.0055
12 NWO	0.0466	0.0648	0.0274	0.0166	0.0150	0.0327	0.0232	0.0092	0.0140	0.0383	0.0120	0.0144	0.0324
13 NEO	0.0730	0.2800	0.0794	0.0889	0.1092	0.0329	0.0168	0.0080	0.0394	0.0713	0.0200	0.0346	0.0393
14 SUD	0.0314	0.0576	0.0958	0.2107	1.7050	0.0324	0.0161	0.0076	0.1756	0.0996	0.0207	0.0309	0.0649
15 SWO	0.0237	0.0226	0.2931	0.1138	0.0363	0.0240	0.0137	0.0069	0.0871	0.0549	0.0207	0.0362	0.0497
16 SEO	0.0110	0.0049	0.0309	0.0460	0.0059	0.0274	0.0178	0.0019	0.0311	0.0206	0.0121	0.0435	0.0637
17 SLV	0.0023	0.0010	0.0072	0.0201	0.0014	0.0111	0.0124	0.0046	0.0233	0.0096	0.0165	0.0308	0.0670
18 NDA	0.0233	0.0221	0.0146	0.0766	0.0225	0.0370	0.0148	0.0065	0.0950	0.2414	0.0162	0.0462	0.0760
19 GBY	0.0015	0.0	0.0	0.0100	0.0	0.0080	0.0042	0.0062	0.0335	0.0164	0.0065	0.0241	0.0325
20 NBK	0.0	0.0	0.0	0.0	0.0	0.0	0.0	0.0011	0.0	0.0	0.0011	0.0040	0.0296
21 NSP	0.0	0.0	0.0	0.0	0.0	0.0	0.0	0.0	0.0	0.0	0.0	0.0014	0.0265
22 NFL	0.0	0.0	0.0	0.0	0.0	0.0	0.0	0.0013	0.0	0.0	0.0	0.0085	0.0065
50 OHO	0.0389	0.0411	0.1103	0.0731	0.0695	0.0377	0.0255	0.0081	0.0515	0.0518	0.0207	0.0222	0.0385
51 ILL	0.0402	0.0556	0.0852	0.0821	0.0769	0.0443	0.0194	0.0035	0.0905	0.0626	0.0155	0.0409	0.0555
52 PEN	0.0178	0.0147	0.0684	0.1065	0.0575	0.0469	0.0086	0.0114	0.0853	0.0629	0.0211	0.0372	0.0529
53 IND	0.0365	0.0521	0.0874	0.0718	0.0535	0.0391	0.0163	0.0025	0.0589	0.0521	0.0148	0.0279	0.0492
54 KEN	0.0202	0.0261	0.0929	0.0696	0.0454	0.0317	0.0159	0.0005	0.0486	0.0484	0.0101	0.0181	0.0247
55 MCH	0.0485	0.0824	0.1993	0.1183	0.0829	0.0452	0.0414	0.0092	0.1026	0.0596	0.0210	0.0328	0.0503
56 TEN	0.0120	0.0163	0.0965	0.0685	0.0541	0.0214	0.0146	0.0004	0.0551	0.0372	0.0045	0.0129	0.0222
57 MSU	0.0154	0.0367	0.0725	0.0681	0.0738	0.0168	0.0044	0.0009	0.0581	0.0462	0.0064	0.0253	0.0433
58 WVR	0.0041	0.0062	0.0522	0.0990	0.0283	0.0435	0.0142	0.0067	0.0820	0.0616	0.0189	0.0297	0.0379
59 NYK	0.0	0.0	0.0044	0.0313	0.0	0.0048	0.0037	0.0034	0.0176	0.0067	0.0057	0.0122	0.0365
60 ALA	0.0115	0.0238	0.0761	0.0557	0.0669	0.0149	0.0131	0.0004	0.0421	0.0334	0.0028	0.0047	0.0143
61 WI	0.0558	0.0692	0.1107	0.0796	0.0942	0.0477	0.0242	0.0096	0.0720	0.0597	0.0232	0.0371	0.0489
62 IA	0.0384	0.0637	0.0739	0.0748	0.0662	0.0393	0.0177	0.0069	0.0627	0.0608	0.0157	0.0283	0.0404
63 MIN	0.0466	0.0602	0.0514	0.0521	0.0597	0.0463	0.0278	0.0129	0.0568	0.0339	0.0222	0.0266	0.0393
64 VA	0.0	0.0	0.0215	0.0396	0.0	0.0	0.0037	0.0040	0.0352	0.0199	0.0153	0.0254	0.0301
65 NC	0.0016	0.0023	0.0196	0.0354	0.0	0.0046	0.0039	0.0036	0.0303	0.0085	0.0049	0.0048	0.0106
66 NH	0.0	0.0	0.0038	0.0158	0.0	0.0081	0.0	0.0022	0.0185	0.0027	0.0108	0.0169	0.0315
67 GA	0.0026	0.0045	0.0709	0.0483	0.0121	0.0081	0.0048	0.0025	0.0474	0.0248	0.0076	0.0070	0.0086
68 SC	0.0025	0.0040	0.0369	0.0358	0.0047	0.0026	0.0	0.0020	0.0056	0.0050	0.0035	0.0045	0.0033
69 MD	0.0	0.0	0.0170	0.0434	0.0	0.0	0.0008	0.0040	0.0280	0.0174	0.0185	0.0271	0.0348
70 DE	0.0	0.0	0.0088	0.0327	0.0	0.0	0.0	0.0037	0.0241	0.0133	0.0125	0.0185	0.0280
71 NJ	0.0	0.0	0.0025	0.0358	0.0	0.0	0.0	0.0032	0.0239	0.0108	0.0073	0.0127	0.0308
72 DC	0.0	0.0	0.0187	0.0435	0.0	0.0047	0.0024	0.0036	0.0264	0.0189	0.0158	0.0300	0.0316
73 AR	0.0087	0.0285	0.0487	0.0463	0.0303	0.0105	0.0	0.0004	0.0263	0.0307	0.0029	0.0187	0.0234
74 LA	0.0095	0.0251	0.0616	0.0319	0.0454	0.0129	0.0094	0.0004	0.0124	0.0170	0.0015	0.0054	0.0042
75 MS	0.0097	0.0351	0.0676	0.0446	0.0651	0.0126	0.0075	0.0004	0.0421	0.0290	0.0008	0.0007	0.0151
76 MA	0.0	0.0	0.0	0.0110	0.0	0.0	0.0	0.0025	0.0025	0.0	0.0049	0.0065	0.0119
77 CT	0.0	0.0	0.0	0.0265	0.0	0.0	0.0	0.0030	0.0111	0.0	0.0049	0.0051	0.0136
78 RI	0.0	0.0	0.0	0.0110	0.0	0.0	0.0	0.0025	0.0025	0.0	0.0049	0.0065	0.0119
79 ME	0.0	0.0	0.0	0.0083	0.0	0.0016	0.0	0.0016	0.0	0.0	0.0040	0.0099	0.0191
80 VT	0.0027	0.0022	0.0047	0.0235	0.0	0.0135	0.0102	0.0029	0.0284	0.0068	0.0150	0.0227	0.0497

056/84-Mai-21
Ministère des Communications

TABLEAU 4.7 (suite)

MATRICE DE TRANSFERT SOURCE-RECEPTEUR HIVER 1980
DEPOT DE SO4 SEC (KG/HA-AN-TGS)
PENDANT LES PERIODES SECHES

	14 GP	15 MTL	16 NB	17 NE	18 ANT	19 TN	20 WNY	21 ENY	22 SNA	23 NNA	24 NDA	25 LAB
1 ABI	0.0252	0.1233	0.0478	0.0399	0.0146	0.0067	0.0093	0.0553	0.0560	0.0800	0.0167	0.0094
2 CQB	0.0696	0.0238	0.0274	0.0248	0.0287	0.0202	0.0067	0.0114	0.0040	0.0169	0.0171	0.0258
3 NQB	0.0161	0.0072	0.0039	0.0039	0.0213	0.0130	0.0002	0.0010	0.0005	0.0021	0.0	0.0932
10 NMN	0.0058	0.0034	0.0024	0.0025	0.0018	0.0018	0.0017	0.0021	0.0014	0.0029	0.0028	0.0079
11 SMN	0.0032	0.0052	0.0019	0.0017	0.0029	0.0010	0.0042	0.0048	0.0030	0.0027	0.0025	0.0035
12 NWO	0.0052	0.0189	0.0160	0.0107	0.0056	0.0032	0.0143	0.0081	0.0054	0.0116	0.0115	0.0043
13 NEO	0.0123	0.0562	0.0255	0.0192	0.0063	0.0050	0.0285	0.0375	0.0301	0.0361	0.0840	0.0087
14 SUD	0.0303	0.0995	0.0452	0.0261	0.0222	0.0101	0.0530	0.0709	0.0601	0.0530	0.0857	0.0113
15 SWO	0.0259	0.0687	0.0333	0.0329	0.0160	0.0180	0.2792	0.1292	0.0902	0.0556	0.0259	0.0101
16 SEO	0.0518	0.2013	0.0632	0.0537	0.0474	0.0309	0.0473	0.3191	0.2304	0.1465	0.0104	0.0131
17 SLV	0.0631	0.4424	0.1241	0.0905	0.0523	0.0412	0.0308	0.0610	0.0937	0.2983	0.0056	0.0158
18 NDA	0.0177	0.0765	0.0284	0.0241	0.0110	0.0059	0.0345	0.0214	0.0222	0.0596	0.8284	0.0063
19 GBY	0.6598	0.0210	0.1762	0.1722	0.1702	0.1026	0.0	0.0165	0.0334	0.0436	0.0	0.0406
20 NBK	0.0268	0.0230	0.2463	0.3249	0.0365	0.0601	0.0	0.0095	0.0305	0.0245	0.0	0.0147
21 NSP	0.0273	0.0012	0.0210	0.5370	0.0133	0.1077	0.0	0.0028	0.0162	0.0219	0.0	0.0110
22 NFL	0.0243	0.0	0.0252	0.0249	0.0469	0.8000	0.0	0.0	0.0	0.0060	0.0	0.0098
50 OHO	0.0295	0.0791	0.0550	0.0473	0.0195	0.0192	0.1579	0.1061	0.0712	0.0781	0.0588	0.0076
51 ILL	0.0326	0.0668	0.0281	0.0320	0.0267	0.0154	0.0829	0.0557	0.0603	0.0474	0.0389	0.0076
52 PEN	0.0340	0.0891	0.0589	0.0577	0.0284	0.0239	0.1668	0.1368	0.1105	0.0852	0.0865	0.0118
53 IND	0.0238	0.0677	0.0398	0.0363	0.0197	0.0217	0.0840	0.0564	0.0615	0.0507	0.0388	0.0068
54 KEN	0.0192	0.0505	0.0282	0.0290	0.0121	0.0128	0.1013	0.0789	0.0681	0.0472	0.0403	0.0034
55 MCH	0.0295	0.0972	0.0458	0.0545	0.0328	0.0256	0.1663	0.1154	0.1045	0.0787	0.0370	0.0162
56 TEN	0.0141	0.0465	0.0179	0.0266	0.0081	0.0170	0.0814	0.0698	0.0542	0.0378	0.0390	0.0011
57 MSU	0.0275	0.0631	0.0445	0.0294	0.0166	0.0099	0.0676	0.0442	0.0349	0.0406	0.0379	0.0054
58 WVR	0.0218	0.0619	0.0422	0.0459	0.0122	0.0151	0.1113	0.0973	0.0863	0.0628	0.0368	0.0061
59 NYK	0.0511	0.0671	0.1059	0.1047	0.0400	0.0503	0.0482	1.0540	0.3504	0.1162	0.0	0.0088
60 ALA	0.0054	0.0389	0.0246	0.0273	0.0020	0.0037	0.0542	0.0546	0.0543	0.0420	0.0382	0.0012
61 WI	0.0263	0.0687	0.0238	0.0315	0.0193	0.0127	0.0842	0.0795	0.0700	0.0571	0.0581	0.0121
62 IA	0.0192	0.0562	0.0266	0.0230	0.0166	0.0098	0.0877	0.0628	0.0473	0.0494	0.0672	0.0078
63 MIN	0.0199	0.0402	0.0210	0.0140	0.0122	0.0100	0.0261	0.0266	0.0239	0.0278	0.0421	0.0137
64 VA	0.0200	0.0398	0.0261	0.0326	0.0126	0.0187	0.0283	0.0652	0.0589	0.0390	0.0	0.0062
65 NC	0.0106	0.0330	0.0137	0.0278	0.0082	0.0164	0.0411	0.0524	0.0497	0.0254	0.0	0.0037
66 NH	0.0566	0.0399	0.1456	0.1380	0.0541	0.0613	0.0106	0.0537	0.5144	0.1494	0.0	0.0160
67 GA	0.0008	0.0305	0.0106	0.0182	0.0009	0.0040	0.0284	0.0284	0.0418	0.0193	0.0286	0.0038
68 SC	0.0041	0.0186	0.0072	0.0112	0.0030	0.0070	0.0343	0.0325	0.0285	0.0182	0.0	0.0029
69 MD	0.0373	0.0491	0.0312	0.0461	0.0176	0.0215	0.0307	0.0771	0.0848	0.0437	0.0	0.0082
70 DE	0.0337	0.0408	0.0301	0.0475	0.0199	0.0198	0.0297	0.0483	0.0751	0.0493	0.0	0.0087
71 NJ	0.0514	0.0540	0.0478	0.0608	0.0324	0.0375	0.0286	0.0626	0.1287	0.0574	0.0	0.0081
72 DC	0.0321	0.0518	0.0318	0.0429	0.0175	0.0167	0.0297	0.0795	0.0729	0.0431	0.0	0.0078
73 AR	0.0197	0.0404	0.0230	0.0162	0.0068	0.0152	0.0434	0.0265	0.0129	0.0306	0.0275	0.0
74 LA	0.0037	0.0134	0.0084	0.0072	0.0042	0.0009	0.0232	0.0161	0.0159	0.0101	0.0068	0.0012
75 MS	0.0030	0.0388	0.0156	0.0173	0.0028	0.0045	0.0589	0.0557	0.0310	0.0291	0.0341	0.0010
76 MA	0.0239	0.0295	0.0707	0.0998	0.0269	0.0602	0.0096	0.0396	0.8757	0.0713	0.0	0.0100
77 CT	0.0421	0.0402	0.0743	0.0840	0.0270	0.0543	0.0270	0.0705	0.3649	0.0756	0.0	0.0086
78 RI	0.0239	0.0295	0.0707	0.0998	0.0269	0.0602	0.0096	0.0396	0.8757	0.0713	0.0	0.0100
79 ME	0.0583	0.0197	0.1579	0.2179	0.0512	0.0667	0.0074	0.0221	0.0609	0.8183	0.0	0.0211
80 VT	0.0660	0.0669	0.1278	0.1134	0.0481	0.0544	0.0443	0.2837	0.4679	0.1805	0.0044	0.0172

066/84-Mai-21
Ministère des Communications

TABLEAU 4.8

MATRICE DE TRANSFERT SOURCE-RECEPTEUR HIVER 1980
DEPOT DE SO4 SEC (KG/HA-AN-TGS)
PENDANT LES PERIODES HUMIDES

	1 NEO	2 CEO	3 SWO	4 SEO	5 SUD	6 SBJ	7 PBL	8 NQB	9 OTT	10 ABI	11 NIT	12 CHI	13 LSJ
1 ABI	0.0008	0.0012	0.0008	0.0042	0.0026	0.0047	0.0017	0.0007	0.0093	0.0571	0.0022	0.0074	0.0137
2 CQB	0.0004	0.0004	0.0003	0.0014	0.0004	0.0051	0.0044	0.0022	0.0022	0.0034	0.0696	0.0277	0.0104
3 NQB	0.0000	0.0001	0.0000	0.0001	0.0002	0.0002	0.0002	0.0343	0.0001	0.0001	0.0054	0.0026	0.0013
10 NMN	0.0014	0.0008	0.0003	0.0003	0.0002	0.0007	0.0018	0.0008	0.0002	0.0005	0.0008	0.0005	0.0003
11 SMN	0.0009	0.0009	0.0008	0.0006	0.0004	0.0006	0.0009	0.0003	0.0003	0.0005	0.0003	0.0004	0.0004
12 NWO	0.0035	0.0050	0.0020	0.0012	0.0011	0.0024	0.0017	0.0007	0.0010	0.0029	0.0009	0.0010	0.0024
13 NEO	0.0067	0.0402	0.0063	0.0068	0.0091	0.0026	0.0013	0.0006	0.0029	0.0055	0.0015	0.0027	0.0030
14 SUD	0.0025	0.0060	0.0085	0.0226	0.5577	0.0026	0.0012	0.0006	0.0154	0.0091	0.0016	0.0024	0.0051
15 SWO	0.0013	0.0013	0.0441	0.0087	0.0024	0.0014	0.0008	0.0004	0.0069	0.0036	0.0012	0.0021	0.0031
16 SEO	0.0006	0.0003	0.0019	0.0031	0.0003	0.0016	0.0010	0.0001	0.0018	0.0012	0.0007	0.0026	0.0039
17 SLV	0.0001	0.0000	0.0004	0.0012	0.0001	0.0007	0.0007	0.0003	0.0014	0.0006	0.0010	0.0019	0.0049
18 NDA	0.0027	0.0026	0.0016	0.0091	0.0025	0.0044	0.0017	0.0007	0.0122	0.0437	0.0018	0.0053	0.0086
19 GBY	0.0001	0.0	0.0	0.0005	0.0	0.0004	0.0002	0.0003	0.0016	0.0008	0.0003	0.0012	0.0016
20 NBK	0.0	0.0	0.0	0.0	0.0	0.0	0.0	0.0001	0.0	0.0	0.0001	0.0002	0.0014
21 NSP	0.0	0.0	0.0	0.0	0.0	0.0	0.0	0.0	0.0	0.0	0.0	0.0001	0.0012
22 NFL	0.0	0.0	0.0	0.0	0.0	0.0	0.0	0.0001	0.0	0.0	0.0	0.0004	0.0003
50 OHO	0.0011	0.0011	0.0037	0.0023	0.0020	0.0010	0.0007	0.0002	0.0015	0.0015	0.0005	0.0006	0.0011
51 ILL	0.0011	0.0016	0.0027	0.0024	0.0024	0.0012	0.0005	0.0001	0.0027	0.0017	0.0004	0.0011	0.0015
52 PEN	0.0005	0.0004	0.0022	0.0034	0.0015	0.0013	0.0002	0.0003	0.0025	0.0017	0.0006	0.0010	0.0014
53 IND	0.0010	0.0015	0.0027	0.0021	0.0015	0.0010	0.0004	0.0001	0.0016	0.0014	0.0004	0.0007	0.0013
54 KEN	0.0005	0.0007	0.0026	0.0019	0.0013	0.0009	0.0004	0.0000	0.0013	0.0013	0.0003	0.0005	0.0007
55 MCH	0.0013	0.0025	0.0116	0.0044	0.0028	0.0013	0.0011	0.0002	0.0035	0.0017	0.0006	0.0009	0.0015
56 TEN	0.0003	0.0004	0.0026	0.0018	0.0015	0.0006	0.0004	0.0000	0.0015	0.0010	0.0001	0.0003	0.0006
57 MSU	0.0004	0.0010	0.0020	0.0019	0.0020	0.0004	0.0001	0.0000	0.0017	0.0012	0.0002	0.0007	0.0012
58 WVR	0.0001	0.0002	0.0016	0.0030	0.0008	0.0012	0.0004	0.0002	0.0024	0.0017	0.0005	0.0008	0.0010
59 NYK	0.0	0.0	0.0001	0.0010	0.0	0.0001	0.0001	0.0001	0.0005	0.0002	0.0002	0.0003	0.0010
60 ALA	0.0003	0.0006	0.0021	0.0015	0.0018	0.0004	0.0003	0.0000	0.0011	0.0009	0.0001	0.0001	0.0004
61 WI	0.0015	0.0021	0.0035	0.0023	0.0031	0.0013	0.0006	0.0003	0.0020	0.0017	0.0006	0.0010	0.0013
62 IA	0.0010	0.0018	0.0021	0.0020	0.0018	0.0011	0.0005	0.0002	0.0017	0.0016	0.0004	0.0008	0.0011
63 MIN	0.0013	0.0016	0.0014	0.0014	0.0017	0.0013	0.0008	0.0003	0.0015	0.0009	0.0006	0.0007	0.0011
64 VA	0.0	0.0	0.0006	0.0011	0.0	0.0	0.0001	0.0001	0.0010	0.0005	0.0004	0.0007	0.0008
65 NC	0.0000	0.0001	0.0005	0.0010	0.0	0.0001	0.0001	0.0001	0.0008	0.0002	0.0001	0.0001	0.0003
66 NH	0.0	0.0	0.0001	0.0006	0.0	0.0002	0.0	0.0001	0.0007	0.0001	0.0003	0.0005	0.0009
67 GA	0.0001	0.0001	0.0019	0.0013	0.0004	0.0002	0.0001	0.0001	0.0013	0.0007	0.0002	0.0002	0.0002
68 SC	0.0001	0.0001	0.0010	0.0010	0.0001	0.0001	0.0	0.0001	0.0002	0.0001	0.0001	0.0001	0.0001
69 MD	0.0	0.0	0.0005	0.0012	0.0	0.0	0.0000	0.0001	0.0008	0.0005	0.0005	0.0007	0.0010
70 DE	0.0	0.0	0.0003	0.0009	0.0	0.0	0.0	0.0001	0.0007	0.0004	0.0003	0.0005	0.0008
71 NJ	0.0	0.0	0.0001	0.0011	0.0	0.0	0.0	0.0001	0.0007	0.0003	0.0002	0.0003	0.0009
72 DC	0.0	0.0	0.0005	0.0012	0.0	0.0001	0.0001	0.0001	0.0007	0.0005	0.0004	0.0008	0.0009
73 AR	0.0002	0.0008	0.0013	0.0013	0.0008	0.0003	0.0	0.0000	0.0007	0.0008	0.0001	0.0005	0.0006
74 LA	0.0003	0.0007	0.0016	0.0008	0.0012	0.0003	0.0002	0.0000	0.0003	0.0004	0.0000	0.0001	0.0001
75 MS	0.0003	0.0009	0.0018	0.0012	0.0017	0.0003	0.0002	0.0000	0.0011	0.0008	0.0000	0.0000	0.0004
76 MA	0.0	0.0	0.0	0.0003	0.0	0.0	0.0	0.0001	0.0001	0.0	0.0001	0.0002	0.0003
77 CT	0.0	0.0	0.0	0.0008	0.0	0.0	0.0	0.0001	0.0003	0.0	0.0001	0.0002	0.0004
78 RI	0.0	0.0	0.0	0.0003	0.0	0.0	0.0	0.0001	0.0001	0.0	0.0001	0.0002	0.0003
79 ME	0.0	0.0	0.0	0.0002	0.0	0.0000	0.0	0.0000	0.0	0.0	0.0001	0.0003	0.0005
80 VT	0.0001	0.0001	0.0002	0.0008	0.0	0.0004	0.0003	0.0001	0.0010	0.0002	0.0004	0.0006	0.0015

066/84-Mai-21
Ministère des Communications

TABLEAU 4.8 (suite)

MATRICE DE TRANSFERT SOURCE-RECEPTEUR HIVER 1980
DEPOT DE SO4 SEC (KG/HA-AN-TGS)
PENDANT LES PERIODES HUMIDES

	14 GP	15 MTL	16 NB	17 NE	18 ANT	19 TN	20 WNY	21 ENY	22 SNA	23 NNA	24 NDA	25 LAB
1 ABI	0.0027	0.0154	0.0051	0.0043	0.0015	0.0007	0.0010	0.0064	0.0064	0.0093	0.0019	0.0010
2 CQB	0.0084	0.0028	0.0033	0.0029	0.0033	0.0023	0.0007	0.0013	0.0005	0.0020	0.0020	0.0030
3 NQB	0.0019	0.0008	0.0004	0.0004	0.0025	0.0015	0.0000	0.0001	0.0001	0.0002	0.0	0.0119
10 NMN	0.0004	0.0002	0.0002	0.0002	0.0001	0.0001	0.0001	0.0001	0.0001	0.0002	0.0002	0.0006
11 SMN	0.0002	0.0004	0.0001	0.0001	0.0002	0.0001	0.0003	0.0003	0.0002	0.0002	0.0002	0.0002
12 NWO	0.0004	0.0014	0.0012	0.0008	0.0004	0.0002	0.0010	0.0006	0.0004	0.0008	0.0009	0.0003
13 NEO	0.0009	0.0042	0.0018	0.0014	0.0005	0.0004	0.0022	0.0028	0.0022	0.0026	0.0067	0.0006
14 SUD	0.0023	0.0079	0.0033	0.0019	0.0016	0.0007	0.0043	0.0056	0.0046	0.0040	0.0089	0.0008
15 SWO	0.0015	0.0041	0.0019	0.0018	0.0009	0.0010	0.0262	0.0084	0.0054	0.0032	0.0016	0.0005
16 SEO	0.0030	0.0265	0.0036	0.0030	0.0026	0.0017	0.0028	0.0358	0.0191	0.0096	0.0006	0.0007
17 SLV	0.0038	0.0785	0.0080	0.0055	0.0030	0.0023	0.0018	0.0039	0.0072	0.0306	0.0003	0.0009
18 NDA	0.0019	0.0089	0.0030	0.0025	0.0011	0.0006	0.0038	0.0024	0.0025	0.0066	0.3112	0.0006
19 GBY	0.1004	0.0010	0.0113	0.0096	0.0097	0.0051	0.0	0.0008	0.0016	0.0022	0.0	0.0021
20 NBK	0.0013	0.0011	0.0316	0.0264	0.0018	0.0029	0.0	0.0005	0.0015	0.0012	0.0	0.0007
21 NSP	0.0013	0.0001	0.0010	0.0769	0.0007	0.0057	0.0	0.0001	0.0008	0.0010	0.0	0.0005
22 NFL	0.0012	0.0	0.0012	0.0013	0.0024	0.1438	0.0	0.0	0.0	0.0003	0.0	0.0005
50 OHO	0.0008	0.0022	0.0015	0.0013	0.0005	0.0005	0.0058	0.0032	0.0020	0.0021	0.0017	0.0002
51 ILL	0.0009	0.0018	0.0007	0.0008	0.0007	0.0004	0.0023	0.0015	0.0016	0.0013	0.0011	0.0002
52 PEN	0.0009	0.0026	0.0016	0.0016	0.0008	0.0006	0.0103	0.0057	0.0033	0.0024	0.0024	0.0003
53 IND	0.0007	0.0019	0.0011	0.0010	0.0005	0.0006	0.0023	0.0015	0.0017	0.0014	0.0010	0.0002
54 KEN	0.0005	0.0014	0.0008	0.0008	0.0003	0.0003	0.0029	0.0022	0.0018	0.0013	0.0011	0.0001
55 MCH	0.0008	0.0028	0.0012	0.0015	0.0009	0.0007	0.0052	0.0033	0.0029	0.0021	0.0011	0.0004
56 TEN	0.0004	0.0012	0.0005	0.0007	0.0002	0.0004	0.0022	0.0019	0.0015	0.0010	0.0011	0.0000
57 MSU	0.0007	0.0017	0.0012	0.0008	0.0004	0.0003	0.0018	0.0012	0.0009	0.0011	0.0010	0.0001
58 WVR	0.0006	0.0017	0.0011	0.0012	0.0003	0.0004	0.0036	0.0029	0.0025	0.0017	0.0010	0.0002
59 NYK	0.0014	0.0021	0.0030	0.0029	0.0011	0.0013	0.0019	0.1868	0.0344	0.0039	0.0	0.0002
60 ALA	0.0001	0.0010	0.0007	0.0007	0.0001	0.0001	0.0015	0.0015	0.0014	0.0011	0.0010	0.0000
61 WI	0.0007	0.0019	0.0006	0.0008	0.0005	0.0003	0.0024	0.0021	0.0019	0.0015	0.0017	0.0003
62 IA	0.0005	0.0015	0.0007	0.0006	0.0004	0.0003	0.0024	0.0017	0.0013	0.0013	0.0018	0.0002
63 MIN	0.0005	0.0011	0.0006	0.0004	0.0003	0.0003	0.0007	0.0007	0.0006	0.0007	0.0011	0.0004
64 VA	0.0005	0.0011	0.0007	0.0009	0.0003	0.0005	0.0008	0.0019	0.0017	0.0011	0.0	0.0002
65 NC	0.0003	0.0009	0.0004	0.0007	0.0002	0.0004	0.0011	0.0014	0.0014	0.0007	0.0	0.0001
66 NH	0.0015	0.0012	0.0046	0.0040	0.0015	0.0017	0.0003	0.0023	0.0735	0.0089	0.0	0.0004
67 GA	0.0000	0.0008	0.0003	0.0005	0.0000	0.0001	0.0008	0.0008	0.0011	0.0005	0.0008	0.0001
68 SC	0.0001	0.0005	0.0002	0.0003	0.0001	0.0002	0.0009	0.0009	0.0008	0.0005	0.0	0.0001
69 MD	0.0010	0.0014	0.0008	0.0012	0.0005	0.0006	0.0009	0.0029	0.0028	0.0013	0.0	0.0002
70 DE	0.0009	0.0012	0.0008	0.0013	0.0005	0.0005	0.0009	0.0017	0.0025	0.0014	0.0	0.0002
71 NJ	0.0014	0.0017	0.0013	0.0017	0.0009	0.0010	0.0009	0.0029	0.0057	0.0018	0.0	0.0002
72 DC	0.0009	0.0015	0.0009	0.0012	0.0005	0.0004	0.0009	0.0027	0.0022	0.0012	0.0	0.0002
73 AR	0.0005	0.0011	0.0006	0.0004	0.0002	0.0004	0.0012	0.0007	0.0003	0.0008	0.0007	0.0
74 LA	0.0001	0.0004	0.0002	0.0002	0.0001	0.0000	0.0006	0.0004	0.0004	0.0003	0.0002	0.0000
75 MS	0.0001	0.0010	0.0004	0.0005	0.0001	0.0001	0.0016	0.0015	0.0008	0.0008	0.0009	0.0000
76 MA	0.0007	0.0009	0.0021	0.0029	0.0007	0.0016	0.0003	0.0018	0.1461	0.0026	0.0	0.0003
77 CT	0.0012	0.0013	0.0021	0.0024	0.0007	0.0015	0.0009	0.0044	0.0512	0.0028	0.0	0.0002
78 RI	0.0007	0.0009	0.0021	0.0029	0.0007	0.0016	0.0003	0.0018	0.1461	0.0026	0.0	0.0003
79 ME	0.0016	0.0005	0.0065	0.0081	0.0014	0.0018	0.0002	0.0007	0.0020	0.1294	0.0	0.0006
80 VT	0.0018	0.0025	0.0039	0.0033	0.0013	0.0015	0.0016	0.0362	0.0491	0.0082	0.0001	0.0005

066/84-Mai-21
Ministère des Communications

TABLEAU 4.9

MATRICE DE TRANSFERT SOURCE-RECEPTEUR HIVER 1980
DEPOT DE SOUFRE SEC (KG/HA-AN-TGS)

	1 NEO	2 CEO	3 SWO	4 SEO	5 SUD	6 SBJ	7 PBL	8 NQB	9 OTT	10 ABI	11 NIT	12 CHI	13 LSJ
1 ABI	0.0364	0.0488	0.0289	0.2180	0.1259	0.2692	0.0780	0.0270	0.5489	3.4450	0.1029	0.3755	0.7887
2 CQB	0.0132	0.0157	0.0084	0.0494	0.0145	0.2488	0.2564	0.0996	0.0842	0.1428	4.1480	1.7220	0.5554
3 NQB	0.0008	0.0025	0.0007	0.0023	0.0049	0.0080	0.0069	2.1740	0.0030	0.0048	0.2716	0.1093	0.0546
10 NMN	0.0569	0.0276	0.0073	0.0091	0.0088	0.0265	0.0677	0.0308	0.0081	0.0177	0.0314	0.0188	0.0099
11 SMN	0.0306	0.0349	0.0315	0.0204	0.0180	0.0197	0.0323	0.0105	0.0118	0.0155	0.0116	0.0138	0.0120
12 NWO	0.1676	0.2716	0.0840	0.0472	0.0457	0.0904	0.0695	0.0229	0.0425	0.1255	0.0360	0.0380	0.0932
13 NEO	0.4930	2.9400	0.3518	0.3388	0.5931	0.1505	0.0638	0.0232	0.1199	0.2941	0.0682	0.1345	0.1380
14 SUD	0.1548	0.4587	0.6044	1.7290	29.4700	0.1560	0.0641	0.0223	1.0810	0.6621	0.0767	0.1350	0.2757
15 SWO	0.0681	0.0797	3.2470	0.6977	0.1759	0.0878	0.0377	0.0137	0.5628	0.2648	0.0576	0.1322	0.2178
16 SEO	0.0283	0.0110	0.1287	0.2464	0.0136	0.0910	0.0662	0.0074	0.1153	0.0642	0.0477	0.1664	0.2701
17 SLV	0.0052	0.0014	0.0255	0.0671	0.0018	0.0395	0.0452	0.0124	0.0730	0.0360	0.0586	0.1333	0.4085
18 NDA	0.1331	0.1337	0.0657	0.4964	0.1172	0.2472	0.0774	0.0257	0.7566	2.8100	0.0799	0.2713	0.4028
19 GBY	0.0043	0.0	0.0	0.0216	0.0	0.0198	0.0124	0.0203	0.0823	0.0435	0.0203	0.0857	0.1068
20 NBK	0.0	0.0	0.0	0.0	0.0	0.0	0.0	0.0051	0.0	0.0	0.0032	0.0079	0.0799
21 NSP	0.0	0.0	0.0	0.0	0.0	0.0	0.0	0.0	0.0	0.0	0.0	0.0045	0.0658
22 NFL	0.0	0.0	0.0	0.0	0.0	0.0	0.0	0.0051	0.0	0.0	0.0	0.0374	0.0251
50 OHO	0.0908	0.0965	0.4362	0.2670	0.1963	0.0849	0.0436	0.0116	0.1365	0.1386	0.0312	0.0448	0.0866
51 ILL	0.0782	0.1613	0.3106	0.2585	0.2619	0.0694	0.0260	0.0056	0.2947	0.1499	0.0271	0.0774	0.1245
52 PEN	0.0247	0.0192	0.2548	0.3969	0.0934	0.1006	0.0213	0.0166	0.2541	0.1508	0.0396	0.0750	0.1143
53 IND	0.0796	0.1342	0.2928	0.2072	0.1458	0.0620	0.0238	0.0048	0.1470	0.1043	0.0208	0.0472	0.1048
54 KEN	0.0348	0.0602	0.2454	0.1391	0.1401	0.0560	0.0254	0.0013	0.0752	0.0857	0.0145	0.0261	0.0386
55 MCH	0.1031	0.2832	1.3270	0.5371	0.3359	0.1168	0.0743	0.0132	0.4176	0.1645	0.0386	0.0817	0.1430
56 TEN	0.0172	0.0297	0.2089	0.1222	0.1348	0.0381	0.0241	0.0010	0.0975	0.0698	0.0067	0.0178	0.0351
57 MSU	0.0266	0.0701	0.1854	0.1594	0.1524	0.0231	0.0088	0.0020	0.1604	0.0899	0.0126	0.0457	0.0847
58 WVR	0.0069	0.0106	0.1670	0.3192	0.0579	0.0797	0.0300	0.0098	0.2467	0.1366	0.0265	0.0517	0.0680
59 NYK	0.0	0.0	0.0172	0.1071	0.0	0.0088	0.0118	0.0069	0.0425	0.0131	0.0210	0.0337	0.0955
60 ALA	0.0147	0.0402	0.1442	0.0921	0.1200	0.0244	0.0196	0.0008	0.0639	0.0507	0.0040	0.0062	0.0204
61 WI	0.1264	0.2342	0.4072	0.2119	0.3592	0.0924	0.0437	0.0138	0.1833	0.1555	0.0413	0.0788	0.1125
62 IA	0.0781	0.1550	0.1845	0.1584	0.1576	0.0669	0.0307	0.0132	0.1288	0.1201	0.0327	0.0514	0.0732
63 MIN	0.1061	0.1277	0.1241	0.1068	0.1516	0.1034	0.0583	0.0205	0.1115	0.0672	0.0472	0.0500	0.0663
64 VA	0.0	0.0	0.0498	0.1050	0.0	0.0	0.0067	0.0082	0.0697	0.0339	0.0214	0.0486	0.0609
65 NC	0.0016	0.0025	0.0429	0.0734	0.0	0.0125	0.0081	0.0068	0.0763	0.0249	0.0095	0.0129	0.0203
66 NH	0.0	0.0	0.0131	0.0731	0.0	0.0155	0.0	0.0067	0.0810	0.0073	0.0335	0.0556	0.0849
67 GA	0.0026	0.0047	0.1374	0.0773	0.0358	0.0161	0.0101	0.0030	0.0683	0.0389	0.0107	0.0098	0.0107
68 SC	0.0025	0.0041	0.0725	0.0677	0.0045	0.0062	0.0	0.0030	0.0163	0.0126	0.0068	0.0102	0.0070
69 MD	0.0	0.0	0.0433	0.1164	0.0	0.0	0.0017	0.0069	0.0598	0.0327	0.0353	0.0565	0.0768
70 DE	0.0	0.0	0.0260	0.0821	0.0	0.0	0.0	0.0076	0.0519	0.0271	0.0251	0.0413	0.0690
71 NJ	0.0	0.0	0.0048	0.1150	0.0	0.0	0.0	0.0064	0.0558	0.0226	0.0232	0.0279	0.0770
72 DC	0.0	0.0	0.0531	0.1158	0.0	0.0062	0.0051	0.0072	0.0502	0.0330	0.0272	0.0614	0.0741
73 AR	0.0127	0.0505	0.0957	0.0896	0.0718	0.0131	0.0	0.0009	0.0425	0.0503	0.0045	0.0229	0.0353
74 LA	0.0155	0.0383	0.0906	0.0438	0.0579	0.0169	0.0127	0.0006	0.0138	0.0209	0.0027	0.0066	0.0044
75 MS	0.0144	0.0530	0.1097	0.0699	0.1036	0.0182	0.0098	0.0007	0.0625	0.0402	0.0016	0.0020	0.0193
76 MA	0.0	0.0	0.0	0.0296	0.0	0.0	0.0	0.0062	0.0038	0.0	0.0161	0.0184	0.0353
77 CT	0.0	0.0	0.0	0.0957	0.0	0.0	0.0	0.0065	0.0327	0.0	0.0161	0.0241	0.0491
78 RI	0.0	0.0	0.0	0.0296	0.0	0.0	0.0	0.0062	0.0038	0.0	0.0161	0.0184	0.0353
79 ME	0.0	0.0	0.0	0.0212	0.0	0.0023	0.0	0.0050	0.0	0.0	0.0144	0.0221	0.0341
80 VT	0.0043	0.0030	0.0181	0.1001	0.0	0.0298	0.0282	0.0092	0.1222	0.0161	0.0460	0.0627	0.1518

056/BA-Mar-21
Ministère des Communications

TABLEAU 4.9 (suite)

MATRICE DE TRANSFERT SOURCE-RECEPTEUR HIVER 1980
DEPOT DE SOUFRE SEC (KG/HA-AN-TGS)

	14 GP	15 MTL	16 NB	17 NE	18 ANT	19 TN	20 WNY	21 ENY	22 SNA	23 NNA	24 NDA	25 LAB
1 ABI	0.1026	0.9295	0.2014	0.1654	0.0573	0.0245	0.0369	0.3188	0.3225	0.4851	0.0906	0.0370
2 CQB	0.3906	0.1216	0.1437	0.1136	0.1303	0.0803	0.0212	0.0430	0.0175	0.0919	0.0727	0.1160
3 NQB	0.0852	0.0327	0.0150	0.0143	0.1028	0.0552	0.0006	0.0028	0.0018	0.0086	0.0	0.6401
10 NMN	0.0138	0.0074	0.0048	0.0048	0.0042	0.0033	0.0034	0.0043	0.0028	0.0060	0.0083	0.0182
11 SMN	0.0068	0.0121	0.0036	0.0031	0.0058	0.0017	0.0104	0.0107	0.0067	0.0055	0.0055	0.0075
12 NWO	0.0155	0.0551	0.0418	0.0244	0.0157	0.0080	0.0399	0.0199	0.0131	0.0279	0.0353	0.0107
13 NEO	0.0345	0.1759	0.0683	0.0469	0.0170	0.0119	0.1062	0.1220	0.0918	0.0992	0.4006	0.0251
14 SUD	0.1067	0.4484	0.1379	0.0681	0.0618	0.0259	0.2617	0.3197	0.2291	0.1725	0.6819	0.0290
15 SWO	0.0866	0.2630	0.0828	0.0782	0.0345	0.0414	2.1320	0.6135	0.3494	0.1598	0.1075	0.0201
16 SEO	0.1801	2.0890	0.2048	0.1508	0.1231	0.0712	0.1730	2.9570	1.6550	0.7706	0.0267	0.0347
17 SLV	0.2282	5.6000	0.5969	0.3564	0.1466	0.0978	0.1067	0.2802	0.6209	2.6180	0.0199	0.0439
18 NDA	0.0819	0.4561	0.1078	0.0922	0.0412	0.0211	0.1732	0.1101	0.1099	0.2957	14.7900	0.0223
19 GBY	8.0520	0.0516	1.1080	0.8620	0.8989	0.3566	0.0	0.0310	0.0799	0.1487	0.0	0.1555
20 NBK	0.0669	0.0600	2.7040	2.5810	0.1157	0.1930	0.0	0.0239	0.0819	0.0852	0.0	0.0389
21 NSP	0.0674	0.0044	0.0559	6.3120	0.0451	0.4733	0.0	0.0064	0.0334	0.0483	0.0	0.0392
22 NFL	0.0785	0.0	0.0734	0.0970	0.1876	10.7800	0.0	0.0	0.0	0.0100	0.0	0.0348
50 OHO	0.0538	0.2055	0.1108	0.0792	0.0413	0.0280	0.7102	0.3408	0.1639	0.1661	0.1710	0.0116
51 ILL	0.0575	0.1378	0.0436	0.0441	0.0387	0.0226	0.2047	0.1146	0.1037	0.0759	0.0966	0.0132
52 PEN	0.0621	0.2640	0.1192	0.1135	0.0485	0.0346	1.1630	0.6998	0.3543	0.2171	0.1806	0.0190
53 IND	0.0528	0.1678	0.0760	0.0521	0.0305	0.0282	0.2032	0.1104	0.1176	0.0981	0.0717	0.0111
54 KEN	0.0347	0.0946	0.0496	0.0457	0.0221	0.0182	0.2846	0.1846	0.1262	0.0951	0.1001	0.0062
55 MCH	0.0609	0.2689	0.0870	0.0913	0.0494	0.0401	0.5958	0.3152	0.2286	0.1544	0.0993	0.0241
56 TEN	0.0200	0.0713	0.0308	0.0391	0.0109	0.0237	0.1672	0.1555	0.1014	0.0653	0.1036	0.0023
57 MSU	0.0436	0.1294	0.0656	0.0378	0.0214	0.0122	0.1361	0.0763	0.0505	0.0593	0.0637	0.0076
58 WVR	0.0362	0.1367	0.0695	0.0785	0.0228	0.0223	0.4131	0.3185	0.2564	0.1293	0.0549	0.0086
59 NYK	0.1000	0.2305	0.2860	0.2632	0.0743	0.0822	0.2274	14.7200	3.2860	0.4593	0.0	0.0173
60 ALA	0.0078	0.0544	0.0394	0.0350	0.0024	0.0056	0.1075	0.1047	0.0887	0.0665	0.0657	0.0013
61 WI	0.0543	0.1344	0.0380	0.0456	0.0368	0.0178	0.2240	0.1507	0.1106	0.0905	0.1677	0.0180
62 IA	0.0309	0.0927	0.0376	0.0303	0.0244	0.0137	0.1659	0.1065	0.0716	0.0724	0.1460	0.0121
63 MIN	0.0318	0.0675	0.0301	0.0193	0.0173	0.0151	0.0490	0.0444	0.0348	0.0417	0.0804	0.0202
64 VA	0.0357	0.0997	0.0455	0.0621	0.0179	0.0342	0.0811	0.2064	0.1708	0.0916	0.0	0.0089
65 NC	0.0141	0.0534	0.0216	0.0521	0.0102	0.0292	0.0872	0.1151	0.1072	0.0425	0.0	0.0053
66 NH	0.1219	0.1358	0.5320	0.4151	0.1140	0.1165	0.0375	0.2847	6.1890	1.0140	0.0	0.0322
67 GA	0.0010	0.0382	0.0137	0.0252	0.0012	0.0062	0.0533	0.0424	0.0707	0.0246	0.0497	0.0047
68 SC	0.0068	0.0271	0.0096	0.0194	0.0038	0.0123	0.0624	0.0488	0.0373	0.0219	0.0	0.0041
69 MD	0.0627	0.1439	0.0646	0.0894	0.0269	0.0372	0.0958	0.3577	0.3216	0.1261	0.0	0.0130
70 DE	0.0619	0.1257	0.0576	0.0907	0.0320	0.0379	0.0892	0.2095	0.2926	0.1413	0.0	0.0135
71 NJ	0.0975	0.1832	0.1208	0.1324	0.0573	0.0645	0.0970	0.3505	0.6986	0.2059	0.0	0.0153
72 DC	0.0519	0.1468	0.0617	0.0855	0.0253	0.0302	0.1030	0.3282	0.2479	0.1127	0.0	0.0115
73 AR	0.0278	0.0689	0.0353	0.0201	0.0081	0.0164	0.0712	0.0407	0.0164	0.0486	0.0495	0.0
74 LA	0.0040	0.0176	0.0099	0.0085	0.0044	0.0014	0.0374	0.0300	0.0233	0.0134	0.0069	0.0013
75 MS	0.0048	0.0563	0.0208	0.0228	0.0052	0.0069	0.1125	0.0929	0.0437	0.0408	0.0502	0.0018
76 MA	0.0562	0.0977	0.2139	0.2976	0.0561	0.1117	0.0256	0.2239	11.7300	0.3162	0.0	0.0222
77 CT	0.0952	0.1547	0.1874	0.2221	0.0538	0.0917	0.1038	0.4954	4.3340	0.3379	0.0	0.0197
78 RI	0.0562	0.0977	0.2139	0.2976	0.0561	0.1117	0.0256	0.2239	11.7300	0.3162	0.0	0.0222
79 ME	0.1469	0.0490	0.7980	0.9955	0.1112	0.1367	0.0159	0.0721	0.2333	10.5600	0.0	0.0469
80 VT	0.1566	0.3057	0.4202	0.3168	0.1004	0.0913	0.1898	3.1600	4.5850	0.9955	0.0058	0.0342

056/84-Mai-21
Ministère des Communications

TABLEAU 4.10

MATRICE DE TRANSFERT SOURCE-RECEPTEUR HIVER 1980
DEPOT DE SO2 HUMIDE (KG/HA-AN-TGS)

	1 NEO	2 CEO	3 SWO	4 SEO	5 SUD	6 SBJ	7 PBL	8 NQB	9 OTT	10 ABI	11 NIT	12 CHI	13 LSJ
1 ABI	0.1008	0.1305	0.0714	0.6831	0.3748	0.8992	0.2249	0.0666	1.8990	13.6800	0.2987	1.1440	2.6670
2 CQB	0.0346	0.0402	0.0195	0.1261	0.0381	0.7917	0.9157	0.3014	0.2255	0.4090	15.8300	6.5410	1.8660
3 NQB	0.0019	0.0057	0.0015	0.0050	0.0113	0.0229	0.0170	8.6650	0.0069	0.0123	0.8766	0.3138	0.1546
10 NMN	0.0979	0.0425	0.0098	0.0133	0.0139	0.0430	0.1082	0.0489	0.0124	0.0280	0.0504	0.0295	0.0146
11 SMN	0.0479	0.0559	0.0509	0.0312	0.0317	0.0281	0.0516	0.0153	0.0183	0.0233	0.0177	0.0195	0.0172
12 NWO	0.3199	0.5705	0.1457	0.0779	0.0790	0.1474	0.1189	0.0351	0.0734	0.2262	0.0614	0.0603	0.1555
13 NEO	1.3820	9.6770	0.7653	0.6709	1.4640	0.3344	0.1261	0.0389	0.2068	0.6114	0.1261	0.2697	0.2596
14 SUD	0.3599	1.4000	1.6310	5.3460	68.3600	0.3575	0.1305	0.0377	2.8740	1.8400	0.1491	0.2914	0.5838
15 SWO	0.0947	0.1280	8.6180	1.5960	0.3493	0.1445	0.0509	0.0149	1.3260	0.5242	0.0785	0.2176	0.4047
16 SEO	0.0372	0.0133	0.2346	0.5304	0.0167	0.1418	0.1117	0.0131	0.1938	0.0959	0.0836	0.2859	0.4979
17 SLV	0.0064	0.0014	0.0419	0.1064	0.0017	0.0652	0.0760	0.0171	0.1108	0.0617	0.0967	0.2507	0.9574
18 NDA	0.4019	0.4161	0.1723	1.6090	0.3352	0.8146	0.2221	0.0624	2.7340	11.4300	0.2216	0.8319	1.1630
19 GBY	0.0053	0.0	0.0	0.0228	0.0	0.0227	0.0162	0.0280	0.0942	0.0523	0.0271	0.1248	0.1474
20 NBK	0.0	0.0	0.0	0.0	0.0	0.0	0.0	0.0086	0.0	0.0	0.0042	0.0079	0.0970
21 NSP	0.0	0.0	0.0	0.0	0.0	0.0	0.0	0.0	0.0	0.0	0.0	0.0061	0.0757
22 NFL	0.0	0.0	0.0	0.0	0.0	0.0	0.0	0.0078	0.0	0.0	0.0	0.0627	0.0386
50 OHO	0.0757	0.0808	0.5781	0.3313	0.1945	0.0684	0.0273	0.0062	0.1279	0.1308	0.0175	0.0326	0.0697
51 ILL	0.0550	0.1639	0.3846	0.2823	0.3064	0.0402	0.0131	0.0033	0.3317	0.1280	0.0173	0.0531	0.1001
52 PEN	0.0129	0.0095	0.3214	0.5012	0.0558	0.0775	0.0187	0.0090	0.2644	0.1288	0.0270	0.0546	0.0887
53 IND	0.0623	0.1225	0.3375	0.2095	0.1401	0.0364	0.0130	0.0034	0.1304	0.0755	0.0109	0.0293	0.0802
54 KEN	0.0220	0.0495	0.2292	0.1004	0.1504	0.0361	0.0150	0.0011	0.0430	0.0554	0.0078	0.0140	0.0224
55 MCH	0.0788	0.3340	2.5390	0.7936	0.4542	0.1068	0.0486	0.0071	0.5663	0.1598	0.0257	0.0723	0.1426
56 TEN	0.0092	0.0197	0.1624	0.0795	0.1194	0.0247	0.0147	0.0009	0.0630	0.0476	0.0037	0.0092	0.0205
57 MSU	0.0168	0.0485	0.1680	0.1333	0.1133	0.0119	0.0065	0.0015	0.1557	0.0633	0.0089	0.0300	0.0599
58 WVR	0.0043	0.0067	0.1851	0.3562	0.0427	0.0531	0.0228	0.0053	0.2590	0.1085	0.0140	0.0328	0.0445
59 NYK	0.0	0.0	0.0226	0.1257	0.0	0.0059	0.0130	0.0050	0.0366	0.0092	0.0261	0.0328	0.0884
60 ALA	0.0072	0.0248	0.0991	0.0559	0.0785	0.0147	0.0109	0.0006	0.0360	0.0285	0.0021	0.0031	0.0108
61 WI	0.1023	0.2724	0.5085	0.1992	0.4620	0.0648	0.0287	0.0074	0.1654	0.1433	0.0268	0.0602	0.0925
62 IA	0.0573	0.1343	0.1635	0.1206	0.1337	0.0417	0.0196	0.0092	0.0954	0.0858	0.0245	0.0340	0.0483
63 MIN	0.0864	0.0973	0.1066	0.0789	0.1366	0.0827	0.0439	0.0120	0.0792	0.0482	0.0361	0.0342	0.0411
64 VA	0.0	0.0	0.0413	0.0983	0.0	0.0	0.0044	0.0062	0.0498	0.0211	0.0113	0.0337	0.0445
65 NC	0.0006	0.0010	0.0337	0.0548	0.0	0.0120	0.0061	0.0047	0.0682	0.0256	0.0067	0.0122	0.0141
66 NH	0.0	0.0	0.0156	0.1096	0.0	0.0108	0.0	0.0071	0.1164	0.0069	0.0359	0.0631	0.0808
67 GA	0.0010	0.0019	0.0964	0.0456	0.0370	0.0116	0.0077	0.0013	0.0367	0.0226	0.0057	0.0051	0.0050
68 SC	0.0009	0.0016	0.0515	0.0464	0.0017	0.0052	0.0	0.0017	0.0165	0.0112	0.0048	0.0082	0.0053
69 MD	0.0	0.0	0.0391	0.1103	0.0	0.0	0.0012	0.0044	0.0459	0.0223	0.0244	0.0424	0.0607
70 DE	0.0	0.0	0.0269	0.0733	0.0	0.0	0.0	0.0057	0.0403	0.0199	0.0182	0.0331	0.0605
71 NJ	0.0	0.0	0.0032	0.1280	0.0	0.0	0.0	0.0047	0.0465	0.0170	0.0255	0.0221	0.0683
72 DC	0.0	0.0	0.0529	0.1089	0.0	0.0031	0.0038	0.0051	0.0346	0.0211	0.0171	0.0454	0.0619
73 AR	0.0069	0.0326	0.0680	0.0628	0.0606	0.0062	0.0	0.0006	0.0253	0.0303	0.0025	0.0107	0.0198
74 LA	0.0094	0.0217	0.0496	0.0226	0.0281	0.0084	0.0065	0.0004	0.0060	0.0098	0.0018	0.0030	0.0018
75 MS	0.0079	0.0298	0.0656	0.0406	0.0608	0.0098	0.0049	0.0005	0.0345	0.0208	0.0011	0.0019	0.0093
76 MA	0.0	0.0	0.0	0.0282	0.0	0.0	0.0	0.0053	0.0021	0.0	0.0183	0.0184	0.0365
77 CT	0.0	0.0	0.0	0.1174	0.0	0.0	0.0	0.0049	0.0337	0.0	0.0183	0.0369	0.0604
78 RI	0.0	0.0	0.0	0.0282	0.0	0.0	0.0	0.0053	0.0021	0.0	0.0183	0.0184	0.0365
79 ME	0.0	0.0	0.0	0.0191	0.0	0.0013	0.0	0.0056	0.0	0.0	0.0174	0.0176	0.0222
80 VT	0.0024	0.0016	0.0233	0.1409	0.0	0.0236	0.0274	0.0100	0.1730	0.0135	0.0492	0.0609	0.1615

065/84-Mai-21
Ministère des Communications

TABLEAU 4.10 (suite)

MATRICE DE TRANSFERT SOURCE-RECEPTEUR HIVER 1980
DEPOT DE SO2 HUMIDE (KG/HA-AN-TGS)

	14 GP	15 MTL	16 NB	17 NE	18 ANT	19 TN	20 WNY	21 ENY	22 SNA	23 NNA	24 NDA	25 LAB
1 ABI	0.2534	3.2670	0.5080	0.4135	0.1383	0.0567	0.0897	0.9665	0.9776	1.5140	0.2654	0.0897
2 CQB	1.1970	0.3554	0.4255	0.3138	0.3584	0.2058	0.0477	0.1068	0.0474	0.2767	0.1928	0.3173
3 NQB	0.2536	0.0898	0.0379	0.0350	0.2919	0.1468	0.0011	0.0061	0.0044	0.0222	0.0	2.1640
10 NMN	0.0208	0.0106	0.0065	0.0065	0.0063	0.0042	0.0047	0.0059	0.0038	0.0083	0.0140	0.0268
11 SMN	0.0097	0.0179	0.0048	0.0041	0.0078	0.0022	0.0159	0.0155	0.0097	0.0075	0.0079	0.0106
12 NWO	0.0265	0.0927	0.0660	0.0357	0.0257	0.0123	0.0654	0.0303	0.0198	0.0420	0.0613	0.0163
13 NEO	0.0566	0.3085	0.1094	0.0713	0.0271	0.0178	0.2073	0.2190	0.1585	0.1609	0.9128	0.0418
14 SUD	0.2010	0.9861	0.2384	0.1073	0.1010	0.0404	0.6094	0.7033	0.4533	0.3097	2.0790	0.0452
15 SWO	0.1341	0.4469	0.1044	0.0957	0.0395	0.0496	5.4570	1.2020	0.5983	0.2227	0.1926	0.0219
16 SEO	0.2898	5.9150	0.3136	0.2097	0.1626	0.0870	0.2880	8.3350	4.2390	1.6400	0.0351	0.0465
17 SLV	0.3808	14.8100	1.2030	0.6291	0.2074	0.1249	0.1730	0.5479	1.5280	7.3310	0.0329	0.0616
18 NDA	0.2183	1.4100	0.2553	0.2194	0.0970	0.0480	0.4844	0.3124	0.3047	0.8214	46.3600	0.0508
19 GBY	18.2700	0.0591	2.3410	1.5790	1.7050	0.5114	0.0	0.0301	0.0900	0.2105	0.0	0.2379
20 NBK	0.0774	0.0713	6.5020	6.1320	0.1562	0.2625	0.0	0.0277	0.0990	0.1224	0.0	0.0465
21 NSP	0.0772	0.0064	0.0673	14.6800	0.0635	0.7953	0.0	0.0070	0.0343	0.0517	0.0	0.0573
22 NFL	0.1072	0.0	0.0937	0.1504	0.2959	22.5400	0.0	0.0	0.0	0.0091	0.0	0.0508
50 OHO	0.0357	0.1890	0.0805	0.0486	0.0314	0.0153	1.0420	0.3789	0.1348	0.1270	0.1741	0.0065
51 ILL	0.0370	0.1025	0.0250	0.0228	0.0209	0.0123	0.1797	0.0850	0.0653	0.0448	0.0852	0.0084
52 PEN	0.0413	0.2733	0.0870	0.0807	0.0303	0.0187	2.2830	1.1290	0.3932	0.1961	0.1358	0.0113
53 IND	0.0420	0.1477	0.0526	0.0279	0.0175	0.0139	0.1750	0.0781	0.0816	0.0688	0.0481	0.0067
54 KEN	0.0229	0.0644	0.0319	0.0266	0.0148	0.0097	0.2811	0.1541	0.0850	0.0692	0.0883	0.0041
55 MCH	0.0454	0.2619	0.0600	0.0562	0.0277	0.0233	0.7275	0.3034	0.1794	0.1095	0.0940	0.0133
56 TEN	0.0105	0.0405	0.0194	0.0214	0.0055	0.0123	0.1237	0.1240	0.0689	0.0413	0.0972	0.0018
57 MSU	0.0255	0.0957	0.0360	0.0184	0.0105	0.0057	0.0989	0.0482	0.0273	0.0323	0.0392	0.0040
58 WVR	0.0221	0.1083	0.0421	0.0492	0.0154	0.0122	0.5194	0.3599	0.2663	0.0959	0.0305	0.0046
59 NYK	0.0709	0.2715	0.2724	0.2349	0.0502	0.0494	0.3457	23.8500	7.0130	0.6084	0.0	0.0123
60 ALA	0.0042	0.0285	0.0232	0.0170	0.0011	0.0031	0.0771	0.0728	0.0534	0.0388	0.0413	0.0005
61 WI	0.0404	0.0951	0.0223	0.0246	0.0254	0.0094	0.2104	0.1037	0.0645	0.0529	0.1697	0.0099
62 IA	0.0184	0.0563	0.0199	0.0151	0.0134	0.0072	0.1138	0.0662	0.0402	0.0395	0.1139	0.0069
63 MIN	0.0187	0.0415	0.0161	0.0099	0.0091	0.0084	0.0334	0.0272	0.0189	0.0233	0.0557	0.0111
64 VA	0.0233	0.0887	0.0289	0.0429	0.0095	0.0227	0.0816	0.2265	0.1733	0.0767	0.0	0.0048
65 NC	0.0071	0.0318	0.0126	0.0354	0.0049	0.0189	0.0666	0.0906	0.0829	0.0261	0.0	0.0029
66 NH	0.0943	0.1588	0.6604	0.4356	0.0865	0.0803	0.0454	0.4710	11.8000	1.9610	0.0	0.0234
67 GA	0.0005	0.0183	0.0067	0.0131	0.0006	0.0036	0.0363	0.0235	0.0439	0.0119	0.0316	0.0022
68 SC	0.0041	0.0147	0.0049	0.0123	0.0018	0.0080	0.0413	0.0272	0.0184	0.0101	0.0	0.0022
69 MD	0.0387	0.1474	0.0483	0.0629	0.0152	0.0236	0.1037	0.5370	0.4120	0.1277	0.0	0.0076
70 DE	0.0414	0.1346	0.0400	0.0629	0.0189	0.0263	0.0934	0.2988	0.3830	0.1420	0.0	0.0078
71 NJ	0.0672	0.2136	0.1083	0.1035	0.0370	0.0405	0.1129	0.6024	1.1750	0.2517	0.0	0.0105
72 DC	0.0309	0.1461	0.0433	0.0616	0.0137	0.0198	0.1223	0.4503	0.2896	0.1042	0.0	0.0063
73 AR	0.0146	0.0431	0.0201	0.0095	0.0037	0.0069	0.0429	0.0232	0.0079	0.0285	0.0325	0.0
74 LA	0.0017	0.0087	0.0045	0.0039	0.0018	0.0008	0.0222	0.0203	0.0128	0.0067	0.0028	0.0006
75 MS	0.0028	0.0304	0.0104	0.0113	0.0036	0.0039	0.0779	0.0568	0.0231	0.0214	0.0275	0.0011
76 MA	0.0471	0.1116	0.2257	0.3100	0.0420	0.0753	0.0242	0.3871	20.0200	0.4588	0.0	0.0177
77 CT	0.0770	0.2005	0.1678	0.2076	0.0387	0.0568	0.1344	0.9762	8.3530	0.4930	0.0	0.0161
78 RI	0.0471	0.1116	0.2257	0.3100	0.0420	0.0753	0.0242	0.3871	20.0200	0.4588	0.0	0.0177
79 ME	0.1314	0.0434	1.2770	1.4780	0.0866	0.1010	0.0122	0.0813	0.3014	18.8000	0.0	0.0374
80 VT	0.1323	0.4536	0.4766	0.3110	0.0755	0.0562	0.2680	6.3790	9.7340	1.6930	0.0029	0.0246

086/84-Mai-21
Ministère des Communications

TABLEAU 4.11

MATRICE DE TRANSFERT SOURCE-RECEPTEUR HIVER 1980
DEPOT DE SO4 HUMIDE (KG/HA-AN-TGS)

	1 NEO	2 CEO	3 SWO	4 SEO	5 SUD	6 SBJ	7 PBL	8 NQB	9 OTT	10 ABI	11 NIT	12 CHI	13 LSJ
1 ABI	0.0852	0.1194	0.0780	0.4323	0.2668	0.4920	0.1727	0.0732	0.9621	5.1030	0.2260	0.7721	1.4210
2 CQB	0.0377	0.0463	0.0280	0.1457	0.0409	0.5266	0.4587	0.2280	0.2318	0.3554	6.0500	2.8510	1.0830
3 NQB	0.0027	0.0089	0.0029	0.0081	0.0170	0.0201	0.0213	3.3110	0.0101	0.0138	0.5620	0.2712	0.1386
10 NMN	0.1436	0.0818	0.0261	0.0293	0.0250	0.0730	0.1899	0.0871	0.0244	0.0501	0.0876	0.0537	0.0314
11 SMN	0.0887	0.0975	0.0865	0.0610	0.0439	0.0652	0.0903	0.0338	0.0345	0.0476	0.0349	0.0462	0.0396
12 NWO	0.3661	0.5233	0.2094	0.1258	0.1146	0.2461	0.1767	0.0681	0.1068	0.2965	0.0917	0.1077	0.2455
13 NEO	0.6982	3.8710	0.6486	0.7048	0.9443	0.2704	0.1332	0.0606	0.3013	0.5740	0.1554	0.2755	0.3077
14 SUD	0.2636	0.6184	0.8827	2.3190	31.6300	0.2701	0.1285	0.0576	1.5980	0.9438	0.1636	0.2515	0.5257
15 SWO	0.1394	0.1378	3.9660	0.8988	0.2467	0.1477	0.0800	0.0386	0.7181	0.3724	0.1211	0.2223	0.3236
16 SEO	0.0633	0.0274	0.1928	0.3176	0.0332	0.1627	0.1079	0.0115	0.1886	0.1211	0.0747	0.2657	0.3998
17 SLV	0.0130	0.0051	0.0445	0.1221	0.0071	0.0685	0.0766	0.0270	0.1399	0.0597	0.1014	0.1988	0.5041
18 NDA	0.2772	0.2672	0.1648	0.9424	0.2622	0.4593	0.1722	0.0713	1.2640	4.2230	0.1863	0.5533	0.8896
19 GBY	0.0077	0.0	0.0	0.0482	0.0	0.0393	0.0208	0.0313	0.1635	0.0808	0.0326	0.1245	0.1655
20 NBK	0.0	0.0	0.0	0.0	0.0	0.0	0.0	0.0062	0.0	0.0	0.0055	0.0192	0.1461
21 NSP	0.0	0.0	0.0	0.0	0.0	0.0	0.0	0.0	0.0	0.0	0.0	0.0069	0.1295
22 NFL	0.0	0.0	0.0	0.0	0.0	0.0	0.0	0.0071	0.0	0.0	0.0	0.0466	0.0342
50 OHO	0.1114	0.1178	0.3828	0.2418	0.2072	0.1074	0.0706	0.0223	0.1510	0.1523	0.0569	0.0625	0.1096
51 ILL	0.1126	0.1669	0.2815	0.2536	0.2454	0.1219	0.0530	0.0096	0.2832	0.1799	0.0431	0.1143	0.1579
52 PEN	0.0485	0.0400	0.2288	0.3562	0.1588	0.1326	0.0250	0.0312	0.2584	0.1809	0.0589	0.1044	0.1498
53 IND	0.1034	0.1518	0.2769	0.2152	0.1579	0.1076	0.0446	0.0069	0.1705	0.1463	0.0406	0.0771	0.1391
54 KEN	0.0560	0.0746	0.2722	0.1954	0.1392	0.0880	0.0437	0.0016	0.1336	0.1345	0.0276	0.0496	0.0679
55 MCH	0.1371	0.2640	1.1890	0.4564	0.2925	0.1319	0.1151	0.0252	0.3632	0.1765	0.0586	0.0950	0.1502
56 TEN	0.0327	0.0454	0.2734	0.1903	0.1565	0.0594	0.0404	0.0013	0.1530	0.1039	0.0123	0.0353	0.0611
57 MSU	0.0427	0.1026	0.2110	0.1949	0.2080	0.0458	0.0123	0.0027	0.1722	0.1293	0.0180	0.0704	0.1213
58 WVR	0.0113	0.0172	0.1622	0.3085	0.0797	0.1213	0.0402	0.0183	0.2491	0.1751	0.0517	0.0824	0.1054
59 NYK	0.0	0.0	0.0151	0.1002	0.0	0.0135	0.0115	0.0095	0.0506	0.0187	0.0189	0.0362	0.1068
60 ALA	0.0312	0.0659	0.2125	0.1540	0.1859	0.0411	0.0359	0.0011	0.1156	0.0918	0.0077	0.0129	0.0392
61 WI	0.1591	0.2202	0.3675	0.2338	0.3194	0.1335	0.0672	0.0262	0.2093	0.1744	0.0645	0.1049	0.1397
62 IA	0.1079	0.1835	0.2141	0.2114	0.1901	0.1088	0.0490	0.0192	0.1764	0.1704	0.0444	0.0787	0.1124
63 MIN	0.1328	0.1702	0.1480	0.1466	0.1734	0.1318	0.0785	0.0355	0.1592	0.0952	0.0627	0.0742	0.1087
64 VA	0.0	0.0	0.0614	0.1162	0.0	0.0	0.0103	0.0111	0.0988	0.0552	0.0417	0.0710	0.0846
65 NC	0.0042	0.0063	0.0556	0.0997	0.0	0.0135	0.0110	0.0100	0.0879	0.0255	0.0137	0.0142	0.0297
66 NH	0.0	0.0	0.0121	0.0620	0.0	0.0225	0.0	0.0067	0.0692	0.0080	0.0332	0.0532	0.0928
67 GA	0.0071	0.0122	0.1985	0.1332	0.0365	0.0227	0.0136	0.0069	0.1298	0.0682	0.0208	0.0192	0.0234
68 SC	0.0068	0.0108	0.1034	0.1000	0.0126	0.0075	0.0	0.0055	0.0168	0.0145	0.0097	0.0129	0.0094
69 MD	0.0	0.0	0.0495	0.1276	0.0	0.0	0.0023	0.0110	0.0790	0.0485	0.0516	0.0765	0.0989
70 DE	0.0	0.0	0.0266	0.0948	0.0	0.0	0.0	0.0103	0.0681	0.0373	0.0351	0.0526	0.0808
71 NJ	0.0	0.0	0.0071	0.1114	0.0	0.0	0.0	0.0089	0.0684	0.0305	0.0227	0.0359	0.0893
72 DC	0.0	0.0	0.0558	0.1277	0.0	0.0127	0.0068	0.0102	0.0738	0.0524	0.0437	0.0844	0.0907
73 AR	0.0239	0.0792	0.1365	0.1297	0.0870	0.0287	0.0	0.0012	0.0726	0.0849	0.0081	0.0506	0.0641
74 LA	0.0261	0.0691	0.1690	0.0873	0.1236	0.0351	0.0257	0.0011	0.0333	0.0460	0.0042	0.0147	0.0113
75 MS	0.0265	0.0964	0.1865	0.1228	0.1793	0.0345	0.0204	0.0012	0.1157	0.0794	0.0022	0.0022	0.0412
76 MA	0.0	0.0	0.0	0.0323	0.0	0.0	0.0	0.0073	0.0067	0.0	0.0154	0.0194	0.0360
77 CT	0.0	0.0	0.0	0.0871	0.0	0.0	0.0	0.0086	0.0335	0.0	0.0154	0.0204	0.0447
78 RI	0.0	0.0	0.0	0.0323	0.0	0.0	0.0	0.0073	0.0067	0.0	0.0154	0.0194	0.0360
79 ME	0.0	0.0	0.0	0.0243	0.0	0.0044	0.0	0.0049	0.0	0.0	0.0132	0.0281	0.0532
80 VT	0.0076	0.0060	0.0161	0.0860	0.0	0.0382	0.0303	0.0091	0.1048	0.0196	0.0458	0.0673	0.1517

056/86-Mai-21
Ministère des Communications

TABLEAU 4.11 (suite)

MATRICE DE TRANSFERT SOURCE-RECEPTEUR HIVER 1980
DEPOT DE SO4 HUMIDE (KG/HA-AN-TGS)

	14 GP	15 MTL	16 NB	17 NE	18 ANT	19 TN	20 WNY	21 ENY	22 SNA	23 NNA	24 NDA	25 LAB
1 ABI	0.2786	1.6000	0.5319	0.4420	0.1599	0.0717	0.1018	0.6599	0.6678	0.9667	0.1961	0.1026
2 CQB	0.8762	0.2938	0.3402	0.2988	0.3450	0.2358	0.0735	0.1315	0.0473	0.2115	0.2030	0.3095
3 NQB	0.1999	0.0870	0.0449	0.0445	0.2595	0.1537	0.0023	0.0104	0.0055	0.0249	0.0	1.2360
10 NMN	0.0425	0.0247	0.0170	0.0174	0.0129	0.0127	0.0122	0.0150	0.0102	0.0209	0.0215	0.0573
11 SMN	0.0228	0.0383	0.0133	0.0116	0.0207	0.0068	0.0313	0.0347	0.0220	0.0191	0.0179	0.0253
12 NWO	0.0397	0.1434	0.1192	0.0777	0.0424	0.0239	0.1077	0.0598	0.0399	0.0854	0.0881	0.0319
13 NEO	0.0929	0.4316	0.1910	0.1414	0.0474	0.0367	0.2250	0.2896	0.2302	0.2715	0.6980	0.0661
14 SUD	0.2371	0.8157	0.3454	0.1947	0.1675	0.0752	0.4445	0.5815	0.4769	0.4097	0.9195	0.0840
15 SWO	0.1562	0.4274	0.1919	0.1888	0.0909	0.1028	2.6930	0.8702	0.5631	0.3265	0.1653	0.0568
16 SEO	0.3101	2.4910	0.3741	0.3112	0.2719	0.1751	0.2861	3.5340	1.9700	1.0020	0.0595	0.0754
17 SLV	0.3898	6.2550	0.8303	0.5699	0.3086	0.2369	0.1884	0.4015	0.7468	3.0660	0.0345	0.0934
18 NDA	0.2010	0.9203	0.3086	0.2623	0.1187	0.0633	0.3991	0.2490	0.2560	0.6876	19.9300	0.0668
19 GBY	7.8370	0.1028	1.1720	0.9942	1.0100	0.5273	0.0	0.0783	0.1624	0.2233	0.0	0.2134
20 NBK	0.1309	0.1133	2.7330	2.6690	0.1843	0.3046	0.0	0.0467	0.1508	0.1257	0.0	0.0725
21 NSP	0.1335	0.0063	0.1037	6.2400	0.0682	0.5891	0.0	0.0135	0.0777	0.1055	0.0	0.0567
22 NFL	0.1232	0.0	0.1256	0.1312	0.2491	9.9580	0.0	0.0	0.0	0.0281	0.0	0.0505
50 OHO	0.0822	0.2308	0.1546	0.1309	0.0552	0.0525	0.6042	0.3302	0.2035	0.2207	0.1768	0.0210
51 ILL	0.0905	0.1882	0.0774	0.0874	0.0732	0.0423	0.2396	0.1568	0.1671	0.1306	0.1126	0.0210
52 PEN	0.0947	0.2693	0.1656	0.1617	0.0787	0.0656	1.0600	0.5919	0.3437	0.2477	0.2440	0.0325
53 IND	0.0676	0.1959	0.1113	0.0995	0.0542	0.0590	0.2420	0.1581	0.1718	0.1418	0.1082	0.0187
54 KEN	0.0534	0.1409	0.0783	0.0799	0.0336	0.0350	0.3014	0.2260	0.1898	0.1326	0.1167	0.0094
55 MCH	0.0830	0.2880	0.1280	0.1507	0.0900	0.0704	0.5442	0.3409	0.2964	0.2206	0.1088	0.0446
56 TEN	0.0387	0.1279	0.0496	0.0729	0.0222	0.0465	0.2293	0.1985	0.1511	0.1048	0.1144	0.0030
57 MSU	0.0757	0.1776	0.1221	0.0801	0.0450	0.0269	0.1900	0.1225	0.0955	0.1113	0.1049	0.0149
58 WVR	0.0602	0.1757	0.1167	0.1272	0.0341	0.0415	0.3714	0.3051	0.2610	0.1768	0.1010	0.0166
59 NYK	0.1430	0.2151	0.3120	0.3036	0.1116	0.1389	0.1925	11.5900	3.2470	0.4030	0.0	0.0247
60 ALA	0.0147	0.1063	0.0679	0.0744	0.0054	0.0103	0.1519	0.1526	0.1498	0.1158	0.1060	0.0032
61 WI	0.0741	0.1925	0.0656	0.0862	0.0539	0.0346	0.2473	0.2220	0.1929	0.1575	0.1742	0.0332
62 IA	0.0530	0.1552	0.0729	0.0626	0.0454	0.0269	0.2450	0.1739	0.1300	0.1355	0.1904	0.0216
63 MIN	0.0550	0.1113	0.0575	0.0383	0.0333	0.0274	0.0728	0.0736	0.0656	0.0764	0.1176	0.0376
64 VA	0.0555	0.1153	0.0725	0.0910	0.0345	0.0521	0.0847	0.2018	0.1769	0.1118	0.0	0.0169
65 NC	0.0289	0.0910	0.0376	0.0776	0.0223	0.0456	0.1161	0.1488	0.1408	0.0702	0.0	0.0101
66 NH	0.1602	0.1272	0.4816	0.4192	0.1527	0.1714	0.0344	0.2415	5.6150	0.9145	0.0	0.0450
67 GA	0.0021	0.0827	0.0288	0.0498	0.0026	0.0109	0.0794	0.0780	0.1157	0.0526	0.0794	0.0103
68 SC	0.0113	0.0511	0.0196	0.0310	0.0081	0.0193	0.0955	0.0893	0.0777	0.0494	0.0	0.0080
69 MD	0.1031	0.1480	0.0879	0.1290	0.0485	0.0595	0.0945	0.3032	0.2866	0.1310	0.0	0.0225
70 DE	0.0939	0.1250	0.0842	0.1327	0.0550	0.0554	0.0902	0.1794	0.2581	0.1475	0.0	0.0239
71 NJ	0.1436	0.1720	0.1388	0.1723	0.0900	0.1040	0.0911	0.2996	0.5942	0.1879	0.0	0.0226
72 DC	0.0886	0.1545	0.0890	0.1203	0.0479	0.0465	0.0957	0.2843	0.2325	0.1260	0.0	0.0213
73 AR	0.0539	0.1118	0.0633	0.0439	0.0183	0.0409	0.1200	0.0730	0.0350	0.0843	0.0764	0.0
74 LA	0.0100	0.0365	0.0228	0.0195	0.0113	0.0025	0.0640	0.0448	0.0435	0.0275	0.0183	0.0033
75 MS	0.0083	0.1064	0.0426	0.0472	0.0077	0.0124	0.1645	0.1541	0.0847	0.0796	0.0935	0.0028
76 MA	0.0686	0.0929	0.2151	0.3023	0.0760	0.1679	0.0282	0.1917	9.6640	0.2696	0.0	0.0283
77 CT	0.1199	0.1370	0.2156	0.2462	0.0757	0.1503	0.0920	0.4526	3.9690	0.2878	0.0	0.0245
78 RI	0.0686	0.0929	0.2151	0.3023	0.0760	0.1679	0.0282	0.1917	9.6640	0.2696	0.0	0.0283
79 ME	0.1691	0.0569	0.6747	0.8452	0.1452	0.1877	0.0209	0.0692	0.2071	9.0280	0.0	0.0600
80 VT	0.1896	0.2595	0.4016	0.3370	0.1357	0.1506	0.1629	3.0080	4.5260	0.8489	0.0120	0.0482

056/84-Mai-21
Ministère des Communications

TABLEAU 4.12

MATRICE DE TRANSFERT SOURCE-RECEPTEUR HIVER 1980
DEPOT DE SOUFRE HUM. (KG/HA-AN-TGS)

	1 NEO	2 CEO	3 SWO	4 SEO	5 SUD	6 SBJ	7 PBL	8 NQB	9 OTT	10 ABI	11 NIT	12 CHI	13 LSJ
1 ABI	0.0788	0.1050	0.0617	0.4856	0.2763	0.6136	0.1700	0.0577	1.2700	8.5430	0.2247	0.8296	1.8070
2 CQB	0.0299	0.0355	0.0191	0.1116	0.0327	0.5714	0.6108	0.2267	0.1900	0.3229	9.9340	4.2210	1.2940
3 NQB	0.0019	0.0058	0.0017	0.0052	0.0113	0.0182	0.0156	5.4360	0.0068	0.0108	0.6256	0.2473	0.1235
10 NMN	0.0968	0.0485	0.0136	0.0164	0.0153	0.0458	0.1174	0.0535	0.0143	0.0307	0.0544	0.0327	0.0178
11 SMN	0.0535	0.0604	0.0543	0.0360	0.0305	0.0358	0.0559	0.0190	0.0206	0.0275	0.0205	0.0252	0.0218
12 NWO	0.2820	0.4596	0.1427	0.0809	0.0777	0.1558	0.1183	0.0402	0.0723	0.2120	0.0613	0.0660	0.1596
13 NEO	0.9240	6.1290	0.5988	0.5703	1.0470	0.2574	0.1074	0.0396	0.2038	0.4971	0.1149	0.2267	0.2324
14 SUD	0.2678	0.9060	1.1090	3.4460	44.7200	0.2688	0.1081	0.0381	1.9700	1.2350	0.1291	0.2295	0.4671
15 SWO	0.0938	0.1099	5.6310	1.0980	0.2569	0.1215	0.0521	0.0203	0.9023	0.3862	0.0796	0.1829	0.3102
16 SEO	0.0397	0.0158	0.1816	0.3710	0.0195	0.1251	0.0918	0.0104	0.1598	0.0883	0.0667	0.2315	0.3822
17 SLV	0.0075	0.0024	0.0358	0.0939	0.0032	0.0554	0.0635	0.0175	0.1021	0.0507	0.0821	0.1916	0.6467
18 NDA	0.2934	0.2972	0.1411	1.1180	0.2550	0.5604	0.1684	0.0549	1.7880	7.1240	0.1729	0.6004	0.8783
19 GBY	0.0052	0.0	0.0	0.0274	0.0	0.0244	0.0150	0.0245	0.1016	0.0531	0.0244	0.1039	0.1289
20 NBK	0.0	0.0	0.0	0.0	0.0	0.0	0.0	0.0064	0.0	0.0	0.0039	0.0104	0.0972
21 NSP	0.0	0.0	0.0	0.0	0.0	0.0	0.0	0.0	0.0	0.0	0.0	0.0054	0.0810
22 NFL	0.0	0.0	0.0	0.0	0.0	0.0	0.0	0.0062	0.0	0.0	0.0	0.0469	0.0307
50 OHO	0.0750	0.0797	0.4166	0.2462	0.1664	0.0700	0.0372	0.0105	0.1143	0.1162	0.0277	0.0371	0.0714
51 ILL	0.0650	0.1376	0.2862	0.2257	0.2350	0.0607	0.0242	0.0049	0.2602	0.1240	0.0230	0.0647	0.1027
52 PEN	0.0226	0.0181	0.2369	0.3693	0.0808	0.0830	0.0177	0.0149	0.2183	0.1247	0.0331	0.0621	0.0943
53 IND	0.0656	0.1119	0.2611	0.1765	0.1227	0.0541	0.0214	0.0040	0.1220	0.0865	0.0190	0.0404	0.0865
54 KEN	0.0296	0.0496	0.2053	0.1153	0.1216	0.0474	0.0221	0.0011	0.0661	0.0725	0.0131	0.0235	0.0338
55 MCH	0.0851	0.2550	1.6660	0.5489	0.3246	0.0974	0.0626	0.0120	0.4042	0.1387	0.0324	0.0678	0.1214
56 TEN	0.0155	0.0250	0.1723	0.1032	0.1119	0.0322	0.0208	0.0009	0.0825	0.0584	0.0060	0.0164	0.0306
57 MSU	0.0226	0.0584	0.1543	0.1316	0.1260	0.0212	0.0073	0.0016	0.1353	0.0748	0.0105	0.0385	0.0704
58 WVR	0.0059	0.0091	0.1466	0.2809	0.0479	0.0670	0.0248	0.0088	0.2125	0.1127	0.0242	0.0439	0.0574
59 NYK	0.0	0.0	0.0163	0.0962	0.0	0.0074	0.0103	0.0057	0.0352	0.0109	0.0194	0.0285	0.0798
60 ALA	0.0140	0.0344	0.1204	0.0793	0.1012	0.0210	0.0174	0.0007	0.0565	0.0449	0.0036	0.0058	0.0185
61 WI	0.1042	0.2096	0.3767	0.1775	0.3375	0.0769	0.0368	0.0124	0.1525	0.1298	0.0349	0.0650	0.0928
62 IA	0.0646	0.1283	0.1531	0.1308	0.1302	0.0571	0.0261	0.0110	0.1065	0.0997	0.0270	0.0432	0.0616
63 MIN	0.0875	0.1054	0.1026	0.0883	0.1261	0.0853	0.0481	0.0179	0.0926	0.0558	0.0389	0.0418	0.0568
64 VA	0.0	0.0	0.0411	0.0879	0.0	0.0	0.0056	0.0068	0.0579	0.0290	0.0195	0.0405	0.0504
65 NC	0.0017	0.0026	0.0354	0.0606	0.0	0.0105	0.0067	0.0057	0.0634	0.0213	0.0079	0.0108	0.0170
66 NH	0.0	0.0	0.0118	0.0755	0.0	0.0129	0.0	0.0058	0.0813	0.0061	0.0290	0.0493	0.0713
67 GA	0.0029	0.0050	0.1144	0.0672	0.0307	0.0134	0.0083	0.0030	0.0616	0.0340	0.0098	0.0090	0.0103
68 SC	0.0027	0.0044	0.0602	0.0565	0.0051	0.0051	0.0	0.0027	0.0139	0.0104	0.0057	0.0084	0.0058
69 MD	0.0	0.0	0.0360	0.0976	0.0	0.0	0.0014	0.0059	0.0493	0.0273	0.0294	0.0467	0.0633
70 DE	0.0	0.0	0.0223	0.0682	0.0	0.0	0.0	0.0063	0.0428	0.0224	0.0208	0.0341	0.0572
71 NJ	0.0	0.0	0.0040	0.1011	0.0	0.0	0.0	0.0053	0.0461	0.0187	0.0203	0.0230	0.0639
72 DC	0.0	0.0	0.0451	0.0970	0.0	0.0058	0.0042	0.0060	0.0419	0.0280	0.0232	0.0508	0.0611
73 AR	0.0114	0.0427	0.0795	0.0746	0.0593	0.0127	0.0	0.0007	0.0368	0.0435	0.0039	0.0222	0.0313
74 LA	0.0134	0.0339	0.0811	0.0404	0.0552	0.0159	0.0118	0.0005	0.0141	0.0202	0.0023	0.0064	0.0047
75 MS	0.0128	0.0470	0.0950	0.0612	0.0902	0.0164	0.0092	0.0006	0.0558	0.0369	0.0013	0.0017	0.0184
76 MA	0.0	0.0	0.0	0.0249	0.0	0.0	0.0	0.0051	0.0033	0.0	0.0143	0.0156	0.0303
77 CT	0.0	0.0	0.0	0.0878	0.0	0.0	0.0	0.0053	0.0280	0.0	0.0143	0.0253	0.0451
78 RI	0.0	0.0	0.0	0.0249	0.0	0.0	0.0	0.0051	0.0033	0.0	0.0143	0.0156	0.0303
79 ME	0.0	0.0	0.0	0.0176	0.0	0.0021	0.0	0.0044	0.0	0.0	0.0131	0.0182	0.0288
80 VT	0.0037	0.0028	0.0170	0.0991	0.0	0.0245	0.0238	0.0080	0.1215	0.0133	0.0398	0.0529	0.1313

086/84-Mai-21
Ministère des Communications

TABLEAU 4.12 (suite)

MATRICE DE TRANSFERT SOURCE-RECEPTEUR HIVER 1980
DEPOT DE SOUFRE HUM. (KG/HA-AN-TGS)

	14 GP	15 MTL	16 NB	17 NE	18 ANT	19 TN	20 WNY	21 ENY	22 SNA	23 NNA	24 NDA	25 LAB
1 ABI	0.2195	2.1670	0.4313	0.3541	0.1225	0.0523	0.0788	0.7032	0.7114	1.0790	0.1981	0.0791
2 CQB	0.8906	0.2756	0.3261	0.2565	0.2942	0.1815	0.0483	0.0972	0.0395	0.2089	0.1641	0.2618
3 NQB	0.1934	0.0739	0.0339	0.0323	0.2324	0.1247	0.0013	0.0065	0.0040	0.0194	0.0	1.4940
10 NMN	0.0245	0.0135	0.0089	0.0090	0.0074	0.0064	0.0064	0.0080	0.0053	0.0111	0.0142	0.0325
11 SMN	0.0124	0.0217	0.0068	0.0059	0.0108	0.0034	0.0184	0.0193	0.0122	0.0101	0.0099	0.0137
12 NWO	0.0265	0.0942	0.0727	0.0437	0.0270	0.0141	0.0686	0.0351	0.0232	0.0495	0.0600	0.0188
13 NEO	0.0593	0.2981	0.1183	0.0828	0.0294	0.0211	0.1787	0.2060	0.1560	0.1710	0.6891	0.0429
14 SUD	0.1795	0.7650	0.2344	0.1186	0.1064	0.0453	0.4529	0.5455	0.3856	0.2914	1.3460	0.0506
15 SWO	0.1191	0.3659	0.1162	0.1108	0.0501	0.0590	3.6260	0.8910	0.4869	0.2202	0.1514	0.0299
16 SEO	0.2483	3.7880	0.2815	0.2086	0.1719	0.1019	0.2394	5.3450	2.7760	1.1540	0.0374	0.0484
17 SLV	0.3203	9.4900	0.8781	0.5045	0.2066	0.1414	0.1493	0.4078	1.0130	4.6870	0.0279	0.0619
18 NDA	0.1761	1.0120	0.2305	0.1971	0.0880	0.0451	0.3753	0.2392	0.2377	0.6399	29.8200	0.0477
19 GBY	11.7500	0.0638	1.5610	1.1210	1.1890	0.4315	0.0	0.0412	0.0991	0.1797	0.0	0.1901
20 NBK	0.0823	0.0734	4.1620	3.9550	0.1395	0.2328	0.0	0.0294	0.0998	0.1031	0.0	0.0474
21 NSP	0.0831	0.0053	0.0682	9.4180	0.0545	0.5940	0.0	0.0080	0.0431	0.0610	0.0	0.0475
22 NFL	0.0947	0.0	0.0888	0.1189	0.2310	14.5900	0.0	0.0	0.0	0.0139	0.0	0.0422
50 OHO	0.0452	0.1714	0.0918	0.0679	0.0341	0.0251	0.7222	0.2995	0.1352	0.1371	0.1460	0.0103
51 ILL	0.0487	0.1140	0.0383	0.0405	0.0349	0.0202	0.1697	0.0948	0.0883	0.0659	0.0801	0.0112
52 PEN	0.0522	0.2264	0.0987	0.0943	0.0414	0.0312	1.4950	0.7618	0.3112	0.1806	0.1492	0.0165
53 IND	0.0435	0.1391	0.0634	0.0471	0.0268	0.0266	0.1682	0.0918	0.0980	0.0817	0.0601	0.0096
54 KEN	0.0293	0.0792	0.0420	0.0399	0.0186	0.0165	0.2410	0.1524	0.1058	0.0788	0.0831	0.0052
55 MCH	0.0503	0.2270	0.0727	0.0783	0.0438	0.0351	0.5452	0.2653	0.1885	0.1283	0.0833	0.0215
56 TEN	0.0182	0.0629	0.0262	0.0350	0.0102	0.0217	0.1383	0.1282	0.0848	0.0556	0.0867	0.0019
57 MSU	0.0380	0.1071	0.0587	0.0359	0.0203	0.0118	0.1128	0.0650	0.0455	0.0532	0.0546	0.0069
58 WVR	0.0311	0.1127	0.0599	0.0670	0.0191	0.0199	0.3835	0.2817	0.2201	0.1069	0.0489	0.0078
59 NYK	0.0831	0.2075	0.2402	0.2186	0.0623	0.0710	0.2370	15.7900	4.5890	0.4386	0.0	0.0144
60 ALA	0.0070	0.0497	0.0342	0.0333	0.0024	0.0050	0.0892	0.0873	0.0766	0.0580	0.0560	0.0013
61 WI	0.0449	0.1117	0.0331	0.0411	0.0307	0.0162	0.1876	0.1258	0.0965	0.0789	0.1429	0.0160
62 IA	0.0269	0.0799	0.0342	0.0284	0.0219	0.0125	0.1386	0.0911	0.0634	0.0649	0.1204	0.0107
63 MIN	0.0277	0.0579	0.0272	0.0177	0.0157	0.0133	0.0410	0.0382	0.0313	0.0371	0.0670	0.0181
64 VA	0.0302	0.0828	0.0386	0.0518	0.0162	0.0287	0.0690	0.1805	0.1456	0.0756	0.0	0.0080
65 NC	0.0132	0.0463	0.0188	0.0436	0.0099	0.0247	0.0720	0.0949	0.0884	0.0365	0.0	0.0048
66 NH	0.1006	0.1218	0.4907	0.3575	0.0941	0.0973	0.0342	0.3160	7.7710	1.2850	0.0	0.0267
67 GA	0.0010	0.0367	0.0130	0.0232	0.0011	0.0054	0.0446	0.0377	0.0605	0.0235	0.0422	0.0046
68 SC	0.0058	0.0244	0.0090	0.0165	0.0036	0.0104	0.0525	0.0434	0.0351	0.0215	0.0	0.0037
69 MD	0.0537	0.1230	0.0534	0.0744	0.0238	0.0316	0.0834	0.3696	0.3015	0.1075	0.0	0.0113
70 DE	0.0520	0.1090	0.0481	0.0757	0.0278	0.0316	0.0768	0.2092	0.2776	0.1202	0.0	0.0119
71 NJ	0.0814	0.1641	0.1004	0.1092	0.0485	0.0549	0.0869	0.4011	0.7858	0.1885	0.0	0.0128
72 DC	0.0450	0.1245	0.0513	0.0709	0.0228	0.0254	0.0931	0.3199	0.2223	0.0941	0.0	0.0102
73 AR	0.0253	0.0588	0.0311	0.0194	0.0080	0.0171	0.0614	0.0359	0.0156	0.0424	0.0417	0.0
74 LA	0.0042	0.0165	0.0098	0.0084	0.0047	0.0012	0.0324	0.0251	0.0209	0.0126	0.0075	0.0014
75 MS	0.0042	0.0507	0.0194	0.0214	0.0044	0.0061	0.0938	0.0798	0.0398	0.0372	0.0449	0.0015
76 MA	0.0464	0.0868	0.1845	0.2557	0.0463	0.0936	0.0215	0.2574	13.2300	0.3193	0.0	0.0183
77 CT	0.0785	0.1460	0.1558	0.1859	0.0446	0.0785	0.0978	0.6389	5.4990	0.3424	0.0	0.0162
78 RI	0.0464	0.0868	0.1845	0.2557	0.0463	0.0936	0.0215	0.2574	13.2300	0.3193	0.0	0.0183
79 ME	0.1221	0.0407	0.8631	1.0210	0.0917	0.1131	0.0131	0.0637	0.2197	12.4100	0.0	0.0387
80 VT	0.1294	0.3133	0.3722	0.2678	0.0829	0.0783	0.1883	4.1920	6.3760	1.1300	0.0054	0.0284

0661/84-Mai-21
Ministère des Communications

TABLEAU 4.13

MATRICE DE TRANSFERT SOURCE-RECEPTEUR PRINTEMPS 1980
CONCENTRATION DE SO2 SEC (UG/M3-TGS)

	1 NEO	2 CEO	3 SWO	4 SEO	5 SUD	6 SBJ	7 PBL	8 NQB	9 OTT	10 ABI	11 NIT	12 CHI	13 LSJ
1 ABI	0.4323	0.6701	0.1169	0.2060	0.2856	0.5868	0.1904	0.0469	0.8114	5.3230	0.2062	0.5523	1.0710
2 CQB	0.1418	0.0642	0.0338	0.0762	0.0897	0.6520	0.7898	0.1629	0.0821	0.1892	3.7620	1.0170	0.3693
3 NQB	0.0118	0.0021	0.0023	0.0188	0.0	0.0347	0.0371	2.0520	0.0395	0.0183	0.2584	0.1295	0.0609
10 NMN	0.0448	0.0135	0.0053	0.0054	0.0022	0.0317	0.1056	0.0900	0.0055	0.0155	0.0573	0.0192	0.0104
11 SMN	0.1136	0.0393	0.0255	0.0097	0.0092	0.1152	0.0849	0.0249	0.0092	0.0391	0.0465	0.0786	0.0229
12 NWO	0.3398	0.3998	0.1289	0.0745	0.0575	0.2044	0.1276	0.0394	0.0358	0.1457	0.0825	0.1001	0.0979
13 NEO	0.4358	4.6290	0.2614	0.4284	0.6298	0.2472	0.1167	0.0338	0.2897	0.5083	0.1117	0.2190	0.2851
14 SUD	0.0713	1.2680	1.4260	1.9700	22.6200	0.2326	0.1109	0.0248	1.4850	0.8000	0.0799	0.1502	0.2919
15 SWO	0.0068	0.1012	4.1140	0.9094	0.2068	0.0702	0.0412	0.0130	0.2999	0.1415	0.0374	0.0908	0.1127
16 SEO	0.0849	0.1522	0.1833	0.7178	0.5566	0.1148	0.0542	0.0148	0.7998	0.2545	0.0892	0.2007	0.3808
17 SLV	0.0964	0.2187	0.0567	0.2217	0.3341	0.2578	0.0877	0.0202	0.5086	0.5164	0.0760	0.2290	0.7351
18 NDA	0.1281	0.8550	0.1977	0.7036	0.9446	0.4774	0.1917	0.0383	0.8116	2.6610	0.1311	0.3699	0.6437
19 GBY	0.0868	0.0487	0.0042	0.0052	0.0111	0.2284	0.2366	0.0741	0.0138	0.0720	0.3148	0.5920	0.7160
20 NBK	0.0306	0.0543	0.0114	0.0542	0.0811	0.0327	0.0327	0.0297	0.2018	0.0597	0.0766	0.1207	0.1383
21 NSP	0.0084	0.0065	0.0082	0.0303	0.0351	0.0068	0.0292	0.0361	0.0609	0.0111	0.0747	0.0931	0.0464
22 NFL	0.0233	0.0089	0.0011	0.0	0.0	0.0362	0.0586	0.0541	0.0	0.0146	0.0702	0.0780	0.0460
50 OHO	0.0068	0.0394	0.4920	0.2826	0.0711	0.0331	0.0268	0.0084	0.1273	0.0893	0.0187	0.0547	0.0778
51 ILL	0.0196	0.1132	0.3555	0.1563	0.1877	0.0547	0.0319	0.0038	0.0966	0.0694	0.0073	0.0223	0.0318
52 PEN	0.0163	0.0597	0.2124	0.3925	0.1678	0.0252	0.0211	0.0086	0.1762	0.0932	0.0353	0.0708	0.1234
53 IND	0.0107	0.0686	0.3251	0.1327	0.1469	0.0599	0.0344	0.0040	0.0823	0.0777	0.0067	0.0213	0.0347
54 KEN	0.0103	0.0459	0.2680	0.1351	0.0378	0.0314	0.0219	0.0072	0.1517	0.0601	0.0076	0.0170	0.0284
55 MCH	0.0154	0.1731	1.6680	0.3818	0.2938	0.0666	0.0420	0.0095	0.1778	0.1071	0.0255	0.0549	0.0777
56 TEN	0.0047	0.0476	0.1653	0.1260	0.0441	0.0092	0.0077	0.0026	0.1208	0.0426	0.0104	0.0130	0.0169
57 MSU	0.0428	0.0668	0.0961	0.0468	0.0527	0.0452	0.0137	0.0035	0.0584	0.0484	0.0101	0.0194	0.0184
58 WVR	0.0119	0.0566	0.2228	0.2111	0.0632	0.0259	0.0121	0.0021	0.1637	0.0698	0.0194	0.0461	0.0926
59 NYK	0.0317	0.0258	0.1050	0.2393	0.0526	0.0745	0.0307	0.0093	0.0862	0.1236	0.0330	0.1270	0.2259
60 ALA	0.0	0.0396	0.1282	0.0722	0.0597	0.0018	0.0	0.0003	0.0367	0.0124	0.0034	0.0024	0.0068
61 WI	0.1245	0.2252	0.2009	0.1686	0.2611	0.0577	0.0234	0.0045	0.1277	0.0864	0.0103	0.0388	0.0589
62 IA	0.0681	0.1440	0.1156	0.0996	0.1641	0.0190	0.0118	0.0027	0.0791	0.0521	0.0059	0.0109	0.0354
63 MIN	0.0676	0.1282	0.1189	0.1067	0.0930	0.0196	0.0079	0.0058	0.0744	0.0641	0.0136	0.0250	0.0362
64 VA	0.0258	0.0645	0.1013	0.2103	0.1257	0.0196	0.0089	0.0042	0.1809	0.1011	0.0118	0.0453	0.0691
65 NC	0.0164	0.0449	0.1159	0.1645	0.0877	0.0182	0.0026	0.0	0.1433	0.0902	0.0147	0.0259	0.0473
66 NH	0.0534	0.0918	0.0572	0.3341	0.3107	0.1206	0.0440	0.0124	0.3304	0.0936	0.0630	0.0972	0.3373
67 GA	0.0029	0.0470	0.0856	0.0963	0.0421	0.0016	0.0	0.0	0.0390	0.0395	0.0019	0.0061	0.0122
68 SC	0.0095	0.0400	0.1250	0.0939	0.0716	0.0023	0.0022	0.0	0.0827	0.0409	0.0033	0.0124	0.0162
69 MD	0.0344	0.0256	0.0868	0.1929	0.0262	0.0206	0.0108	0.0036	0.2153	0.1583	0.0222	0.0510	0.0808
70 DE	0.0298	0.0122	0.0822	0.1809	0.0166	0.0254	0.0135	0.0039	0.2094	0.1387	0.0181	0.0537	0.0872
71 NJ	0.0348	0.0132	0.0952	0.1237	0.0247	0.0444	0.0128	0.0044	0.1503	0.0970	0.0232	0.0728	0.1218
72 DC	0.0378	0.0387	0.1028	0.2337	0.0741	0.0228	0.0112	0.0041	0.1916	0.1414	0.0251	0.0489	0.0768
73 AR	0.0172	0.0351	0.0758	0.0273	0.0532	0.0102	0.0080	0.0015	0.0075	0.0202	0.0058	0.0137	0.0197
74 LA	0.0018	0.0182	0.0533	0.0133	0.0099	0.0	0.0	0.0	0.0	0.0	0.0018	0.0025	0.0061
75 MS	0.0	0.0280	0.0820	0.0247	0.0211	0.0015	0.0	0.0005	0.0086	0.0016	0.0037	0.0049	0.0039
76 MA	0.0244	0.0181	0.0763	0.1267	0.0362	0.0470	0.0364	0.0082	0.0234	0.0493	0.0390	0.0639	0.2097
77 CT	0.0347	0.0204	0.0961	0.1438	0.0525	0.0590	0.0245	0.0078	0.0452	0.0733	0.0304	0.0991	0.2064
78 RI	0.0244	0.0181	0.0763	0.1267	0.0362	0.0470	0.0364	0.0082	0.0234	0.0493	0.0390	0.0639	0.2097
79 ME	0.0395	0.0930	0.0174	0.0908	0.1432	0.0665	0.0613	0.0164	0.2424	0.0892	0.0477	0.1159	0.1743
80 VT	0.0583	0.1124	0.0761	0.3414	0.4545	0.1367	0.0352	0.0137	0.2262	0.1325	0.0452	0.1544	0.3843

065/84-Mai-21
Ministère des Communications

TABLEAU 4.13 (suite)

MATRICE DE TRANSFERT SOURCE-RECEPTEUR PRINTEMPS 1980
CONCENTRATION DE SO2 SEC (UG/M3-TGS)

	14 GP	15 MTL	16 NB	17 NE	18 ANT	19 TN	20 WNY	21 ENY	22 SNA	23 NNA	24 NDA	25 LAB
1 ABI	0.2254	1.0300	0.2197	0.0905	0.1120	0.0512	0.1298	0.2863	0.2589	0.3169	1.8570	0.0677
2 CQB	0.3308	0.1749	0.0610	0.0322	0.1708	0.0474	0.0230	0.0787	0.0123	0.0513	0.1571	0.1775
3 NQB	0.0388	0.0483	0.0083	0.0059	0.0157	0.0061	0.0185	0.0247	0.0039	0.0074	0.0077	0.4507
10 NMN	0.0107	0.0073	0.0029	0.0027	0.0007	0.0009	0.0028	0.0029	0.0023	0.0046	0.0056	0.0318
11 SMN	0.0184	0.0123	0.0063	0.0045	0.0136	0.0030	0.0079	0.0044	0.0016	0.0072	0.0163	0.0090
12 NWO	0.0352	0.0813	0.0346	0.0131	0.0153	0.0045	0.0386	0.0318	0.0215	0.0430	0.1443	0.0297
13 NEO	0.1036	0.2148	0.0915	0.0506	0.0729	0.0131	0.0917	0.1350	0.0898	0.1148	0.8885	0.0371
14 SUD	0.1073	0.4919	0.1304	0.0730	0.0365	0.0181	0.3523	0.3430	0.2310	0.2652	0.9513	0.0401
15 SWO	0.0491	0.3488	0.1265	0.0839	0.0106	0.0126	2.1560	0.8063	0.2949	0.2652	0.0402	0.0175
16 SEO	0.0975	2.9610	0.2450	0.1759	0.0667	0.0275	0.1846	2.0550	1.0060	0.5799	0.1761	0.0361
17 SLV	0.2430	4.0510	0.5560	0.2984	0.1430	0.0395	0.0461	0.2116	0.4436	1.4230	0.2895	0.0689
18 NDA	0.1397	0.4877	0.1749	0.0983	0.0752	0.0265	0.2192	0.1145	0.1067	0.2210	28.5400	0.0585
19 GBY	6.6320	0.1182	0.9208	0.3938	0.7116	0.4347	0.0	0.0293	0.0450	0.2654	0.0770	0.1813
20 NBK	0.1729	0.2034	4.4270	2.1410	0.2819	0.1636	0.0285	0.1970	0.4209	0.8704	0.0907	0.0868
21 NSP	0.1656	0.0615	0.3625	6.9110	0.1927	0.3301	0.0204	0.0601	0.1136	0.1980	0.0	0.1128
22 NFL	0.1235	0.0129	0.1942	0.3695	0.1861	8.3230	0.0	0.0074	0.0191	0.0619	0.0116	0.2247
50 OHO	0.0228	0.1746	0.0598	0.0677	0.0077	0.0102	0.6581	0.3597	0.2602	0.1003	0.0843	0.0060
51 ILL	0.0095	0.0759	0.0294	0.0309	0.0079	0.0046	0.2460	0.0987	0.0816	0.0519	0.0939	0.0032
52 PEN	0.0436	0.2766	0.1141	0.0994	0.0156	0.0087	0.9304	0.7957	0.4965	0.2145	0.0418	0.0107
53 IND	0.0073	0.0570	0.0117	0.0222	0.0043	0.0038	0.2963	0.1681	0.1178	0.0393	0.0841	0.0017
54 KEN	0.0131	0.0813	0.0361	0.0416	0.0063	0.0037	0.1859	0.0901	0.0960	0.0628	0.0102	0.0027
55 MCH	0.0276	0.1732	0.0758	0.0446	0.0102	0.0032	0.6336	0.2762	0.1290	0.1421	0.1646	0.0065
56 TEN	0.0080	0.0761	0.0348	0.0407	0.0049	0.0043	0.1455	0.0866	0.0658	0.0621	0.0094	0.0016
57 MSU	0.0066	0.0349	0.0106	0.0106	0.0066	0.0007	0.0924	0.0364	0.0277	0.0195	0.0634	0.0008
58 WVR	0.0295	0.1997	0.0687	0.0666	0.0091	0.0089	0.3986	0.3269	0.2170	0.0981	0.0429	0.0058
59 NYK	0.1469	0.5202	0.1493	0.1760	0.0259	0.0340	0.3833	4.9060	1.7430	0.5378	0.0251	0.0185
60 ALA	0.0059	0.0427	0.0297	0.0359	0.0036	0.0026	0.1778	0.1165	0.0686	0.0587	0.0042	0.0017
61 WI	0.0222	0.0901	0.0321	0.0257	0.0044	0.0008	0.1565	0.0911	0.0871	0.0703	0.0749	0.0026
62 IA	0.0095	0.0680	0.0327	0.0124	0.0014	0.0009	0.0838	0.0546	0.0331	0.0362	0.0203	0.0016
63 MIN	0.0089	0.0575	0.0148	0.0078	0.0033	0.0027	0.0444	0.0365	0.0260	0.0378	0.0710	0.0045
64 VA	0.0247	0.1597	0.0788	0.1212	0.0161	0.0184	0.2652	0.2737	0.2429	0.1702	0.0463	0.0076
65 NC	0.0161	0.1097	0.0356	0.1041	0.0036	0.0128	0.2259	0.1676	0.1758	0.0752	0.0555	0.0022
66 NH	0.1898	0.5364	0.3573	0.3764	0.1149	0.0492	0.1672	0.3542	4.8440	1.5810	0.0244	0.0358
67 GA	0.0089	0.0301	0.0265	0.0528	0.0058	0.0114	0.1488	0.1270	0.1014	0.0441	0.0627	0.0010
68 SC	0.0086	0.0804	0.0212	0.0556	0.0064	0.0126	0.1104	0.1353	0.1105	0.0462	0.0578	0.0019
69 MD	0.0508	0.2505	0.1245	0.1326	0.0122	0.0132	0.2242	0.4212	0.3821	0.2029	0.1363	0.0089
70 DE	0.0391	0.2202	0.1087	0.1851	0.0177	0.0289	0.1952	0.3651	0.3033	0.1844	0.0773	0.0080
71 NJ	0.0943	0.3293	0.1597	0.1658	0.0240	0.0293	0.2257	0.4691	0.7344	0.2599	0.0311	0.0121
72 DC	0.0349	0.2158	0.1071	0.1373	0.0164	0.0151	0.2749	0.3399	0.3941	0.1827	0.1665	0.0090
73 AR	0.0048	0.0213	0.0060	0.0075	0.0	0.0008	0.0976	0.0575	0.0442	0.0202	0.0255	0.0
74 LA	0.0045	0.0095	0.0051	0.0079	0.0009	0.0	0.0265	0.0324	0.0283	0.0096	0.0	0.0006
75 MS	0.0035	0.0188	0.0121	0.0225	0.0009	0.0008	0.1178	0.0613	0.0509	0.0273	0.0	0.0006
76 MA	0.1593	0.1909	0.2370	0.3103	0.0905	0.0420	0.1076	0.3410	5.8250	0.5133	0.0311	0.0192
77 CT	0.1583	0.3033	0.1672	0.2249	0.0578	0.0276	0.1823	0.4288	2.9140	0.5209	0.0345	0.0183
78 RI	0.1593	0.1909	0.2370	0.3103	0.0905	0.0420	0.1076	0.3410	5.8250	0.5133	0.0311	0.0192
79 ME	0.2588	0.2520	0.8094	0.5269	0.1864	0.0991	0.0805	0.2555	0.8144	9.2670	0.0260	0.0646
80 VT	0.1612	0.9095	0.2491	0.2846	0.0573	0.0335	0.1672	2.7390	3.4680	1.2430	0.0287	0.0311

066/84-Mai-21
Ministère des Communications

TABLEAU 4.14

MATRICE DE TRANSFERT SOURCE-RECEPTEUR PRINTEMPS 1980
CONCENTRATION DE SO2 HUM.(UG/M3-TGS)

	1 NEO	2 CEO	3 SWO	4 SEO	5 SUD	6 SBJ	7 PBL	8 NQB	9 OTT	10 ABI	11 NIT	12 CHI	13 LSJ
1 ABI	0.0670	0.0955	0.0109	0.0237	0.0329	0.1079	0.0286	0.0041	0.1583	1.6590	0.0256	0.0865	0.2024
2 CQB	0.0230	0.0082	0.0040	0.0101	0.0111	0.1410	0.2104	0.0270	0.0121	0.0294	1.3650	0.2541	0.0691
3 NQB	0.0015	0.0002	0.0003	0.0028	0.0	0.0048	0.0056	0.6805	0.0056	0.0022	0.0487	0.0192	0.0081
10 NMN	0.0027	0.0008	0.0003	0.0003	0.0001	0.0019	0.0067	0.0061	0.0003	0.0008	0.0033	0.0011	0.0006
11 SMN	0.0080	0.0024	0.0016	0.0005	0.0005	0.0070	0.0049	0.0013	0.0005	0.0022	0.0025	0.0043	0.0012
12 NWO	0.0303	0.0369	0.0094	0.0051	0.0047	0.0132	0.0089	0.0022	0.0023	0.0096	0.0051	0.0059	0.0057
13 NEO	0.0569	1.1210	0.0252	0.0387	0.0818	0.0212	0.0092	0.0021	0.0237	0.0533	0.0080	0.0166	0.0221
14 SUD	0.0055	0.2291	0.2192	0.3559	6.7600	0.0233	0.0121	0.0015	0.2173	0.1052	0.0056	0.0121	0.0247
15 SWO	0.0004	0.0108	0.8731	0.1165	0.0261	0.0047	0.0030	0.0008	0.0287	0.0114	0.0027	0.0064	0.0083
16 SEO	0.0073	0.0138	0.0148	0.1105	0.0569	0.0097	0.0046	0.0008	0.1351	0.0318	0.0076	0.0226	0.0479
17 SLV	0.0084	0.0184	0.0037	0.0199	0.0258	0.0266	0.0085	0.0012	0.0583	0.0706	0.0064	0.0296	0.1242
18 NDA	0.0174	0.1565	0.0223	0.1037	0.1593	0.0918	0.0290	0.0032	0.1324	0.7263	0.0144	0.0496	0.0923
19 GBY	0.0076	0.0034	0.0003	0.0003	0.0007	0.0209	0.0247	0.0060	0.0010	0.0057	0.0368	0.0853	0.0975
20 NBK	0.0023	0.0037	0.0007	0.0036	0.0053	0.0026	0.0027	0.0022	0.0146	0.0047	0.0072	0.0122	0.0143
21 NSP	0.0006	0.0004	0.0005	0.0022	0.0024	0.0006	0.0021	0.0028	0.0047	0.0008	0.0059	0.0089	0.0042
22 NFL	0.0016	0.0006	0.0001	0.0	0.0	0.0027	0.0043	0.0050	0.0	0.0010	0.0060	0.0063	0.0036
50 OHO	0.0004	0.0033	0.0662	0.0322	0.0079	0.0026	0.0019	0.0005	0.0120	0.0078	0.0011	0.0040	0.0061
51 ILL	0.0013	0.0093	0.0319	0.0112	0.0156	0.0038	0.0019	0.0002	0.0059	0.0044	0.0004	0.0012	0.0018
52 PEN	0.0011	0.0042	0.0178	0.0404	0.0132	0.0014	0.0012	0.0005	0.0200	0.0084	0.0026	0.0055	0.0102
53 IND	0.0006	0.0054	0.0331	0.0104	0.0131	0.0045	0.0023	0.0002	0.0057	0.0054	0.0003	0.0012	0.0021
54 KEN	0.0008	0.0033	0.0256	0.0109	0.0025	0.0021	0.0014	0.0004	0.0111	0.0042	0.0004	0.0011	0.0019
55 MCH	0.0010	0.0213	0.2552	0.0376	0.0365	0.0055	0.0030	0.0005	0.0142	0.0090	0.0015	0.0034	0.0047
56 TEN	0.0003	0.0035	0.0136	0.0095	0.0029	0.0006	0.0004	0.0001	0.0088	0.0035	0.0005	0.0008	0.0012
57 MSU	0.0026	0.0044	0.0067	0.0030	0.0035	0.0032	0.0007	0.0002	0.0035	0.0031	0.0005	0.0010	0.0010
58 WVR	0.0007	0.0048	0.0197	0.0212	0.0063	0.0016	0.0007	0.0001	0.0177	0.0059	0.0011	0.0031	0.0084
59 NYK	0.0022	0.0015	0.0074	0.0223	0.0034	0.0052	0.0017	0.0005	0.0083	0.0133	0.0020	0.0101	0.0235
60 ALA	0.0	0.0026	0.0089	0.0053	0.0043	0.0001	0.0	0.0000	0.0029	0.0008	0.0002	0.0001	0.0005
61 WI	0.0095	0.0221	0.0163	0.0115	0.0233	0.0037	0.0012	0.0002	0.0083	0.0056	0.0005	0.0021	0.0033
62 IA	0.0049	0.0112	0.0085	0.0067	0.0119	0.0011	0.0006	0.0001	0.0049	0.0031	0.0003	0.0005	0.0019
63 MIN	0.0051	0.0094	0.0077	0.0063	0.0076	0.0011	0.0004	0.0003	0.0046	0.0040	0.0007	0.0013	0.0019
64 VA	0.0018	0.0046	0.0069	0.0188	0.0104	0.0012	0.0005	0.0002	0.0181	0.0092	0.0008	0.0036	0.0063
65 NC	0.0009	0.0030	0.0080	0.0153	0.0072	0.0010	0.0001	0.0	0.0129	0.0076	0.0009	0.0018	0.0040
66 NH	0.0039	0.0068	0.0036	0.0303	0.0248	0.0106	0.0031	0.0007	0.0307	0.0081	0.0051	0.0090	0.0440
67 GA	0.0002	0.0031	0.0055	0.0067	0.0028	0.0001	0.0	0.0	0.0029	0.0028	0.0001	0.0003	0.0009
68 SC	0.0006	0.0026	0.0082	0.0070	0.0057	0.0001	0.0001	0.0	0.0065	0.0028	0.0002	0.0009	0.0012
69 MD	0.0022	0.0016	0.0058	0.0156	0.0015	0.0011	0.0005	0.0002	0.0202	0.0138	0.0017	0.0037	0.0065
70 DE	0.0019	0.0007	0.0058	0.0144	0.0009	0.0015	0.0007	0.0002	0.0192	0.0128	0.0013	0.0041	0.0070
71 NJ	0.0024	0.0007	0.0067	0.0089	0.0013	0.0034	0.0008	0.0002	0.0169	0.0091	0.0016	0.0060	0.0109
72 DC	0.0027	0.0024	0.0067	0.0197	0.0048	0.0013	0.0006	0.0002	0.0187	0.0124	0.0018	0.0039	0.0063
73 AR	0.0009	0.0025	0.0051	0.0019	0.0039	0.0007	0.0004	0.0001	0.0007	0.0015	0.0003	0.0007	0.0011
74 LA	0.0001	0.0011	0.0034	0.0009	0.0005	0.0	0.0	0.0	0.0	0.0	0.0001	0.0001	0.0003
75 MS	0.0	0.0020	0.0053	0.0015	0.0021	0.0001	0.0	0.0000	0.0005	0.0001	0.0002	0.0002	0.0002
76 MA	0.0017	0.0011	0.0051	0.0108	0.0021	0.0034	0.0022	0.0004	0.0015	0.0046	0.0026	0.0046	0.0206
77 CT	0.0027	0.0012	0.0066	0.0114	0.0031	0.0045	0.0014	0.0004	0.0031	0.0080	0.0019	0.0078	0.0206
78 RI	0.0017	0.0011	0.0051	0.0108	0.0021	0.0034	0.0022	0.0004	0.0015	0.0046	0.0026	0.0046	0.0206
79 ME	0.0029	0.0060	0.0009	0.0058	0.0084	0.0051	0.0047	0.0010	0.0194	0.0085	0.0037	0.0105	0.0197
80 VT	0.0046	0.0088	0.0052	0.0348	0.0438	0.0121	0.0023	0.0008	0.0222	0.0116	0.0032	0.0166	0.0487

066/84-Mai-21
Ministère des Communications

TABLEAU 4.14 (suite)

MATRICE DE TRANSFERT SOURCE-RECEPTEUR PRINTEMPS 1980
CONCENTRATION DE SO2 HUM.(UG/M3-TGS)

	14 GP	15 MTL	16 NB	17 NE	18 ANT	19 TN	20 WNY	21 ENY	22 SNA	23 NNA	24 NDA	25 LAB
1 ABI	0.0262	0.1777	0.0229	0.0080	0.0110	0.0040	0.0135	0.0320	0.0267	0.0387	0.3873	0.0063
2 CQB	0.0551	0.0261	0.0079	0.0039	0.0234	0.0058	0.0026	0.0110	0.0017	0.0068	0.0221	0.0270
3 NQB	0.0051	0.0066	0.0010	0.0007	0.0019	0.0009	0.0026	0.0030	0.0005	0.0010	0.0008	0.0873
10 NMN	0.0006	0.0004	0.0002	0.0001	0.0000	0.0000	0.0002	0.0002	0.0001	0.0002	0.0003	0.0018
11 SMN	0.0010	0.0006	0.0003	0.0002	0.0007	0.0001	0.0005	0.0002	0.0001	0.0004	0.0009	0.0005
12 NWO	0.0021	0.0050	0.0019	0.0007	0.0009	0.0002	0.0024	0.0019	0.0012	0.0024	0.0120	0.0017
13 NEO	0.0069	0.0162	0.0054	0.0028	0.0044	0.0007	0.0073	0.0118	0.0067	0.0076	0.1179	0.0022
14 SUD	0.0071	0.0490	0.0087	0.0044	0.0021	0.0010	0.0400	0.0361	0.0221	0.0203	0.1556	0.0024
15 SWO	0.0028	0.0329	0.0089	0.0053	0.0005	0.0006	0.3273	0.0922	0.0264	0.0228	0.0036	0.0010
16 SEO	0.0067	0.7746	0.0198	0.0117	0.0040	0.0015	0.0154	0.4058	0.1582	0.0680	0.0232	0.0023
17 SLV	0.0228	1.0660	0.0633	0.0248	0.0112	0.0023	0.0030	0.0215	0.0595	0.2497	0.0319	0.0053
18 NDA	0.0146	0.0589	0.0164	0.0083	0.0063	0.0020	0.0264	0.0125	0.0108	0.0220	10.7000	0.0052
19 GBY	1.7290	0.0095	0.1307	0.0412	0.0864	0.0427	0.0	0.0020	0.0032	0.0249	0.0058	0.0177
20 NBK	0.0181	0.0182	1.1730	0.4049	0.0293	0.0138	0.0019	0.0183	0.0439	0.1518	0.0076	0.0078
21 NSP	0.0181	0.0055	0.0443	1.7990	0.0199	0.0303	0.0016	0.0046	0.0097	0.0199	0.0	0.0111
22 NFL	0.0141	0.0009	0.0222	0.0496	0.0224	2.2540	0.0	0.0006	0.0016	0.0051	0.0008	0.0301
50 DHO	0.0012	0.0153	0.0035	0.0038	0.0004	0.0005	0.0823	0.0352	0.0204	0.0068	0.0077	0.0003
51 ILL	0.0005	0.0047	0.0015	0.0015	0.0004	0.0002	0.0181	0.0061	0.0043	0.0029	0.0108	0.0002
52 PEN	0.0026	0.0290	0.0075	0.0058	0.0008	0.0005	0.1440	0.1001	0.0502	0.0181	0.0031	0.0006
53 IND	0.0004	0.0036	0.0006	0.0012	0.0002	0.0002	0.0270	0.0118	0.0076	0.0024	0.0079	0.0001
54 KEN	0.0007	0.0058	0.0021	0.0024	0.0003	0.0002	0.0159	0.0063	0.0063	0.0040	0.0006	0.0001
55 MCH	0.0015	0.0124	0.0046	0.0024	0.0005	0.0002	0.0613	0.0215	0.0090	0.0095	0.0202	0.0003
56 TEN	0.0004	0.0058	0.0020	0.0023	0.0002	0.0002	0.0104	0.0060	0.0043	0.0039	0.0007	0.0001
57 MSU	0.0003	0.0019	0.0005	0.0005	0.0003	0.0000	0.0058	0.0019	0.0015	0.0010	0.0049	0.0000
58 WVR	0.0017	0.0214	0.0043	0.0037	0.0005	0.0005	0.0459	0.0335	0.0200	0.0085	0.0032	0.0003
59 NYK	0.0114	0.0698	0.0131	0.0128	0.0015	0.0019	0.0452	1.1360	0.3024	0.0669	0.0017	0.0011
60 ALA	0.0003	0.0029	0.0016	0.0019	0.0002	0.0001	0.0123	0.0086	0.0046	0.0039	0.0002	0.0001
61 WI	0.0012	0.0053	0.0016	0.0012	0.0002	0.0000	0.0116	0.0057	0.0049	0.0036	0.0050	0.0001
62 IA	0.0005	0.0040	0.0017	0.0006	0.0001	0.0000	0.0056	0.0031	0.0018	0.0019	0.0011	0.0001
63 MIN	0.0005	0.0032	0.0007	0.0004	0.0002	0.0001	0.0024	0.0019	0.0013	0.0019	0.0045	0.0002
64 VA	0.0015	0.0152	0.0055	0.0076	0.0009	0.0010	0.0271	0.0272	0.0231	0.0149	0.0033	0.0004
65 NC	0.0010	0.0102	0.0024	0.0062	0.0002	0.0008	0.0223	0.0138	0.0153	0.0061	0.0041	0.0001
66 NH	0.0155	0.0694	0.0421	0.0342	0.0083	0.0032	0.0150	0.0399	1.1330	0.2926	0.0016	0.0024
67 GA	0.0005	0.0023	0.0018	0.0032	0.0003	0.0006	0.0107	0.0087	0.0065	0.0031	0.0045	0.0001
68 SC	0.0005	0.0056	0.0014	0.0035	0.0003	0.0008	0.0077	0.0094	0.0079	0.0030	0.0038	0.0001
69 MD	0.0036	0.0226	0.0091	0.0084	0.0007	0.0007	0.0201	0.0435	0.0411	0.0180	0.0152	0.0005
70 DE	0.0028	0.0193	0.0075	0.0129	0.0011	0.0019	0.0175	0.0372	0.0289	0.0148	0.0072	0.0004
71 NJ	0.0070	0.0368	0.0126	0.0112	0.0015	0.0021	0.0201	0.0566	0.0968	0.0240	0.0021	0.0007
72 DC	0.0023	0.0186	0.0076	0.0087	0.0010	0.0009	0.0267	0.0333	0.0442	0.0158	0.0145	0.0005
73 AR	0.0002	0.0012	0.0003	0.0004	0.0	0.0000	0.0063	0.0034	0.0025	0.0011	0.0021	0.0
74 LA	0.0002	0.0005	0.0002	0.0004	0.0000	0.0	0.0016	0.0018	0.0015	0.0005	0.0	0.0000
75 MS	0.0002	0.0012	0.0006	0.0011	0.0000	0.0000	0.0080	0.0039	0.0030	0.0015	0.0	0.0000
76 MA	0.0123	0.0219	0.0242	0.0269	0.0064	0.0031	0.0076	0.0366	1.3620	0.0694	0.0029	0.0011
77 CT	0.0125	0.0332	0.0156	0.0176	0.0038	0.0018	0.0150	0.0491	0.6462	0.0637	0.0059	0.0012
78 RI	0.0123	0.0219	0.0242	0.0269	0.0064	0.0031	0.0076	0.0366	1.3620	0.0694	0.0029	0.0011
79 ME	0.0239	0.0273	0.1192	0.0588	0.0156	0.0074	0.0056	0.0234	0.1098	2.2980	0.0018	0.0051
80 VT	0.0129	0.1428	0.0264	0.0229	0.0035	0.0020	0.0152	0.6036	0.7060	0.1905	0.0020	0.0020

0661/BA-Mai-21
Ministère des Communications

TABLEAU 4.15

MATRICE DE TRANSFERT SOURCE-RECEPTEUR PRINTEMPS 1980
CONCENTRATION DE SO4 SEC (UG/M3-TGS)

	1 NEO	2 CEO	3 SWO	4 SEO	5 SUD	6 SBJ	7 PBL	8 NQB	9 OTT	10 ABI	11 NIT	12 CHI	13 LSJ
1 ABI	0.3308	0.5694	0.1760	0.2311	0.3191	0.3633	0.1512	0.0797	0.4666	1.6550	0.2094	0.4175	0.6406
2 CQB	0.1347	0.0912	0.0552	0.1002	0.1342	0.4119	0.3752	0.1498	0.0905	0.1917	1.1640	0.5277	0.2851
3 NQB	0.0165	0.0056	0.0028	0.0199	0.0	0.0423	0.0395	0.7209	0.0462	0.0288	0.1975	0.1413	0.0797
10 NMN	0.0974	0.0343	0.0148	0.0168	0.0058	0.0716	0.2131	0.1595	0.0162	0.0430	0.1411	0.0505	0.0306
11 SMN	0.1897	0.0835	0.0531	0.0270	0.0239	0.2518	0.2086	0.0748	0.0259	0.0985	0.1313	0.2106	0.0753
12 NWO	0.4064	0.4573	0.2035	0.1320	0.0765	0.3961	0.2194	0.1021	0.0711	0.2749	0.1760	0.2321	0.2297
13 NEO	0.3246	1.5690	0.2833	0.5041	0.4718	0.3107	0.1660	0.0731	0.3885	0.4953	0.1815	0.3277	0.4132
14 SUD	0.1048	0.6333	0.8699	0.9840	5.5470	0.2393	0.1031	0.0556	0.9627	0.5912	0.1346	0.2057	0.3753
15 SWO	0.0174	0.0971	1.4770	0.6813	0.1584	0.1278	0.0679	0.0278	0.3318	0.1988	0.0620	0.1553	0.1787
16 SEO	0.1128	0.1881	0.2641	0.4721	0.5956	0.1559	0.0729	0.0389	0.4698	0.2150	0.1197	0.1918	0.3190
17 SLV	0.1275	0.3024	0.1143	0.2792	0.5214	0.2719	0.0998	0.0465	0.4708	0.3856	0.1035	0.1834	0.4231
18 NDA	0.1158	0.5327	0.2273	0.5734	0.6512	0.2796	0.1511	0.0681	0.5832	0.9933	0.1556	0.3398	0.5429
19 GBY	0.1229	0.1108	0.0138	0.0164	0.0324	0.2990	0.2529	0.1197	0.0293	0.1202	0.2878	0.4087	0.5328
20 NBK	0.0604	0.1328	0.0415	0.1376	0.2241	0.0567	0.0504	0.0558	0.4158	0.1009	0.0969	0.1363	0.1501
21 NSP	0.0222	0.0178	0.0265	0.0620	0.0799	0.0107	0.0644	0.0659	0.1081	0.0227	0.1260	0.1146	0.0626
22 NFL	0.0546	0.0265	0.0041	0.0	0.0	0.0714	0.1156	0.0693	0.0	0.0356	0.1021	0.1266	0.0809
50 OHO	0.0148	0.0518	0.3446	0.2483	0.0650	0.0473	0.0441	0.0212	0.1433	0.1113	0.0445	0.0883	0.1136
51 ILL	0.0373	0.1540	0.4293	0.2615	0.2516	0.0934	0.0692	0.0101	0.2050	0.1372	0.0206	0.0580	0.0816
52 PEN	0.0309	0.1003	0.2828	0.3949	0.2433	0.0598	0.0509	0.0237	0.1556	0.1129	0.0566	0.1046	0.1671
53 IND	0.0294	0.0997	0.3312	0.1942	0.1792	0.0944	0.0633	0.0111	0.1460	0.1366	0.0209	0.0549	0.0729
54 KEN	0.0154	0.0752	0.2976	0.1885	0.0692	0.0577	0.0449	0.0212	0.2435	0.1050	0.0226	0.0345	0.0511
55 MCH	0.0291	0.1366	0.9777	0.4072	0.2295	0.0899	0.0706	0.0252	0.2518	0.1407	0.0614	0.1153	0.1720
56 TEN	0.0089	0.0778	0.2247	0.1948	0.0813	0.0186	0.0203	0.0084	0.1948	0.0584	0.0310	0.0295	0.0287
57 MSU	0.0905	0.1246	0.1660	0.0947	0.0997	0.0776	0.0361	0.0112	0.1288	0.0942	0.0311	0.0591	0.0542
58 WVR	0.0256	0.0743	0.2754	0.2188	0.0669	0.0531	0.0283	0.0052	0.1537	0.0919	0.0437	0.0837	0.1108
59 NYK	0.0537	0.0602	0.1795	0.2751	0.1045	0.1272	0.0748	0.0255	0.0946	0.1177	0.0745	0.1824	0.2242
60 ALA	0.0	0.0738	0.2231	0.1166	0.0982	0.0049	0.0	0.0012	0.0526	0.0234	0.0131	0.0055	0.0129
61 WI	0.1876	0.2413	0.2800	0.3026	0.3174	0.1155	0.0693	0.0148	0.2473	0.1694	0.0288	0.0996	0.1519
62 IA	0.1133	0.2115	0.1841	0.1834	0.2688	0.0482	0.0399	0.0109	0.1659	0.1152	0.0187	0.0343	0.0995
63 MIN	0.1030	0.2056	0.2286	0.2414	0.1272	0.0506	0.0234	0.0157	0.1549	0.1345	0.0400	0.0701	0.0995
64 VA	0.0450	0.1075	0.1799	0.2559	0.1707	0.0444	0.0265	0.0102	0.1891	0.1194	0.0207	0.0646	0.0816
65 NC	0.0403	0.0810	0.2020	0.1895	0.1202	0.0494	0.0104	0.0	0.1734	0.1201	0.0327	0.0467	0.0630
66 NH	0.0849	0.1455	0.1163	0.3979	0.4405	0.1494	0.0738	0.0317	0.3810	0.1190	0.0888	0.1133	0.2468
67 GA	0.0059	0.0884	0.1676	0.1665	0.0783	0.0053	0.0	0.0	0.0626	0.0663	0.0056	0.0160	0.0196
68 SC	0.0206	0.0781	0.2366	0.1457	0.1031	0.0061	0.0071	0.0	0.1189	0.0710	0.0088	0.0201	0.0250
69 MD	0.0675	0.0544	0.1597	0.2697	0.0655	0.0565	0.0341	0.0108	0.2452	0.1994	0.0348	0.0821	0.1147
70 DE	0.0613	0.0290	0.1380	0.2570	0.0460	0.0586	0.0389	0.0100	0.2462	0.1621	0.0307	0.0824	0.1223
71 NJ	0.0598	0.0400	0.1626	0.2039	0.0695	0.0655	0.0291	0.0129	0.1341	0.1111	0.0419	0.0995	0.1487
72 DC	0.0632	0.0780	0.1958	0.3074	0.1432	0.0592	0.0339	0.0120	0.2066	0.1770	0.0428	0.0685	0.1059
73 AR	0.0447	0.0591	0.1365	0.0461	0.0844	0.0181	0.0217	0.0058	0.0082	0.0311	0.0200	0.0416	0.0528
74 LA	0.0033	0.0382	0.1087	0.0246	0.0280	0.0	0.0	0.0	0.0	0.0	0.0077	0.0097	0.0178
75 MS	0.0	0.0469	0.1574	0.0524	0.0225	0.0045	0.0	0.0023	0.0238	0.0039	0.0150	0.0166	0.0114
76 MA	0.0423	0.0414	0.1432	0.1643	0.0865	0.0784	0.0783	0.0220	0.0444	0.0563	0.0713	0.1052	0.2235
77 CT	0.0505	0.0503	0.1694	0.2059	0.1169	0.0897	0.0582	0.0226	0.0782	0.0681	0.0601	0.1428	0.2160
78 RI	0.0423	0.0414	0.1432	0.1643	0.0865	0.0784	0.0783	0.0220	0.0444	0.0563	0.0713	0.1052	0.2235
79 ME	0.0645	0.1806	0.0469	0.1783	0.3275	0.1000	0.0914	0.0382	0.3423	0.0994	0.0703	0.1390	0.1542
80 VT	0.0832	0.1651	0.1372	0.3481	0.4987	0.1679	0.0656	0.0347	0.2417	0.1649	0.0768	0.1461	0.2926

056184-Mai-21
Ministère des Communications

TABLEAU 4.15 (suite)

MATRICE DE TRANSFERT SOURCE-RECEPTEUR PRINTEMPS 1980
CONCENTRATION DE SO4 SEC (UG/M3-TGS)

	14 GP	15 MTL	16 NB	17 NE	18 ANT	19 TN	20 WNY	21 ENY	22 SNA	23 NNA	24 NDA	25 LAB
1 ABI	0.2493	0.6910	0.2818	0.1513	0.1575	0.1042	0.1665	0.3341	0.3378	0.3279	0.9820	0.1023
2 CQB	0.3017	0.1893	0.0830	0.0495	0.2129	0.0722	0.0408	0.0939	0.0156	0.0682	0.1864	0.1861
3 NQB	0.0521	0.0597	0.0139	0.0109	0.0259	0.0067	0.0228	0.0390	0.0047	0.0092	0.0153	0.3317
10 NMN	0.0334	0.0219	0.0079	0.0081	0.0034	0.0024	0.0072	0.0097	0.0086	0.0151	0.0168	0.0834
11 SMN	0.0473	0.0403	0.0236	0.0164	0.0393	0.0125	0.0184	0.0140	0.0055	0.0256	0.0385	0.0281
12 NWO	0.0824	0.1758	0.1005	0.0436	0.0382	0.0169	0.0787	0.0743	0.0509	0.1090	0.1907	0.0733
13 NEO	0.1905	0.3256	0.2133	0.1346	0.1613	0.0374	0.1272	0.1656	0.1393	0.2122	0.6490	0.0848
14 SUD	0.2007	0.5105	0.2387	0.1592	0.0901	0.0451	0.3108	0.3321	0.2532	0.3935	0.5377	0.0894
15 SWO	0.1159	0.3938	0.2157	0.1713	0.0335	0.0378	1.2780	0.7042	0.3583	0.3402	0.0492	0.0427
16 SEO	0.1763	0.9782	0.3513	0.3335	0.1499	0.0738	0.2555	0.9925	0.6450	0.5275	0.1397	0.0760
17 SLV	0.2887	1.2900	0.5190	0.4194	0.2186	0.1029	0.0934	0.2283	0.3388	0.7805	0.2812	0.1080
18 NDA	0.1787	0.5118	0.2634	0.1758	0.1376	0.0599	0.2313	0.1380	0.1439	0.3039	6.6990	0.0973
19 GBY	2.0290	0.1960	0.6485	0.4210	0.6171	0.5107	0.0	0.0713	0.1005	0.3352	0.1446	0.2142
20 NBK	0.1851	0.2769	1.3220	1.0310	0.3038	0.2456	0.0723	0.2526	0.4511	0.4669	0.1380	0.1161
21 NSP	0.1659	0.0831	0.3112	2.1200	0.2094	0.4315	0.0343	0.1075	0.1668	0.2241	0.0	0.1322
22 NFL	0.1162	0.0343	0.1833	0.2798	0.1631	2.4030	0.0	0.0104	0.0301	0.0969	0.0307	0.1706
50 OHO	0.0674	0.2180	0.1362	0.1718	0.0258	0.0290	0.5089	0.3870	0.3801	0.1803	0.0993	0.0201
51 ILL	0.0303	0.1570	0.0907	0.0986	0.0293	0.0188	0.3918	0.2058	0.2308	0.1305	0.0813	0.0112
52 PEN	0.0995	0.2708	0.2185	0.2325	0.0450	0.0229	0.5365	0.6108	0.5111	0.2819	0.0649	0.0306
53 IND	0.0216	0.1163	0.0322	0.0599	0.0148	0.0142	0.3509	0.2866	0.2285	0.0846	0.0956	0.0057
54 KEN	0.0406	0.1367	0.0830	0.0970	0.0182	0.0114	0.2392	0.1550	0.1818	0.1259	0.0220	0.0100
55 MCH	0.0746	0.2873	0.1672	0.1200	0.0281	0.0107	0.6918	0.4067	0.2225	0.2638	0.1306	0.0201
56 TEN	0.0251	0.1154	0.0830	0.0995	0.0173	0.0145	0.2427	0.1518	0.1272	0.1281	0.0135	0.0063
57 MSU	0.0224	0.0886	0.0326	0.0342	0.0261	0.0031	0.1912	0.1010	0.0792	0.0605	0.0936	0.0036
58 WVR	0.0680	0.1907	0.1397	0.1681	0.0270	0.0280	0.3451	0.3310	0.2525	0.1242	0.0660	0.0164
59 NYK	0.2164	0.3663	0.1854	0.2853	0.0591	0.0831	0.3213	1.5190	0.8525	0.4190	0.0443	0.0396
60 ALA	0.0197	0.0786	0.0785	0.1023	0.0149	0.0081	0.3116	0.1843	0.1283	0.1096	0.0123	0.0072
61 WI	0.0571	0.2068	0.1013	0.0888	0.0137	0.0035	0.2465	0.1857	0.2207	0.2105	0.1379	0.0095
62 IA	0.0314	0.1564	0.0979	0.0424	0.0054	0.0038	0.1568	0.1331	0.0900	0.0986	0.0524	0.0066
63 MIN	0.0276	0.1460	0.0495	0.0296	0.0073	0.0086	0.1150	0.1099	0.0897	0.1172	0.1416	0.0148
64 VA	0.0517	0.1783	0.1361	0.2478	0.0454	0.0459	0.2694	0.2891	0.2711	0.2125	0.0763	0.0190
65 NC	0.0355	0.1269	0.0649	0.2344	0.0087	0.0246	0.2402	0.2286	0.2222	0.1049	0.0886	0.0062
66 NH	0.2616	0.3966	0.3001	0.4482	0.1900	0.0960	0.2030	0.3157	1.4730	0.7026	0.0461	0.0650
67 GA	0.0228	0.0468	0.0488	0.1165	0.0195	0.0290	0.2478	0.2270	0.1997	0.0751	0.1042	0.0036
68 SC	0.0205	0.1398	0.0419	0.1134	0.0176	0.0271	0.1928	0.2372	0.1838	0.0899	0.1095	0.0059
69 MD	0.0860	0.3006	0.2020	0.2679	0.0300	0.0336	0.2722	0.4214	0.3622	0.2484	0.1226	0.0218
70 DE	0.0643	0.2743	0.1925	0.3224	0.0379	0.0561	0.2353	0.3714	0.3380	0.2596	0.0896	0.0209
71 NJ	0.1485	0.2969	0.2321	0.3020	0.0476	0.0504	0.2757	0.3813	0.5291	0.3024	0.0570	0.0274
72 DC	0.0643	0.2746	0.1819	0.2752	0.0347	0.0338	0.2982	0.3647	0.3526	0.2326	0.2101	0.0210
73 AR	0.0159	0.0540	0.0188	0.0271	0.0	0.0035	0.1911	0.1289	0.1106	0.0536	0.0357	0.0
74 LA	0.0162	0.0266	0.0173	0.0296	0.0040	0.0	0.0575	0.0818	0.0816	0.0330	0.0	0.0026
75 MS	0.0125	0.0393	0.0357	0.0716	0.0038	0.0033	0.2104	0.1243	0.1137	0.0725	0.0	0.0028
76 MA	0.2383	0.1661	0.2400	0.3930	0.1520	0.0674	0.1821	0.3247	1.7720	0.3575	0.0359	0.0427
77 CT	0.2279	0.2803	0.1919	0.3281	0.1076	0.0550	0.2491	0.3736	0.9733	0.4156	0.0172	0.0356
78 RI	0.2383	0.1661	0.2400	0.3930	0.1520	0.0674	0.1821	0.3247	1.7720	0.3575	0.0359	0.0427
79 ME	0.3013	0.2366	0.5007	0.4749	0.2472	0.1551	0.1395	0.2994	0.5694	2.5310	0.0440	0.0933
80 VT	0.2284	0.5139	0.2401	0.3996	0.1215	0.0771	0.1983	0.9240	1.3310	0.7268	0.0500	0.0620

056184-Mai-21
Ministère des Communications

TABLEAU 4.16

MATRICE DE TRANSFERT SOURCE-RECEPTEUR PRINTEMPS 1980
CONCENTRATION DE SO4 HUM.(UG/M3-TGS)

	1 NEO	2 CEO	3 SWO	4 SEO	5 SUD	6 SBJ	7 PBL	8 NQB	9 OTT	10 ABI	11 NIT	12 CHI	13 LSJ
1 ABI	0.0142	0.0231	0.0061	0.0085	0.0118	0.0184	0.0064	0.0027	0.0255	0.2355	0.0079	0.0181	0.0336
2 CQB	0.0079	0.0050	0.0030	0.0055	0.0073	0.0281	0.0326	0.0088	0.0051	0.0110	0.1893	0.0419	0.0177
3 NQB	0.0009	0.0003	0.0002	0.0011	0.0	0.0024	0.0023	0.0946	0.0026	0.0016	0.0123	0.0080	0.0044
10 NMN	0.0025	0.0009	0.0004	0.0004	0.0001	0.0019	0.0056	0.0042	0.0004	0.0011	0.0037	0.0013	0.0008
11 SMN	0.0051	0.0022	0.0014	0.0007	0.0006	0.0066	0.0054	0.0019	0.0007	0.0025	0.0034	0.0054	0.0019
12 NWO	0.0115	0.0130	0.0055	0.0035	0.0021	0.0104	0.0058	0.0026	0.0019	0.0073	0.0046	0.0060	0.0060
13 NEO	0.0114	0.1615	0.0082	0.0143	0.0164	0.0087	0.0045	0.0019	0.0107	0.0149	0.0049	0.0089	0.0112
14 SUD	0.0028	0.0342	0.0365	0.0531	1.0170	0.0070	0.0032	0.0015	0.0380	0.0208	0.0036	0.0056	0.0104
15 SWO	0.0004	0.0030	0.1409	0.0247	0.0056	0.0033	0.0018	0.0007	0.0095	0.0053	0.0016	0.0040	0.0047
16 SEO	0.0031	0.0053	0.0072	0.0187	0.0174	0.0043	0.0020	0.0010	0.0211	0.0070	0.0033	0.0058	0.0104
17 SLV	0.0037	0.0088	0.0032	0.0082	0.0149	0.0084	0.0030	0.0013	0.0152	0.0141	0.0030	0.0064	0.0198
18 NDA	0.0046	0.0269	0.0083	0.0238	0.0302	0.0150	0.0064	0.0023	0.0262	0.1016	0.0057	0.0133	0.0221
19 GBY	0.0043	0.0037	0.0005	0.0005	0.0011	0.0105	0.0093	0.0041	0.0010	0.0041	0.0110	0.0179	0.0223
20 NBK	0.0020	0.0044	0.0013	0.0046	0.0074	0.0019	0.0017	0.0019	0.0140	0.0035	0.0034	0.0049	0.0055
21 NSP	0.0007	0.0006	0.0009	0.0021	0.0027	0.0004	0.0022	0.0022	0.0037	0.0008	0.0043	0.0041	0.0022
22 NFL	0.0018	0.0009	0.0001	0.0	0.0	0.0024	0.0039	0.0025	0.0	0.0012	0.0036	0.0044	0.0028
50 OHO	0.0004	0.0014	0.0133	0.0080	0.0020	0.0013	0.0011	0.0005	0.0041	0.0030	0.0011	0.0023	0.0030
51 ILL	0.0009	0.0041	0.0119	0.0068	0.0068	0.0024	0.0017	0.0003	0.0052	0.0035	0.0005	0.0014	0.0020
52 PEN	0.0008	0.0026	0.0076	0.0117	0.0064	0.0015	0.0013	0.0006	0.0050	0.0031	0.0015	0.0028	0.0045
53 IND	0.0007	0.0026	0.0098	0.0051	0.0049	0.0025	0.0016	0.0003	0.0037	0.0035	0.0005	0.0014	0.0018
54 KEN	0.0004	0.0019	0.0085	0.0050	0.0018	0.0015	0.0011	0.0005	0.0063	0.0027	0.0006	0.0009	0.0013
55 MCH	0.0007	0.0047	0.0457	0.0118	0.0080	0.0024	0.0018	0.0006	0.0067	0.0038	0.0015	0.0029	0.0043
56 TEN	0.0002	0.0020	0.0060	0.0051	0.0021	0.0005	0.0005	0.0002	0.0051	0.0016	0.0008	0.0007	0.0007
57 MSU	0.0023	0.0032	0.0043	0.0024	0.0025	0.0020	0.0009	0.0003	0.0032	0.0024	0.0008	0.0015	0.0013
58 WVR	0.0006	0.0020	0.0076	0.0064	0.0019	0.0013	0.0007	0.0001	0.0047	0.0025	0.0011	0.0021	0.0031
59 NYK	0.0014	0.0015	0.0046	0.0077	0.0026	0.0033	0.0019	0.0006	0.0027	0.0036	0.0019	0.0048	0.0067
60 ALA	0.0	0.0019	0.0057	0.0030	0.0025	0.0001	0.0	0.0000	0.0014	0.0006	0.0003	0.0001	0.0003
61 WI	0.0049	0.0070	0.0075	0.0078	0.0088	0.0029	0.0017	0.0004	0.0063	0.0043	0.0007	0.0025	0.0038
62 IA	0.0029	0.0056	0.0048	0.0047	0.0070	0.0012	0.0010	0.0003	0.0042	0.0029	0.0005	0.0008	0.0025
63 MIN	0.0027	0.0053	0.0058	0.0061	0.0034	0.0013	0.0006	0.0004	0.0039	0.0034	0.0010	0.0017	0.0025
64 VA	0.0012	0.0028	0.0046	0.0071	0.0046	0.0011	0.0007	0.0003	0.0055	0.0033	0.0005	0.0017	0.0023
65 NC	0.0010	0.0021	0.0052	0.0053	0.0032	0.0012	0.0003	0.0	0.0048	0.0032	0.0008	0.0012	0.0017
66 NH	0.0022	0.0038	0.0029	0.0111	0.0117	0.0041	0.0019	0.0008	0.0107	0.0032	0.0024	0.0032	0.0091
67 GA	0.0001	0.0023	0.0043	0.0043	0.0020	0.0001	0.0	0.0	0.0016	0.0017	0.0001	0.0004	0.0005
68 SC	0.0005	0.0020	0.0060	0.0038	0.0027	0.0002	0.0002	0.0	0.0031	0.0018	0.0002	0.0005	0.0007
69 MD	0.0017	0.0014	0.0041	0.0072	0.0016	0.0014	0.0008	0.0003	0.0069	0.0054	0.0009	0.0021	0.0030
70 DE	0.0015	0.0007	0.0036	0.0068	0.0011	0.0015	0.0010	0.0002	0.0069	0.0045	0.0008	0.0022	0.0033
71 NJ	0.0015	0.0010	0.0042	0.0053	0.0017	0.0017	0.0007	0.0003	0.0043	0.0031	0.0011	0.0027	0.0041
72 DC	0.0016	0.0020	0.0050	0.0083	0.0036	0.0015	0.0008	0.0003	0.0060	0.0048	0.0011	0.0018	0.0028
73 AR	0.0011	0.0015	0.0035	0.0012	0.0022	0.0005	0.0005	0.0001	0.0002	0.0008	0.0005	0.0010	0.0013
74 LA	0.0001	0.0010	0.0028	0.0006	0.0007	0.0	0.0	0.0	0.0	0.0	0.0002	0.0002	0.0004
75 MS	0.0	0.0012	0.0040	0.0013	0.0007	0.0001	0.0	0.0001	0.0006	0.0001	0.0004	0.0004	0.0003
76 MA	0.0011	0.0010	0.0037	0.0045	0.0022	0.0020	0.0020	0.0005	0.0011	0.0016	0.0018	0.0027	0.0065
77 CT	0.0013	0.0013	0.0043	0.0055	0.0029	0.0024	0.0015	0.0006	0.0020	0.0021	0.0015	0.0038	0.0063
78 RI	0.0011	0.0010	0.0037	0.0045	0.0022	0.0020	0.0020	0.0005	0.0011	0.0016	0.0018	0.0027	0.0065
79 ME	0.0017	0.0046	0.0012	0.0045	0.0082	0.0026	0.0024	0.0010	0.0091	0.0028	0.0019	0.0039	0.0049
80 VT	0.0022	0.0044	0.0035	0.0103	0.0143	0.0046	0.0017	0.0009	0.0070	0.0045	0.0020	0.0045	0.0104

068/86-Mai-21
Ministère des Communications

TABLEAU 4.16 (suite)

MATRICE DE TRANSFERT SOURCE-RECEPTEUR PRINTEMPS 1980
CONCENTRATION DE SO4 HUM.(UG/M3-TGS)

	14 GP	15 MTL	16 NB	17 NE	18 ANT	19 TN	20 WNY	21 ENY	22 SNA	23 NNA	24 NDA	25 LAB
1 ABI	0.0092	0.0327	0.0101	0.0052	0.0055	0.0035	0.0060	0.0122	0.0120	0.0123	0.0592	0.0036
2 CQB	0.0178	0.0108	0.0046	0.0027	0.0119	0.0039	0.0022	0.0053	0.0009	0.0038	0.0105	0.0106
3 NQB	0.0029	0.0033	0.0007	0.0006	0.0014	0.0004	0.0013	0.0021	0.0003	0.0005	0.0008	0.0210
10 NMN	0.0009	0.0006	0.0002	0.0002	0.0001	0.0001	0.0002	0.0002	0.0002	0.0004	0.0004	0.0022
11 SMN	0.0012	0.0010	0.0006	0.0004	0.0010	0.0003	0.0005	0.0004	0.0001	0.0006	0.0010	0.0007
12 NWO	0.0021	0.0046	0.0026	0.0011	0.0010	0.0004	0.0021	0.0019	0.0013	0.0028	0.0053	0.0019
13 NEO	0.0050	0.0088	0.0055	0.0035	0.0042	0.0010	0.0035	0.0046	0.0037	0.0056	0.0230	0.0022
14 SUD	0.0053	0.0150	0.0063	0.0042	0.0023	0.0012	0.0098	0.0100	0.0073	0.0107	0.0246	0.0023
15 SWO	0.0029	0.0111	0.0056	0.0043	0.0008	0.0009	0.0589	0.0227	0.0099	0.0092	0.0014	0.0011
16 SEO	0.0047	0.1121	0.0096	0.0089	0.0040	0.0019	0.0070	0.0585	0.0262	0.0164	0.0047	0.0020
17 SLV	0.0086	0.1551	0.0167	0.0122	0.0063	0.0028	0.0026	0.0070	0.0122	0.0388	0.0089	0.0031
18 NDA	0.0064	0.0192	0.0092	0.0060	0.0047	0.0020	0.0087	0.0050	0.0051	0.0107	1.6020	0.0034
19 GBY	0.2525	0.0067	0.0281	0.0154	0.0240	0.0183	0.0	0.0024	0.0034	0.0119	0.0049	0.0077
20 NBK	0.0068	0.0097	0.1714	0.0637	0.0111	0.0085	0.0024	0.0089	0.0165	0.0254	0.0048	0.0041
21 NSP	0.0062	0.0029	0.0122	0.2626	0.0076	0.0152	0.0012	0.0037	0.0058	0.0081	0.0	0.0047
22 NFL	0.0044	0.0011	0.0069	0.0116	0.0063	0.3302	0.0	0.0004	0.0010	0.0033	0.0010	0.0071
50 OHO	0.0017	0.0060	0.0034	0.0043	0.0006	0.0007	0.0179	0.0112	0.0100	0.0046	0.0028	0.0005
51 ILL	0.0007	0.0040	0.0022	0.0024	0.0007	0.0005	0.0102	0.0052	0.0057	0.0033	0.0026	0.0003
52 PEN	0.0025	0.0082	0.0056	0.0058	0.0011	0.0006	0.0256	0.0216	0.0150	0.0076	0.0017	0.0008
53 IND	0.0005	0.0029	0.0008	0.0015	0.0004	0.0003	0.0098	0.0074	0.0058	0.0021	0.0027	0.0001
54 KEN	0.0010	0.0035	0.0021	0.0024	0.0004	0.0003	0.0065	0.0040	0.0046	0.0032	0.0006	0.0002
55 MCH	0.0019	0.0074	0.0042	0.0030	0.0007	0.0003	0.0198	0.0107	0.0057	0.0067	0.0045	0.0005
56 TEN	0.0006	0.0030	0.0021	0.0025	0.0004	0.0004	0.0063	0.0039	0.0032	0.0032	0.0004	0.0002
57 MSU	0.0006	0.0022	0.0008	0.0008	0.0006	0.0001	0.0048	0.0025	0.0020	0.0015	0.0025	0.0001
58 WVR	0.0017	0.0058	0.0035	0.0042	0.0007	0.0007	0.0112	0.0098	0.0071	0.0034	0.0017	0.0004
59 NYK	0.0057	0.0140	0.0051	0.0074	0.0015	0.0021	0.0106	0.1822	0.0506	0.0147	0.0011	0.0010
60 ALA	0.0005	0.0020	0.0020	0.0025	0.0004	0.0002	0.0080	0.0048	0.0033	0.0028	0.0003	0.0002
61 WI	0.0014	0.0052	0.0025	0.0022	0.0003	0.0001	0.0064	0.0047	0.0055	0.0052	0.0035	0.0002
62 IA	0.0008	0.0039	0.0024	0.0010	0.0001	0.0001	0.0040	0.0033	0.0022	0.0024	0.0013	0.0002
63 MIN	0.0007	0.0036	0.0012	0.0007	0.0002	0.0002	0.0029	0.0027	0.0022	0.0029	0.0036	0.0004
64 VA	0.0013	0.0051	0.0035	0.0063	0.0011	0.0011	0.0080	0.0084	0.0077	0.0058	0.0020	0.0005
65 NC	0.0009	0.0036	0.0017	0.0059	0.0002	0.0006	0.0070	0.0061	0.0061	0.0028	0.0023	0.0002
66 NH	0.0070	0.0145	0.0099	0.0124	0.0049	0.0024	0.0056	0.0100	0.1816	0.0481	0.0012	0.0017
67 GA	0.0006	0.0012	0.0012	0.0029	0.0005	0.0007	0.0064	0.0058	0.0051	0.0019	0.0027	0.0001
68 SC	0.0005	0.0036	0.0011	0.0029	0.0004	0.0007	0.0050	0.0061	0.0047	0.0023	0.0028	0.0001
69 MD	0.0022	0.0083	0.0052	0.0068	0.0008	0.0008	0.0075	0.0126	0.0111	0.0068	0.0039	0.0005
70 DE	0.0017	0.0075	0.0049	0.0083	0.0010	0.0014	0.0065	0.0110	0.0096	0.0069	0.0025	0.0005
71 NJ	0.0039	0.0094	0.0061	0.0077	0.0012	0.0013	0.0076	0.0129	0.0198	0.0085	0.0015	0.0007
72 DC	0.0016	0.0075	0.0047	0.0070	0.0009	0.0008	0.0086	0.0105	0.0112	0.0063	0.0057	0.0005
73 AR	0.0004	0.0013	0.0005	0.0007	0.0	0.0001	0.0049	0.0032	0.0028	0.0013	0.0010	0.0
74 LA	0.0004	0.0007	0.0004	0.0007	0.0001	0.0	0.0014	0.0020	0.0020	0.0008	0.0	0.0001
75 MS	0.0003	0.0010	0.0009	0.0018	0.0001	0.0001	0.0054	0.0031	0.0029	0.0018	0.0	0.0001
76 MA	0.0063	0.0054	0.0071	0.0107	0.0039	0.0018	0.0047	0.0099	0.2183	0.0138	0.0010	0.0011
77 CT	0.0060	0.0087	0.0054	0.0087	0.0027	0.0014	0.0067	0.0120	0.1040	0.0143	0.0010	0.0009
78 RI	0.0063	0.0054	0.0071	0.0107	0.0039	0.0018	0.0047	0.0099	0.2183	0.0138	0.0010	0.0011
79 ME	0.0084	0.0073	0.0220	0.0150	0.0067	0.0040	0.0036	0.0084	0.0219	0.3654	0.0011	0.0025
80 VT	0.0061	0.0251	0.0073	0.0106	0.0031	0.0019	0.0055	0.0972	0.1143	0.0341	0.0013	0.0016

056/86-Mai-21
Ministère des Communications

TABLEAU 4.17

MATRICE DE TRANSFERT SOURCE-RECEPTEUR PRINTEMPS 1980
DEPOT DE SO2 SEC (KG/HA-AN-TGS)
PENDANT LES PERIODES SECHES

	1 NEO	2 CEO	3 SWO	4 SEO	5 SUD	6 SBJ	7 PBL	8 NQB	9 OTT	10 ABI	11 NIT	12 CHI	13 LSJ
1 ABI	0.6817	1.0570	0.1844	0.3248	0.4504	0.9253	0.3002	0.0740	1.2790	8.3930	0.3251	0.8709	1.6880
2 CQB	0.2236	0.1013	0.0533	0.1201	0.1415	1.0280	1.2450	0.2569	0.1295	0.2984	5.9310	1.6040	0.5823
3 NQB	0.0186	0.0033	0.0036	0.0296	0.0	0.0548	0.0584	3.2350	0.0623	0.0289	0.4074	0.2041	0.0961
10 NMN	0.0706	0.0212	0.0083	0.0085	0.0034	0.0500	0.1665	0.1419	0.0087	0.0244	0.0904	0.0303	0.0164
11 SMN	0.1792	0.0620	0.0402	0.0153	0.0146	0.1816	0.1338	0.0393	0.0144	0.0617	0.0734	0.1240	0.0361
12 NWO	0.5358	0.6304	0.2033	0.1175	0.0907	0.3223	0.2013	0.0621	0.0564	0.2298	0.1301	0.1578	0.1543
13 NEO	0.6872	7.3000	0.4121	0.6754	0.9930	0.3898	0.1841	0.0534	0.4569	0.8015	0.1762	0.3453	0.4496
14 SUD	0.1124	2.0000	2.2480	3.1070	35.6600	0.3668	0.1749	0.0392	2.3410	1.2610	0.1260	0.2369	0.4603
15 SWO	0.0107	0.1595	6.4870	1.4340	0.3261	0.1108	0.0650	0.0204	0.4729	0.2232	0.0590	0.1433	0.1778
16 SEO	0.1338	0.2400	0.2890	1.1320	0.8777	0.1809	0.0854	0.0232	1.2610	0.4014	0.1406	0.3165	0.6004
17 SLV	0.1521	0.3449	0.0894	0.3496	0.5268	0.4065	0.1382	0.0319	0.8020	0.8142	0.1198	0.3611	1.1590
18 NDA	0.2020	1.3480	0.3118	1.1090	1.4890	0.7527	0.3022	0.0604	1.2800	4.1960	0.2067	0.5832	1.0150
19 GBY	0.1369	0.0767	0.0067	0.0082	0.0175	0.3601	0.3731	0.1168	0.0217	0.1135	0.4963	0.9334	1.1290
20 NBK	0.0482	0.0856	0.0179	0.0855	0.1279	0.0516	0.0515	0.0469	0.3182	0.0942	0.1208	0.1903	0.2181
21 NSP	0.0133	0.0102	0.0129	0.0478	0.0554	0.0107	0.0461	0.0569	0.0960	0.0175	0.1178	0.1467	0.0731
22 NFL	0.0368	0.0140	0.0018	0.0	0.0	0.0570	0.0924	0.0853	0.0	0.0230	0.1107	0.1230	0.0725
50 OHO	0.0107	0.0621	0.7758	0.4455	0.1121	0.0522	0.0422	0.0133	0.2007	0.1408	0.0295	0.0862	0.1226
51 ILL	0.0309	0.1785	0.5606	0.2465	0.2959	0.0863	0.0503	0.0059	0.1523	0.1094	0.0116	0.0352	0.0501
52 PEN	0.0257	0.0941	0.3349	0.6190	0.2645	0.0397	0.0333	0.0136	0.2778	0.1470	0.0557	0.1116	0.1946
53 IND	0.0168	0.1082	0.5125	0.2093	0.2316	0.0945	0.0542	0.0063	0.1298	0.1226	0.0106	0.0336	0.0547
54 KEN	0.0162	0.0724	0.4226	0.2130	0.0597	0.0495	0.0346	0.0113	0.2392	0.0947	0.0120	0.0268	0.0448
55 MCH	0.0243	0.2729	2.6300	0.6021	0.4632	0.1051	0.0662	0.0150	0.2803	0.1689	0.0402	0.0865	0.1225
56 TEN	0.0073	0.0751	0.2606	0.1986	0.0695	0.0145	0.0122	0.0041	0.1905	0.0671	0.0163	0.0205	0.0267
57 MSU	0.0675	0.1054	0.1516	0.0738	0.0831	0.0712	0.0216	0.0055	0.0921	0.0763	0.0160	0.0305	0.0290
58 WVR	0.0188	0.0893	0.3512	0.3329	0.0997	0.0409	0.0190	0.0034	0.2582	0.1101	0.0306	0.0727	0.1460
59 NYK	0.0500	0.0408	0.1655	0.3773	0.0830	0.1175	0.0485	0.0147	0.1359	0.1949	0.0521	0.2003	0.3562
60 ALA	0.0	0.0624	0.2022	0.1139	0.0942	0.0029	0.0	0.0004	0.0578	0.0195	0.0054	0.0038	0.0108
61 WI	0.1964	0.3551	0.3168	0.2659	0.4118	0.0910	0.0369	0.0071	0.2013	0.1362	0.0163	0.0611	0.0928
62 IA	0.1074	0.2270	0.1823	0.1570	0.2587	0.0299	0.0186	0.0043	0.1248	0.0822	0.0094	0.0172	0.0558
63 MIN	0.1066	0.2021	0.1874	0.1682	0.1466	0.0309	0.0125	0.0092	0.1173	0.1011	0.0214	0.0393	0.0570
64 VA	0.0407	0.1016	0.1597	0.3316	0.1982	0.0309	0.0141	0.0067	0.2852	0.1594	0.0186	0.0714	0.1090
65 NC	0.0258	0.0707	0.1827	0.2594	0.1383	0.0288	0.0041	0.0	0.2259	0.1423	0.0232	0.0408	0.0746
66 NH	0.0842	0.1448	0.0903	0.5268	0.4900	0.1901	0.0694	0.0195	0.5210	0.1476	0.0993	0.1532	0.5318
67 GA	0.0046	0.0741	0.1350	0.1519	0.0664	0.0025	0.0	0.0	0.0615	0.0622	0.0029	0.0097	0.0192
68 SC	0.0150	0.0631	0.1970	0.1480	0.1128	0.0037	0.0035	0.0	0.1304	0.0645	0.0052	0.0195	0.0255
69 MD	0.0543	0.0404	0.1370	0.3042	0.0413	0.0325	0.0171	0.0057	0.3395	0.2496	0.0351	0.0805	0.1275
70 DE	0.0470	0.0192	0.1296	0.2852	0.0262	0.0401	0.0212	0.0061	0.3301	0.2187	0.0285	0.0846	0.1376
71 NJ	0.0549	0.0208	0.1501	0.1950	0.0389	0.0699	0.0201	0.0070	0.2370	0.1529	0.0366	0.1148	0.1921
72 DC	0.0595	0.0610	0.1622	0.3685	0.1168	0.0360	0.0176	0.0065	0.3022	0.2230	0.0395	0.0770	0.1210
73 AR	0.0271	0.0554	0.1195	0.0430	0.0839	0.0160	0.0127	0.0024	0.0118	0.0319	0.0092	0.0216	0.0311
74 LA	0.0028	0.0287	0.0841	0.0211	0.0156	0.0	0.0	0.0	0.0	0.0	0.0029	0.0039	0.0096
75 MS	0.0	0.0441	0.1292	0.0389	0.0333	0.0024	0.0	0.0008	0.0135	0.0025	0.0059	0.0078	0.0061
76 MA	0.0384	0.0285	0.1203	0.1997	0.0572	0.0741	0.0574	0.0129	0.0369	0.0778	0.0615	0.1007	0.3306
77 CT	0.0548	0.0322	0.1515	0.2267	0.0828	0.0931	0.0386	0.0124	0.0712	0.1155	0.0479	0.1562	0.3255
78 RI	0.0384	0.0285	0.1203	0.1997	0.0572	0.0741	0.0574	0.0129	0.0369	0.0778	0.0615	0.1007	0.3306
79 ME	0.0622	0.1466	0.0275	0.1432	0.2258	0.1049	0.0967	0.0259	0.3822	0.1406	0.0751	0.1828	0.2748
80 VT	0.0919	0.1772	0.1201	0.5383	0.7166	0.2156	0.0555	0.0215	0.3567	0.2089	0.0712	0.2434	0.6060

055/84-Mai-21
Ministère des Communications

TABLEAU 4.17 (suite)

MATRICE DE TRANSFERT SOURCE-RECEPTEUR PRINTEMPS 1980
DEPOT DE SO2 SEC (KG/HA-AN-TGS)
PENDANT LES PERIODES SECHES

	14 GP	15 MTL	16 NB	17 NE	18 ANT	19 TN	20 WNY	21 ENY	22 SNA	23 NNA	24 NDA	25 LAB
1 ABI	0.3554	1.6250	0.3464	0.1428	0.1767	0.0807	0.2047	0.4514	0.4083	0.4996	2.9280	0.1068
2 CQB	0.5216	0.2759	0.0961	0.0508	0.2694	0.0747	0.0364	0.1241	0.0194	0.0809	0.2477	0.2798
3 NQB	0.0611	0.0761	0.0131	0.0094	0.0248	0.0097	0.0292	0.0390	0.0062	0.0116	0.0121	0.7107
10 NMN	0.0169	0.0115	0.0045	0.0042	0.0012	0.0013	0.0044	0.0046	0.0036	0.0072	0.0088	0.0501
11 SMN	0.0289	0.0194	0.0100	0.0072	0.0215	0.0047	0.0124	0.0069	0.0026	0.0113	0.0256	0.0141
12 NWO	0.0555	0.1282	0.0546	0.0207	0.0240	0.0072	0.0609	0.0501	0.0338	0.0677	0.2275	0.0469
13 NEO	0.1634	0.3386	0.1443	0.0798	0.1150	0.0207	0.1445	0.2128	0.1416	0.1810	1.4010	0.0585
14 SUD	0.1692	0.7756	0.2056	0.1151	0.0575	0.0285	0.5555	0.5408	0.3642	0.4182	1.5000	0.0633
15 SWO	0.0774	0.5500	0.1994	0.1323	0.0168	0.0199	3.4000	1.2710	0.4651	0.4181	0.0634	0.0276
16 SEO	0.1538	4.6690	0.3863	0.2773	0.1051	0.0433	0.2911	3.2410	1.5870	0.9144	0.2777	0.0569
17 SLV	0.3832	6.3870	0.8767	0.4705	0.2255	0.0623	0.0727	0.3336	0.6994	2.2430	0.4565	0.1087
18 NDA	0.2202	0.7690	0.2758	0.1551	0.1186	0.0419	0.3456	0.1806	0.1683	0.3485	45.0100	0.0923
19 GBY	10.4600	0.1864	1.4520	0.6210	1.1220	0.6854	0.0	0.0462	0.0709	0.4184	0.1214	0.2858
20 NBK	0.2727	0.3208	6.9800	3.3760	0.4445	0.2579	0.0450	0.3106	0.6636	1.3720	0.1431	0.1369
21 NSP	0.2610	0.0969	0.5717	10.9000	0.3039	0.5205	0.0321	0.0947	0.1792	0.3123	0.0	0.1779
22 NFL	0.1947	0.0203	0.3062	0.5826	0.2935	13.1200	0.0	0.0116	0.0302	0.0976	0.0183	0.3544
50 OHO	0.0359	0.2754	0.0943	0.1067	0.0122	0.0161	1.0380	0.5671	0.4102	0.1581	0.1330	0.0094
51 ILL	0.0150	0.1197	0.0464	0.0487	0.0125	0.0073	0.3879	0.1556	0.1286	0.0818	0.1481	0.0050
52 PEN	0.0687	0.4361	0.1800	0.1568	0.0246	0.0137	1.4670	1.2550	0.7828	0.3383	0.0659	0.0169
53 IND	0.0116	0.0898	0.0185	0.0350	0.0068	0.0061	0.4673	0.2651	0.1858	0.0620	0.1325	0.0027
54 KEN	0.0207	0.1281	0.0569	0.0656	0.0100	0.0059	0.2932	0.1421	0.1514	0.0990	0.0161	0.0042
55 MCH	0.0435	0.2731	0.1196	0.0703	0.0162	0.0051	0.9991	0.4356	0.2034	0.2241	0.2595	0.0102
56 TEN	0.0125	0.1200	0.0549	0.0642	0.0077	0.0068	0.2294	0.1365	0.1038	0.0979	0.0148	0.0026
57 MSU	0.0104	0.0551	0.0167	0.0167	0.0105	0.0012	0.1458	0.0573	0.0437	0.0307	0.1000	0.0013
58 WVR	0.0466	0.3149	0.1083	0.1050	0.0144	0.0141	0.6286	0.5155	0.3422	0.1546	0.0676	0.0091
59 NYK	0.2316	0.8203	0.2355	0.2775	0.0408	0.0536	0.6044	7.7350	2.7480	0.8480	0.0395	0.0292
60 ALA	0.0092	0.0674	0.0468	0.0565	0.0057	0.0041	0.2803	0.1837	0.1082	0.0925	0.0066	0.0027
61 WI	0.0351	0.1421	0.0507	0.0405	0.0070	0.0013	0.2468	0.1436	0.1374	0.1108	0.1182	0.0042
62 IA	0.0150	0.1072	0.0516	0.0195	0.0022	0.0014	0.1321	0.0861	0.0521	0.0571	0.0321	0.0025
63 MIN	0.0141	0.0907	0.0234	0.0124	0.0051	0.0042	0.0700	0.0575	0.0410	0.0596	0.1120	0.0071
64 VA	0.0390	0.2519	0.1243	0.1911	0.0254	0.0290	0.4182	0.4316	0.3831	0.2683	0.0730	0.0120
65 NC	0.0254	0.1729	0.0562	0.1642	0.0057	0.0202	0.3563	0.2643	0.2772	0.1186	0.0875	0.0035
66 NH	0.2993	0.8458	0.5635	0.5935	0.1811	0.0775	0.2636	0.5585	7.6380	2.4930	0.0385	0.0564
67 GA	0.0140	0.0474	0.0418	0.0832	0.0092	0.0179	0.2347	0.2003	0.1600	0.0696	0.0988	0.0016
68 SC	0.0136	0.1268	0.0334	0.0877	0.0101	0.0198	0.1740	0.2133	0.1742	0.0729	0.0911	0.0029
69 MD	0.0801	0.3950	0.1964	0.2091	0.0193	0.0208	0.3535	0.6642	0.6025	0.3200	0.2149	0.0140
70 DE	0.0617	0.3472	0.1714	0.2918	0.0280	0.0457	0.3078	0.5757	0.4783	0.2908	0.1219	0.0126
71 NJ	0.1487	0.5193	0.2518	0.2615	0.0378	0.0462	0.3560	0.7397	1.1580	0.4097	0.0491	0.0191
72 DC	0.0551	0.3403	0.1689	0.2166	0.0259	0.0238	0.4335	0.5359	0.6214	0.2880	0.2625	0.0142
73 AR	0.0075	0.0336	0.0094	0.0118	0.0	0.0012	0.1539	0.0906	0.0696	0.0319	0.0403	0.0
74 LA	0.0071	0.0150	0.0080	0.0125	0.0014	0.0	0.0417	0.0512	0.0445	0.0152	0.0	0.0009
75 MS	0.0056	0.0297	0.0191	0.0355	0.0013	0.0013	0.1857	0.0967	0.0803	0.0431	0.0	0.0010
76 MA	0.2512	0.3010	0.3736	0.4893	0.1427	0.0662	0.1697	0.5377	9.1840	0.8093	0.0491	0.0303
77 CT	0.2496	0.4782	0.2637	0.3547	0.0912	0.0435	0.2875	0.6761	4.5950	0.8213	0.0545	0.0289
78 RI	0.2512	0.3010	0.3736	0.4893	0.1427	0.0662	0.1697	0.5377	9.1840	0.8093	0.0491	0.0303
79 ME	0.4080	0.3974	1.2760	0.8309	0.2939	0.1562	0.1270	0.4028	1.2840	14.6100	0.0410	0.1018
80 VT	0.2541	1.4340	0.3927	0.4487	0.0904	0.0529	0.2637	4.3190	5.4680	1.9600	0.0452	0.0490

086/84-Mai-21
Ministère des Communications

TABLEAU 4.18

MATRICE DE TRANSFERT SOURCE-RECEPTEUR PRINTEMPS 1980
DEPOT DE SO2 SEC (KG/HA-AN-TGS)
PENDANT LES PERIODES HUMIDES

	1 NEO	2 CEO	3 SWO	4 SEO	5 SUD	6 SBJ	7 PBL	8 NQB	9 OTT	10 ABI	11 NIT	12 CHI	13 LSJ
1 ABI	0.1057	0.1506	0.0173	0.0373	0.0519	0.1702	0.0452	0.0064	0.2496	2.6160	0.0403	0.1364	0.3191
2 CQB	0.0362	0.0129	0.0063	0.0159	0.0176	0.2224	0.3318	0.0426	0.0191	0.0463	2.1530	0.4006	0.1090
3 NQB	0.0024	0.0003	0.0005	0.0045	0.0	0.0076	0.0088	1.0730	0.0089	0.0035	0.0768	0.0302	0.0128
10 NMN	0.0043	0.0012	0.0004	0.0004	0.0002	0.0030	0.0105	0.0097	0.0005	0.0013	0.0052	0.0017	0.0009
11 SMN	0.0127	0.0038	0.0025	0.0008	0.0008	0.0110	0.0077	0.0021	0.0008	0.0035	0.0040	0.0068	0.0018
12 NWO	0.0478	0.0582	0.0149	0.0080	0.0075	0.0208	0.0140	0.0035	0.0036	0.0151	0.0080	0.0093	0.0090
13 NEO	0.0897	1.7670	0.0397	0.0610	0.1290	0.0335	0.0145	0.0033	0.0375	0.0840	0.0127	0.0262	0.0349
14 SUD	0.0086	0.3612	0.3457	0.5612	10.6600	0.0368	0.0190	0.0023	0.3427	0.1658	0.0088	0.0191	0.0389
15 SWO	0.0006	0.0170	1.3770	0.1837	0.0411	0.0075	0.0047	0.0012	0.0453	0.0180	0.0042	0.0101	0.0131
16 SEO	0.0115	0.0218	0.0233	0.1742	0.0897	0.0153	0.0073	0.0013	0.2130	0.0501	0.0120	0.0356	0.0754
17 SLV	0.0132	0.0290	0.0059	0.0314	0.0406	0.0420	0.0134	0.0020	0.0920	0.1113	0.0102	0.0466	0.1958
18 NDA	0.0274	0.2467	0.0352	0.1635	0.2512	0.1447	0.0457	0.0051	0.2087	1.1450	0.0228	0.0781	0.1455
19 GBY	0.0120	0.0053	0.0004	0.0005	0.0011	0.0330	0.0390	0.0095	0.0016	0.0091	0.0580	0.1345	0.1537
20 NBK	0.0036	0.0058	0.0011	0.0057	0.0084	0.0040	0.0043	0.0035	0.0230	0.0075	0.0113	0.0192	0.0226
21 NSP	0.0009	0.0007	0.0008	0.0035	0.0039	0.0009	0.0032	0.0043	0.0074	0.0013	0.0094	0.0140	0.0066
22 NFL	0.0025	0.0009	0.0001	0.0	0.0	0.0042	0.0068	0.0079	0.0	0.0016	0.0095	0.0100	0.0056
50 OHO	0.0007	0.0052	0.1044	0.0507	0.0124	0.0042	0.0030	0.0007	0.0190	0.0124	0.0017	0.0063	0.0096
51 ILL	0.0020	0.0147	0.0503	0.0176	0.0246	0.0061	0.0030	0.0003	0.0094	0.0070	0.0006	0.0019	0.0028
52 PEN	0.0017	0.0067	0.0280	0.0637	0.0208	0.0023	0.0019	0.0007	0.0315	0.0132	0.0041	0.0087	0.0161
53 IND	0.0009	0.0085	0.0522	0.0164	0.0206	0.0070	0.0036	0.0003	0.0089	0.0085	0.0005	0.0019	0.0034
54 KEN	0.0012	0.0052	0.0404	0.0172	0.0040	0.0033	0.0022	0.0006	0.0175	0.0066	0.0006	0.0017	0.0030
55 MCH	0.0016	0.0336	0.4024	0.0593	0.0575	0.0087	0.0047	0.0008	0.0224	0.0143	0.0023	0.0053	0.0073
56 TEN	0.0005	0.0054	0.0215	0.0149	0.0047	0.0009	0.0007	0.0002	0.0139	0.0055	0.0008	0.0012	0.0019
57 MSU	0.0042	0.0070	0.0106	0.0047	0.0055	0.0050	0.0012	0.0003	0.0055	0.0049	0.0008	0.0016	0.0015
58 WVR	0.0011	0.0075	0.0310	0.0335	0.0099	0.0026	0.0011	0.0002	0.0280	0.0093	0.0018	0.0049	0.0132
59 NYK	0.0035	0.0024	0.0116	0.0351	0.0053	0.0083	0.0028	0.0008	0.0131	0.0209	0.0031	0.0159	0.0370
60 ALA	0.0	0.0042	0.0141	0.0083	0.0068	0.0002	0.0	0.0000	0.0046	0.0013	0.0003	0.0002	0.0007
61 WI	0.0151	0.0348	0.0256	0.0181	0.0368	0.0058	0.0019	0.0004	0.0131	0.0088	0.0009	0.0034	0.0051
62 IA	0.0077	0.0177	0.0134	0.0105	0.0187	0.0017	0.0009	0.0002	0.0077	0.0049	0.0005	0.0009	0.0030
63 MIN	0.0081	0.0148	0.0122	0.0100	0.0120	0.0017	0.0006	0.0005	0.0073	0.0063	0.0011	0.0021	0.0030
64 VA	0.0028	0.0073	0.0109	0.0296	0.0164	0.0018	0.0007	0.0004	0.0285	0.0146	0.0013	0.0057	0.0100
65 NC	0.0015	0.0048	0.0127	0.0241	0.0113	0.0016	0.0002	0.0	0.0203	0.0119	0.0014	0.0028	0.0062
66 NH	0.0062	0.0107	0.0057	0.0478	0.0392	0.0168	0.0049	0.0011	0.0484	0.0128	0.0080	0.0141	0.0693
67 GA	0.0003	0.0049	0.0087	0.0106	0.0044	0.0001	0.0	0.0	0.0045	0.0044	0.0001	0.0005	0.0014
68 SC	0.0009	0.0041	0.0130	0.0111	0.0089	0.0002	0.0002	0.0	0.0103	0.0045	0.0003	0.0014	0.0019
69 MD	0.0035	0.0025	0.0092	0.0246	0.0023	0.0017	0.0009	0.0003	0.0318	0.0217	0.0026	0.0059	0.0102
70 DE	0.0029	0.0011	0.0092	0.0228	0.0014	0.0024	0.0011	0.0003	0.0302	0.0201	0.0020	0.0064	0.0111
71 NJ	0.0038	0.0011	0.0106	0.0140	0.0021	0.0054	0.0012	0.0004	0.0267	0.0143	0.0025	0.0094	0.0171
72 DC	0.0042	0.0039	0.0106	0.0311	0.0076	0.0020	0.0009	0.0003	0.0295	0.0195	0.0028	0.0062	0.0099
73 AR	0.0015	0.0039	0.0081	0.0030	0.0062	0.0011	0.0007	0.0001	0.0011	0.0024	0.0004	0.0011	0.0017
74 LA	0.0002	0.0018	0.0053	0.0014	0.0008	0.0	0.0	0.0	0.0	0.0	0.0001	0.0002	0.0005
75 MS	0.0	0.0031	0.0084	0.0024	0.0033	0.0001	0.0	0.0000	0.0007	0.0001	0.0003	0.0004	0.0003
76 MA	0.0027	0.0017	0.0080	0.0170	0.0033	0.0053	0.0035	0.0007	0.0024	0.0073	0.0041	0.0073	0.0326
77 CT	0.0043	0.0018	0.0104	0.0180	0.0050	0.0071	0.0022	0.0006	0.0050	0.0126	0.0031	0.0124	0.0325
78 RI	0.0027	0.0017	0.0080	0.0170	0.0033	0.0053	0.0035	0.0007	0.0024	0.0073	0.0041	0.0073	0.0326
79 ME	0.0045	0.0095	0.0015	0.0092	0.0133	0.0081	0.0075	0.0015	0.0307	0.0134	0.0058	0.0165	0.0311
80 VT	0.0073	0.0138	0.0082	0.0548	0.0691	0.0191	0.0037	0.0012	0.0351	0.0184	0.0050	0.0262	0.0767

066/84-Mai-21
Ministère des Communications

TABLEAU 4.18 (suite)

MATRICE DE TRANSFERT SOURCE-RECEPTEUR PRINTEMPS 1980
DEPOT DE SO2 SEC (KG/HA-AN-TGS)
PENDANT LES PERIODES HUMIDES

	14 GP	15 MTL	16 NB	17 NE	18 ANT	19 TN	20 WNY	21 ENY	22 SNA	23 NNA	24 NDA	25 LAB
1 ABI	0.0413	0.2802	0.0361	0.0125	0.0173	0.0064	0.0213	0.0504	0.0421	0.0610	0.6106	0.0100
2 CQB	0.0869	0.0411	0.0125	0.0062	0.0369	0.0092	0.0042	0.0174	0.0026	0.0107	0.0349	0.0425
3 NQB	0.0080	0.0105	0.0015	0.0011	0.0029	0.0014	0.0040	0.0047	0.0009	0.0016	0.0013	0.1376
10 NMN	0.0009	0.0006	0.0002	0.0002	0.0001	0.0001	0.0002	0.0002	0.0002	0.0004	0.0005	0.0028
11 SMN	0.0016	0.0010	0.0005	0.0004	0.0011	0.0002	0.0007	0.0004	0.0001	0.0006	0.0015	0.0007
12 NWO	0.0033	0.0078	0.0029	0.0011	0.0014	0.0004	0.0038	0.0029	0.0020	0.0038	0.0188	0.0027
13 NEO	0.0109	0.0255	0.0085	0.0044	0.0069	0.0011	0.0116	0.0186	0.0105	0.0120	0.1859	0.0035
14 SUD	0.0111	0.0773	0.0137	0.0070	0.0033	0.0016	0.0631	0.0570	0.0348	0.0319	0.2454	0.0038
15 SWO	0.0045	0.0519	0.0140	0.0083	0.0008	0.0010	0.5160	0.1453	0.0416	0.0359	0.0056	0.0016
16 SEO	0.0106	1.2210	0.0313	0.0185	0.0063	0.0024	0.0242	0.6398	0.2495	0.1072	0.0365	0.0036
17 SLV	0.0360	1.6810	0.0998	0.0390	0.0176	0.0036	0.0048	0.0338	0.0939	0.3937	0.0503	0.0084
18 NDA	0.0230	0.0929	0.0258	0.0131	0.0099	0.0031	0.0416	0.0197	0.0170	0.0346	16.8800	0.0081
19 GBY	2.7270	0.0149	0.2060	0.0649	0.1363	0.0673	0.0	0.0031	0.0050	0.0392	0.0092	0.0280
20 NBK	0.0285	0.0287	1.8490	0.6385	0.0462	0.0218	0.0030	0.0288	0.0693	0.2394	0.0120	0.0124
21 NSP	0.0285	0.0087	0.0699	2.8370	0.0314	0.0477	0.0025	0.0073	0.0153	0.0314	0.0	0.0175
22 NFL	0.0223	0.0013	0.0350	0.0783	0.0354	3.5540	0.0	0.0010	0.0025	0.0081	0.0012	0.0475
50 OHO	0.0019	0.0241	0.0056	0.0059	0.0006	0.0008	0.1298	0.0555	0.0321	0.0108	0.0122	0.0005
51 ILL	0.0008	0.0075	0.0024	0.0024	0.0006	0.0003	0.0286	0.0097	0.0068	0.0046	0.0171	0.0002
52 PEN	0.0040	0.0458	0.0118	0.0091	0.0013	0.0007	0.2271	0.1579	0.0791	0.0286	0.0049	0.0009
53 IND	0.0006	0.0056	0.0010	0.0019	0.0003	0.0003	0.0426	0.0187	0.0120	0.0038	0.0124	0.0001
54 KEN	0.0010	0.0091	0.0033	0.0038	0.0005	0.0003	0.0251	0.0100	0.0100	0.0063	0.0010	0.0002
55 MCH	0.0023	0.0196	0.0072	0.0038	0.0009	0.0003	0.0967	0.0339	0.0142	0.0149	0.0318	0.0005
56 TEN	0.0006	0.0092	0.0032	0.0036	0.0004	0.0003	0.0164	0.0094	0.0067	0.0061	0.0012	0.0001
57 MSU	0.0005	0.0031	0.0008	0.0008	0.0005	0.0001	0.0091	0.0031	0.0023	0.0016	0.0078	0.0001
58 WVR	0.0027	0.0337	0.0068	0.0059	0.0007	0.0007	0.0723	0.0528	0.0316	0.0134	0.0051	0.0005
59 NYK	0.0180	0.1100	0.0207	0.0202	0.0024	0.0030	0.0712	1.7920	0.4768	0.1055	0.0027	0.0018
60 ALA	0.0005	0.0045	0.0026	0.0030	0.0003	0.0002	0.0194	0.0136	0.0072	0.0061	0.0003	0.0001
61 WI	0.0019	0.0083	0.0025	0.0020	0.0004	0.0001	0.0183	0.0090	0.0077	0.0057	0.0079	0.0002
62 IA	0.0007	0.0063	0.0027	0.0009	0.0001	0.0001	0.0088	0.0049	0.0028	0.0031	0.0018	0.0001
63 MIN	0.0007	0.0050	0.0011	0.0006	0.0003	0.0002	0.0039	0.0030	0.0020	0.0030	0.0071	0.0004
64 VA	0.0024	0.0240	0.0087	0.0120	0.0013	0.0016	0.0427	0.0428	0.0365	0.0235	0.0053	0.0007
65 NC	0.0015	0.0160	0.0038	0.0098	0.0003	0.0013	0.0352	0.0217	0.0241	0.0096	0.0064	0.0002
66 NH	0.0244	0.1094	0.0663	0.0539	0.0130	0.0050	0.0236	0.0629	1.7870	0.4613	0.0025	0.0038
67 GA	0.0008	0.0036	0.0028	0.0050	0.0005	0.0010	0.0168	0.0137	0.0103	0.0049	0.0071	0.0001
68 SC	0.0008	0.0088	0.0021	0.0055	0.0005	0.0012	0.0121	0.0148	0.0125	0.0047	0.0060	0.0001
69 MD	0.0057	0.0356	0.0143	0.0132	0.0011	0.0012	0.0316	0.0686	0.0648	0.0285	0.0240	0.0008
70 DE	0.0045	0.0305	0.0118	0.0203	0.0017	0.0030	0.0277	0.0587	0.0456	0.0234	0.0113	0.0007
71 NJ	0.0111	0.0580	0.0198	0.0177	0.0024	0.0032	0.0317	0.0892	0.1527	0.0378	0.0033	0.0011
72 DC	0.0037	0.0294	0.0119	0.0138	0.0016	0.0014	0.0421	0.0525	0.0698	0.0249	0.0228	0.0008
73 AR	0.0004	0.0019	0.0005	0.0006	0.0	0.0001	0.0099	0.0054	0.0039	0.0017	0.0033	0.0
74 LA	0.0003	0.0008	0.0004	0.0006	0.0001	0.0	0.0025	0.0029	0.0023	0.0007	0.0	0.0000
75 MS	0.0003	0.0018	0.0010	0.0018	0.0001	0.0001	0.0127	0.0061	0.0048	0.0023	0.0	0.0000
76 MA	0.0193	0.0345	0.0382	0.0424	0.0102	0.0049	0.0120	0.0576	2.1480	0.1094	0.0046	0.0018
77 CT	0.0197	0.0524	0.0246	0.0278	0.0061	0.0028	0.0236	0.0774	1.0190	0.1004	0.0093	0.0019
78 RI	0.0193	0.0345	0.0382	0.0424	0.0102	0.0049	0.0120	0.0576	2.1480	0.1094	0.0046	0.0018
79 ME	0.0377	0.0430	0.1879	0.0928	0.0247	0.0117	0.0089	0.0370	0.1731	3.6230	0.0029	0.0080
80 VT	0.0203	0.2252	0.0417	0.0361	0.0056	0.0031	0.0240	0.9518	1.1130	0.3004	0.0031	0.0031

065/86-Mai-21
Ministère des Communications

TABLEAU 4.19

MATRICE DE TRANSFERT SOURCE-RECEPTEUR PRINTEMPS 1980
DEPOT DE SO4 SEC (KG/HA-AN-TGS)
PENDANT LES PERIODES SECHES

	1 NEO	2 CEO	3 SWO	4 SEO	5 SUD	6 SBJ	7 PBL	8 NQB	9 OTT	10 ABI	11 NIT	12 CHI	13 LSJ
1 ABI	0.1043	0.1796	0.0555	0.0729	0.1006	0.1146	0.0477	0.0251	0.1471	0.5220	0.0660	0.1317	0.2020
2 CQB	0.0425	0.0288	0.0174	0.0316	0.0423	0.1299	0.1183	0.0472	0.0285	0.0605	0.3671	0.1664	0.0899
3 NQB	0.0052	0.0018	0.0009	0.0063	0.0	0.0133	0.0125	0.2273	0.0146	0.0091	0.0623	0.0446	0.0251
10 NMN	0.0307	0.0108	0.0047	0.0053	0.0018	0.0226	0.0672	0.0503	0.0051	0.0136	0.0445	0.0159	0.0097
11 SMN	0.0598	0.0263	0.0167	0.0085	0.0076	0.0794	0.0658	0.0236	0.0082	0.0311	0.0414	0.0664	0.0237
12 NWO	0.1281	0.1442	0.0642	0.0416	0.0241	0.1249	0.0692	0.0322	0.0224	0.0867	0.0555	0.0732	0.0724
13 NEO	0.1024	0.4948	0.0893	0.1590	0.1488	0.0980	0.0523	0.0231	0.1225	0.1562	0.0572	0.1034	0.1303
14 SUD	0.0331	0.1997	0.2743	0.3103	1.7490	0.0755	0.0325	0.0175	0.3036	0.1864	0.0425	0.0649	0.1184
15 SWO	0.0055	0.0306	0.4659	0.2149	0.0500	0.0403	0.0214	0.0088	0.1046	0.0627	0.0195	0.0490	0.0564
16 SEO	0.0356	0.0593	0.0833	0.1489	0.1878	0.0492	0.0230	0.0123	0.1482	0.0678	0.0378	0.0605	0.1006
17 SLV	0.0402	0.0954	0.0360	0.0881	0.1644	0.0857	0.0315	0.0147	0.1485	0.1216	0.0327	0.0578	0.1334
18 NDA	0.0365	0.1680	0.0717	0.1808	0.2054	0.0882	0.0476	0.0215	0.1839	0.3133	0.0491	0.1072	0.1712
19 GBY	0.0388	0.0349	0.0044	0.0052	0.0102	0.0943	0.0798	0.0377	0.0092	0.0379	0.0907	0.1289	0.1680
20 NBK	0.0190	0.0419	0.0131	0.0434	0.0707	0.0179	0.0159	0.0176	0.1311	0.0318	0.0305	0.0430	0.0473
21 NSP	0.0070	0.0056	0.0084	0.0196	0.0252	0.0034	0.0203	0.0208	0.0341	0.0072	0.0397	0.0362	0.0197
22 NFL	0.0172	0.0084	0.0013	0.0	0.0	0.0225	0.0365	0.0219	0.0	0.0112	0.0322	0.0399	0.0255
50 OHO	0.0047	0.0163	0.1087	0.0783	0.0205	0.0149	0.0139	0.0067	0.0452	0.0351	0.0140	0.0278	0.0358
51 ILL	0.0118	0.0486	0.1354	0.0825	0.0793	0.0295	0.0218	0.0032	0.0646	0.0433	0.0065	0.0183	0.0257
52 PEN	0.0098	0.0316	0.0892	0.1245	0.0767	0.0189	0.0160	0.0075	0.0491	0.0356	0.0178	0.0330	0.0527
53 IND	0.0093	0.0315	0.1045	0.0613	0.0565	0.0298	0.0200	0.0035	0.0461	0.0431	0.0066	0.0173	0.0230
54 KEN	0.0048	0.0237	0.0938	0.0595	0.0218	0.0182	0.0142	0.0067	0.0768	0.0331	0.0071	0.0109	0.0161
55 MCH	0.0092	0.0431	0.3083	0.1284	0.0724	0.0283	0.0223	0.0080	0.0794	0.0444	0.0194	0.0364	0.0542
56 TEN	0.0028	0.0245	0.0709	0.0614	0.0256	0.0059	0.0064	0.0026	0.0614	0.0184	0.0098	0.0093	0.0090
57 MSU	0.0285	0.0393	0.0524	0.0299	0.0314	0.0245	0.0114	0.0035	0.0406	0.0297	0.0098	0.0186	0.0171
58 WVR	0.0081	0.0234	0.0868	0.0690	0.0211	0.0167	0.0089	0.0017	0.0485	0.0290	0.0138	0.0264	0.0349
59 NYK	0.0169	0.0190	0.0566	0.0867	0.0329	0.0401	0.0236	0.0081	0.0298	0.0371	0.0235	0.0575	0.0707
60 ALA	0.0	0.0233	0.0703	0.0368	0.0310	0.0016	0.0	0.0004	0.0166	0.0074	0.0041	0.0017	0.0041
61 WI	0.0592	0.0761	0.0883	0.0954	0.1001	0.0364	0.0219	0.0047	0.0780	0.0534	0.0091	0.0314	0.0479
62 IA	0.0357	0.0667	0.0581	0.0578	0.0848	0.0152	0.0126	0.0034	0.0523	0.0363	0.0059	0.0108	0.0314
63 MIN	0.0325	0.0648	0.0721	0.0761	0.0401	0.0160	0.0074	0.0049	0.0488	0.0424	0.0126	0.0221	0.0314
64 VA	0.0142	0.0339	0.0567	0.0807	0.0538	0.0140	0.0084	0.0032	0.0596	0.0377	0.0065	0.0204	0.0257
65 NC	0.0127	0.0256	0.0637	0.0598	0.0379	0.0156	0.0033	0.0	0.0547	0.0379	0.0103	0.0147	0.0199
66 NH	0.0268	0.0459	0.0367	0.1255	0.1389	0.0471	0.0233	0.0100	0.1201	0.0375	0.0280	0.0358	0.0778
67 GA	0.0018	0.0279	0.0528	0.0525	0.0247	0.0017	0.0	0.0	0.0197	0.0209	0.0018	0.0050	0.0062
68 SC	0.0065	0.0246	0.0746	0.0459	0.0325	0.0019	0.0022	0.0	0.0375	0.0224	0.0028	0.0063	0.0079
69 MD	0.0213	0.0171	0.0504	0.0851	0.0206	0.0178	0.0107	0.0034	0.0773	0.0629	0.0110	0.0259	0.0362
70 DE	0.0193	0.0091	0.0435	0.0811	0.0145	0.0185	0.0123	0.0031	0.0777	0.0511	0.0097	0.0260	0.0386
71 NJ	0.0188	0.0126	0.0513	0.0643	0.0219	0.0206	0.0092	0.0041	0.0423	0.0350	0.0132	0.0314	0.0469
72 DC	0.0199	0.0246	0.0618	0.0969	0.0452	0.0187	0.0107	0.0038	0.0652	0.0558	0.0135	0.0216	0.0334
73 AR	0.0141	0.0186	0.0430	0.0145	0.0266	0.0057	0.0069	0.0018	0.0026	0.0098	0.0063	0.0131	0.0167
74 LA	0.0010	0.0120	0.0343	0.0077	0.0088	0.0	0.0	0.0	0.0	0.0	0.0024	0.0031	0.0056
75 MS	0.0	0.0148	0.0496	0.0165	0.0071	0.0014	0.0	0.0007	0.0075	0.0012	0.0047	0.0052	0.0036
76 MA	0.0133	0.0131	0.0452	0.0518	0.0273	0.0247	0.0247	0.0069	0.0140	0.0178	0.0225	0.0332	0.0705
77 CT	0.0159	0.0159	0.0534	0.0649	0.0369	0.0283	0.0184	0.0071	0.0247	0.0215	0.0190	0.0450	0.0681
78 RI	0.0133	0.0131	0.0452	0.0518	0.0273	0.0247	0.0247	0.0069	0.0140	0.0178	0.0225	0.0332	0.0705
79 ME	0.0204	0.0569	0.0148	0.0562	0.1033	0.0315	0.0288	0.0121	0.1080	0.0314	0.0222	0.0438	0.0486
80 VT	0.0262	0.0521	0.0433	0.1098	0.1573	0.0529	0.0207	0.0109	0.0762	0.0520	0.0242	0.0461	0.0923

056/84-Mai-21
Ministère des Communications

TABLEAU 4.19 (suite)

MATRICE DE TRANSFERT SOURCE-RECEPTEUR PRINTEMPS 1980
DEPOT DE SO4 SEC (KG/HA-AN-TGS)
PENDANT LES PERIODES SECHES

	14 GP	15 MTL	16 NB	17 NE	18 ANT	19 TN	20 WNY	21 ENY	22 SNA	23 NNA	24 NDA	25 LAB
1 ABI	0.0786	0.2179	0.0889	0.0477	0.0497	0.0329	0.0525	0.1054	0.1065	0.1034	0.3097	0.0322
2 CQB	0.0951	0.0597	0.0262	0.0156	0.0671	0.0228	0.0129	0.0296	0.0049	0.0215	0.0588	0.0587
3 NQB	0.0164	0.0188	0.0044	0.0034	0.0082	0.0021	0.0072	0.0123	0.0015	0.0029	0.0048	0.1046
10 NMN	0.0105	0.0069	0.0025	0.0026	0.0011	0.0008	0.0023	0.0031	0.0027	0.0048	0.0053	0.0263
11 SMN	0.0149	0.0127	0.0074	0.0052	0.0124	0.0040	0.0058	0.0044	0.0017	0.0081	0.0121	0.0089
12 NWO	0.0260	0.0554	0.0317	0.0137	0.0120	0.0053	0.0248	0.0234	0.0160	0.0344	0.0602	0.0231
13 NEO	0.0601	0.1027	0.0673	0.0424	0.0509	0.0118	0.0401	0.0522	0.0439	0.0669	0.2047	0.0267
14 SUD	0.0633	0.1610	0.0753	0.0502	0.0284	0.0142	0.0980	0.1047	0.0798	0.1241	0.1696	0.0282
15 SWO	0.0366	0.1242	0.0680	0.0540	0.0106	0.0119	0.4031	0.2221	0.1130	0.1073	0.0155	0.0135
16 SEO	0.0556	0.3085	0.1108	0.1052	0.0473	0.0233	0.0806	0.3130	0.2034	0.1663	0.0441	0.0240
17 SLV	0.0910	0.4067	0.1637	0.1323	0.0689	0.0324	0.0295	0.0720	0.1068	0.2462	0.0887	0.0340
18 NDA	0.0564	0.1614	0.0831	0.0554	0.0434	0.0189	0.0729	0.0435	0.0454	0.0958	2.1130	0.0307
19 GBY	0.6399	0.0618	0.2045	0.1328	0.1946	0.1610	0.0	0.0225	0.0317	0.1057	0.0456	0.0675
20 NBK	0.0584	0.0873	0.4170	0.3250	0.0958	0.0775	0.0228	0.0797	0.1422	0.1472	0.0435	0.0366
21 NSP	0.0523	0.0262	0.0982	0.6685	0.0660	0.1361	0.0108	0.0339	0.0526	0.0707	0.0	0.0417
22 NFL	0.0366	0.0108	0.0578	0.0882	0.0514	0.7577	0.0	0.0033	0.0095	0.0305	0.0097	0.0538
50 OHO	0.0213	0.0687	0.0430	0.0542	0.0081	0.0091	0.1605	0.1220	0.1199	0.0569	0.0313	0.0063
51 ILL	0.0096	0.0495	0.0286	0.0311	0.0092	0.0059	0.1236	0.0649	0.0728	0.0411	0.0256	0.0035
52 PEN	0.0314	0.0854	0.0689	0.0733	0.0142	0.0072	0.1692	0.1926	0.1612	0.0889	0.0205	0.0096
53 IND	0.0068	0.0367	0.0102	0.0189	0.0047	0.0045	0.1107	0.0904	0.0721	0.0267	0.0301	0.0018
54 KEN	0.0128	0.0431	0.0262	0.0306	0.0057	0.0036	0.0754	0.0489	0.0573	0.0397	0.0069	0.0032
55 MCH	0.0235	0.0906	0.0527	0.0378	0.0089	0.0034	0.2182	0.1283	0.0702	0.0832	0.0412	0.0063
56 TEN	0.0079	0.0364	0.0262	0.0314	0.0055	0.0046	0.0765	0.0479	0.0401	0.0404	0.0042	0.0020
57 MSU	0.0071	0.0279	0.0103	0.0108	0.0082	0.0010	0.0603	0.0318	0.0250	0.0191	0.0295	0.0011
58 WVR	0.0215	0.0601	0.0441	0.0530	0.0085	0.0088	0.1088	0.1044	0.0796	0.0392	0.0208	0.0052
59 NYK	0.0683	0.1155	0.0585	0.0900	0.0186	0.0262	0.1013	0.4789	0.2688	0.1321	0.0140	0.0125
60 ALA	0.0062	0.0248	0.0247	0.0323	0.0047	0.0026	0.0983	0.0581	0.0405	0.0346	0.0039	0.0023
61 WI	0.0180	0.0652	0.0320	0.0280	0.0043	0.0011	0.0777	0.0586	0.0696	0.0664	0.0435	0.0030
62 IA	0.0099	0.0493	0.0309	0.0134	0.0017	0.0012	0.0494	0.0420	0.0284	0.0311	0.0165	0.0021
63 MIN	0.0087	0.0460	0.0156	0.0094	0.0023	0.0027	0.0363	0.0347	0.0283	0.0369	0.0446	0.0047
64 VA	0.0163	0.0562	0.0429	0.0782	0.0143	0.0145	0.0850	0.0912	0.0855	0.0670	0.0241	0.0060
65 NC	0.0112	0.0400	0.0205	0.0739	0.0028	0.0078	0.0758	0.0721	0.0701	0.0331	0.0280	0.0020
66 NH	0.0825	0.1251	0.0946	0.1413	0.0599	0.0303	0.0640	0.0996	0.4645	0.2216	0.0145	0.0205
67 GA	0.0072	0.0148	0.0154	0.0367	0.0061	0.0092	0.0781	0.0716	0.0630	0.0237	0.0328	0.0011
68 SC	0.0065	0.0441	0.0132	0.0358	0.0056	0.0086	0.0608	0.0748	0.0580	0.0283	0.0345	0.0019
69 MD	0.0271	0.0948	0.0637	0.0845	0.0095	0.0106	0.0858	0.1329	0.1142	0.0783	0.0386	0.0069
70 DE	0.0203	0.0865	0.0607	0.1017	0.0120	0.0177	0.0742	0.1171	0.1066	0.0819	0.0283	0.0066
71 NJ	0.0468	0.0936	0.0732	0.0952	0.0150	0.0159	0.0870	0.1203	0.1669	0.0954	0.0180	0.0086
72 DC	0.0203	0.0866	0.0574	0.0868	0.0109	0.0107	0.0940	0.1150	0.1112	0.0734	0.0663	0.0066
73 AR	0.0050	0.0170	0.0059	0.0085	0.0	0.0011	0.0602	0.0406	0.0349	0.0169	0.0113	0.0
74 LA	0.0051	0.0084	0.0054	0.0093	0.0013	0.0	0.0181	0.0258	0.0257	0.0104	0.0	0.0008
75 MS	0.0040	0.0124	0.0113	0.0226	0.0012	0.0010	0.0663	0.0392	0.0359	0.0229	0.0	0.0009
76 MA	0.0752	0.0524	0.0757	0.1239	0.0479	0.0213	0.0574	0.1024	0.5589	0.1127	0.0113	0.0135
77 CT	0.0719	0.0884	0.0605	0.1035	0.0339	0.0173	0.0785	0.1178	0.3069	0.1311	0.0054	0.0112
78 RI	0.0752	0.0524	0.0757	0.1239	0.0479	0.0213	0.0574	0.1024	0.5589	0.1127	0.0113	0.0135
79 ME	0.0950	0.0746	0.1579	0.1498	0.0780	0.0489	0.0440	0.0944	0.1796	0.7982	0.0139	0.0294
80 VT	0.0720	0.1621	0.0757	0.1260	0.0383	0.0243	0.0625	0.2914	0.4196	0.2292	0.0158	0.0195

056/84-Mar-21
Ministère des Communications

TABLEAU 4.20

MATRICE DE TRANSFERT SOURCE-RECEPTEUR PRINTEMPS 1980
DEPOT DE SO4 SEC (KG/HA-AN-TGS)
PENDANT LES PERIODES HUMIDES

	1 NEO	2 CEO	3 SWO	4 SEO	5 SUD	6 SBJ	7 PBL	8 NQB	9 OTT	10 ABI	11 NIT	12 CHI	13 LSJ
1 ABI	0.0045	0.0073	0.0019	0.0027	0.0037	0.0058	0.0020	0.0009	0.0081	0.0743	0.0025	0.0057	0.0106
2 CQB	0.0025	0.0016	0.0009	0.0017	0.0023	0.0089	0.0103	0.0028	0.0016	0.0035	0.0597	0.0132	0.0056
3 NQB	0.0003	0.0001	0.0000	0.0004	0.0	0.0007	0.0007	0.0298	0.0008	0.0005	0.0039	0.0025	0.0014
10 NMN	0.0008	0.0003	0.0001	0.0001	0.0000	0.0006	0.0018	0.0013	0.0001	0.0003	0.0012	0.0004	0.0002
11 SMN	0.0016	0.0007	0.0004	0.0002	0.0002	0.0021	0.0017	0.0006	0.0002	0.0008	0.0011	0.0017	0.0006
12 NWO	0.0036	0.0041	0.0017	0.0011	0.0007	0.0033	0.0018	0.0008	0.0006	0.0023	0.0015	0.0019	0.0019
13 NEO	0.0036	0.0509	0.0026	0.0045	0.0052	0.0027	0.0014	0.0006	0.0034	0.0047	0.0015	0.0028	0.0035
14 SUD	0.0009	0.0108	0.0115	0.0168	0.3207	0.0022	0.0010	0.0005	0.0120	0.0066	0.0011	0.0018	0.0033
15 SWO	0.0001	0.0009	0.0444	0.0078	0.0018	0.0010	0.0006	0.0002	0.0030	0.0017	0.0005	0.0013	0.0015
16 SEO	0.0010	0.0017	0.0023	0.0059	0.0055	0.0014	0.0006	0.0003	0.0066	0.0022	0.0010	0.0018	0.0033
17 SLV	0.0012	0.0028	0.0010	0.0026	0.0047	0.0026	0.0010	0.0004	0.0048	0.0044	0.0010	0.0020	0.0063
18 NDA	0.0014	0.0085	0.0026	0.0075	0.0095	0.0047	0.0020	0.0007	0.0083	0.0320	0.0018	0.0042	0.0070
19 GBY	0.0014	0.0012	0.0001	0.0002	0.0003	0.0033	0.0029	0.0013	0.0003	0.0013	0.0035	0.0056	0.0070
20 NBK	0.0006	0.0014	0.0004	0.0014	0.0023	0.0006	0.0005	0.0006	0.0044	0.0011	0.0011	0.0016	0.0017
21 NSP	0.0002	0.0002	0.0003	0.0007	0.0008	0.0001	0.0007	0.0007	0.0012	0.0002	0.0014	0.0013	0.0007
22 NFL	0.0006	0.0003	0.0000	0.0	0.0	0.0008	0.0012	0.0008	0.0	0.0004	0.0011	0.0014	0.0009
50 OHO	0.0001	0.0004	0.0042	0.0025	0.0006	0.0004	0.0004	0.0002	0.0013	0.0010	0.0004	0.0007	0.0009
51 ILL	0.0003	0.0013	0.0037	0.0021	0.0021	0.0008	0.0005	0.0001	0.0016	0.0011	0.0002	0.0005	0.0006
52 PEN	0.0002	0.0008	0.0024	0.0037	0.0020	0.0005	0.0004	0.0002	0.0016	0.0010	0.0005	0.0009	0.0014
53 IND	0.0002	0.0008	0.0031	0.0016	0.0016	0.0008	0.0005	0.0001	0.0012	0.0011	0.0002	0.0004	0.0006
54 KEN	0.0001	0.0006	0.0027	0.0016	0.0006	0.0005	0.0004	0.0002	0.0020	0.0009	0.0002	0.0003	0.0004
55 MCH	0.0002	0.0015	0.0144	0.0037	0.0025	0.0008	0.0006	0.0002	0.0021	0.0012	0.0005	0.0009	0.0014
56 TEN	0.0001	0.0006	0.0019	0.0016	0.0007	0.0001	0.0002	0.0001	0.0016	0.0005	0.0002	0.0002	0.0002
57 MSU	0.0007	0.0010	0.0013	0.0008	0.0008	0.0006	0.0003	0.0001	0.0010	0.0008	0.0002	0.0005	0.0004
58 WVR	0.0002	0.0006	0.0024	0.0020	0.0006	0.0004	0.0002	0.0000	0.0015	0.0008	0.0003	0.0007	0.0010
59 NYK	0.0004	0.0005	0.0015	0.0024	0.0008	0.0010	0.0006	0.0002	0.0009	0.0011	0.0006	0.0015	0.0021
60 ALA	0.0	0.0006	0.0018	0.0010	0.0008	0.0000	0.0	0.0000	0.0004	0.0002	0.0001	0.0000	0.0001
61 WI	0.0016	0.0022	0.0024	0.0024	0.0028	0.0009	0.0005	0.0001	0.0020	0.0014	0.0002	0.0008	0.0012
62 IA	0.0009	0.0018	0.0015	0.0015	0.0022	0.0004	0.0003	0.0001	0.0013	0.0009	0.0001	0.0003	0.0008
63 MIN	0.0009	0.0017	0.0018	0.0019	0.0011	0.0004	0.0002	0.0001	0.0012	0.0011	0.0003	0.0005	0.0008
64 VA	0.0004	0.0009	0.0015	0.0022	0.0014	0.0004	0.0002	0.0001	0.0017	0.0010	0.0002	0.0005	0.0007
65 NC	0.0003	0.0007	0.0016	0.0017	0.0010	0.0004	0.0001	0.0	0.0015	0.0010	0.0003	0.0004	0.0005
66 NH	0.0007	0.0012	0.0009	0.0035	0.0037	0.0013	0.0006	0.0002	0.0034	0.0010	0.0007	0.0010	0.0029
67 GA	0.0000	0.0007	0.0013	0.0014	0.0006	0.0000	0.0	0.0	0.0005	0.0005	0.0000	0.0001	0.0002
68 SC	0.0002	0.0006	0.0019	0.0012	0.0009	0.0000	0.0001	0.0	0.0010	0.0006	0.0001	0.0002	0.0002
69 MD	0.0005	0.0004	0.0013	0.0023	0.0005	0.0004	0.0003	0.0001	0.0022	0.0017	0.0003	0.0007	0.0010
70 DE	0.0005	0.0002	0.0011	0.0022	0.0004	0.0005	0.0003	0.0001	0.0022	0.0014	0.0002	0.0007	0.0010
71 NJ	0.0005	0.0003	0.0013	0.0017	0.0005	0.0005	0.0002	0.0001	0.0013	0.0010	0.0003	0.0008	0.0013
72 DC	0.0005	0.0006	0.0016	0.0026	0.0011	0.0005	0.0003	0.0001	0.0019	0.0015	0.0003	0.0006	0.0009
73 AR	0.0004	0.0005	0.0011	0.0004	0.0007	0.0001	0.0002	0.0000	0.0001	0.0003	0.0002	0.0003	0.0004
74 LA	0.0000	0.0003	0.0009	0.0002	0.0002	0.0	0.0	0.0	0.0	0.0	0.0001	0.0001	0.0001
75 MS	0.0	0.0004	0.0013	0.0004	0.0002	0.0000	0.0	0.0000	0.0002	0.0000	0.0001	0.0001	0.0001
76 MA	0.0003	0.0003	0.0012	0.0014	0.0007	0.0006	0.0006	0.0002	0.0004	0.0005	0.0006	0.0009	0.0020
77 CT	0.0004	0.0004	0.0014	0.0017	0.0009	0.0007	0.0005	0.0002	0.0006	0.0007	0.0005	0.0012	0.0020
78 RI	0.0003	0.0003	0.0012	0.0014	0.0007	0.0006	0.0006	0.0002	0.0004	0.0005	0.0006	0.0009	0.0020
79 ME	0.0005	0.0014	0.0004	0.0014	0.0026	0.0008	0.0008	0.0003	0.0029	0.0009	0.0006	0.0012	0.0016
80 VT	0.0007	0.0014	0.0011	0.0032	0.0045	0.0015	0.0005	0.0003	0.0022	0.0014	0.0006	0.0014	0.0033

068/84-Mai-21
Ministère des Communications

TABLEAU 4.20 (suite)

MATRICE DE TRANSFERT SOURCE-RECEPTEUR PRINTEMPS 1980
DEPOT DE SO4 SEC (KG/HA-AN-TGS)
PENDANT LES PERIODES HUMIDES

	14 GP	15 MTL	16 NB	17 NE	18 ANT	19 TN	20 WNY	21 ENY	22 SNA	23 NNA	24 NDA	25 LAB
1 ABI	0.0029	0.0103	0.0032	0.0016	0.0018	0.0011	0.0019	0.0038	0.0038	0.0039	0.0187	0.0011
2 CQB	0.0056	0.0034	0.0014	0.0008	0.0037	0.0012	0.0007	0.0017	0.0003	0.0012	0.0033	0.0034
3 NQB	0.0009	0.0010	0.0002	0.0002	0.0004	0.0001	0.0004	0.0007	0.0001	0.0002	0.0003	0.0066
10 NMN	0.0003	0.0002	0.0001	0.0001	0.0000	0.0000	0.0001	0.0001	0.0001	0.0001	0.0001	0.0007
11 SMN	0.0004	0.0003	0.0002	0.0001	0.0003	0.0001	0.0002	0.0001	0.0000	0.0002	0.0003	0.0002
12 NWO	0.0007	0.0014	0.0008	0.0003	0.0003	0.0001	0.0007	0.0006	0.0004	0.0009	0.0017	0.0006
13 NEO	0.0016	0.0028	0.0017	0.0011	0.0013	0.0003	0.0011	0.0015	0.0012	0.0018	0.0073	0.0007
14 SUD	0.0017	0.0047	0.0020	0.0013	0.0007	0.0004	0.0031	0.0032	0.0023	0.0034	0.0078	0.0007
15 SWO	0.0009	0.0035	0.0018	0.0014	0.0003	0.0003	0.0186	0.0072	0.0031	0.0029	0.0004	0.0003
16 SEO	0.0015	0.0353	0.0030	0.0028	0.0012	0.0006	0.0022	0.0185	0.0083	0.0052	0.0015	0.0006
17 SLV	0.0027	0.0489	0.0053	0.0038	0.0020	0.0009	0.0008	0.0022	0.0038	0.0122	0.0028	0.0010
18 NDA	0.0020	0.0060	0.0029	0.0019	0.0015	0.0006	0.0027	0.0016	0.0016	0.0034	0.5051	0.0011
19 GBY	0.0796	0.0021	0.0088	0.0049	0.0076	0.0058	0.0	0.0007	0.0011	0.0037	0.0015	0.0024
20 NBK	0.0021	0.0031	0.0541	0.0201	0.0035	0.0027	0.0008	0.0028	0.0052	0.0080	0.0015	0.0013
21 NSP	0.0019	0.0009	0.0038	0.0828	0.0024	0.0048	0.0004	0.0012	0.0018	0.0026	0.0	0.0015
22 NFL	0.0014	0.0004	0.0022	0.0037	0.0020	0.1041	0.0	0.0001	0.0003	0.0011	0.0003	0.0022
50 OHO	0.0005	0.0019	0.0011	0.0014	0.0002	0.0002	0.0057	0.0035	0.0032	0.0015	0.0009	0.0002
51 ILL	0.0002	0.0013	0.0007	0.0008	0.0002	0.0001	0.0032	0.0016	0.0018	0.0010	0.0008	0.0001
52 PEN	0.0008	0.0026	0.0018	0.0018	0.0004	0.0002	0.0081	0.0068	0.0047	0.0024	0.0005	0.0002
53 IND	0.0002	0.0009	0.0003	0.0005	0.0001	0.0001	0.0031	0.0023	0.0018	0.0007	0.0009	0.0000
54 KEN	0.0003	0.0011	0.0007	0.0008	0.0001	0.0001	0.0020	0.0013	0.0015	0.0010	0.0002	0.0001
55 MCH	0.0006	0.0023	0.0013	0.0009	0.0002	0.0001	0.0063	0.0034	0.0018	0.0021	0.0014	0.0002
56 TEN	0.0002	0.0010	0.0007	0.0008	0.0001	0.0001	0.0020	0.0012	0.0010	0.0010	0.0001	0.0000
57 MSU	0.0002	0.0007	0.0003	0.0003	0.0002	0.0000	0.0015	0.0008	0.0006	0.0005	0.0008	0.0000
58 WVR	0.0005	0.0018	0.0011	0.0013	0.0002	0.0002	0.0035	0.0031	0.0022	0.0011	0.0005	0.0001
59 NYK	0.0018	0.0044	0.0016	0.0023	0.0005	0.0007	0.0034	0.0575	0.0160	0.0046	0.0004	0.0003
60 ALA	0.0002	0.0006	0.0006	0.0008	0.0001	0.0001	0.0025	0.0015	0.0010	0.0009	0.0001	0.0001
61 WI	0.0004	0.0016	0.0008	0.0007	0.0001	0.0000	0.0020	0.0015	0.0017	0.0016	0.0011	0.0001
62 IA	0.0002	0.0012	0.0008	0.0003	0.0000	0.0000	0.0013	0.0010	0.0007	0.0008	0.0004	0.0001
63 MIN	0.0002	0.0011	0.0004	0.0002	0.0001	0.0001	0.0009	0.0009	0.0007	0.0009	0.0011	0.0001
64 VA	0.0004	0.0016	0.0011	0.0020	0.0004	0.0004	0.0025	0.0026	0.0024	0.0018	0.0006	0.0001
65 NC	0.0003	0.0011	0.0005	0.0019	0.0001	0.0002	0.0022	0.0019	0.0019	0.0009	0.0007	0.0000
66 NH	0.0022	0.0046	0.0031	0.0039	0.0015	0.0008	0.0018	0.0032	0.0573	0.0152	0.0004	0.0005
67 GA	0.0002	0.0004	0.0004	0.0009	0.0002	0.0002	0.0020	0.0018	0.0016	0.0006	0.0008	0.0000
68 SC	0.0002	0.0011	0.0003	0.0009	0.0001	0.0002	0.0016	0.0019	0.0015	0.0007	0.0009	0.0000
69 MD	0.0007	0.0026	0.0017	0.0021	0.0002	0.0003	0.0024	0.0040	0.0035	0.0022	0.0012	0.0002
70 DE	0.0005	0.0024	0.0016	0.0026	0.0003	0.0004	0.0021	0.0035	0.0030	0.0022	0.0008	0.0002
71 NJ	0.0012	0.0030	0.0019	0.0024	0.0004	0.0004	0.0024	0.0041	0.0063	0.0027	0.0005	0.0002
72 DC	0.0005	0.0024	0.0015	0.0022	0.0003	0.0003	0.0027	0.0033	0.0035	0.0020	0.0018	0.0002
73 AR	0.0001	0.0004	0.0001	0.0002	0.0	0.0000	0.0015	0.0010	0.0009	0.0004	0.0003	0.0
74 LA	0.0001	0.0002	0.0001	0.0002	0.0000	0.0	0.0005	0.0006	0.0006	0.0003	0.0	0.0000
75 MS	0.0001	0.0003	0.0003	0.0006	0.0000	0.0000	0.0017	0.0010	0.0009	0.0006	0.0	0.0000
76 MA	0.0020	0.0017	0.0022	0.0034	0.0012	0.0006	0.0015	0.0031	0.0688	0.0044	0.0003	0.0003
77 CT	0.0019	0.0027	0.0017	0.0027	0.0009	0.0004	0.0021	0.0038	0.0328	0.0045	0.0003	0.0003
78 RI	0.0020	0.0017	0.0022	0.0034	0.0012	0.0006	0.0015	0.0031	0.0688	0.0044	0.0003	0.0003
79 ME	0.0027	0.0023	0.0069	0.0047	0.0021	0.0013	0.0011	0.0026	0.0069	0.1152	0.0004	0.0008
80 VT	0.0019	0.0079	0.0023	0.0034	0.0010	0.0006	0.0017	0.0306	0.0360	0.0107	0.0004	0.0005

056/84-Mai-21
Ministère des Communications

TABLEAU 4.21

MATRICE DE TRANSFERT SOURCE-RECEPTEUR PRINTEMPS 1980
DEPOT DE SOUFRE SEC (KG/HA-AN-TGS)

	1 NEO	2 CEO	3 SWO	4 SEO	5 SUD	6 SBJ	7 PBL	8 NQB	9 OTT	10 ABI	11 NIT	12 CHI	13 LSJ
1 ABI	0.4300	0.6659	0.1200	0.2062	0.2859	0.5879	0.1892	0.0489	0.8162	5.7030	0.2055	0.5495	1.0750
2 CQB	0.1449	0.0672	0.0359	0.0791	0.0944	0.6715	0.8314	0.1664	0.0843	0.1937	4.1840	1.0620	0.3775
3 NQB	0.0123	0.0025	0.0024	0.0193	0.0	0.0359	0.0380	2.2400	0.0407	0.0194	0.2642	0.1329	0.0633
10 NMN	0.0479	0.0149	0.0060	0.0063	0.0024	0.0342	0.1115	0.0930	0.0063	0.0175	0.0630	0.0214	0.0119
11 SMN	0.1164	0.0419	0.0271	0.0110	0.0103	0.1235	0.0932	0.0288	0.0104	0.0432	0.0528	0.0881	0.0271
12 NWO	0.3357	0.3938	0.1310	0.0770	0.0573	0.2143	0.1313	0.0438	0.0377	0.1521	0.0881	0.1086	0.1064
13 NEO	0.4238	4.7150	0.2566	0.4227	0.6123	0.2452	0.1172	0.0362	0.2891	0.4964	0.1140	0.2212	0.2868
14 SUD	0.0718	1.2510	1.3920	1.9430	23.8500	0.2277	0.1081	0.0267	1.4470	0.7780	0.0819	0.1502	0.2901
15 SWO	0.0075	0.0988	4.1020	0.8830	0.2008	0.0729	0.0421	0.0138	0.2950	0.1420	0.0383	0.0934	0.1147
16 SEO	0.0848	0.1512	0.1847	0.7046	0.5482	0.1149	0.0542	0.0165	0.7887	0.2491	0.0892	0.1968	0.3726
17 SLV	0.0964	0.2196	0.0600	0.2207	0.3401	0.2537	0.0866	0.0220	0.4981	0.5048	0.0762	0.2238	0.7240
18 NDA	0.1274	0.8562	0.1983	0.6992	0.9419	0.4797	0.1905	0.0401	0.8083	2.7860	0.1317	0.3678	0.6396
19 GBY	0.0878	0.0531	0.0051	0.0062	0.0128	0.2291	0.2336	0.0762	0.0148	0.0743	0.3086	0.5788	0.6997
20 NBK	0.0325	0.0601	0.0140	0.0606	0.0925	0.0340	0.0334	0.0313	0.2158	0.0618	0.0766	0.1196	0.1367
21 NSP	0.0095	0.0074	0.0097	0.0324	0.0383	0.0070	0.0316	0.0378	0.0635	0.0118	0.0773	0.0928	0.0466
22 NFL	0.0256	0.0103	0.0014	0.0	0.0	0.0384	0.0622	0.0542	0.0	0.0162	0.0712	0.0803	0.0478
50 OHO	0.0073	0.0393	0.4777	0.2751	0.0693	0.0333	0.0274	0.0093	0.1253	0.0886	0.0204	0.0558	0.0784
51 ILL	0.0205	0.1132	0.3518	0.1603	0.1874	0.0562	0.0341	0.0042	0.1029	0.0730	0.0083	0.0248	0.0352
52 PEN	0.0170	0.0612	0.2120	0.3841	0.1689	0.0274	0.0231	0.0097	0.1715	0.0923	0.0360	0.0714	0.1234
53 IND	0.0120	0.0691	0.3182	0.1338	0.1455	0.0609	0.0358	0.0045	0.0851	0.0802	0.0078	0.0236	0.0369
54 KEN	0.0104	0.0469	0.2637	0.1355	0.0393	0.0326	0.0232	0.0082	0.1546	0.0620	0.0087	0.0180	0.0294
55 MCH	0.0161	0.1681	1.6240	0.3747	0.2853	0.0666	0.0431	0.0106	0.1785	0.1068	0.0279	0.0584	0.0835
56 TEN	0.0049	0.0487	0.1653	0.1278	0.0458	0.0097	0.0086	0.0030	0.1232	0.0426	0.0119	0.0140	0.0174
57 MSU	0.0456	0.0696	0.0990	0.0494	0.0550	0.0465	0.0153	0.0041	0.0627	0.0508	0.0117	0.0224	0.0211
58 WVR	0.0127	0.0564	0.2209	0.2068	0.0620	0.0274	0.0131	0.0023	0.1597	0.0696	0.0209	0.0478	0.0915
59 NYK	0.0326	0.0281	0.1079	0.2359	0.0554	0.0766	0.0337	0.0105	0.0847	0.1206	0.0356	0.1278	0.2209
60 ALA	0.0	0.0413	0.1322	0.0737	0.0611	0.0020	0.0	0.0004	0.0369	0.0129	0.0042	0.0026	0.0071
61 WI	0.1260	0.2211	0.2014	0.1746	0.2586	0.0608	0.0269	0.0053	0.1338	0.0907	0.0117	0.0430	0.0653
62 IA	0.0698	0.1452	0.1177	0.1035	0.1677	0.0210	0.0141	0.0034	0.0841	0.0560	0.0069	0.0127	0.0401
63 MIN	0.0685	0.1307	0.1245	0.1151	0.0930	0.0218	0.0091	0.0065	0.0790	0.0682	0.0156	0.0283	0.0408
64 VA	0.0266	0.0660	0.1047	0.2083	0.1257	0.0211	0.0102	0.0046	0.1773	0.0999	0.0122	0.0455	0.0683
65 NC	0.0180	0.0465	0.1195	0.1623	0.0878	0.0205	0.0033	0.0	0.1418	0.0900	0.0158	0.0268	0.0472
66 NH	0.0544	0.0935	0.0605	0.3303	0.3121	0.1196	0.0452	0.0137	0.3259	0.0931	0.0632	0.0959	0.3275
67 GA	0.0031	0.0490	0.0899	0.0992	0.0439	0.0019	0.0	0.0	0.0398	0.0405	0.0021	0.0068	0.0124
68 SC	0.0102	0.0420	0.1305	0.0953	0.0720	0.0026	0.0026	0.0	0.0832	0.0421	0.0037	0.0126	0.0164
69 MD	0.0362	0.0273	0.0903	0.1935	0.0289	0.0232	0.0127	0.0042	0.2121	0.1572	0.0226	0.0520	0.0812
70 DE	0.0316	0.0133	0.0843	0.1817	0.0188	0.0276	0.0154	0.0043	0.2068	0.1370	0.0186	0.0544	0.0875
71 NJ	0.0358	0.0152	0.0979	0.1265	0.0280	0.0448	0.0138	0.0051	0.1464	0.0956	0.0241	0.0728	0.1207
72 DC	0.0387	0.0408	0.1075	0.2330	0.0777	0.0254	0.0129	0.0047	0.1882	0.1404	0.0258	0.0490	0.0769
73 AR	0.0191	0.0360	0.0785	0.0280	0.0542	0.0105	0.0090	0.0019	0.0073	0.0205	0.0070	0.0158	0.0221
74 LA	0.0019	0.0193	0.0564	0.0139	0.0112	0.0	0.0	0.0	0.0	0.0	0.0023	0.0031	0.0070
75 MS	0.0	0.0287	0.0858	0.0263	0.0207	0.0017	0.0	0.0007	0.0097	0.0018	0.0047	0.0059	0.0044
76 MA	0.0251	0.0195	0.0796	0.1261	0.0395	0.0481	0.0389	0.0092	0.0245	0.0486	0.0405	0.0653	0.2058
77 CT	0.0350	0.0224	0.0992	0.1446	0.0565	0.0598	0.0267	0.0089	0.0465	0.0715	0.0320	0.0997	0.2024
78 RI	0.0251	0.0195	0.0796	0.1261	0.0395	0.0481	0.0389	0.0092	0.0245	0.0486	0.0405	0.0653	0.2058
79 ME	0.0403	0.0975	0.0195	0.0954	0.1548	0.0673	0.0619	0.0178	0.2434	0.0878	0.0481	0.1147	0.1697
80 VT	0.0586	0.1133	0.0789	0.3342	0.4468	0.1355	0.0367	0.0151	0.2220	0.1314	0.0464	0.1506	0.3732

066/84-Mai-21

Ministère des Communications

TABLEAU 4.21 (suite)

MATRICE DE TRANSFERT SOURCE-RECEPTEUR PRINTEMPS 1980
DEPOT DE SOUFRE SEC (KG/HA-AN-TGS)

	14 GP	15 MTL	16 NB	17 NE	18 ANT	19 TN	20 WNY	21 ENY	22 SNA	23 NNA	24 NDA	25 LAB
1 ABI	0.2255	1.0290	0.2220	0.0941	0.1141	0.0548	0.1311	0.2873	0.2620	0.3161	1.8790	0.0695
2 CQB	0.3378	0.1795	0.0635	0.0340	0.1767	0.0499	0.0248	0.0812	0.0127	0.0533	0.1620	0.1819
3 NQB	0.0403	0.0499	0.0089	0.0064	0.0167	0.0063	0.0192	0.0262	0.0040	0.0076	0.0084	0.4612
10 NMN	0.0125	0.0084	0.0032	0.0031	0.0010	0.0010	0.0031	0.0035	0.0028	0.0054	0.0065	0.0354
11 SMN	0.0204	0.0146	0.0078	0.0055	0.0155	0.0038	0.0086	0.0052	0.0020	0.0087	0.0177	0.0105
12 NWO	0.0382	0.0870	0.0396	0.0156	0.0168	0.0056	0.0408	0.0345	0.0234	0.0475	0.1438	0.0327
13 NEO	0.1077	0.2172	0.0994	0.0566	0.0783	0.0149	0.0918	0.1336	0.0911	0.1194	0.8641	0.0401
14 SUD	0.1118	0.4817	0.1354	0.0782	0.0401	0.0199	0.3430	0.3349	0.2269	0.2676	0.9318	0.0432
15 SWO	0.0534	0.3435	0.1300	0.0888	0.0124	0.0145	2.0980	0.7848	0.2920	0.2638	0.0398	0.0192
16 SEO	0.1012	3.0600	0.2467	0.1839	0.0719	0.0308	0.1853	2.0510	0.9888	0.5680	0.1723	0.0384
17 SLV	0.2409	4.1860	0.5446	0.3001	0.1452	0.0441	0.0489	0.2085	0.4336	1.4050	0.2839	0.0702
18 NDA	0.1411	0.4868	0.1795	0.1032	0.0792	0.0290	0.2188	0.1152	0.1083	0.2246	31.8200	0.0608
19 GBY	6.8320	0.1220	0.9001	0.3888	0.6966	0.4319	0.0	0.0324	0.0489	0.2653	0.0810	0.1802
20 NBK	0.1708	0.2049	4.5720	2.1220	0.2785	0.1666	0.0319	0.1972	0.4156	0.8577	0.0925	0.0873
21 NSP	0.1629	0.0619	0.3548	7.1170	0.1905	0.3311	0.0210	0.0627	0.1154	0.1962	0.0	0.1121
22 NFL	0.1212	0.0146	0.1906	0.3611	0.1822	8.6260	0.0	0.0074	0.0196	0.0634	0.0131	0.2196
50 OHO	0.0261	0.1733	0.0646	0.0749	0.0091	0.0116	0.6391	0.3532	0.2622	0.1039	0.0833	0.0071
51 ILL	0.0112	0.0805	0.0341	0.0362	0.0097	0.0058	0.2505	0.1048	0.0926	0.0573	0.0914	0.0038
52 PEN	0.0471	0.2703	0.1194	0.1080	0.0178	0.0097	0.9061	0.7727	0.4863	0.2138	0.0424	0.0122
53 IND	0.0084	0.0603	0.0132	0.0249	0.0051	0.0047	0.2928	0.1728	0.1235	0.0420	0.0828	0.0020
54 KEN	0.0152	0.0834	0.0391	0.0452	0.0072	0.0043	0.1850	0.0927	0.1003	0.0663	0.0109	0.0033
55 MCH	0.0310	0.1773	0.0814	0.0500	0.0115	0.0038	0.6227	0.2786	0.1328	0.1480	0.1599	0.0075
56 TEN	0.0093	0.0770	0.0380	0.0446	0.0059	0.0051	0.1491	0.0893	0.0690	0.0658	0.0094	0.0020
57 MSU	0.0079	0.0386	0.0123	0.0124	0.0083	0.0009	0.0980	0.0411	0.0315	0.0227	0.0640	0.0011
58 WVR	0.0320	0.1950	0.0726	0.0735	0.0105	0.0104	0.3879	0.3200	0.2142	0.0974	0.0435	0.0066
59 NYK	0.1482	0.5051	0.1481	0.1796	0.0280	0.0373	0.3727	4.9420	1.7070	0.5223	0.0259	0.0197
60 ALA	0.0070	0.0444	0.0331	0.0408	0.0046	0.0030	0.1834	0.1185	0.0715	0.0611	0.0048	0.0022
61 WI	0.0247	0.0975	0.0375	0.0308	0.0052	0.0010	0.1591	0.0963	0.0963	0.0809	0.0779	0.0032
62 IA	0.0113	0.0736	0.0377	0.0148	0.0017	0.0011	0.0873	0.0599	0.0372	0.0407	0.0226	0.0020
63 MIN	0.0104	0.0636	0.0176	0.0097	0.0035	0.0031	0.0493	0.0421	0.0311	0.0439	0.0749	0.0053
64 VA	0.0263	0.1572	0.0812	0.1283	0.0182	0.0203	0.2596	0.2685	0.2391	0.1689	0.0474	0.0084
65 NC	0.0173	0.1082	0.0370	0.1122	0.0039	0.0134	0.2217	0.1677	0.1746	0.0754	0.0565	0.0025
66 NH	0.1901	0.5208	0.3475	0.3721	0.1176	0.0516	0.1655	0.3449	4.8870	1.5560	0.0255	0.0371
67 GA	0.0098	0.0305	0.0276	0.0567	0.0069	0.0126	0.1525	0.1314	0.1066	0.0454	0.0642	0.0012
68 SC	0.0094	0.0829	0.0223	0.0588	0.0072	0.0135	0.1138	0.1396	0.1132	0.0485	0.0604	0.0022
69 MD	0.0522	0.2478	0.1271	0.1400	0.0134	0.0146	0.2220	0.4120	0.3729	0.2010	0.1328	0.0097
70 DE	0.0400	0.2184	0.1124	0.1908	0.0189	0.0304	0.1932	0.3574	0.2985	0.1851	0.0763	0.0089
71 NJ	0.0959	0.3208	0.1609	0.1721	0.0252	0.0302	0.2236	0.4559	0.7130	0.2565	0.0323	0.0131
72 DC	0.0363	0.2145	0.1100	0.1448	0.0175	0.0163	0.2701	0.3337	0.3838	0.1816	0.1654	0.0098
73 AR	0.0056	0.0236	0.0070	0.0091	0.0	0.0010	0.1025	0.0619	0.0487	0.0226	0.0256	0.0
74 LA	0.0054	0.0108	0.0060	0.0097	0.0011	0.0	0.0283	0.0358	0.0322	0.0115	0.0	0.0008
75 MS	0.0043	0.0200	0.0139	0.0263	0.0011	0.0011	0.1219	0.0648	0.0548	0.0305	0.0	0.0008
76 MA	0.1610	0.1858	0.2319	0.3083	0.0928	0.0428	0.1105	0.3329	5.8760	0.4984	0.0307	0.0207
77 CT	0.1592	0.2957	0.1649	0.2266	0.0602	0.0291	0.1824	0.4173	2.9200	0.5060	0.0338	0.0192
78 RI	0.1610	0.1858	0.2319	0.3083	0.0928	0.0428	0.1105	0.3329	5.8760	0.4984	0.0307	0.0207
79 ME	0.2554	0.2459	0.7870	0.5133	0.1860	0.1007	0.0830	0.2522	0.7908	9.4220	0.0267	0.0650
80 VT	0.1619	0.8863	0.2432	0.2855	0.0611	0.0363	0.1653	2.7430	3.4420	1.2100	0.0296	0.0328

056/84-Mai-21
Ministère des Communications

TABLEAU 4.22

MATRICE DE TRANSFERT SOURCE-RECEPTEUR PRINTEMPS 1980
DEPOT DE SO2 HUMIDE (KG/HA-AN-TGS)

	1 NEO	2 CEO	3 SWO	4 SEO	5 SUD	6 SBJ	7 PBL	8 NQB	9 OTT	10 ABI	11 NIT	12 CHI	13 LSJ
1 ABI	0.7429	1.0590	0.1214	0.2624	0.3650	1.1960	0.3174	0.0452	1.7530	15.9600	0.2832	0.9585	2.2410
2 CQB	0.2547	0.0907	0.0446	0.1120	0.1234	1.5630	2.3210	0.2992	0.1340	0.3258	13.2100	2.8110	0.7660
3 NQB	0.0168	0.0024	0.0035	0.0315	0.0	0.0534	0.0617	7.1250	0.0622	0.0247	0.5398	0.2126	0.0899
10 NMN	0.0301	0.0084	0.0032	0.0031	0.0013	0.0210	0.0739	0.0679	0.0033	0.0093	0.0364	0.0118	0.0061
11 SMN	0.0890	0.0268	0.0175	0.0059	0.0057	0.0773	0.0539	0.0146	0.0055	0.0246	0.0279	0.0481	0.0130
12 NWO	0.3361	0.4093	0.1046	0.0562	0.0526	0.1464	0.0981	0.0245	0.0253	0.1060	0.0561	0.0653	0.0635
13 NEO	0.6306	11.2800	0.2790	0.4290	0.9070	0.2355	0.1017	0.0228	0.2633	0.5905	0.0890	0.1843	0.2452
14 SUD	0.0607	2.5240	2.4270	3.9210	47.1400	0.2588	0.1338	0.0165	2.4070	1.1650	0.0622	0.1345	0.2735
15 SWO	0.0041	0.1194	9.1020	1.2910	0.2888	0.0526	0.0329	0.0088	0.3185	0.1263	0.0298	0.0708	0.0924
16 SEO	0.0807	0.1534	0.1639	1.2240	0.6309	0.1073	0.0510	0.0091	1.4950	0.3520	0.0841	0.2501	0.5303
17 SLV	0.0927	0.2036	0.0415	0.2210	0.2856	0.2950	0.0944	0.0138	0.6465	0.7826	0.0714	0.3278	1.3740
18 NDA	0.1927	1.7330	0.2474	1.1490	1.7650	1.0160	0.3216	0.0359	1.4670	7.7150	0.1601	0.5493	1.0230
19 GBY	0.0840	0.0376	0.0029	0.0036	0.0079	0.2319	0.2743	0.0667	0.0109	0.0637	0.4076	0.9449	1.0800
20 NBK	0.0250	0.0408	0.0077	0.0403	0.0587	0.0284	0.0302	0.0249	0.1620	0.0525	0.0795	0.1348	0.1586
21 NSP	0.0062	0.0047	0.0057	0.0245	0.0272	0.0062	0.0228	0.0305	0.0523	0.0089	0.0658	0.0982	0.0462
22 NFL	0.0178	0.0063	0.0007	0.0	0.0	0.0296	0.0479	0.0557	0.0	0.0110	0.0670	0.0701	0.0396
50 OHO	0.0046	0.0368	0.7338	0.3564	0.0870	0.0292	0.0214	0.0052	0.1335	0.0868	0.0119	0.0442	0.0675
51 ILL	0.0142	0.1033	0.3540	0.1236	0.1732	0.0427	0.0214	0.0022	0.0658	0.0493	0.0043	0.0136	0.0195
52 PEN	0.0119	0.0470	0.1968	0.4475	0.1464	0.0161	0.0134	0.0051	0.2214	0.0926	0.0287	0.0610	0.1130
53 IND	0.0063	0.0598	0.3670	0.1150	0.1452	0.0494	0.0255	0.0023	0.0627	0.0595	0.0038	0.0130	0.0238
54 KEN	0.0087	0.0368	0.2839	0.1211	0.0282	0.0233	0.0152	0.0041	0.1234	0.0462	0.0043	0.0119	0.0214
55 MCH	0.0112	0.2364	2.8250	0.4168	0.4044	0.0612	0.0331	0.0057	0.1576	0.1003	0.0162	0.0376	0.0516
56 TEN	0.0034	0.0383	0.1510	0.1051	0.0327	0.0064	0.0047	0.0014	0.0979	0.0386	0.0059	0.0085	0.0133
57 MSU	0.0292	0.0492	0.0744	0.0328	0.0385	0.0351	0.0083	0.0019	0.0389	0.0347	0.0057	0.0109	0.0105
58 WVR	0.0080	0.0530	0.2180	0.2354	0.0694	0.0180	0.0078	0.0014	0.1965	0.0653	0.0127	0.0345	0.0927
59 NYK	0.0249	0.0167	0.0818	0.2470	0.0373	0.0582	0.0194	0.0055	0.0921	0.1468	0.0217	0.1115	0.2602
60 ALA	0.0	0.0292	0.0988	0.0585	0.0478	0.0011	0.0	0.0001	0.0322	0.0090	0.0018	0.0016	0.0050
61 WI	0.1058	0.2449	0.1802	0.1273	0.2587	0.0407	0.0134	0.0025	0.0918	0.0617	0.0061	0.0238	0.0360
62 IA	0.0540	0.1245	0.0945	0.0740	0.1316	0.0117	0.0064	0.0014	0.0542	0.0347	0.0033	0.0061	0.0208
63 MIN	0.0570	0.1043	0.0859	0.0700	0.0846	0.0120	0.0046	0.0035	0.0512	0.0440	0.0078	0.0146	0.0214
64 VA	0.0199	0.0511	0.0770	0.2082	0.1149	0.0128	0.0051	0.0027	0.2004	0.1023	0.0090	0.0399	0.0700
65 NC	0.0103	0.0337	0.0892	0.1696	0.0797	0.0109	0.0013	0.0	0.1424	0.0837	0.0098	0.0195	0.0439
66 NH	0.0437	0.0753	0.0400	0.3360	0.2755	0.1178	0.0348	0.0076	0.3403	0.0898	0.0561	0.0993	0.4872
67 GA	0.0020	0.0345	0.0612	0.0745	0.0311	0.0009	0.0	0.0	0.0318	0.0311	0.0010	0.0037	0.0099
68 SC	0.0064	0.0286	0.0912	0.0781	0.0627	0.0014	0.0012	0.0	0.0726	0.0315	0.0020	0.0100	0.0135
69 MD	0.0246	0.0175	0.0646	0.1727	0.0163	0.0122	0.0060	0.0021	0.2237	0.1528	0.0184	0.0415	0.0716
70 DE	0.0207	0.0078	0.0648	0.1601	0.0098	0.0165	0.0078	0.0024	0.2125	0.1415	0.0142	0.0450	0.0780
71 NJ	0.0270	0.0075	0.0742	0.0988	0.0144	0.0382	0.0084	0.0026	0.1875	0.1004	0.0175	0.0663	0.1203
72 DC	0.0298	0.0271	0.0748	0.2185	0.0534	0.0139	0.0063	0.0024	0.2075	0.1371	0.0195	0.0437	0.0694
73 AR	0.0105	0.0277	0.0571	0.0214	0.0436	0.0077	0.0048	0.0008	0.0080	0.0170	0.0031	0.0077	0.0119
74 LA	0.0013	0.0124	0.0372	0.0099	0.0058	0.0	0.0	0.0	0.0	0.0	0.0009	0.0013	0.0035
75 MS	0.0	0.0221	0.0593	0.0168	0.0231	0.0008	0.0	0.0003	0.0050	0.0010	0.0019	0.0027	0.0022
76 MA	0.0188	0.0118	0.0560	0.1197	0.0231	0.0372	0.0246	0.0049	0.0171	0.0512	0.0291	0.0510	0.2289
77 CT	0.0303	0.0128	0.0734	0.1265	0.0348	0.0498	0.0156	0.0045	0.0349	0.0887	0.0215	0.0868	0.2286
78 RI	0.0188	0.0118	0.0560	0.1197	0.0231	0.0372	0.0246	0.0049	0.0171	0.0512	0.0291	0.0510	0.2289
79 ME	0.0317	0.0668	0.0105	0.0648	0.0934	0.0566	0.0525	0.0106	0.2154	0.0942	0.0411	0.1160	0.2186
80 VT	0.0514	0.0972	0.0573	0.3853	0.4856	0.1345	0.0260	0.0084	0.2465	0.1290	0.0353	0.1842	0.5392

056/84-Mai-21
Ministère des Communications

TABLEAU 4.22 (suite)

MATRICE DE TRANSFERT SOURCE-RECEPTEUR PRINTEMPS 1980
DEPOT DE SO2 HUMIDE (KG/HA-AN-TGS)

	14 GP	15 MTL	16 NB	17 NE	18 ANT	19 TN	20 WNY	21 ENY	22 SNA	23 NNA	24 NDA	25 LAB
1 ABI	0.2902	1.9690	0.2540	0.0881	0.1217	0.0447	0.1500	0.3541	0.2958	0.4290	4.2810	0.0702
2 CQB	0.6108	0.2888	0.0881	0.0437	0.2591	0.0646	0.0294	0.1224	0.0185	0.0750	0.2451	0.2989
3 NQB	0.0564	0.0735	0.0109	0.0075	0.0206	0.0101	0.0283	0.0331	0.0061	0.0112	0.0093	0.9674
10 NMN	0.0062	0.0043	0.0017	0.0016	0.0004	0.0005	0.0017	0.0017	0.0012	0.0026	0.0033	0.0196
11 SMN	0.0114	0.0070	0.0035	0.0025	0.0081	0.0016	0.0051	0.0025	0.0009	0.0040	0.0105	0.0052
12 NWO	0.0228	0.0549	0.0205	0.0074	0.0096	0.0025	0.0269	0.0206	0.0139	0.0269	0.1324	0.0189
13 NEO	0.0765	0.1791	0.0596	0.0311	0.0487	0.0078	0.0813	0.1310	0.0738	0.0844	1.3070	0.0243
14 SUD	0.0784	0.5433	0.0965	0.0491	0.0231	0.0114	0.4437	0.4005	0.2444	0.2245	1.7210	0.0267
15 SWO	0.0315	0.3649	0.0987	0.0584	0.0059	0.0072	3.6240	1.0220	0.2923	0.2526	0.0396	0.0110
16 SEO	0.0744	7.7190	0.2199	0.1300	0.0446	0.0169	0.1703	4.4650	1.7530	0.7533	0.2568	0.0250
17 SLV	0.2533	10.3300	0.7018	0.2744	0.1240	0.0255	0.0336	0.2377	0.6600	2.7600	0.3539	0.0588
18 NDA	0.1617	0.6533	0.1816	0.0921	0.0695	0.0221	0.2924	0.1385	0.1193	0.2435	69.9700	0.0571
19 GBY	16.1000	0.1050	1.4480	0.4565	0.9578	0.4728	0.0	0.0221	0.0350	0.2755	0.0644	0.1964
20 NBK	0.2003	0.2017	10.6600	4.4550	0.3250	0.1532	0.0212	0.2025	0.4869	1.6780	0.0844	0.0870
21 NSP	0.2007	0.0612	0.4916	16.7900	0.2209	0.3354	0.0179	0.0514	0.1078	0.2209	0.0	0.1230
22 NFL	0.1566	0.0094	0.2457	0.5501	0.2486	19.7600	0.0	0.0072	0.0175	0.0567	0.0085	0.3339
50 OHO	0.0131	0.1697	0.0391	0.0418	0.0042	0.0060	0.9127	0.3900	0.2258	0.0756	0.0855	0.0033
51 ILL	0.0053	0.0525	0.0166	0.0171	0.0041	0.0023	0.2011	0.0679	0.0477	0.0322	0.1199	0.0017
52 PEN	0.0285	0.3217	0.0827	0.0641	0.0090	0.0053	1.5940	1.1100	0.5563	0.2008	0.0347	0.0062
53 IND	0.0042	0.0397	0.0070	0.0133	0.0023	0.0020	0.2993	0.1313	0.0847	0.0265	0.0875	0.0009
54 KEN	0.0074	0.0640	0.0235	0.0268	0.0037	0.0021	0.1767	0.0700	0.0701	0.0443	0.0069	0.0014
55 MCH	0.0165	0.1378	0.0505	0.0267	0.0061	0.0018	0.6796	0.2384	0.0999	0.1050	0.2238	0.0036
56 TEN	0.0044	0.0644	0.0222	0.0256	0.0026	0.0023	0.1153	0.0664	0.0474	0.0430	0.0082	0.0009
57 MSU	0.0036	0.0216	0.0060	0.0059	0.0034	0.0004	0.0639	0.0215	0.0161	0.0109	0.0546	0.0004
58 WVR	0.0192	0.2368	0.0479	0.0412	0.0052	0.0050	0.5084	0.3710	0.2220	0.0943	0.0359	0.0034
59 NYK	0.1267	0.7730	0.1457	0.1421	0.0169	0.0214	0.5008	10.7900	3.3320	0.7418	0.0191	0.0125
60 ALA	0.0032	0.0318	0.0179	0.0209	0.0018	0.0015	0.1363	0.0957	0.0505	0.0432	0.0024	0.0008
61 WI	0.0136	0.0587	0.0179	0.0138	0.0025	0.0004	0.1289	0.0635	0.0538	0.0401	0.0557	0.0014
62 IA	0.0052	0.0442	0.0186	0.0067	0.0007	0.0004	0.0616	0.0344	0.0197	0.0216	0.0124	0.0008
63 MIN	0.0050	0.0355	0.0081	0.0041	0.0022	0.0015	0.0271	0.0207	0.0140	0.0212	0.0502	0.0025
64 VA	0.0170	0.1686	0.0611	0.0844	0.0094	0.0115	0.3002	0.3009	0.2564	0.1653	0.0370	0.0047
65 NC	0.0108	0.1126	0.0266	0.0685	0.0023	0.0093	0.2472	0.1527	0.1692	0.0674	0.0452	0.0013
66 NH	0.1716	0.7690	0.4663	0.3786	0.0915	0.0352	0.1658	0.4421	10.5900	3.2020	0.0178	0.0268
67 GA	0.0054	0.0250	0.0197	0.0351	0.0032	0.0070	0.1181	0.0961	0.0723	0.0345	0.0498	0.0006
68 SC	0.0055	0.0620	0.0150	0.0388	0.0038	0.0085	0.0848	0.1037	0.0877	0.0332	0.0421	0.0010
69 MD	0.0399	0.2506	0.1005	0.0930	0.0077	0.0081	0.2223	0.4822	0.4553	0.2000	0.1690	0.0056
70 DE	0.0313	0.2142	0.0828	0.1425	0.0120	0.0208	0.1946	0.4127	0.3205	0.1643	0.0793	0.0048
71 NJ	0.0776	0.4075	0.1391	0.1241	0.0170	0.0227	0.2229	0.6270	1.0730	0.2658	0.0232	0.0080
72 DC	0.0259	0.2068	0.0839	0.0968	0.0112	0.0100	0.2963	0.3692	0.4904	0.1749	0.1605	0.0058
73 AR	0.0026	0.0132	0.0033	0.0039	0.0	0.0004	0.0698	0.0379	0.0274	0.0122	0.0229	0.0
74 LA	0.0024	0.0056	0.0027	0.0041	0.0004	0.0	0.0178	0.0201	0.0164	0.0052	0.0	0.0003
75 MS	0.0019	0.0129	0.0070	0.0125	0.0004	0.0004	0.0892	0.0430	0.0337	0.0165	0.0	0.0003
76 MA	0.1360	0.2425	0.2687	0.2983	0.0714	0.0341	0.0845	0.4051	12.7400	0.7687	0.0321	0.0127
77 CT	0.1388	0.3684	0.1728	0.1954	0.0427	0.0195	0.1659	0.5443	6.4910	0.7058	0.0652	0.0131
78 RI	0.1360	0.2425	0.2687	0.2983	0.0714	0.0341	0.0845	0.4051	12.7400	0.7687	0.0321	0.0127
79 ME	0.2646	0.3026	1.3200	0.6522	0.1733	0.0819	0.0622	0.2599	1.2160	18.9900	0.0204	0.0564
80 VT	0.1429	1.5800	0.2931	0.2539	0.0391	0.0218	0.1688	6.1010	7.5300	2.1090	0.0221	0.0220

056/84-Mai-21
Ministère des Communications

TABLEAU 4.23

MATRICE DE TRANSFERT SOURCE-RECEPTEUR PRINTEMPS 1980
DEPOT DE SO4 HUMIDE (KG/HA-AN-TGS)

	1 NEO	2 CEO	3 SWO	4 SEO	5 SUD	6 SBJ	7 PBL	8 NQB	9 OTT	10 ABI	11 NIT	12 CHI	13 LSJ
1 ABI	0.4662	0.7569	0.2006	0.2779	0.3841	0.6040	0.2084	0.0896	0.8358	6.7590	0.2591	0.5929	1.1010
2 CQB	0.2568	0.1633	0.0973	0.1811	0.2388	0.9206	1.0630	0.2879	0.1676	0.3606	5.4630	1.3700	0.5778
3 NQB	0.0295	0.0093	0.0051	0.0371	0.0	0.0773	0.0736	2.9400	0.0847	0.0509	0.4019	0.2622	0.1441
10 NMN	0.0830	0.0289	0.0124	0.0140	0.0049	0.0608	0.1825	0.1382	0.0136	0.0361	0.1193	0.0425	0.0256
11 SMN	0.1653	0.0713	0.0454	0.0227	0.0202	0.2145	0.1763	0.0625	0.0217	0.0831	0.1101	0.1770	0.0626
12 NWO	0.3742	0.4259	0.1785	0.1143	0.0689	0.3404	0.1906	0.0860	0.0610	0.2368	0.1501	0.1969	0.1947
13 NEO	0.3717	4.8350	0.2680	0.4660	0.5379	0.2828	0.1477	0.0623	0.3492	0.4869	0.1587	0.2895	0.3667
14 SUD	0.0928	1.1150	1.1950	1.7320	21.7000	0.2304	0.1034	0.0473	1.2430	0.6811	0.1172	0.1842	0.3401
15 SWO	0.0142	0.0967	4.3600	0.8065	0.1840	0.1067	0.0574	0.0229	0.3093	0.1727	0.0524	0.1306	0.1519
16 SEO	0.1021	0.1726	0.2361	0.6110	0.5677	0.1406	0.0659	0.0333	0.6898	0.2279	0.1082	0.1908	0.3398
17 SLV	0.1220	0.2873	0.1048	0.2695	0.4879	0.2740	0.0985	0.0423	0.4980	0.4617	0.0986	0.2094	0.6486
18 NDA	0.1497	0.8803	0.2717	0.7789	0.9869	0.4912	0.2091	0.0762	0.8570	3.1980	0.1847	0.4361	0.7244
19 GBY	0.1401	0.1210	0.0147	0.0175	0.0348	0.3443	0.3023	0.1344	0.0322	0.1346	0.3596	0.5861	0.7298
20 NBK	0.0666	0.1443	0.0439	0.1491	0.2414	0.0633	0.0569	0.0618	0.4574	0.1128	0.1121	0.1610	0.1788
21 NSP	0.0240	0.0192	0.0283	0.0683	0.0872	0.0121	0.0705	0.0732	0.1204	0.0250	0.1410	0.1332	0.0717
22 NFL	0.0595	0.0284	0.0043	0.0	0.0	0.0788	0.1277	0.0800	0.0	0.0387	0.1160	0.1421	0.0901
50 OHO	0.0122	0.0457	0.4339	0.2605	0.0665	0.0409	0.0373	0.0173	0.1327	0.0996	0.0363	0.0748	0.0979
51 ILL	0.0310	0.1348	0.3880	0.2206	0.2209	0.0786	0.0569	0.0082	0.1688	0.1136	0.0166	0.0471	0.0663
52 PEN	0.0257	0.0846	0.2488	0.3837	0.2100	0.0488	0.0415	0.0192	0.1627	0.1020	0.0480	0.0900	0.1464
53 IND	0.0238	0.0861	0.3198	0.1674	0.1615	0.0803	0.0528	0.0090	0.1223	0.1145	0.0168	0.0446	0.0600
54 KEN	0.0132	0.0636	0.2770	0.1640	0.0577	0.0481	0.0371	0.0171	0.2066	0.0881	0.0182	0.0285	0.0427
55 MCH	0.0242	0.1548	1.4950	0.3852	0.2623	0.0788	0.0595	0.0205	0.2184	0.1242	0.0501	0.0950	0.1411
56 TEN	0.0074	0.0658	0.1967	0.1662	0.0678	0.0154	0.0165	0.0067	0.1651	0.0510	0.0250	0.0242	0.0241
57 MSU	0.0746	0.1037	0.1395	0.0783	0.0829	0.0652	0.0293	0.0090	0.1058	0.0781	0.0250	0.0476	0.0438
58 WVR	0.0211	0.0656	0.2471	0.2096	0.0635	0.0438	0.0232	0.0043	0.1549	0.0810	0.0358	0.0699	0.1004
59 NYK	0.0452	0.0492	0.1509	0.2527	0.0865	0.1070	0.0610	0.0207	0.0884	0.1177	0.0611	0.1578	0.2193
60 ALA	0.0	0.0615	0.1872	0.0989	0.0830	0.0040	0.0	0.0010	0.0455	0.0194	0.0104	0.0045	0.0107
61 WI	0.1608	0.2278	0.2437	0.2531	0.2863	0.0955	0.0560	0.0119	0.2052	0.1404	0.0233	0.0810	0.1235
62 IA	0.0957	0.1821	0.1564	0.1529	0.2274	0.0392	0.0320	0.0087	0.1367	0.0945	0.0151	0.0276	0.0805
63 MIN	0.0881	0.1744	0.1897	0.1978	0.1111	0.0411	0.0189	0.0127	0.1277	0.1108	0.0323	0.0567	0.0806
64 VA	0.0377	0.0907	0.1506	0.2307	0.1495	0.0364	0.0214	0.0083	0.1805	0.1087	0.0174	0.0560	0.0743
65 NC	0.0329	0.0677	0.1695	0.1740	0.1050	0.0400	0.0083	0.0	0.1566	0.1056	0.0268	0.0390	0.0554
66 NH	0.0722	0.1237	0.0961	0.3612	0.3820	0.1340	0.0622	0.0258	0.3496	0.1059	0.0771	0.1036	0.2983
67 GA	0.0048	0.0736	0.1389	0.1399	0.0652	0.0042	0.0	0.0	0.0531	0.0559	0.0045	0.0130	0.0166
68 SC	0.0169	0.0647	0.1967	0.1242	0.0891	0.0050	0.0057	0.0	0.1028	0.0596	0.0071	0.0170	0.0213
69 MD	0.0559	0.0448	0.1332	0.2346	0.0533	0.0458	0.0274	0.0087	0.2261	0.1780	0.0296	0.0696	0.0995
70 DE	0.0505	0.0237	0.1163	0.2228	0.0373	0.0480	0.0314	0.0081	0.2245	0.1481	0.0259	0.0704	0.1063
71 NJ	0.0503	0.0322	0.1368	0.1723	0.0562	0.0563	0.0238	0.0105	0.1393	0.1022	0.0350	0.0870	0.1340
72 DC	0.0533	0.0645	0.1627	0.2712	0.1188	0.0481	0.0273	0.0097	0.1946	0.1583	0.0360	0.0595	0.0924
73 AR	0.0363	0.0498	0.1141	0.0388	0.0718	0.0151	0.0176	0.0046	0.0077	0.0265	0.0160	0.0335	0.0429
74 LA	0.0028	0.0315	0.0898	0.0205	0.0226	0.0	0.0	0.0	0.0	0.0	0.0062	0.0077	0.0144
75 MS	0.0	0.0395	0.1307	0.0432	0.0213	0.0037	0.0	0.0018	0.0193	0.0031	0.0120	0.0133	0.0092
76 MA	0.0355	0.0339	0.1192	0.1455	0.0706	0.0661	0.0644	0.0178	0.0369	0.0519	0.0595	0.0889	0.2115
77 CT	0.0435	0.0410	0.1419	0.1782	0.0959	0.0768	0.0476	0.0183	0.0656	0.0690	0.0498	0.1234	0.2061
78 RI	0.0355	0.0339	0.1192	0.1455	0.0706	0.0661	0.0644	0.0178	0.0369	0.0519	0.0595	0.0889	0.2115
79 ME	0.0546	0.1498	0.0380	0.1478	0.2682	0.0858	0.0785	0.0313	0.2971	0.0924	0.0605	0.1259	0.1610
80 VT	0.0720	0.1422	0.1147	0.3360	0.4663	0.1510	0.0546	0.0282	0.2285	0.1477	0.0647	0.1466	0.3416

0661/86-Mai-21
Ministère des Communications

TABLEAU 4.23 (suite)

MATRICE DE TRANSFERT SOURCE-RECEPTEUR PRINTEMPS 1980
DEPOT DE SO4 HUMIDE (KG/HA-AN-TGS)

	14 GP	15 MTL	16 NB	17 NE	18 ANT	19 TN	20 WNY	21 ENY	22 SNA	23 NNA	24 NDA	25 LAB
1 ABI	0.3010	1.0710	0.3292	0.1703	0.1812	0.1151	0.1946	0.3980	0.3934	0.4033	1.9360	0.1165
2 CQB	0.5809	0.3518	0.1493	0.0878	0.3874	0.1282	0.0713	0.1719	0.0283	0.1230	0.3414	0.3477
3 NQB	0.0938	0.1087	0.0244	0.0190	0.0456	0.0124	0.0416	0.0690	0.0086	0.0168	0.0264	0.6853
10 NMN	0.0278	0.0183	0.0067	0.0068	0.0027	0.0020	0.0061	0.0080	0.0071	0.0126	0.0140	0.0702
11 SMN	0.0399	0.0335	0.0195	0.0136	0.0329	0.0103	0.0156	0.0117	0.0045	0.0212	0.0326	0.0234
12 NWO	0.0698	0.1498	0.0841	0.0362	0.0322	0.0140	0.0674	0.0630	0.0431	0.0919	0.1719	0.0619
13 NEO	0.1645	0.2871	0.1809	0.1132	0.1373	0.0314	0.1136	0.1516	0.1225	0.1831	0.7544	0.0720
14 SUD	0.1730	0.4900	0.2062	0.1356	0.0761	0.0381	0.3199	0.3273	0.2387	0.3480	0.8058	0.0761
15 SWO	0.0947	0.3642	0.1815	0.1414	0.0270	0.0305	1.9280	0.7417	0.3232	0.3021	0.0443	0.0349
16 SEO	0.1541	3.3250	0.3143	0.2903	0.1292	0.0630	0.2297	1.9060	0.8576	0.5368	0.1542	0.0657
17 SLV	0.2819	4.4800	0.5470	0.3976	0.2051	0.0929	0.0856	0.2285	0.3992	1.2680	0.2916	0.1010
18 NDA	0.2089	0.6269	0.3002	0.1964	0.1534	0.0655	0.2828	0.1633	0.1666	0.3509	32.2100	0.1096
19 GBY	7.0320	0.2196	0.9181	0.5032	0.7863	0.5985	0.0	0.0775	0.1099	0.3881	0.1602	0.2508
20 NBK	0.2212	0.3172	4.6720	2.0720	0.3624	0.2780	0.0784	0.2918	0.5388	0.8307	0.1560	0.1333
21 NSP	0.2016	0.0953	0.3982	7.3310	0.2494	0.4970	0.0384	0.1197	0.1892	0.2645	0.0	0.1550
22 NFL	0.1438	0.0370	0.2266	0.3796	0.2070	8.7000	0.0	0.0118	0.0339	0.1091	0.0332	0.2311
50 OHO	0.0544	0.1951	0.1116	0.1398	0.0207	0.0234	0.5865	0.3648	0.3277	0.1508	0.0905	0.0162
51 ILL	0.0244	0.1295	0.0731	0.0793	0.0234	0.0149	0.3328	0.1696	0.1867	0.1062	0.0861	0.0090
52 PEN	0.0815	0.2667	0.1815	0.1901	0.0364	0.0186	0.8369	0.7082	0.4911	0.2488	0.0554	0.0247
53 IND	0.0174	0.0961	0.0261	0.0485	0.0119	0.0114	0.3191	0.2411	0.1896	0.0695	0.0882	0.0045
54 KEN	0.0327	0.1152	0.0679	0.0793	0.0147	0.0092	0.2123	0.1302	0.1511	0.1042	0.0181	0.0080
55 MCH	0.0605	0.2426	0.1372	0.0974	0.0228	0.0086	0.6482	0.3501	0.1869	0.2198	0.1474	0.0162
56 TEN	0.0202	0.0988	0.0678	0.0811	0.0139	0.0116	0.2048	0.1273	0.1056	0.1057	0.0116	0.0050
57 MSU	0.0180	0.0721	0.0262	0.0275	0.0208	0.0025	0.1577	0.0818	0.0640	0.0487	0.0805	0.0029
58 WVR	0.0557	0.1903	0.1154	0.1368	0.0218	0.0226	0.3656	0.3206	0.2310	0.1107	0.0564	0.0133
59 NYK	0.1863	0.4589	0.1662	0.2417	0.0484	0.0678	0.3480	5.1690	1.6510	0.4799	0.0371	0.0326
60 ALA	0.0158	0.0655	0.0637	0.0828	0.0119	0.0066	0.2612	0.1567	0.1068	0.0912	0.0099	0.0057
61 WI	0.0464	0.1693	0.0816	0.0712	0.0111	0.0028	0.2097	0.1534	0.1796	0.1698	0.1150	0.0076
62 IA	0.0252	0.1280	0.0790	0.0340	0.0043	0.0030	0.1305	0.1086	0.0730	0.0799	0.0426	0.0052
63 MIN	0.0223	0.1188	0.0397	0.0237	0.0060	0.0069	0.0935	0.0887	0.0719	0.0944	0.1172	0.0119
64 VA	0.0426	0.1656	0.1143	0.2046	0.0367	0.0374	0.2605	0.2746	0.2518	0.1901	0.0645	0.0155
65 NC	0.0292	0.1163	0.0542	0.1921	0.0071	0.0204	0.2276	0.1999	0.1981	0.0913	0.0753	0.0050
66 NH	0.2283	0.4750	0.3246	0.4069	0.1605	0.0796	0.1831	0.3281	5.0740	1.5570	0.0383	0.0543
67 GA	0.0185	0.0399	0.0407	0.0956	0.0157	0.0236	0.2091	0.1899	0.1654	0.0632	0.0879	0.0029
68 SC	0.0167	0.1173	0.0347	0.0936	0.0143	0.0223	0.1617	0.1989	0.1551	0.0745	0.0911	0.0048
69 MD	0.0724	0.2722	0.1711	0.2215	0.0245	0.0274	0.2456	0.4105	0.3630	0.2235	0.1267	0.0178
70 DE	0.0544	0.2456	0.1612	0.2705	0.0312	0.0465	0.2128	0.3589	0.3141	0.2254	0.0821	0.0170
71 NJ	0.1264	0.3064	0.2003	0.2521	0.0394	0.0424	0.2483	0.4225	0.6487	0.2767	0.0475	0.0224
72 DC	0.0536	0.2444	0.1531	0.2276	0.0285	0.0277	0.2801	0.3441	0.3656	0.2070	0.1874	0.0172
73 AR	0.0127	0.0439	0.0151	0.0217	0.0	0.0028	0.1584	0.1057	0.0900	0.0435	0.0310	0.0
74 LA	0.0129	0.0215	0.0138	0.0236	0.0032	0.0	0.0472	0.0666	0.0659	0.0265	0.0	0.0021
75 MS	0.0100	0.0324	0.0288	0.0576	0.0030	0.0026	0.1760	0.1027	0.0933	0.0589	0.0	0.0022
76 MA	0.2045	0.1754	0.2324	0.3502	0.1281	0.0572	0.1534	0.3246	6.1020	0.4526	0.0329	0.0350
77 CT	0.1970	0.2850	0.1765	0.2829	0.0896	0.0455	0.2177	0.3941	3.1080	0.4671	0.0325	0.0296
78 RI	0.2045	0.1754	0.2324	0.3502	0.1281	0.0572	0.1534	0.3246	6.1020	0.4526	0.0329	0.0350
79 ME	0.2756	0.2384	0.7187	0.4902	0.2177	0.1321	0.1172	0.2733	0.7183	9.1210	0.0371	0.0806
80 VT	0.1981	0.8222	0.2384	0.3472	0.1000	0.0631	0.1803	2.9210	3.6130	1.1150	0.0419	0.0513

056/86-Mai-21
Ministère des Communications

TABLEAU 4.24

MATRICE DE TRANSFERT SOURCE-RECEPTEUR PRINTEMPS 1980
DEPOT DE SOUFRE HUM. (KG/HA-AN-TGS)

	1 NEO	2 CEO	3 SWO	4 SEO	5 SUD	6 SBJ	7 PBL	8 NQB	9 OTT	10 ABI	11 NIT	12 CHI	13 LSJ
1 ABI	0.5269	0.7817	0.1276	0.2238	0.3105	0.7991	0.2282	0.0525	1.1550	10.2300	0.2280	0.6769	1.4880
2 CQB	0.2130	0.0998	0.0547	0.1163	0.1413	1.0880	1.5150	0.2456	0.1229	0.2831	8.4260	1.8620	0.5756
3 NQB	0.0183	0.0043	0.0035	0.0281	0.0	0.0525	0.0554	4.5430	0.0594	0.0293	0.4038	0.1937	0.0930
10 NMN	0.0427	0.0139	0.0057	0.0062	0.0023	0.0308	0.0978	0.0800	0.0062	0.0167	0.0580	0.0201	0.0116
11 SMN	0.0996	0.0372	0.0239	0.0105	0.0096	0.1102	0.0857	0.0281	0.0100	0.0400	0.0506	0.0831	0.0274
12 NWO	0.2928	0.3466	0.1118	0.0662	0.0492	0.1867	0.1126	0.0409	0.0330	0.1319	0.0781	0.0983	0.0966
13 NEO	0.4392	7.2500	0.2288	0.3698	0.6328	0.2120	0.1001	0.0322	0.2480	0.4575	0.0974	0.1886	0.2448
14 SUD	0.0613	1.6340	1.6120	2.5380	30.8000	0.2062	0.1014	0.0240	1.6180	0.8097	0.0702	0.1287	0.2501
15 SWO	0.0068	0.0919	6.0040	0.9144	0.2057	0.0619	0.0356	0.0120	0.2623	0.1207	0.0324	0.0789	0.0969
16 SEO	0.0744	0.1342	0.1607	0.8156	0.5047	0.1005	0.0475	0.0157	0.9776	0.2520	0.0781	0.1886	0.3784
17 SLV	0.0870	0.1975	0.0557	0.2003	0.3055	0.2388	0.0800	0.0210	0.4892	0.5452	0.0686	0.2337	0.9033
18 NDA	0.1462	1.1600	0.2143	0.8343	1.2120	0.6718	0.2305	0.0434	1.0190	4.9230	0.1416	0.4200	0.7530
19 GBY	0.0887	0.0591	0.0064	0.0077	0.0155	0.2307	0.2379	0.0782	0.0162	0.0767	0.3237	0.6678	0.7833
20 NBK	0.0347	0.0685	0.0185	0.0699	0.1098	0.0353	0.0340	0.0331	0.2335	0.0639	0.0771	0.1211	0.1389
21 NSP	0.0111	0.0088	0.0123	0.0350	0.0426	0.0071	0.0349	0.0397	0.0663	0.0128	0.0799	0.0935	0.0470
22 NFL	0.0287	0.0126	0.0018	0.0	0.0	0.0411	0.0665	0.0545	0.0	0.0184	0.0721	0.0824	0.0499
50 OHO	0.0063	0.0336	0.5115	0.2650	0.0657	0.0282	0.0231	0.0084	0.1110	0.0766	0.0181	0.0471	0.0664
51 ILL	0.0175	0.0966	0.3063	0.1354	0.1602	0.0475	0.0297	0.0039	0.0892	0.0625	0.0077	0.0225	0.0318
52 PEN	0.0145	0.0517	0.1813	0.3516	0.1432	0.0243	0.0205	0.0090	0.1649	0.0803	0.0304	0.0605	0.1053
53 IND	0.0111	0.0586	0.2901	0.1133	0.1264	0.0515	0.0304	0.0042	0.0721	0.0679	0.0075	0.0214	0.0319
54 KEN	0.0088	0.0396	0.2343	0.1152	0.0334	0.0277	0.0200	0.0078	0.1305	0.0524	0.0082	0.0154	0.0250
55 MCH	0.0137	0.1698	1.9110	0.3368	0.2896	0.0569	0.0364	0.0097	0.1516	0.0915	0.0248	0.0505	0.0728
56 TEN	0.0041	0.0411	0.1410	0.1079	0.0389	0.0084	0.0079	0.0030	0.1040	0.0363	0.0113	0.0123	0.0147
57 MSU	0.0395	0.0592	0.0837	0.0425	0.0469	0.0393	0.0139	0.0040	0.0547	0.0434	0.0112	0.0214	0.0199
58 WVR	0.0110	0.0484	0.1913	0.1875	0.0559	0.0236	0.0116	0.0021	0.1499	0.0597	0.0183	0.0406	0.0799
59 NYK	0.0275	0.0248	0.0912	0.2077	0.0475	0.0648	0.0300	0.0097	0.0755	0.1126	0.0312	0.1084	0.2032
60 ALA	0.0	0.0351	0.1118	0.0622	0.0516	0.0019	0.0	0.0004	0.0313	0.0110	0.0044	0.0023	0.0061
61 WI	0.1065	0.1984	0.1714	0.1480	0.2248	0.0522	0.0254	0.0052	0.1143	0.0776	0.0108	0.0389	0.0592
62 IA	0.0589	0.1230	0.0994	0.0879	0.1416	0.0189	0.0139	0.0036	0.0727	0.0488	0.0067	0.0122	0.0372
63 MIN	0.0579	0.1103	0.1062	0.1009	0.0793	0.0197	0.0086	0.0060	0.0682	0.0589	0.0147	0.0262	0.0376
64 VA	0.0225	0.0558	0.0887	0.1810	0.1073	0.0185	0.0097	0.0041	0.1604	0.0874	0.0103	0.0386	0.0598
65 NC	0.0161	0.0394	0.1011	0.1428	0.0749	0.0188	0.0034	0.0	0.1234	0.0770	0.0138	0.0228	0.0404
66 NH	0.0459	0.0789	0.0520	0.2884	0.2651	0.1036	0.0381	0.0124	0.2867	0.0802	0.0537	0.0842	0.3430
67 GA	0.0026	0.0417	0.0769	0.0839	0.0373	0.0019	0.0	0.0	0.0336	0.0342	0.0020	0.0062	0.0105
68 SC	0.0088	0.0359	0.1112	0.0804	0.0611	0.0024	0.0025	0.0	0.0705	0.0356	0.0034	0.0107	0.0138
69 MD	0.0309	0.0237	0.0767	0.1646	0.0259	0.0214	0.0122	0.0039	0.1872	0.1357	0.0191	0.0439	0.0690
70 DE	0.0272	0.0118	0.0712	0.1543	0.0173	0.0243	0.0144	0.0039	0.1811	0.1201	0.0157	0.0459	0.0744
71 NJ	0.0303	0.0145	0.0827	0.1068	0.0260	0.0379	0.0121	0.0048	0.1402	0.0842	0.0204	0.0621	0.1048
72 DC	0.0327	0.0351	0.0916	0.1997	0.0663	0.0230	0.0123	0.0044	0.1686	0.1213	0.0218	0.0417	0.0655
73 AR	0.0173	0.0304	0.0666	0.0237	0.0457	0.0089	0.0083	0.0019	0.0065	0.0173	0.0069	0.0151	0.0202
74 LA	0.0016	0.0167	0.0485	0.0118	0.0104	0.0	0.0	0.0	0.0	0.0	0.0025	0.0032	0.0065
75 MS	0.0	0.0242	0.0732	0.0228	0.0186	0.0016	0.0	0.0007	0.0089	0.0016	0.0049	0.0058	0.0042
76 MA	0.0212	0.0172	0.0677	0.1083	0.0351	0.0406	0.0338	0.0084	0.0208	0.0429	0.0344	0.0552	0.1850
77 CT	0.0296	0.0201	0.0840	0.1227	0.0494	0.0505	0.0237	0.0084	0.0393	0.0673	0.0274	0.0845	0.1830
78 RI	0.0212	0.0172	0.0677	0.1083	0.0351	0.0406	0.0338	0.0084	0.0208	0.0429	0.0344	0.0552	0.1850
79 ME	0.0340	0.0833	0.0179	0.0817	0.1361	0.0569	0.0524	0.0157	0.2068	0.0779	0.0407	0.1000	0.1630
80 VT	0.0497	0.0960	0.0669	0.3046	0.3982	0.1176	0.0312	0.0136	0.1994	0.1137	0.0392	0.1410	0.3835

066/84-Mai-21
Ministère des Communications

TABLEAU 4.24 (suite)

MATRICE DE TRANSFERT SOURCE-RECEPTEUR PRINTEMPS 1980
DEPOT DE SOUFRE HUM. (KG/HA-AN-TGS)

	14 GP	15 MTL	16 NB	17 NE	18 ANT	19 TN	20 WNY	21 ENY	22 SNA	23 NNA	24 NDA	25 LAB
1 ABI	0.2454	1.3410	0.2367	0.1008	0.1212	0.0607	0.1399	0.3097	0.2790	0.3490	2.7860	0.0739
2 CQB	0.4990	0.2617	0.0938	0.0511	0.2586	0.0750	0.0385	0.1185	0.0186	0.0785	0.2363	0.2653
3 NQB	0.0595	0.0730	0.0136	0.0101	0.0255	0.0092	0.0280	0.0396	0.0059	0.0112	0.0135	0.7121
10 NMN	0.0124	0.0082	0.0031	0.0031	0.0011	0.0009	0.0029	0.0035	0.0030	0.0055	0.0063	0.0332
11 SMN	0.0190	0.0147	0.0082	0.0058	0.0150	0.0042	0.0078	0.0052	0.0020	0.0090	0.0161	0.0104
12 NWO	0.0347	0.0774	0.0383	0.0158	0.0155	0.0059	0.0359	0.0313	0.0213	0.0441	0.1235	0.0301
13 NEO	0.0931	0.1852	0.0901	0.0533	0.0701	0.0144	0.0785	0.1160	0.0777	0.1033	0.9047	0.0362
14 SUD	0.0969	0.4350	0.1169	0.0697	0.0369	0.0184	0.3285	0.3094	0.2018	0.2282	1.1290	0.0387
15 SWO	0.0473	0.3039	0.1098	0.0764	0.0120	0.0138	2.4540	0.7581	0.2539	0.2270	0.0345	0.0171
16 SEO	0.0885	4.9680	0.2147	0.1618	0.0654	0.0295	0.1617	2.8680	1.1620	0.5556	0.1798	0.0344
17 SLV	0.2206	6.6560	0.5332	0.2697	0.1304	0.0437	0.0454	0.1950	0.4630	1.8030	0.2741	0.0631
18 NDA	0.1505	0.5356	0.1908	0.1115	0.0859	0.0329	0.2405	0.1237	0.1152	0.2387	45.7200	0.0651
19 GBY	10.3900	0.1257	1.0300	0.3960	0.7410	0.4359	0.0	0.0369	0.0541	0.2671	0.0856	0.1818
20 NBK	0.1739	0.2066	6.8890	2.9180	0.2833	0.1693	0.0367	0.1985	0.4231	1.1160	0.0942	0.0879
21 NSP	0.1675	0.0624	0.3785	10.8400	0.1936	0.3334	0.0218	0.0656	0.1170	0.1986	0.0	0.1132
22 NFL	0.1262	0.0171	0.1984	0.4016	0.1933	12.7800	0.0	0.0075	0.0200	0.0647	0.0153	0.2440
50 OHO	0.0247	0.1499	0.0567	0.0675	0.0090	0.0108	0.6518	0.3166	0.2221	0.0881	0.0729	0.0070
51 ILL	0.0108	0.0694	0.0326	0.0350	0.0099	0.0062	0.2115	0.0905	0.0861	0.0515	0.0886	0.0038
52 PEN	0.0414	0.2498	0.1019	0.0954	0.0166	0.0088	1.0760	0.7909	0.4419	0.1833	0.0358	0.0114
53 IND	0.0079	0.0519	0.0122	0.0228	0.0051	0.0048	0.2560	0.1460	0.1055	0.0364	0.0731	0.0020
54 KEN	0.0146	0.0704	0.0344	0.0399	0.0067	0.0041	0.1591	0.0784	0.0854	0.0569	0.0095	0.0034
55 MCH	0.0284	0.1498	0.0710	0.0458	0.0106	0.0037	0.5558	0.2359	0.1123	0.1258	0.1611	0.0072
56 TEN	0.0089	0.0651	0.0337	0.0399	0.0059	0.0050	0.1259	0.0756	0.0589	0.0567	0.0080	0.0021
57 MSU	0.0078	0.0348	0.0117	0.0121	0.0086	0.0010	0.0845	0.0380	0.0294	0.0217	0.0541	0.0012
58 WVR	0.0282	0.1818	0.0624	0.0662	0.0099	0.0100	0.3761	0.2924	0.1880	0.0840	0.0367	0.0061
59 NYK	0.1254	0.5395	0.1282	0.1516	0.0246	0.0333	0.3664	7.1180	2.2160	0.5309	0.0219	0.0171
60 ALA	0.0069	0.0377	0.0302	0.0380	0.0049	0.0029	0.1552	0.1000	0.0608	0.0520	0.0045	0.0023
61 WI	0.0223	0.0858	0.0361	0.0306	0.0049	0.0011	0.1344	0.0829	0.0868	0.0766	0.0662	0.0032
62 IA	0.0110	0.0648	0.0357	0.0147	0.0018	0.0012	0.0743	0.0534	0.0342	0.0374	0.0204	0.0021
63 MIN	0.0099	0.0573	0.0173	0.0099	0.0031	0.0030	0.0447	0.0399	0.0310	0.0421	0.0642	0.0052
64 VA	0.0227	0.1395	0.0686	0.1104	0.0170	0.0182	0.2370	0.2420	0.2121	0.1460	0.0400	0.0075
65 NC	0.0151	0.0951	0.0314	0.0983	0.0035	0.0115	0.1994	0.1430	0.1506	0.0641	0.0477	0.0023
66 NH	0.1619	0.5428	0.3413	0.3249	0.0993	0.0441	0.1439	0.3304	6.9860	2.1200	0.0217	0.0315
67 GA	0.0089	0.0258	0.0234	0.0494	0.0068	0.0114	0.1288	0.1114	0.0913	0.0383	0.0542	0.0012
68 SC	0.0083	0.0701	0.0191	0.0506	0.0067	0.0117	0.0963	0.1181	0.0956	0.0414	0.0514	0.0021
69 MD	0.0441	0.2160	0.1073	0.1203	0.0120	0.0132	0.1930	0.3779	0.3487	0.1745	0.1267	0.0087
70 DE	0.0338	0.1890	0.0951	0.1614	0.0164	0.0259	0.1682	0.3260	0.2650	0.1573	0.0670	0.0081
71 NJ	0.0810	0.3059	0.1363	0.1461	0.0216	0.0255	0.1942	0.4543	0.7527	0.2251	0.0274	0.0115
72 DC	0.0308	0.1849	0.0930	0.1243	0.0151	0.0142	0.2415	0.2993	0.3671	0.1564	0.1427	0.0086
73 AR	0.0055	0.0212	0.0067	0.0092	0.0	0.0011	0.0877	0.0542	0.0437	0.0206	0.0218	0.0
74 LA	0.0055	0.0100	0.0060	0.0099	0.0013	0.0	0.0246	0.0322	0.0302	0.0114	0.0	0.0008
75 MS	0.0043	0.0173	0.0131	0.0254	0.0012	0.0011	0.1033	0.0557	0.0479	0.0279	0.0	0.0009
76 MA	0.1362	0.1797	0.2118	0.2659	0.0784	0.0361	0.0933	0.3107	8.4020	0.5352	0.0270	0.0180
77 CT	0.1351	0.2792	0.1452	0.1920	0.0512	0.0249	0.1555	0.4035	4.2810	0.5086	0.0434	0.0164
78 RI	0.1362	0.1797	0.2118	0.2659	0.0784	0.0361	0.0933	0.3107	8.4020	0.5352	0.0270	0.0180
79 ME	0.2242	0.2308	0.8996	0.4895	0.1592	0.0850	0.0702	0.2211	0.8476	12.5400	0.0225	0.0551
80 VT	0.1375	1.0640	0.2260	0.2427	0.0529	0.0319	0.1445	4.0240	4.9700	1.4260	0.0250	0.0281

066/84-Mai-21
Ministère des Communications

TABLEAU 4.25

MATRICE DE TRANSFERT SOURCE-RECEPTEUR ETE 1980
CONCENTRATION DE SO2 SEC (UG/M3-TGS)

	1 NEO	2 CEO	3 SWO	4 SEO	5 SUD	6 SBJ	7 PBL	8 NQB	9 OTT	10 ABI	11 NIT	12 CHI	13 LSJ
1 ABI	0.1150	0.1808	0.0900	0.3468	0.1465	0.1792	0.0253	0.0846	1.3900	5.3370	0.2525	0.6322	2.3500
2 CQB	0.0122	0.0080	0.0134	0.0470	0.0027	0.2513	0.1837	0.3209	0.0935	0.1280	3.0260	1.8640	0.6072
3 NQB	0.0404	0.0036	0.0098	0.0243	0.0034	0.1806	0.3822	1.8540	0.0302	0.0651	0.2573	0.1669	0.0851
10 NMN	0.0993	0.0423	0.0124	0.0094	0.0111	0.0413	0.1147	0.0555	0.0065	0.0240	0.0479	0.0155	0.0120
11 SMN	0.2528	0.1160	0.0174	0.0190	0.0232	0.1791	0.0811	0.0270	0.0235	0.1220	0.0550	0.0865	0.0479
12 NWO	0.7307	0.4701	0.0822	0.0625	0.0970	0.5617	0.2342	0.0600	0.0345	0.4378	0.1628	0.3489	0.3362
13 NEO	0.9070	6.1650	0.4869	0.3450	0.8053	0.4998	0.2252	0.0599	0.2932	1.1840	0.2212	0.5108	0.7307
14 SUD	0.1483	0.8941	2.3300	5.7910	42.0700	0.0889	0.0591	0.0265	4.6020	1.5470	0.1019	0.2336	0.7032
15 SWO	0.0	0.0	12.3900	3.3290	0.0	0.0365	0.0	0.0	0.6811	0.1367	0.0	0.0540	0.1455
16 SEO	0.0	0.0	0.0472	0.0772	0.0	0.0032	0.0046	0.0035	0.3439	0.2089	0.0504	0.0720	0.3751
17 SLV	0.0	0.0	0.0	0.0274	0.0	0.0086	0.0034	0.0194	0.1487	0.1673	0.0561	0.1302	0.8852
18 NDA	0.1411	0.4598	0.3766	1.0370	0.7799	0.2144	0.1282	0.0788	0.8073	3.3370	0.2117	0.5083	1.6380
19 GBY	0.0	0.0	0.0	0.0	0.0	0.0123	0.0182	0.0617	0.0	0.0	0.0676	0.1418	0.3313
20 NBK	0.0	0.0	0.0	0.0	0.0	0.0	0.0007	0.0129	0.0	0.0	0.0423	0.0833	0.0656
21 NSP	0.0	0.0	0.0	0.0	0.0	0.0	0.0011	0.0159	0.0	0.0	0.0214	0.0254	0.0332
22 NFL	0.0	0.0	0.0	0.0	0.0	0.0033	0.0086	0.0253	0.0	0.0	0.0077	0.0030	0.0
50 OHO	0.0	0.0	0.5888	0.2951	0.0	0.0	0.0	0.0	0.0411	0.0	0.0	0.0	0.0241
51 ILL	0.0488	0.2878	1.3240	0.5787	0.3899	0.0219	0.0196	0.0036	0.3379	0.1298	0.0102	0.0098	0.0605
52 PEN	0.0	0.0	0.0	0.0904	0.0	0.0	0.0	0.0	0.0597	0.0159	0.0	0.0236	0.0316
53 IND	0.0	0.1247	1.0700	0.4029	0.1896	0.0	0.0	0.0	0.1928	0.0450	0.0	0.0030	0.0185
54 KEN	0.0	0.0	0.2702	0.0913	0.0660	0.0	0.0	0.0	0.0714	0.0180	0.0	0.0	0.0111
55 MCH	0.0443	0.2023	4.3780	1.7700	0.3741	0.0171	0.0	0.0029	0.8369	0.2001	0.0090	0.0219	0.1224
56 TEN	0.0	0.0365	0.1412	0.0323	0.0678	0.0	0.0	0.0	0.0290	0.0153	0.0	0.0	0.0
57 MSU	0.0313	0.1464	0.4392	0.1444	0.0951	0.0279	0.0098	0.0027	0.0446	0.0494	0.0098	0.0178	0.0197
58 WVR	0.0	0.0	0.0576	0.0387	0.0	0.0	0.0	0.0	0.0081	0.0	0.0	0.0073	0.0163
59 NYK	0.0	0.0	0.0	0.0372	0.0	0.0	0.0	0.0	0.0881	0.1005	0.0218	0.0393	0.0631
60 ALA	0.0	0.0	0.0264	0.0066	0.0	0.0	0.0	0.0	0.0	0.0	0.0	0.0	0.0
61 WI	0.0954	0.8324	0.9892	0.6786	1.1290	0.0314	0.0636	0.0201	0.5465	0.3558	0.0175	0.0833	0.2115
62 IA	0.1323	0.3390	0.4742	0.2253	0.3691	0.1077	0.0340	0.0096	0.1887	0.1458	0.0396	0.0566	0.0758
63 MIN	0.2034	0.3608	0.2179	0.1528	0.3261	0.1582	0.1004	0.0051	0.1687	0.1858	0.0388	0.0812	0.0619
64 VA	0.0	0.0	0.0	0.0	0.0	0.0	0.0	0.0	0.0	0.0	0.0	0.0	0.0
65 NC	0.0	0.0	0.0566	0.0396	0.0	0.0	0.0	0.0	0.0	0.0	0.0	0.0	0.0
66 NH	0.0	0.0	0.0	0.0	0.0	0.0074	0.0	0.0014	0.0466	0.0514	0.0465	0.0679	0.1458
67 GA	0.0	0.0	0.0204	0.0	0.0	0.0	0.0	0.0	0.0	0.0	0.0	0.0	C.0
68 SC	0.0	0.0	0.0506	0.0142	0.0	0.0	0.0	0.0	0.0	0.0	0.0	0.0	0.0
69 MD	0.0	0.0	0.0	0.0193	0.0	0.0	0.0	0.0	0.0457	0.0349	0.0	0.0095	0.0206
70 DE	0.0	0.0	0.0	0.0168	0.0	0.0	0.0	0.0	0.0379	0.0373	0.0	0.0124	0.0221
71 NJ	0.0	0.0	0.0	0.0296	0.0	0.0	0.0	0.0	0.0779	0.0686	0.0175	0.0243	0.0619
72 DC	0.0	0.0	0.0	0.0134	0.0	0.0	0.0	0.0	0.0345	0.0237	0.0	0.0100	0.0182
73 AR	0.0078	0.0294	0.0878	0.0358	0.0082	0.0	0.0	0.0	0.0	0.0041	0.0	0.0	0.0
74 LA	0.0	0.0	0.0	0.0	0.0	0.0	0.0	0.0	0.0	0.0	0.0	0.0	0.0
75 MS	0.0	0.0	0.0	0.0	0.0	0.0	0.0	0.0	0.0	0.0	0.0	0.0	0.0
76 MA	0.0	0.0	0.0	0.0110	0.0	0.0	0.0	0.0011	0.0393	0.0362	0.0238	0.0412	0.1034
77 CT	0.0	0.0	0.0	0.0259	0.0	0.0	0.0	0.0	0.0606	0.0562	0.0227	0.0410	0.0910
78 RI	0.0	0.0	0.0	0.0110	0.0	0.0	0.0	0.0011	0.0393	0.0362	0.0238	0.0412	0.1034
79 ME	0.0	0.0	0.0	0.0	0.0	0.0	0.0	0.0098	0.0	0.0	0.0502	0.0778	0.0779
80 VT	0.0	0.0	0.0	0.0347	0.0	0.0062	0.0	0.0029	0.1080	0.0939	0.0572	0.0745	0.1907

086/84-Mai-21
Ministère des Communications

TABLEAU 4.25 (suite)

MATRICE DE TRANSFERT SOURCE-RECEPTEUR ETE 1980
CONCENTRATION DE SO2 SEC (UG/M3-TGS)

	14 GP	15 MTL	16 NB	17 NE	18 ANT	19 TN	20 WNY	21 ENY	22 SNA	23 NNA	24 NDA	25 LAB
1 ABI	0.4808	1.6730	0.5077	0.1708	0.3174	0.0888	0.1721	0.5674	0.3468	0.5910	0.6038	0.1925
2 CQB	0.3957	0.4007	0.0728	0.0412	0.2786	0.0653	0.0315	0.1727	0.0364	0.0840	0.0184	0.3527
3 NQB	0.0132	0.0548	0.0023	0.0006	0.0192	0.0030	0.0015	0.0200	0.0007	0.0071	0.0565	0.1551
10 NMN	0.0110	0.0112	0.0018	0.0020	0.0068	0.0028	0.0039	0.0052	0.0048	0.0031	0.0136	0.0149
11 SMN	0.0354	0.0296	0.0138	0.0076	0.0246	0.0081	0.0041	0.0046	0.0057	0.0175	0.0564	0.0128
12 NWO	0.1269	0.0716	0.0659	0.0260	0.0727	0.0073	0.0150	0.0184	0.0127	0.0508	0.4339	0.0635
13 NEO	0.2436	0.3513	0.2573	0.1089	0.1576	0.0460	0.0966	0.0865	0.0656	0.2557	2.8060	0.1156
14 SUD	0.3070	1.4950	0.5794	0.2652	0.1932	0.0922	0.6072	0.5400	0.2834	0.7778	1.0260	0.0826
15 SWO	0.0739	1.1610	0.4634	0.4444	0.0719	0.1252	4.8980	2.4980	1.4190	1.0930	0.1422	0.0131
16 SEO	0.2816	5.1810	1.2610	0.7401	0.1904	0.2617	0.0527	3.1400	1.5410	3.0870	0.0	0.0729
17 SLV	0.6013	9.1040	2.2310	0.8206	0.3462	0.2890	0.0132	0.0531	0.4911	4.5960	0.0	0.1445
18 NDA	0.3156	0.8512	0.3759	0.1472	0.2012	0.0788	0.5464	0.1374	0.0914	0.4225	42.4600	0.1281
19 GBY	7.9730	0.0735	0.8387	0.2110	2.3690	0.3714	0.0	0.0	0.0268	0.3841	0.0	0.5334
20 NBK	0.3293	0.0073	7.0550	3.1880	0.3588	0.7842	0.0	0.0	0.0031	0.1102	0.0	0.1052
21 NSP	0.1640	0.0085	0.0822	5.8480	0.2050	1.6750	0.0	0.0	0.0	0.0171	0.0	0.0722
22 NFL	0.0117	0.0	0.0200	0.0549	0.1591	9.0590	0.0	0.0	0.0	0.0	0.0	0.1453
50 OHO	0.0045	0.1872	0.0389	0.1620	0.0029	0.0348	1.4320	1.0010	0.8300	0.1620	0.0	0.0010
51 ILL	0.0341	0.3160	0.1036	0.0820	0.0389	0.0078	1.0860	0.4508	0.2739	0.1831	0.0380	0.0028
52 PEN	0.0099	0.1524	0.0541	0.3831	0.0159	0.0523	0.9199	1.9680	1.6440	0.1726	0.0	0.0043
53 IND	0.0061	0.2127	0.0372	0.0709	0.0062	0.0122	0.9476	0.5384	0.4279	0.1437	0.0	0.0
54 KEN	0.0069	0.0483	0.0277	0.0515	0.0	0.0083	0.3387	0.2094	0.2260	0.0413	0.0	0.0
55 MCH	0.0639	0.8652	0.2888	0.1808	0.0714	0.0624	1.3310	0.9728	0.6435	0.5915	0.0372	0.0107
56 TEN	0.0	0.0126	0.0	0.0475	0.0	0.0076	0.1428	0.0747	0.0860	0.0045	0.0	0.0
57 MSU	0.0158	0.0821	0.0327	0.0342	0.0167	0.0	0.3462	0.1985	0.1408	0.0664	0.1062	0.0047
58 WVR	0.0112	0.1242	0.0291	0.1282	0.0052	0.0262	0.2918	0.4004	0.3882	0.1150	0.0	0.0012
59 NYK	0.0590	0.2116	0.3430	0.8461	0.0415	0.1447	0.0094	17.7000	6.9010	1.0170	0.0	0.0176
60 ALA	0.0	0.0	0.0	0.0	0.0	0.0015	0.0329	0.0204	0.0186	0.0050	0.0	0.0
61 WI	0.0728	0.3252	0.0804	0.0692	0.0671	0.0075	0.5601	0.3113	0.1968	0.1858	0.4952	0.0163
62 IA	0.0286	0.1297	0.0199	0.0203	0.0193	0.0	0.2761	0.1364	0.0895	0.0560	0.1727	0.0186
63 MIN	0.0276	0.0782	0.0285	0.0230	0.0082	0.0	0.0711	0.0527	0.0321	0.0545	0.1510	0.0066
64 VA	0.0	0.0266	0.0510	0.1600	0.0070	0.0142	0.0490	0.0895	0.1924	0.1089	0.0	0.0044
65 NC	0.0	0.0145	0.0345	0.0420	0.0156	0.0135	0.1435	0.0746	0.0388	0.0357	0.0	0.0060
66 NH	0.2316	0.1125	1.4140	1.4290	0.1015	0.3811	0.0	0.0097	7.8450	3.3630	0.0	0.0474
67 GA	0.0	0.0	0.0	0.0198	0.0	0.0037	0.0162	0.0391	0.0443	0.0069	0.0	0.0
68 SC	0.0	0.0061	0.0	0.0181	0.0	0.0173	0.0084	0.0053	0.0021	0.0054	0.0	0.0027
69 MD	0.0195	0.1649	0.0251	0.1987	0.0107	0.0512	0.0037	0.2671	0.3686	0.1130	0.0	0.0037
70 DE	0.0233	0.1060	0.0423	0.2023	0.0150	0.0756	0.0	0.1611	0.2893	0.1755	0.0	0.0057
71 NJ	0.0186	0.1668	0.0465	0.6187	0.0333	0.0993	0.0019	0.0797	2.4300	0.2362	0.0	0.0093
72 DC	0.0211	0.1412	0.0415	0.1823	0.0105	0.0334	0.0200	0.2227	0.2637	0.1318	0.0	0.0024
73 AR	0.0	0.0121	0.0	0.0	0.0	0.0	0.0936	0.0724	0.0407	0.0130	0.0	0.0
74 LA	0.0	0.0	0.0	0.0	0.0	0.0	0.0	0.0	0.0	0.0	0.0	0.0
75 MS	0.0	0.0	0.0	0.0025	0.0	0.0	0.0	0.0	0.0052	0.0	0.0	0.0
76 MA	0.1272	0.0536	0.4167	1.3770	0.0593	0.1614	0.0	0.0086	10.2900	0.4655	0.0	0.0221
77 CT	0.0758	0.0941	0.2727	1.0170	0.0417	0.1520	0.0	0.0229	6.0860	0.5718	0.0	0.0187
78 RI	0.1272	0.0536	0.4167	1.3770	0.0593	0.1614	0.0	0.0086	10.2900	0.4655	0.0	0.0221
79 ME	0.2774	0.0610	3.0310	2.1580	0.1922	0.5223	0.0	0.0	0.0243	12.6000	0.0	0.0706
80 VT	0.1660	0.4216	1.1000	1.0770	0.0950	0.3366	0.0141	5.6350	11.0300	3.7270	0.0	0.0434

086/84-Mai-21
Ministère des Communications

TABLEAU 4.26

MATRICE DE TRANSFERT SOURCE-RECEPTEUR ETE 1980
CONCENTRATION DE SO2 HUM.(UG/M3-TGS)

	1 NEO	2 CEO	3 SWO	4 SEO	5 SUD	6 SBJ	7 PBL	8 NQB	9 OTT	10 ABI	11 NIT	12 CHI	13 LSJ
1 ABI	0.0133	0.0189	0.0090	0.0448	0.0149	0.0205	0.0018	0.0067	0.2297	1.1320	0.0240	0.0777	0.3946
2 CQB	0.0010	0.0006	0.0011	0.0044	0.0002	0.0327	0.0249	0.0421	0.0102	0.0146	0.6961	0.3494	0.0820
3 NQB	0.0035	0.0002	0.0008	0.0019	0.0002	0.0189	0.0449	0.3825	0.0025	0.0056	0.0298	0.0172	0.0072
10 NMN	0.0056	0.0022	0.0006	0.0004	0.0005	0.0022	0.0063	0.0027	0.0003	0.0011	0.0023	0.0007	0.0005
11 SMN	0.0137	0.0065	0.0008	0.0009	0.0012	0.0082	0.0036	0.0012	0.0011	0.0062	0.0023	0.0038	0.0023
12 NWO	0.0639	0.0368	0.0042	0.0030	0.0057	0.0372	0.0135	0.0033	0.0015	0.0277	0.0085	0.0177	0.0171
13 NEO	0.0965	0.9470	0.0357	0.0212	0.0719	0.0347	0.0135	0.0031	0.0187	0.1043	0.0131	0.0346	0.0520
14 SUD	0.0128	0.1082	0.2916	0.7563	7.6580	0.0049	0.0034	0.0013	0.5249	0.1568	0.0053	0.0133	0.0514
15 SWO	0.0	0.0	1.9350	0.3666	0.0	0.0016	0.0	0.0	0.0490	0.0078	0.0	0.0021	0.0065
16 SEO	0.0	0.0	0.0033	0.0064	0.0	0.0001	0.0002	0.0001	0.0353	0.0146	0.0020	0.0031	0.0267
17 SLV	0.0	0.0	0.0	0.0018	0.0	0.0004	0.0001	0.0008	0.0114	0.0131	0.0025	0.0074	0.0914
18 NDA	0.0176	0.0701	0.0467	0.1434	0.1149	0.0235	0.0110	0.0059	0.1101	0.6540	0.0187	0.0606	0.2318
19 GBY	0.0	0.0	0.0	0.0	0.0	0.0006	0.0009	0.0035	0.0	0.0	0.0042	0.0123	0.0334
20 NBK	0.0	0.0	0.0	0.0	0.0	0.0	0.0000	0.0006	0.0	0.0	0.0023	0.0061	0.0054
21 NSP	0.0	0.0	0.0	0.0	0.0	0.0	0.0001	0.0008	0.0	0.0	0.0012	0.0014	0.0026
22 NFL	0.0	0.0	0.0	0.0	0.0	0.0002	0.0005	0.0015	0.0	0.0	0.0004	0.0002	0.0
50 OHO	0.0	0.0	0.0426	0.0160	0.0	0.0	0.0	0.0	0.0024	0.0	0.0	0.0	0.0009
51 ILL	0.0021	0.0154	0.0869	0.0292	0.0212	0.0008	0.0007	0.0001	0.0169	0.0059	0.0004	0.0005	0.0029
52 PEN	0.0	0.0	0.0	0.0045	0.0	0.0	0.0	0.0	0.0023	0.0006	0.0	0.0009	0.0013
53 IND	0.0	0.0067	0.0660	0.0179	0.0095	0.0	0.0	0.0	0.0078	0.0017	0.0	0.0001	0.0006
54 KEN	0.0	0.0	0.0110	0.0033	0.0026	0.0	0.0	0.0	0.0026	0.0006	0.0	0.0	0.0004
55 MCH	0.0028	0.0149	0.4835	0.1240	0.0256	0.0008	0.0	0.0001	0.0461	0.0104	0.0004	0.0013	0.0060
56 TEN	0.0	0.0013	0.0049	0.0011	0.0023	0.0	0.0	0.0	0.0009	0.0005	0.0	0.0	0.0
57 MSU	0.0016	0.0055	0.0217	0.0068	0.0042	0.0012	0.0004	0.0001	0.0020	0.0018	0.0004	0.0007	0.0007
58 WVR	0.0	0.0	0.0025	0.0019	0.0	0.0	0.0	0.0	0.0003	0.0	0.0	0.0003	0.0006
59 NYK	0.0	0.0	0.0	0.0020	0.0	0.0	0.0	0.0	0.0054	0.0071	0.0008	0.0015	0.0025
60 ALA	0.0	0.0	0.0010	0.0002	0.0	0.0	0.0	0.0	0.0	0.0	0.0	0.0	0.0
61 WI	0.0046	0.0586	0.0589	0.0337	0.0775	0.0014	0.0028	0.0008	0.0251	0.0189	0.0006	0.0038	0.0093
62 IA	0.0059	0.0160	0.0238	0.0100	0.0159	0.0048	0.0014	0.0003	0.0077	0.0061	0.0016	0.0022	0.0028
63 MIN	0.0104	0.0177	0.0101	0.0068	0.0149	0.0066	0.0040	0.0002	0.0081	0.0079	0.0014	0.0030	0.0023
64 VA	0.0	0.0	0.0	0.0	0.0	0.0	0.0	0.0	0.0	0.0	0.0	0.0	0.0
65 NC	0.0	0.0	0.0021	0.0013	0.0	0.0	0.0	0.0	0.0	0.0	0.0	0.0	0.0
66 NH	0.0	0.0	0.0	0.0	0.0	0.0003	0.0	0.0000	0.0028	0.0034	0.0019	0.0028	0.0090
67 GA	0.0	0.0	0.0007	0.0	0.0	0.0	0.0	0.0	0.0	0.0	0.0	0.0	0.0
68 SC	0.0	0.0	0.0018	0.0005	0.0	0.0	0.0	0.0	0.0	0.0	0.0	0.0	0.0
69 MD	0.0	0.0	0.0	0.0007	0.0	0.0	0.0	0.0	0.0017	0.0013	0.0	0.0004	0.0010
70 DE	0.0	0.0	0.0	0.0006	0.0	0.0	0.0	0.0	0.0014	0.0015	0.0	0.0006	0.0011
71 NJ	0.0	0.0	0.0	0.0013	0.0	0.0	0.0	0.0	0.0034	0.0029	0.0007	0.0010	0.0028
72 DC	0.0	0.0	0.0	0.0005	0.0	0.0	0.0	0.0	0.0013	0.0009	0.0	0.0004	0.0008
73 AR	0.0003	0.0010	0.0037	0.0013	0.0003	0.0	0.0	0.0	0.0	0.0001	0.0	0.0	0.0
74 LA	0.0	0.0	0.0	0.0	0.0	0.0	0.0	0.0	0.0	0.0	0.0	0.0	0.0
75 MS	0.0	0.0	0.0	0.0	0.0	0.0	0.0	0.0	0.0	0.0	0.0	0.0	0.0
76 MA	0.0	0.0	0.0	0.0005	0.0	0.0	0.0	0.0000	0.0020	0.0020	0.0011	0.0016	0.0046
77 CT	0.0	0.0	0.0	0.0014	0.0	0.0	0.0	0.0	0.0032	0.0029	0.0010	0.0016	0.0037
78 RI	0.0	0.0	0.0	0.0005	0.0	0.0	0.0	0.0000	0.0020	0.0020	0.0011	0.0016	0.0046
79 ME	0.0	0.0	0.0	0.0	0.0	0.0	0.0	0.0003	0.0	0.0	0.0021	0.0040	0.0045
80 VT	0.0	0.0	0.0	0.0022	0.0	0.0002	0.0	0.0001	0.0070	0.0062	0.0023	0.0032	0.0110

056184-Mai-21
Ministère des Communications

TABLEAU 4.26 (suite)

MATRICE DE TRANSFERT SOURCE-RECEPTEUR ETE 1980
CONCENTRATION DE SO2 HUM.(UG/M3-TGS)

	14 GP	15 MTL	16 NB	17 NE	18 ANT	19 TN	20 WNY	21 ENY	22 SNA	23 NNA	24 NDA	25 LAB
1 ABI	0.0519	0.2472	0.0467	0.0116	0.0260	0.0057	0.0173	0.0634	0.0312	0.0630	0.0853	0.0146
2 CQB	0.0476	0.0532	0.0065	0.0035	0.0285	0.0057	0.0027	0.0180	0.0039	0.0085	0.0016	0.0388
3 NQB	0.0011	0.0044	0.0002	0.0001	0.0016	0.0002	0.0001	0.0014	0.0001	0.0005	0.0047	0.0168
10 NMN	0.0005	0.0004	0.0001	0.0001	0.0003	0.0001	0.0002	0.0002	0.0002	0.0001	0.0006	0.0006
11 SMN	0.0016	0.0013	0.0006	0.0003	0.0011	0.0003	0.0002	0.0002	0.0002	0.0007	0.0030	0.0006
12 NWO	0.0059	0.0035	0.0029	0.0011	0.0031	0.0003	0.0007	0.0009	0.0006	0.0022	0.0368	0.0029
13 NEO	0.0131	0.0202	0.0124	0.0047	0.0075	0.0019	0.0057	0.0046	0.0033	0.0131	0.2924	0.0059
14 SUD	0.0175	0.1261	0.0327	0.0124	0.0100	0.0040	0.0508	0.0384	0.0165	0.0489	0.0918	0.0041
15 SWO	0.0031	0.0766	0.0220	0.0178	0.0028	0.0045	0.5718	0.2014	0.0862	0.0614	0.0130	0.0005
16 SEO	0.0165	0.8037	0.0910	0.0397	0.0097	0.0114	0.0036	0.4250	0.1410	0.2950	0.0	0.0031
17 SLV	0.0438	1.5740	0.2172	0.0524	0.0197	0.0147	0.0008	0.0031	0.0445	0.6267	0.0	0.0068
18 NDA	0.0289	0.1026	0.0311	0.0099	0.0158	0.0050	0.0611	0.0122	0.0074	0.0394	10.2400	0.0090
19 GBY	1.6220	0.0053	0.1023	0.0161	0.2551	0.0237	0.0	0.0	0.0015	0.0329	0.0	0.0437
20 NBK	0.0304	0.0005	1.4230	0.4727	0.0259	0.0630	0.0	0.0	0.0002	0.0097	0.0	0.0068
21 NSP	0.0130	0.0006	0.0066	1.1470	0.0165	0.1673	0.0	0.0	0.0	0.0011	0.0	0.0049
22 NFL	0.0007	0.0	0.0020	0.0040	0.0141	1.8870	0.0	0.0	0.0	0.0	0.0	0.0105
50 OHO	0.0002	0.0087	0.0014	0.0061	0.0001	0.0012	0.0980	0.0544	0.0409	0.0067	0.0	0.0000
51 ILL	0.0013	0.0139	0.0038	0.0028	0.0013	0.0003	0.0608	0.0210	0.0111	0.0071	0.0014	0.0001
52 PEN	0.0003	0.0077	0.0022	0.0175	0.0006	0.0019	0.0864	0.1586	0.1098	0.0089	0.0	0.0002
53 IND	0.0002	0.0082	0.0014	0.0026	0.0002	0.0004	0.0513	0.0261	0.0181	0.0053	0.0	0.0
54 KEN	0.0002	0.0017	0.0009	0.0019	0.0	0.0003	0.0144	0.0086	0.0089	0.0014	0.0	0.0
55 MCH	0.0030	0.0467	0.0118	0.0066	0.0029	0.0022	0.0865	0.0516	0.0292	0.0266	0.0016	0.0004
56 TEN	0.0	0.0004	0.0	0.0016	0.0	0.0002	0.0056	0.0032	0.0034	0.0002	0.0	0.0
57 MSU	0.0006	0.0034	0.0011	0.0012	0.0006	0.0	0.0160	0.0085	0.0055	0.0025	0.0037	0.0002
58 WVR	0.0004	0.0054	0.0011	0.0049	0.0002	0.0009	0.0151	0.0188	0.0175	0.0052	0.0	0.0000
59 NYK	0.0021	0.0124	0.0177	0.0477	0.0018	0.0060	0.0005	2.8610	0.8487	0.0766	0.0	0.0007
60 ALA	0.0	0.0	0.0	0.0	0.0	0.0000	0.0013	0.0007	0.0006	0.0002	0.0	0.0
61 WI	0.0030	0.0134	0.0029	0.0023	0.0025	0.0003	0.0277	0.0125	0.0073	0.0072	0.0347	0.0006
62 IA	0.0010	0.0052	0.0007	0.0007	0.0007	0.0	0.0131	0.0052	0.0031	0.0020	0.0081	0.0006
63 MIN	0.0010	0.0029	0.0010	0.0008	0.0003	0.0	0.0028	0.0019	0.0011	0.0019	0.0075	0.0002
64 VA	0.0	0.0010	0.0019	0.0063	0.0003	0.0005	0.0020	0.0037	0.0085	0.0048	0.0	0.0002
65 NC	0.0	0.0005	0.0012	0.0015	0.0005	0.0005	0.0054	0.0027	0.0014	0.0012	0.0	0.0002
66 NH	0.0117	0.0075	0.1197	0.1004	0.0050	0.0186	0.0	0.0005	1.2020	0.4141	0.0	0.0020
67 GA	0.0	0.0	0.0	0.0007	0.0	0.0001	0.0006	0.0015	0.0017	0.0002	0.0	0.0
68 SC	0.0	0.0002	0.0	0.0006	0.0	0.0006	0.0003	0.0002	0.0001	0.0002	0.0	0.0001
69 MD	0.0007	0.0082	0.0010	0.0091	0.0004	0.0020	0.0001	0.0160	0.0248	0.0063	0.0	0.0001
70 DE	0.0009	0.0049	0.0020	0.0091	0.0005	0.0030	0.0	0.0093	0.0187	0.0106	0.0	0.0002
71 NJ	0.0007	0.0087	0.0018	0.0362	0.0012	0.0039	0.0001	0.0050	0.2394	0.0144	0.0	0.0003
72 DC	0.0008	0.0070	0.0017	0.0084	0.0004	0.0013	0.0010	0.0128	0.0154	0.0067	0.0	0.0001
73 AR	0.0	0.0004	0.0	0.0	0.0	0.0	0.0039	0.0027	0.0014	0.0004	0.0	0.0
74 LA	0.0	0.0	0.0	0.0	0.0	0.0	0.0	0.0	0.0	0.0	0.0	0.0
75 MS	0.0	0.0	0.0	0.0001	0.0	0.0	0.0	0.0	0.0003	0.0	0.0	0.0
76 MA	0.0051	0.0024	0.0231	0.0947	0.0029	0.0073	0.0	0.0004	1.5640	0.0302	0.0	0.0009
77 CT	0.0028	0.0047	0.0146	0.0627	0.0017	0.0065	0.0	0.0013	0.8690	0.0369	0.0	0.0007
78 RI	0.0051	0.0024	0.0231	0.0947	0.0029	0.0073	0.0	0.0004	1.5640	0.0302	0.0	0.0009
79 ME	0.0152	0.0035	0.3320	0.1854	0.0094	0.0294	0.0	0.0	0.0014	1.9620	0.0	0.0029
80 VT	0.0077	0.0376	0.0865	0.0662	0.0043	0.0152	0.0007	0.8936	1.5930	0.4019	0.0	0.0017

056/84-Mai-21
Ministère des Communications

TABLEAU 4.27

MATRICE DE TRANSFERT SOURCE-RECEPTEUR ETE 1980
CONCENTRATION DE SO4 SEC (UG/M3-TGS)

	1 NEO	2 CEO	3 SWO	4 SEO	5 SUD	6 SBJ	7 PBL	8 NQB	9 OTT	10 ABI	11 NIT	12 CHI	13 LSJ
1 ABI	0.1069	0.1962	0.1050	0.2710	0.1653	0.1692	0.0496	0.1402	0.7186	1.6860	0.3159	0.5352	1.1800
2 CQB	0.0237	0.0200	0.0257	0.0740	0.0070	0.2280	0.1562	0.2872	0.1132	0.1433	1.0900	0.9493	0.5198
3 NQB	0.0738	0.0114	0.0224	0.0523	0.0116	0.2325	0.4081	0.8067	0.0593	0.1175	0.2804	0.2204	0.1608
10 NMN	0.1752	0.0879	0.0282	0.0271	0.0255	0.0814	0.2151	0.1248	0.0213	0.0649	0.1167	0.0375	0.0419
11 SMN	0.4828	0.2099	0.0455	0.0459	0.0459	0.4631	0.2287	0.0821	0.0592	0.2618	0.1753	0.2503	0.1183
12 NWO	0.6716	0.5093	0.1759	0.1470	0.1636	0.7803	0.4039	0.1120	0.0968	0.6524	0.3323	0.7453	0.7188
13 NEO	0.6178	2.1980	0.5802	0.5385	0.7167	0.6457	0.3658	0.1220	0.4315	1.0750	0.3627	0.6841	0.9113
14 SUD	0.1386	0.4937	1.2150	2.8060	9.9540	0.1673	0.1016	0.0609	2.8040	1.1350	0.2065	0.4127	0.8438
15 SWO	0.0	0.0	3.4860	1.8480	0.0	0.0806	0.0	0.0	0.7174	0.2022	0.0	0.1454	0.3144
16 SEO	0.0	0.0	0.0545	0.0694	0.0	0.0108	0.0208	0.0135	0.2283	0.2387	0.1446	0.1687	0.4189
17 SLV	0.0	0.0	0.0	0.0351	0.0	0.0186	0.0118	0.0601	0.1572	0.1725	0.1423	0.2120	0.6158
18 NDA	0.1161	0.2735	0.3141	0.7263	0.4917	0.2171	0.1885	0.1434	0.5787	1.2490	0.2970	0.4515	1.1050
19 GBY	0.0	0.0	0.0	0.0	0.0	0.0404	0.0502	0.1383	0.0	0.0	0.1241	0.1573	0.2971
20 NBK	0.0	0.0	0.0	0.0	0.0	0.0	0.0031	0.0432	0.0	0.0	0.0982	0.1169	0.0780
21 NSP	0.0	0.0	0.0	0.0	0.0	0.0	0.0033	0.0421	0.0	0.0	0.0501	0.0568	0.0414
22 NFL	0.0	0.0	0.0	0.0	0.0	0.0067	0.0159	0.0511	0.0	0.0	0.0239	0.0087	0.0
50 OHO	0.0	0.0	0.6148	0.4680	0.0	0.0	0.0	0.0	0.0583	0.0	0.0	0.0	0.0759
51 ILL	0.1096	0.4661	1.5890	1.0230	0.6169	0.0786	0.0572	0.0148	0.6033	0.2671	0.0336	0.0193	0.1186
52 PEN	0.0	0.0	0.0	0.1628	0.0	0.0	0.0	0.0	0.1611	0.0466	0.0	0.0636	0.0774
53 IND	0.0	0.1985	1.4030	0.8706	0.3391	0.0	0.0	0.0	0.4869	0.1296	0.0	0.0137	0.0664
54 KEN	0.0	0.0	0.6788	0.2993	0.1819	0.0	0.0	0.0	0.2336	0.0635	0.0	0.0	0.0434
55 MCH	0.0556	0.2059	2.4190	1.9380	0.4246	0.0337	0.0	0.0119	1.2930	0.3383	0.0192	0.0302	0.2239
56 TEN	0.0	0.1299	0.4894	0.1295	0.2635	0.0	0.0	0.0	0.1233	0.0690	0.0	0.0	0.0
57 MSU	0.0542	0.4252	0.7965	0.2810	0.2101	0.0652	0.0299	0.0112	0.0975	0.1579	0.0296	0.0454	0.0702
58 WVR	0.0	0.0	0.1256	0.0719	0.0	0.0	0.0	0.0	0.0291	0.0	0.0	0.0245	0.0463
59 NYK	0.0	0.0	0.0	0.0581	0.0	0.0	0.0	0.0	0.1168	0.1091	0.0608	0.1048	0.1637
60 ALA	0.0	0.0	0.0772	0.0198	0.0	0.0	0.0	0.0	0.0	0.0	0.0	0.0	0.0
61 WI	0.1814	0.9055	1.3680	1.2280	1.2730	0.0703	0.1401	0.0571	1.1180	0.5788	0.0538	0.1720	0.4656
62 IA	0.2822	0.6614	0.8410	0.4874	0.8384	0.2335	0.0862	0.0317	0.4774	0.3513	0.1011	0.1584	0.2348
63 MIN	0.3510	0.6667	0.4385	0.3294	0.6751	0.3851	0.2637	0.0124	0.3198	0.4367	0.1248	0.2485	0.1877
64 VA	0.0	0.0	0.0	0.0	0.0	0.0	0.0	0.0	0.0	0.0	0.0	0.0	0.0
65 NC	0.0	0.0	0.1648	0.1568	0.0	0.0	0.0	0.0	0.0	0.0	0.0	0.0	0.0
66 NH	0.0	0.0	0.0	0.0	0.0	0.0241	0.0	0.0061	0.0642	0.0618	0.1157	0.1671	0.1915
67 GA	0.0	0.0	0.0891	0.0	0.0	0.0	0.0	0.0	0.0	0.0	0.0	0.0	0.0
68 SC	0.0	0.0	0.1744	0.0551	0.0	0.0	0.0	0.0	0.0	0.0	0.0	0.0	0.0
69 MD	0.0	0.0	0.0	0.0659	0.0	0.0	0.0	0.0	0.1374	0.1001	0.0	0.0245	0.0375
70 DE	0.0	0.0	0.0	0.0551	0.0	0.0	0.0	0.0	0.1107	0.0973	0.0	0.0263	0.0404
71 NJ	0.0	0.0	0.0	0.0687	0.0	0.0	0.0	0.0	0.1740	0.1652	0.0405	0.0599	0.1307
72 DC	0.0	0.0	0.0	0.0448	0.0	0.0	0.0	0.0	0.1005	0.0655	0.0	0.0257	0.0385
73 AR	0.0281	0.1123	0.2054	0.1228	0.0379	0.0	0.0	0.0	0.0	0.0203	0.0	0.0	0.0
74 LA	0.0	0.0	0.0	0.0	0.0	0.0	0.0	0.0	0.0	0.0	0.0	0.0	0.0
75 MS	0.0	0.0	0.0	0.0	0.0	0.0	0.0	0.0	0.0	0.0	0.0	0.0	0.0
76 MA	0.0	0.0	0.0	0.0209	0.0	0.0	0.0	0.0050	0.0701	0.0555	0.0518	0.1204	0.2254
77 CT	0.0	0.0	0.0	0.0435	0.0	0.0	0.0	0.0	0.1003	0.0976	0.0515	0.1140	0.2300
78 RI	0.0	0.0	0.0	0.0209	0.0	0.0	0.0	0.0050	0.0701	0.0555	0.0518	0.1204	0.2254
79 ME	0.0	0.0	0.0	0.0	0.0	0.0	0.0	0.0417	0.0	0.0	0.1256	0.1343	0.1137
80 VT	0.0	0.0	0.0	0.0441	0.0	0.0228	0.0	0.0104	0.1322	0.1118	0.1417	0.1747	0.2748

065/BA-Mai-21
Ministère des Communications

TABLEAU 4.27 (suite)

MATRICE DE TRANSFERT SOURCE-RECEPTEUR ETE 1980
CONCENTRATION DE SO4 SEC (UG/M3-TGS)

	14 GP	15 MTL	16 NB	17 NE	18 ANT	19 TN	20 WNY	21 ENY	22 SNA	23 NNA	24 NDA	25 LAB
1 ABI	0.4978	1.0490	0.6697	0.3631	0.5001	0.2060	0.1977	0.5562	0.4735	0.6236	0.4079	0.3395
2 CQB	0.4058	0.3528	0.1234	0.0776	0.3728	0.1161	0.0569	0.2246	0.0449	0.1136	0.0334	0.4181
3 NQB	0.0245	0.1163	0.0047	0.0013	0.0364	0.0066	0.0049	0.0537	0.0015	0.0165	0.1096	0.1894
10 NMN	0.0309	0.0438	0.0061	0.0079	0.0218	0.0085	0.0098	0.0152	0.0166	0.0119	0.0408	0.0458
11 SMN	0.0946	0.0885	0.0448	0.0267	0.0688	0.0296	0.0116	0.0154	0.0181	0.0618	0.1126	0.0380
12 NWO	0.3234	0.1603	0.1895	0.0731	0.2230	0.0236	0.0362	0.0415	0.0291	0.1434	0.4174	0.1613
13 NEO	0.4690	0.6060	0.6024	0.3171	0.3785	0.1529	0.1620	0.1711	0.1453	0.5349	1.9740	0.2418
14 SUD	0.5384	1.4500	1.0350	0.6592	0.3959	0.2780	0.5952	0.6742	0.4786	1.1700	0.9102	0.1876
15 SWO	0.1802	1.3840	0.9006	1.1530	0.2000	0.4111	2.4660	2.2380	1.9040	1.6440	0.1058	0.0447
16 SEO	0.4126	1.7310	1.3820	1.2400	0.3432	0.6217	0.0625	1.3490	1.2110	2.2780	0.0	0.1842
17 SLV	0.6815	2.6730	1.6880	1.1210	0.5630	0.5580	0.0181	0.0846	0.4110	2.0890	0.0	0.3172
18 NDA	0.4201	0.7425	0.5817	0.3157	0.3373	0.1859	0.5351	0.1901	0.1475	0.5448	9.6700	0.2581
19 GBY	2.4420	0.1053	0.5755	0.2823	1.9390	0.6561	0.0	0.0	0.0611	0.4337	0.0	0.6423
20 NBK	0.3348	0.0122	2.1950	1.6460	0.5213	0.9709	0.0	0.0	0.0058	0.1195	0.0	0.1843
21 NSP	0.2078	0.0120	0.1016	1.9170	0.2535	1.5250	0.0	0.0	0.0	0.0279	0.0	0.1163
22 NFL	0.0223	0.0	0.0175	0.0783	0.1705	2.6490	0.0	0.0	0.0	0.0	0.0	0.2118
50 OHO	0.0136	0.3738	0.1219	0.4778	0.0121	0.1411	1.6200	1.5780	1.5170	0.3973	0.0	0.0048
51 ILL	0.0940	0.6934	0.3184	0.2929	0.1456	0.0302	1.6370	0.9025	0.6985	0.5139	0.1179	0.0130
52 PEN	0.0364	0.2699	0.1338	0.7885	0.0507	0.1656	0.6565	1.7630	1.9280	0.2933	0.0	0.0148
53 IND	0.0206	0.5911	0.1104	0.2292	0.0283	0.0541	1.5040	1.0080	1.0010	0.4395	0.0	0.0
54 KEN	0.0293	0.1733	0.1196	0.1642	0.0	0.0357	0.7897	0.5232	0.6080	0.1475	0.0	0.0
55 MCH	0.1269	1.3780	0.7225	0.5654	0.1855	0.2182	1.6200	1.5890	1.3400	1.2500	0.0831	0.0391
56 TEN	0.0	0.0591	0.0	0.1777	0.0	0.0329	0.3862	0.1672	0.2348	0.0129	0.0	0.0
57 MSU	0.0419	0.1995	0.1193	0.1292	0.0561	0.0	0.6976	0.4595	0.3843	0.1938	0.3757	0.0168
58 WVR	0.0417	0.2784	0.0914	0.3598	0.0239	0.1089	0.4956	0.7907	0.8157	0.2446	0.0	0.0039
59 NYK	0.2016	0.2986	0.5833	1.2650	0.0908	0.3510	0.0177	4.5490	3.1750	1.0030	0.0	0.0469
60 ALA	0.0	0.0	0.0	0.0	0.0	0.0072	0.0922	0.0738	0.0774	0.0222	0.0	0.0
61 WI	0.1818	0.7967	0.2699	0.2630	0.1951	0.0231	1.0170	0.8007	0.5976	0.5166	0.5419	0.0463
62 IA	0.1005	0.3397	0.0744	0.0768	0.0699	0.0	0.5358	0.3854	0.3129	0.1822	0.3419	0.0674
63 MIN	0.0807	0.2408	0.0980	0.0943	0.0219	0.0	0.1948	0.1762	0.1200	0.1896	0.2721	0.0213
64 VA	0.0	0.0784	0.1462	0.4312	0.0236	0.0464	0.1203	0.2198	0.4161	0.2418	0.0	0.0152
65 NC	0.0	0.0672	0.1257	0.1470	0.0575	0.0402	0.4232	0.2369	0.1201	0.1296	0.0	0.0222
66 NH	0.4076	0.1311	1.1790	1.5600	0.1839	0.7054	0.0	0.0184	2.3120	1.5430	0.0	0.1151
67 GA	0.0	0.0	0.0	0.0795	0.0	0.0161	0.0485	0.1038	0.1277	0.0228	0.0	0.0
68 SC	0.0	0.0262	0.0	0.0605	0.0	0.0694	0.0285	0.0234	0.0103	0.0259	0.0	0.0115
69 MD	0.0614	0.2983	0.0612	0.4102	0.0423	0.1400	0.0149	0.3645	0.4273	0.1731	0.0	0.0165
70 DE	0.0693	0.2130	0.0849	0.4315	0.0641	0.1974	0.0	0.2331	0.3561	0.2383	0.0	0.0223
71 NJ	0.0627	0.2806	0.1226	0.8755	0.1009	0.2652	0.0053	0.1029	1.6100	0.3163	0.0	0.0307
72 DC	0.0640	0.2546	0.1053	0.3725	0.0421	0.0879	0.0378	0.3224	0.3754	0.2311	0.0	0.0105
73 AR	0.0	0.0469	0.0	0.0	0.0	0.0	0.2268	0.2187	0.1368	0.0533	0.0	0.0
74 LA	0.0	0.0	0.0	0.0	0.0	0.0	0.0	0.0	0.0	0.0	0.0	0.0
75 MS	0.0	0.0	0.0	0.0095	0.0	0.0	0.0	0.0	0.0094	0.0	0.0	0.0
76 MA	0.3281	0.1154	0.6379	1.5470	0.1100	0.3408	0.0	0.0173	3.0940	0.5693	0.0	0.0603
77 CT	0.2261	0.1688	0.4383	1.3340	0.1065	0.3517	0.0	0.0333	2.1040	0.7040	0.0	0.0575
78 RI	0.3281	0.1154	0.6379	1.5470	0.1100	0.3408	0.0	0.0173	3.0940	0.5693	0.0	0.0603
79 ME	0.4329	0.0872	1.6980	1.7600	0.3569	0.7808	0.0	0.0	0.0352	3.5640	0.0	0.1718
80 VT	0.3331	0.3258	1.0220	1.4210	0.1973	0.7068	0.0255	1.5240	3.7200	2.1410	0.0	0.1137

066/86-Mai-21
Ministère des Communications

TABLEAU 4.28

MATRICE DE TRANSFERT SOURCE-RECEPTEUR ETE 1980
CONCENTRATION DE SO4 HUM.(UG/M3-TGS)

	1 NEO	2 CEO	3 SWO	4 SEO	5 SUD	6 SBJ	7 PBL	8 NQB	9 OTT	10 ABI	11 NIT	12 CHI	13 LSJ
1 ABI	0.0038	0.0063	0.0033	0.0109	0.0052	0.0059	0.0014	0.0040	0.0454	0.2045	0.0096	0.0201	0.0774
2 CQB	0.0009	0.0008	0.0010	0.0030	0.0003	0.0105	0.0074	0.0133	0.0048	0.0062	0.1200	0.0677	0.0247
3 NQB	0.0029	0.0004	0.0009	0.0020	0.0004	0.0097	0.0178	0.0693	0.0023	0.0047	0.0121	0.0091	0.0063
10 NMN	0.0041	0.0020	0.0007	0.0006	0.0006	0.0019	0.0050	0.0029	0.0005	0.0015	0.0027	0.0009	0.0010
11 SMN	0.0113	0.0049	0.0010	0.0011	0.0011	0.0106	0.0052	0.0019	0.0014	0.0061	0.0040	0.0057	0.0027
12 NWO	0.0191	0.0134	0.0041	0.0034	0.0039	0.0190	0.0095	0.0026	0.0022	0.0157	0.0077	0.0173	0.0166
13 NEO	0.0221	0.1751	0.0147	0.0129	0.0208	0.0160	0.0087	0.0028	0.0104	0.0308	0.0086	0.0168	0.0228
14 SUD	0.0039	0.0222	0.0585	0.1484	1.2790	0.0039	0.0024	0.0014	0.1126	0.0380	0.0048	0.0097	0.0214
15 SWO	0.0	0.0	0.3408	0.0737	0.0	0.0016	0.0	0.0	0.0163	0.0041	0.0	0.0028	0.0061
16 SEO	0.0	0.0	0.0012	0.0018	0.0	0.0002	0.0004	0.0003	0.0075	0.0055	0.0030	0.0035	0.0097
17 SLV	0.0	0.0	0.0	0.0008	0.0	0.0004	0.0003	0.0013	0.0039	0.0044	0.0032	0.0048	0.0201
18 NDA	0.0045	0.0145	0.0119	0.0323	0.0244	0.0072	0.0055	0.0040	0.0251	0.1218	0.0087	0.0164	0.0510
19 GBY	0.0	0.0	0.0	0.0	0.0	0.0011	0.0013	0.0037	0.0	0.0	0.0034	0.0046	0.0095
20 NBK	0.0	0.0	0.0	0.0	0.0	0.0	0.0001	0.0011	0.0	0.0	0.0026	0.0033	0.0023
21 NSP	0.0	0.0	0.0	0.0	0.0	0.0	0.0001	0.0011	0.0	0.0	0.0013	0.0015	0.0012
22 NFL	0.0	0.0	0.0	0.0	0.0	0.0002	0.0004	0.0014	0.0	0.0	0.0006	0.0002	0.0
50 OHO	0.0	0.0	0.0140	0.0094	0.0	0.0	0.0	0.0	0.0012	0.0	0.0	0.0	0.0015
51 ILL	0.0021	0.0094	0.0342	0.0203	0.0124	0.0015	0.0011	0.0003	0.0120	0.0052	0.0006	0.0004	0.0023
52 PEN	0.0	0.0	0.0	0.0032	0.0	0.0	0.0	0.0	0.0031	0.0009	0.0	0.0012	0.0015
53 IND	0.0	0.0040	0.0294	0.0170	0.0067	0.0	0.0	0.0	0.0095	0.0025	0.0	0.0003	0.0013
54 KEN	0.0	0.0	0.0132	0.0058	0.0035	0.0	0.0	0.0	0.0045	0.0012	0.0	0.0	0.0008
55 MCH	0.0012	0.0047	0.0971	0.0432	0.0093	0.0007	0.0	0.0002	0.0261	0.0068	0.0004	0.0006	0.0044
56 TEN	0.0	0.0025	0.0094	0.0025	0.0051	0.0	0.0	0.0	0.0024	0.0013	0.0	0.0	0.0
57 MSU	0.0011	0.0082	0.0158	0.0055	0.0041	0.0013	0.0006	0.0002	0.0019	0.0030	0.0006	0.0009	0.0014
58 WVR	0.0	0.0	0.0025	0.0014	0.0	0.0	0.0	0.0	0.0006	0.0	0.0	0.0005	0.0009
59 NYK	0.0	0.0	0.0	0.0012	0.0	0.0	0.0	0.0	0.0024	0.0024	0.0012	0.0020	0.0032
60 ALA	0.0	0.0	0.0015	0.0004	0.0	0.0	0.0	0.0	0.0	0.0	0.0	0.0	0.0
61 WI	0.0036	0.0202	0.0283	0.0243	0.0280	0.0014	0.0027	0.0011	0.0219	0.0116	0.0010	0.0034	0.0091
62 IA	0.0055	0.0130	0.0167	0.0095	0.0164	0.0046	0.0017	0.0006	0.0093	0.0068	0.0020	0.0031	0.0045
63 MIN	0.0070	0.0132	0.0086	0.0064	0.0132	0.0075	0.0051	0.0002	0.0063	0.0085	0.0024	0.0048	0.0036
64 VA	0.0	0.0	0.0	0.0	0.0	0.0	0.0	0.0	0.0	0.0	0.0	0.0	0.0
65 NC	0.0	0.0	0.0032	0.0030	0.0	0.0	0.0	0.0	0.0	0.0	0.0	0.0	0.0
66 NH	0.0	0.0	0.0	0.0	0.0	0.0005	0.0	0.0001	0.0013	0.0013	0.0022	0.0032	0.0040
67 GA	0.0	0.0	0.0017	0.0	0.0	0.0	0.0	0.0	0.0	0.0	0.0	0.0	0.0
68 SC	0.0	0.0	0.0034	0.0011	0.0	0.0	0.0	0.0	0.0	0.0	0.0	0.0	0.0
69 MD	0.0	0.0	0.0	0.0013	0.0	0.0	0.0	0.0	0.0027	0.0019	0.0	0.0005	0.0007
70 DE	0.0	0.0	0.0	0.0011	0.0	0.0	0.0	0.0	0.0021	0.0019	0.0	0.0005	0.0008
71 NJ	0.0	0.0	0.0	0.0013	0.0	0.0	0.0	0.0	0.0034	0.0032	0.0008	0.0012	0.0026
72 DC	0.0	0.0	0.0	0.0009	0.0	0.0	0.0	0.0	0.0019	0.0013	0.0	0.0005	0.0008
73 AR	0.0005	0.0022	0.0040	0.0024	0.0007	0.0	0.0	0.0	0.0	0.0004	0.0	0.0	0.0
74 LA	0.0	0.0	0.0	0.0	0.0	0.0	0.0	0.0	0.0	0.0	0.0	0.0	0.0
75 MS	0.0	0.0	0.0	0.0	0.0	0.0	0.0	0.0	0.0	0.0	0.0	0.0	0.0
76 MA	0.0	0.0	0.0	0.0004	0.0	0.0	0.0	0.0001	0.0014	0.0011	0.0010	0.0023	0.0044
77 CT	0.0	0.0	0.0	0.0009	0.0	0.0	0.0	0.0	0.0020	0.0019	0.0010	0.0022	0.0045
78 RI	0.0	0.0	0.0	0.0004	0.0	0.0	0.0	0.0001	0.0014	0.0011	0.0010	0.0023	0.0044
79 ME	0.0	0.0	0.0	0.0	0.0	0.0	0.0	0.0008	0.0	0.0	0.0024	0.0027	0.0023
80 VT	0.0	0.0	0.0	0.0009	0.0	0.0004	0.0	0.0002	0.0028	0.0024	0.0028	0.0034	0.0056

056/84-Mai-21
Ministère des Communications

TABLEAU 4.28 (suite)

MATRICE DE TRANSFERT SOURCE-RECEPTEUR ETE 1980
CONCENTRATION DE SO4 HUM.(UG/M3-TGS)

	14 GP	15 MTL	16 NB	17 NE	18 ANT	19 TN	20 WNY	21 ENY	22 SNA	23 NNA	24 NDA	25 LAB
1 ABI	0.0164	0.0525	0.0200	0.0099	0.0143	0.0056	0.0062	0.0189	0.0140	0.0204	0.0188	0.0095
2 CQB	0.0179	0.0165	0.0049	0.0031	0.0154	0.0046	0.0023	0.0093	0.0019	0.0047	0.0013	0.0177
3 NQB	0.0010	0.0045	0.0002	0.0001	0.0014	0.0003	0.0002	0.0021	0.0001	0.0006	0.0043	0.0080
10 NMN	0.0007	0.0010	0.0001	0.0002	0.0005	0.0002	0.0002	0.0003	0.0004	0.0003	0.0009	0.0010
11 SMN	0.0022	0.0020	0.0010	0.0006	0.0016	0.0007	0.0003	0.0004	0.0004	0.0014	0.0026	0.0009
12 NWO	0.0074	0.0037	0.0043	0.0017	0.0051	0.0005	0.0008	0.0010	0.0007	0.0033	0.0116	0.0037
13 NEO	0.0109	0.0143	0.0139	0.0072	0.0087	0.0035	0.0038	0.0040	0.0034	0.0124	0.0685	0.0056
14 SUD	0.0127	0.0400	0.0243	0.0151	0.0092	0.0063	0.0164	0.0169	0.0113	0.0281	0.0264	0.0043
15 SWO	0.0035	0.0298	0.0177	0.0224	0.0039	0.0079	0.1117	0.0557	0.0396	0.0334	0.0031	0.0009
16 SEO	0.0089	0.1423	0.0321	0.0262	0.0072	0.0128	0.0014	0.0774	0.0341	0.0677	0.0	0.0038
17 SLV	0.0167	0.2694	0.0512	0.0262	0.0129	0.0126	0.0004	0.0019	0.0116	0.1134	0.0	0.0071
18 NDA	0.0125	0.0273	0.0166	0.0086	0.0095	0.0051	0.0182	0.0056	0.0042	0.0164	1.6850	0.0071
19 GBY	0.2659	0.0029	0.0220	0.0080	0.0653	0.0180	0.0	0.0	0.0016	0.0127	0.0	0.0186
20 NBK	0.0102	0.0003	0.2337	0.0852	0.0146	0.0279	0.0	0.0	0.0002	0.0035	0.0	0.0050
21 NSP	0.0059	0.0003	0.0029	0.1893	0.0073	0.0485	0.0	0.0	0.0	0.0008	0.0	0.0032
22 NFL	0.0006	0.0	0.0006	0.0022	0.0051	0.3079	0.0	0.0	0.0	0.0	0.0	0.0059
50 OHO	0.0003	0.0073	0.0024	0.0092	0.0002	0.0027	0.0356	0.0318	0.0300	0.0077	0.0	0.0001
51 ILL	0.0018	0.0135	0.0061	0.0056	0.0028	0.0006	0.0332	0.0177	0.0136	0.0099	0.0023	0.0003
52 PEN	0.0007	0.0054	0.0026	0.0155	0.0010	0.0032	0.0197	0.0438	0.0418	0.0058	0.0	0.0003
53 IND	0.0004	0.0114	0.0021	0.0044	0.0005	0.0010	0.0303	0.0199	0.0195	0.0085	0.0	0.0
54 KEN	0.0006	0.0033	0.0023	0.0032	0.0	0.0007	0.0154	0.0102	0.0118	0.0028	0.0	0.0
55 MCH	0.0025	0.0277	0.0140	0.0109	0.0036	0.0042	0.0347	0.0319	0.0263	0.0245	0.0016	0.0008
56 TEN	0.0	0.0011	0.0	0.0034	0.0	0.0006	0.0075	0.0033	0.0045	0.0003	0.0	0.0
57 MSU	0.0008	0.0039	0.0023	0.0025	0.0011	0.0	0.0137	0.0090	0.0074	0.0037	0.0072	0.0003
58 WVR	0.0008	0.0054	0.0018	0.0070	0.0005	0.0021	0.0099	0.0155	0.0160	0.0048	0.0	0.0001
59 NYK	0.0039	0.0061	0.0116	0.0257	0.0018	0.0068	0.0004	0.4914	0.1626	0.0235	0.0	0.0009
60 ALA	0.0	0.0	0.0	0.0	0.0	0.0001	0.0018	0.0014	0.0015	0.0004	0.0	0.0
61 WI	0.0035	0.0155	0.0052	0.0051	0.0038	0.0004	0.0201	0.0155	0.0115	0.0100	0.0121	0.0009
62 IA	0.0019	0.0066	0.0014	0.0015	0.0013	0.0	0.0105	0.0075	0.0060	0.0035	0.0067	0.0013
63 MIN	0.0016	0.0047	0.0019	0.0018	0.0004	0.0	0.0038	0.0034	0.0023	0.0037	0.0054	0.0004
64 VA	0.0	0.0015	0.0028	0.0084	0.0005	0.0009	0.0023	0.0043	0.0081	0.0047	0.0	0.0003
65 NC	0.0	0.0013	0.0024	0.0028	0.0011	0.0008	0.0082	0.0046	0.0023	0.0025	0.0	0.0004
66 NH	0.0081	0.0028	0.0309	0.0348	0.0036	0.0139	0.0	0.0004	0.2142	0.0793	0.0	0.0022
67 GA	0.0	0.0	0.0	0.0015	0.0	0.0003	0.0009	0.0020	0.0025	0.0004	0.0	0.0
68 SC	0.0	0.0005	0.0	0.0012	0.0	0.0013	0.0006	0.0004	0.0002	0.0005	0.0	0.0002
69 MD	0.0012	0.0059	0.0012	0.0080	0.0008	0.0027	0.0003	0.0076	0.0093	0.0035	0.0	0.0003
70 DE	0.0013	0.0042	0.0017	0.0084	0.0012	0.0038	0.0	0.0048	0.0076	0.0049	0.0	0.0004
71 NJ	0.0012	0.0056	0.0024	0.0180	0.0019	0.0051	0.0001	0.0022	0.0521	0.0066	0.0	0.0006
72 DC	0.0012	0.0050	0.0020	0.0073	0.0008	0.0017	0.0007	0.0066	0.0077	0.0046	0.0	0.0002
73 AR	0.0	0.0009	0.0	0.0	0.0	0.0	0.0044	0.0042	0.0026	0.0010	0.0	0.0
74 LA	0.0	0.0	0.0	0.0	0.0	0.0	0.0	0.0	0.0	0.0	0.0	0.0
75 MS	0.0	0.0	0.0	0.0002	0.0	0.0	0.0	0.0	0.0002	0.0	0.0	0.0
76 MA	0.0064	0.0023	0.0129	0.0341	0.0022	0.0067	0.0	0.0003	0.2799	0.0122	0.0	0.0012
77 CT	0.0044	0.0033	0.0088	0.0279	0.0021	0.0069	0.0	0.0007	0.1597	0.0150	0.0	0.0011
78 RI	0.0064	0.0023	0.0129	0.0341	0.0022	0.0067	0.0	0.0003	0.2799	0.0122	0.0	0.0012
79 ME	0.0087	0.0018	0.0670	0.0469	0.0071	0.0159	0.0	0.0	0.0007	0.3461	0.0	0.0033
80 VT	0.0065	0.0091	0.0248	0.0297	0.0039	0.0138	0.0005	0.1557	0.2916	0.0818	0.0	0.0022

0661B6-Mai-21
Ministère des Communications

TABLEAU 4.29

MATRICE DE TRANSFERT SOURCE-RECEPTEUR ETE 1980
DEPOT DE SO2 SEC (KG/HA-AN-TGS)
PENDANT LES PERIODES SECHES

	1 NEO	2 CEO	3 SWO	4 SEO	5 SUD	6 SBJ	7 PBL	8 NQB	9 OTT	10 ABI	11 NIT	12 CHI	13 LSJ
1 ABI	0.1813	0.2851	0.1420	0.5468	0.2310	0.2825	0.0398	0.1333	2.1920	8.4150	0.3981	0.9968	3.7050
2 CQB	0.0192	0.0126	0.0212	0.0740	0.0042	0.3962	0.2897	0.5059	0.1474	0.2019	4.7710	2.9380	0.9574
3 NQB	0.0637	0.0057	0.0154	0.0383	0.0054	0.2848	0.6026	2.9240	0.0477	0.1026	0.4057	0.2632	0.1342
10 NMN	0.1566	0.0668	0.0195	0.0148	0.0176	0.0651	0.1808	0.0876	0.0103	0.0379	0.0755	0.0244	0.0190
11 SMN	0.3986	0.1829	0.0274	0.0299	0.0366	0.2824	0.1279	0.0426	0.0371	0.1923	0.0867	0.1364	0.0755
12 NWO	1.1520	0.7413	0.1296	0.0986	0.1529	0.8856	0.3693	0.0946	0.0544	0.6904	0.2568	0.5501	0.5300
13 NEO	1.4300	9.7210	0.7678	0.5439	1.2700	0.7881	0.3551	0.0944	0.4623	1.8670	0.3487	0.8054	1.1520
14 SUD	0.2338	1.4100	3.6740	9.1310	66.3300	0.1401	0.0933	0.0418	7.2570	2.4390	0.1607	0.3684	1.1090
15 SWO	0.0	0.0	19.5400	5.2490	0.0	0.0576	0.0	0.0	1.0740	0.2156	0.0	0.0851	0.2294
16 SEO	0.0	0.0	0.0745	0.1217	0.0	0.0050	0.0073	0.0055	0.5423	0.3294	0.0795	0.1135	0.5915
17 SLV	0.0	0.0	0.0	0.0432	0.0	0.0136	0.0054	0.0305	0.2344	0.2638	0.0884	0.2054	1.3960
18 NDA	0.2224	0.7250	0.5939	1.6350	1.2300	0.3381	0.2021	0.1243	1.2730	5.2610	0.3338	0.8015	2.5830
19 GBY	0.0	0.0	0.0	0.0	0.0	0.0193	0.0288	0.0973	0.0	0.0	0.1066	0.2235	0.5225
20 NBK	0.0	0.0	0.0	0.0	0.0	0.0	0.0012	0.0203	0.0	0.0	0.0667	0.1313	0.1034
21 NSP	0.0	0.0	0.0	0.0	0.0	0.0	0.0017	0.0251	0.0	0.0	0.0337	0.0401	0.0523
22 NFL	0.0	0.0	0.0	0.0	0.0	0.0051	0.0136	0.0399	0.0	0.0	0.0122	0.0048	0.0
50 OHO	0.0	0.0	0.9284	0.4654	0.0	0.0	0.0	0.0	0.0648	0.0	0.0	0.0	0.0380
51 ILL	0.0770	0.4538	2.0870	0.9125	0.6149	0.0345	0.0309	0.0057	0.5329	0.2046	0.0161	0.0155	0.0954
52 PEN	0.0	0.0	0.0	0.1426	0.0	0.0	0.0	0.0	0.0941	0.0250	0.0	0.0371	0.0498
53 IND	0.0	0.1966	1.6870	0.6354	0.2990	0.0	0.0	0.0	0.3041	0.0710	0.0	0.0047	0.0291
54 KEN	0.0	0.0	0.4260	0.1440	0.1041	0.0	0.0	0.0	0.1125	0.0284	0.0	0.0	0.0175
55 MCH	0.0699	0.3190	6.9030	2.7910	0.5899	0.0270	0.0	0.0045	1.3200	0.3155	0.0142	0.0345	0.1931
56 TEN	0.0	0.0576	0.2226	0.0510	0.1069	0.0	0.0	0.0	0.0458	0.0242	0.0	0.0	0.0
57 MSU	0.0493	0.2308	0.6925	0.2278	0.1499	0.0440	0.0154	0.0042	0.0703	0.0779	0.0155	0.0281	0.0311
58 WVR	0.0	0.0	0.0908	0.0611	0.0	0.0	0.0	0.0	0.0128	0.0	0.0	0.0114	0.0257
59 NYK	0.0	0.0	0.0	0.0587	0.0	0.0	0.0	0.0	0.1390	0.1584	0.0343	0.0619	0.0996
60 ALA	0.0	0.0	0.0416	0.0104	0.0	0.0	0.0	0.0	0.0	0.0	0.0	0.0	0.0
61 WI	0.1503	1.3130	1.5600	1.0700	1.7810	0.0494	0.1002	0.0317	0.8618	0.5611	0.0276	0.1313	0.3336
62 IA	0.2086	0.5345	0.7478	0.3553	0.5820	0.1699	0.0536	0.0152	0.2975	0.2299	0.0624	0.0893	0.1196
63 MIN	0.3207	0.5689	0.3435	0.2410	0.5141	0.2494	0.1584	0.0080	0.2660	0.2930	0.0612	0.1281	0.0976
64 VA	0.0	0.0	0.0	0.0	0.0	0.0	0.0	0.0	0.0	0.0	0.0	0.0	0.0
65 NC	0.0	0.0	0.0892	0.0624	0.0	0.0	0.0	0.0	0.0	0.0	0.0	0.0	0.0
66 NH	0.0	0.0	0.0	0.0	0.0	0.0116	0.0	0.0021	0.0735	0.0811	0.0732	0.1070	0.2298
67 GA	0.0	0.0	0.0322	0.0	0.0	0.0	0.0	0.0	0.0	0.0	0.0	0.0	0.0
68 SC	0.0	0.0	0.0798	0.0225	0.0	0.0	0.0	0.0	0.0	0.0	0.0	0.0	0.0
69 MD	0.0	0.0	0.0	0.0304	0.0	0.0	0.0	0.0	0.0721	0.0551	0.0	0.0149	0.0324
70 DE	0.0	0.0	0.0	0.0264	0.0	0.0	0.0	0.0	0.0598	0.0587	0.0	0.0195	0.0348
71 NJ	0.0	0.0	0.0	0.0467	0.0	0.0	0.0	0.0	0.1228	0.1082	0.0276	0.0384	0.0976
72 DC	0.0	0.0	0.0	0.0211	0.0	0.0	0.0	0.0	0.0544	0.0373	0.0	0.0158	0.0287
73 AR	0.0124	0.0463	0.1384	0.0565	0.0130	0.0	0.0	0.0	0.0	0.0065	0.0	0.0	0.0
74 LA	0.0	0.0	0.0	0.0	0.0	0.0	0.0	0.0	0.0	0.0	0.0	0.0	0.0
75 MS	0.0	0.0	0.0	0.0	0.0	0.0	0.0	0.0	0.0	0.0	0.0	0.0	0.0
76 MA	0.0	0.0	0.0	0.0174	0.0	0.0	0.0	0.0018	0.0619	0.0570	0.0375	0.0650	0.1630
77 CT	0.0	0.0	0.0	0.0409	0.0	0.0	0.0	0.0	0.0955	0.0886	0.0358	0.0647	0.1434
78 RI	0.0	0.0	0.0	0.0174	0.0	0.0	0.0	0.0018	0.0619	0.0570	0.0375	0.0650	0.1630
79 ME	0.0	0.0	0.0	0.0	0.0	0.0	0.0	0.0155	0.0	0.0	0.0792	0.1226	0.1228
80 VT	0.0	0.0	0.0	0.0548	0.0	0.0097	0.0	0.0046	0.1703	0.1481	0.0901	0.1174	0.3007

056184-Mar-21
Ministère des Communications

TABLEAU 4.29 (suite)

MATRICE DE TRANSFERT SOURCE-RECEPTEUR ETE 1980
DEPOT DE SO2 SEC (KG/HA-AN-TGS)
PENDANT LES PERIODES SECHES

	14 GP	15 MTL	16 NB	17 NE	18 ANT	19 TN	20 WNY	21 ENY	22 SNA	23 NNA	24 NDA	25 LAB
1 ABI	0.7580	2.6380	0.8006	0.2693	0.5005	0.1401	0.2713	0.8947	0.5469	0.9320	0.9521	0.3036
2 CQB	0.6239	0.6318	0.1148	0.0649	0.4393	0.1030	0.0497	0.2724	0.0575	0.1325	0.0290	0.5561
3 NQB	0.0208	0.0864	0.0037	0.0010	0.0303	0.0047	0.0024	0.0315	0.0011	0.0112	0.0891	0.2446
10 NMN	0.0174	0.0177	0.0028	0.0031	0.0107	0.0044	0.0062	0.0082	0.0076	0.0048	0.0214	0.0234
11 SMN	0.0558	0.0467	0.0218	0.0119	0.0388	0.0128	0.0065	0.0072	0.0090	0.0276	0.0889	0.0201
12 NWO	0.2001	0.1128	0.1039	0.0410	0.1146	0.0115	0.0236	0.0291	0.0199	0.0801	0.6841	0.1001
13 NEO	0.3841	0.5540	0.4057	0.1717	0.2484	0.0726	0.1523	0.1364	0.1034	0.4032	4.4250	0.1822
14 SUD	0.4840	2.3570	0.9136	0.4181	0.3046	0.1455	0.9575	0.8515	0.4469	1.2260	1.6170	0.1303
15 SWO	0.1165	1.8300	0.7307	0.7007	0.1134	0.1974	7.7230	3.9390	2.2370	1.7240	0.2242	0.0206
16 SEO	0.4440	8.1700	1.9890	1.1670	0.3003	0.4127	0.0832	4.9520	2.4300	4.8670	0.0	0.1149
17 SLV	0.9482	14.3500	3.5180	1.2940	0.5459	0.4556	0.0209	0.0837	0.7743	7.2480	0.0	0.2278
18 NDA	0.4977	1.3420	0.5927	0.2322	0.3172	0.1243	0.8616	0.2166	0.1441	0.6662	66.9500	0.2020
19 GBY	12.5700	0.1158	1.3220	0.3328	3.7350	0.5857	0.0	0.0	0.0423	0.6056	0.0	0.8411
20 NBK	0.5192	0.0115	11.1200	5.0270	0.5657	1.2370	0.0	0.0	0.0049	0.1738	0.0	0.1658
21 NSP	0.2587	0.0134	0.1297	9.2210	0.3232	2.6420	0.0	0.0	0.0	0.0270	0.0	0.1139
22 NFL	0.0184	0.0	0.0315	0.0866	0.2508	14.2800	0.0	0.0	0.0	0.0	0.0	0.2291
50 OHO	0.0071	0.2952	0.0613	0.2554	0.0046	0.0549	2.2580	1.5780	1.3090	0.2555	0.0	0.0016
51 ILL	0.0537	0.4983	0.1634	0.1293	0.0613	0.0123	1.7120	0.7109	0.4320	0.2888	0.0599	0.0044
52 PEN	0.0157	0.2404	0.0852	0.6040	0.0251	0.0824	1.4500	3.1030	2.5930	0.2722	0.0	0.0068
53 IND	0.0096	0.3353	0.0587	0.1118	0.0097	0.0192	1.4940	0.8489	0.6747	0.2265	0.0	0.0
54 KEN	0.0109	0.0761	0.0437	0.0811	0.0	0.0131	0.5341	0.3302	0.3563	0.0651	0.0	0.0
55 MCH	0.1008	1.3640	0.4553	0.2850	0.1127	0.0985	2.0980	1.5340	1.0150	0.9327	0.0586	0.0170
56 TEN	0.0	0.0199	0.0	0.0749	0.0	0.0120	0.2251	0.1178	0.1356	0.0071	0.0	0.0
57 MSU	0.0249	0.1295	0.0516	0.0539	0.0264	0.0	0.5459	0.3130	0.2219	0.1048	0.1675	0.0074
58 WVR	0.0176	0.1958	0.0459	0.2022	0.0081	0.0413	0.4601	0.6313	0.6121	0.1814	0.0	0.0020
59 NYK	0.0931	0.3337	0.5409	1.3340	0.0654	0.2282	0.0148	27.9000	10.8800	1.6030	0.0	0.0278
60 ALA	0.0	0.0	0.0	0.0	0.0	0.0024	0.0519	0.0322	0.0292	0.0079	0.0	0.0
61 WI	0.1148	0.5127	0.1267	0.1092	0.1058	0.0119	0.8831	0.4908	0.3103	0.2930	0.7809	0.0256
62 IA	0.0451	0.2046	0.0314	0.0320	0.0304	0.0	0.4353	0.2150	0.1412	0.0883	0.2723	0.0292
63 MIN	0.0435	0.1233	0.0450	0.0363	0.0130	0.0	0.1122	0.0830	0.0507	0.0860	0.2382	0.0104
64 VA	0.0	0.0419	0.0804	0.2523	0.0111	0.0224	0.0773	0.1411	0.3034	0.1718	0.0	0.0070
65 NC	0.0	0.0229	0.0545	0.0662	0.0246	0.0212	0.2262	0.1176	0.0612	0.0563	0.0	0.0095
66 NH	0.3652	0.1774	2.2300	2.2540	0.1601	0.6009	0.0	0.0153	12.3700	5.3020	0.0	0.0747
67 GA	0.0	0.0	0.0	0.0312	0.0	0.0059	0.0255	0.0616	0.0698	0.0108	0.0	0.0
68 SC	0.0	0.0096	0.0	0.0285	0.0	0.0273	0.0133	0.0084	0.0033	0.0085	0.0	0.0042
69 MD	0.0308	0.2599	0.0395	0.3133	0.0169	0.0807	0.0058	0.4212	0.5812	0.1782	0.0	0.0058
70 DE	0.0368	0.1671	0.0667	0.3189	0.0236	0.1192	0.0	0.2540	0.4562	0.2767	0.0	0.0090
71 NJ	0.0294	0.2631	0.0734	0.9756	0.0525	0.1566	0.0030	0.1256	3.8310	0.3724	0.0	0.0147
72 DC	0.0332	0.2227	0.0655	0.2875	0.0166	0.0527	0.0315	0.3511	0.4159	0.2078	0.0	0.0038
73 AR	0.0	0.0191	0.0	0.0	0.0	0.0	0.1477	0.1142	0.0641	0.0205	0.0	0.0
74 LA	0.0	0.0	0.0	0.0	0.0	0.0	0.0	0.0	0.0	0.0	0.0	0.0
75 MS	0.0	0.0	0.0	0.0040	0.0	0.0	0.0	0.0	0.0082	0.0	0.0	0.0
76 MA	0.2006	0.0845	0.6571	2.1710	0.0936	0.2544	0.0	0.0135	16.2300	0.7340	0.0	0.0349
77 CT	0.1195	0.1483	0.4299	1.6030	0.0658	0.2396	0.0	0.0361	9.5960	0.9016	0.0	0.0294
78 RI	0.2006	0.0845	0.6571	2.1710	0.0936	0.2544	0.0	0.0135	16.2300	0.7340	0.0	0.0349
79 ME	0.4375	0.0962	4.7800	3.4020	0.3030	0.8236	0.0	0.0	0.0383	19.8600	0.0	0.1114
80 VT	0.2617	0.6648	1.7350	1.6990	0.1497	0.5308	0.0223	8.8850	17.3900	5.8760	0.0	0.0684

056/86-Mai-21
Ministère des Communications

TABLEAU 4.30

MATRICE DE TRANSFERT SOURCE-RECEPTEUR ETE 1980
DEPOT DE SO2 SEC (KG/HA-AN-TGS)
PENDANT LES PERIODES HUMIDES

	1 NEO	2 CEO	3 SWO	4 SEO	5 SUD	6 SBJ	7 PBL	8 NQB	9 OTT	10 ABI	11 NIT	12 CHI	13 LSJ
1 ABI	0.0210	0.0298	0.0142	0.0707	0.0236	0.0324	0.0028	0.0105	0.3623	1.7840	0.0379	0.1225	0.6222
2 CQB	0.0016	0.0009	0.0018	0.0069	0.0003	0.0516	0.0393	0.0664	0.0160	0.0230	1.0980	0.5510	0.1293
3 NQB	0.0055	0.0004	0.0012	0.0030	0.0004	0.0298	0.0707	0.6031	0.0040	0.0089	0.0470	0.0271	0.0113
10 NMN	0.0089	0.0034	0.0010	0.0006	0.0009	0.0035	0.0099	0.0043	0.0004	0.0017	0.0036	0.0012	0.0008
11 SMN	0.0216	0.0102	0.0013	0.0014	0.0019	0.0130	0.0057	0.0018	0.0017	0.0097	0.0036	0.0060	0.0036
12 NWO	0.1007	0.0580	0.0066	0.0048	0.0089	0.0586	0.0213	0.0052	0.0024	0.0437	0.0134	0.0280	0.0269
13 NEO	0.1521	1.4930	0.0563	0.0334	0.1134	0.0548	0.0212	0.0049	0.0295	0.1645	0.0207	0.0546	0.0820
14 SUD	0.0202	0.1706	0.4598	1.1920	12.0800	0.0077	0.0054	0.0020	0.8276	0.2473	0.0084	0.0209	0.0810
15 SWO	0.0	0.0	3.0520	0.5781	0.0	0.0025	0.0	0.0	0.0773	0.0122	0.0	0.0033	0.0102
16 SEO	0.0	0.0	0.0052	0.0101	0.0	0.0002	0.0002	0.0002	0.0557	0.0231	0.0031	0.0050	0.0421
17 SLV	0.0	0.0	0.0	0.0029	0.0	0.0007	0.0002	0.0012	0.0180	0.0206	0.0039	0.0117	0.1441
18 NDA	0.0278	0.1105	0.0737	0.2262	0.1812	0.0370	0.0173	0.0093	0.1735	1.0310	0.0295	0.0955	0.3655
19 GBY	0.0	0.0	0.0	0.0	0.0	0.0009	0.0015	0.0055	0.0	0.0	0.0067	0.0194	0.0527
20 NBK	0.0	0.0	0.0	0.0	0.0	0.0	0.0001	0.0010	0.0	0.0	0.0037	0.0097	0.0085
21 NSP	0.0	0.0	0.0	0.0	0.0	0.0	0.0001	0.0013	0.0	0.0	0.0019	0.0023	0.0042
22 NFL	0.0	0.0	0.0	0.0	0.0	0.0003	0.0009	0.0024	0.0	0.0	0.0006	0.0002	0.0
50 OHO	0.0	0.0	0.0673	0.0252	0.0	0.0	0.0	0.0	0.0038	0.0	0.0	0.0	0.0014
51 ILL	0.0033	0.0242	0.1370	0.0460	0.0333	0.0012	0.0012	0.0002	0.0267	0.0094	0.0006	0.0007	0.0045
52 PEN	0.0	0.0	0.0	0.0071	0.0	0.0	0.0	0.0	0.0037	0.0009	0.0	0.0015	0.0021
53 IND	0.0	0.0106	0.1041	0.0282	0.0149	0.0	0.0	0.0	0.0124	0.0027	0.0	0.0001	0.0010
54 KEN	0.0	0.0	0.0174	0.0052	0.0040	0.0	0.0	0.0	0.0040	0.0010	0.0	0.0	0.0006
55 MCH	0.0045	0.0235	0.7624	0.1955	0.0403	0.0013	0.0	0.0001	0.0727	0.0164	0.0006	0.0021	0.0095
56 TEN	0.0	0.0020	0.0078	0.0017	0.0036	0.0	0.0	0.0	0.0015	0.0008	0.0	0.0	0.0
57 MSU	0.0025	0.0087	0.0343	0.0108	0.0066	0.0019	0.0006	0.0001	0.0031	0.0028	0.0006	0.0011	0.0011
58 WVR	0.0	0.0	0.0040	0.0030	0.0	0.0	0.0	0.0	0.0004	0.0	0.0	0.0004	0.0010
59 NYK	0.0	0.0	0.0	0.0032	0.0	0.0	0.0	0.0	0.0085	0.0112	0.0013	0.0024	0.0040
60 ALA	0.0	0.0	0.0016	0.0004	0.0	0.0	0.0	0.0	0.0	0.0	0.0	0.0	0.0
61 WI	0.0072	0.0924	0.0928	0.0531	0.1223	0.0021	0.0044	0.0012	0.0396	0.0299	0.0010	0.0060	0.0146
62 IA	0.0093	0.0253	0.0376	0.0158	0.0251	0.0075	0.0022	0.0005	0.0121	0.0096	0.0025	0.0034	0.0044
63 MIN	0.0164	0.0278	0.0159	0.0107	0.0234	0.0103	0.0063	0.0003	0.0128	0.0124	0.0022	0.0047	0.0036
64 VA	0.0	0.0	0.0	0.0	0.0	0.0	0.0	0.0	0.0	0.0	0.0	0.0	0.0
65 NC	0.0	0.0	0.0034	0.0021	0.0	0.0	0.0	0.0	0.0	0.0	0.0	0.0	0.0
66 NH	0.0	0.0	0.0	0.0	0.0	0.0004	0.0	0.0001	0.0044	0.0053	0.0030	0.0044	0.0142
67 GA	0.0	0.0	0.0010	0.0	0.0	0.0	0.0	0.0	0.0	0.0	0.0	0.0	0.0
68 SC	0.0	0.0	0.0028	0.0008	0.0	0.0	0.0	0.0	0.0	0.0	0.0	0.0	0.0
69 MD	0.0	0.0	0.0	0.0011	0.0	0.0	0.0	0.0	0.0027	0.0021	0.0	0.0006	0.0016
70 DE	0.0	0.0	0.0	0.0009	0.0	0.0	0.0	0.0	0.0023	0.0023	0.0	0.0009	0.0017
71 NJ	0.0	0.0	0.0	0.0020	0.0	0.0	0.0	0.0	0.0053	0.0045	0.0012	0.0016	0.0044
72 DC	0.0	0.0	0.0	0.0007	0.0	0.0	0.0	0.0	0.0021	0.0014	0.0	0.0006	0.0013
73 AR	0.0004	0.0016	0.0059	0.0020	0.0004	0.0	0.0	0.0	0.0	0.0002	0.0	0.0	0.0
74 LA	0.0	0.0	0.0	0.0	0.0	0.0	0.0	0.0	0.0	0.0	0.0	0.0	0.0
75 MS	0.0	0.0	0.0	0.0	0.0	0.0	0.0	0.0	0.0	0.0	0.0	0.0	0.0
76 MA	0.0	0.0	0.0	0.0008	0.0	0.0	0.0	0.0001	0.0031	0.0032	0.0017	0.0025	0.0072
77 CT	0.0	0.0	0.0	0.0021	0.0	0.0	0.0	0.0	0.0050	0.0045	0.0015	0.0025	0.0058
78 RI	0.0	0.0	0.0	0.0008	0.0	0.0	0.0	0.0001	0.0031	0.0032	0.0017	0.0025	0.0072
79 ME	0.0	0.0	0.0	0.0	0.0	0.0	0.0	0.0005	0.0	0.0	0.0032	0.0063	0.0070
80 VT	0.0	0.0	0.0	0.0035	0.0	0.0003	0.0	0.0002	0.0110	0.0098	0.0037	0.0050	0.0174

066/84-Mai-21
Ministère des Communications

TABLEAU 4.30 (suite)

MATRICE DE TRANSFERT SOURCE-RECEPTEUR ETE 1980
DEPOT DE SO2 SEC (KG/HA-AN-TGS)
PENDANT LES PERIODES HUMIDES

	14 GP	15 MTL	16 NB	17 NE	18 ANT	19 TN	20 WNY	21 ENY	22 SNA	23 NNA	24 NDA	25 LAB
1 ABI	0.0818	0.3898	0.0736	0.0182	0.0409	0.0090	0.0273	0.1000	0.0492	0.0993	0.1346	0.0231
2 CQB	0.0751	0.0838	0.0103	0.0055	0.0449	0.0090	0.0043	0.0283	0.0062	0.0135	0.0025	0.0612
3 NQB	0.0018	0.0069	0.0003	0.0001	0.0026	0.0004	0.0002	0.0023	0.0001	0.0009	0.0074	0.0264
10 NMN	0.0008	0.0007	0.0001	0.0001	0.0004	0.0002	0.0003	0.0004	0.0003	0.0002	0.0009	0.0010
11 SMN	0.0025	0.0020	0.0009	0.0005	0.0017	0.0005	0.0003	0.0003	0.0004	0.0011	0.0047	0.0009
12 NWO	0.0093	0.0056	0.0046	0.0018	0.0049	0.0005	0.0011	0.0014	0.0010	0.0035	0.0580	0.0046
13 NEO	0.0207	0.0319	0.0196	0.0075	0.0119	0.0030	0.0089	0.0072	0.0052	0.0207	0.4611	0.0094
14 SUD	0.0276	0.1988	0.0515	0.0196	0.0158	0.0062	0.0802	0.0605	0.0261	0.0771	0.1447	0.0064
15 SWO	0.0048	0.1207	0.0346	0.0281	0.0044	0.0071	0.9017	0.3175	0.1359	0.0968	0.0205	0.0007
16 SEO	0.0261	1.2670	0.1435	0.0626	0.0153	0.0179	0.0057	0.6702	0.2223	0.4652	0.0	0.0048
17 SLV	0.0691	2.4820	0.3425	0.0827	0.0310	0.0232	0.0013	0.0048	0.0702	0.9882	0.0	0.0108
18 NDA	0.0455	0.1618	0.0490	0.0156	0.0249	0.0079	0.0964	0.0193	0.0116	0.0622	16.1500	0.0141
19 GBY	2.5570	0.0084	0.1614	0.0254	0.4022	0.0375	0.0	0.0	0.0024	0.0518	0.0	0.0689
20 NBK	0.0479	0.0008	2.2440	0.7454	0.0408	0.0993	0.0	0.0	0.0003	0.0153	0.0	0.0107
21 NSP	0.0204	0.0010	0.0104	1.8080	0.0260	0.2637	0.0	0.0	0.0	0.0018	0.0	0.0077
22 NFL	0.0011	0.0	0.0032	0.0063	0.0223	2.9760	0.0	0.0	0.0	0.0	0.0	0.0165
50 OHO	0.0003	0.0138	0.0022	0.0096	0.0001	0.0018	0.1546	0.0858	0.0645	0.0105	0.0	0.0001
51 ILL	0.0021	0.0219	0.0060	0.0045	0.0021	0.0004	0.0959	0.0331	0.0175	0.0111	0.0022	0.0001
52 PEN	0.0005	0.0121	0.0035	0.0276	0.0009	0.0030	0.1362	0.2500	0.1731	0.0141	0.0	0.0002
53 IND	0.0003	0.0130	0.0022	0.0040	0.0003	0.0006	0.0808	0.0412	0.0286	0.0084	0.0	0.0
54 KEN	0.0004	0.0026	0.0014	0.0029	0.0	0.0004	0.0227	0.0135	0.0140	0.0023	0.0	0.0
55 MCH	0.0047	0.0736	0.0186	0.0104	0.0045	0.0034	0.1364	0.0814	0.0461	0.0420	0.0026	0.0006
56 TEN	0.0	0.0006	0.0	0.0025	0.0	0.0004	0.0088	0.0051	0.0053	0.0003	0.0	0.0
57 MSU	0.0010	0.0054	0.0018	0.0018	0.0009	0.0	0.0253	0.0133	0.0087	0.0040	0.0058	0.0003
58 WVR	0.0006	0.0085	0.0017	0.0078	0.0003	0.0014	0.0238	0.0296	0.0276	0.0081	0.0	0.0001
59 NYK	0.0033	0.0196	0.0279	0.0752	0.0029	0.0095	0.0007	4.5120	1.3380	0.1208	0.0	0.0011
60 ALA	0.0	0.0	0.0	0.0	0.0	0.0001	0.0020	0.0011	0.0010	0.0003	0.0	0.0
61 WI	0.0047	0.0212	0.0045	0.0037	0.0040	0.0004	0.0437	0.0198	0.0115	0.0113	0.0547	0.0010
62 IA	0.0016	0.0082	0.0011	0.0011	0.0010	0.0	0.0206	0.0082	0.0049	0.0032	0.0127	0.0010
63 MIN	0.0016	0.0045	0.0016	0.0012	0.0005	0.0	0.0044	0.0030	0.0017	0.0030	0.0118	0.0004
64 VA	0.0	0.0016	0.0031	0.0099	0.0004	0.0008	0.0032	0.0058	0.0135	0.0075	0.0	0.0002
65 NC	0.0	0.0007	0.0019	0.0023	0.0008	0.0008	0.0085	0.0043	0.0023	0.0019	0.0	0.0003
66 NH	0.0184	0.0119	0.1888	0.1583	0.0079	0.0294	0.0	0.0007	1.8950	0.6530	0.0	0.0031
67 GA	0.0	0.0	0.0	0.0010	0.0	0.0002	0.0010	0.0024	0.0027	0.0004	0.0	0.0
68 SC	0.0	0.0003	0.0	0.0010	0.0	0.0009	0.0005	0.0003	0.0001	0.0003	0.0	0.0001
69 MD	0.0011	0.0129	0.0016	0.0143	0.0006	0.0031	0.0002	0.0253	0.0391	0.0099	0.0	0.0002
70 DE	0.0014	0.0078	0.0031	0.0143	0.0008	0.0048	0.0	0.0146	0.0294	0.0167	0.0	0.0003
71 NJ	0.0010	0.0137	0.0029	0.0571	0.0019	0.0062	0.0001	0.0078	0.3776	0.0226	0.0	0.0005
72 DC	0.0012	0.0111	0.0027	0.0132	0.0006	0.0021	0.0015	0.0202	0.0243	0.0105	0.0	0.0001
73 AR	0.0	0.0006	0.0	0.0	0.0	0.0	0.0061	0.0042	0.0023	0.0007	0.0	0.0
74 LA	0.0	0.0	0.0	0.0	0.0	0.0	0.0	0.0	0.0	0.0	0.0	0.0
75 MS	0.0	0.0	0.0	0.0001	0.0	0.0	0.0	0.0	0.0004	0.0	0.0	0.0
76 MA	0.0081	0.0038	0.0364	0.1494	0.0046	0.0115	0.0	0.0006	2.4660	0.0476	0.0	0.0014
77 CT	0.0045	0.0074	0.0231	0.0989	0.0027	0.0102	0.0	0.0021	1.3700	0.0582	0.0	0.0011
78 RI	0.0081	0.0038	0.0364	0.1494	0.0046	0.0115	0.0	0.0006	2.4660	0.0476	0.0	0.0014
79 ME	0.0239	0.0056	0.5235	0.2923	0.0148	0.0464	0.0	0.0	0.0022	3.0940	0.0	0.0046
80 VT	0.0122	0.0592	0.1364	0.1044	0.0068	0.0240	0.0011	1.4090	2.5120	0.6337	0.0	0.0027

065/84-Mai-21
Ministère des Communications

TABLEAU 4.31

MATRICE DE TRANSFERT SOURCE-RECEPTEUR ETE 1980
DEPOT DE SO4 SEC (KG/HA-AN-TGS)
PENDANT LES PERIODES SECHES

	1 NEO	2 CEO	3 SWO	4 SEO	5 SUD	6 SBJ	7 PBL	8 NQB	9 OTT	10 ABI	11 NIT	12 CHI	13 LSJ
1 ABI	0.0337	0.0619	0.0331	0.0855	0.0521	0.0534	0.0157	0.0442	0.2266	0.5317	0.0996	0.1688	0.3723
2 CQB	0.0075	0.0063	0.0081	0.0233	0.0022	0.0719	0.0493	0.0906	0.0357	0.0452	0.3439	0.2994	0.1639
3 NQB	0.0233	0.0036	0.0071	0.0165	0.0037	0.0733	0.1287	0.2544	0.0187	0.0371	0.0884	0.0695	0.0507
10 NMN	0.0552	0.0277	0.0089	0.0085	0.0081	0.0257	0.0678	0.0393	0.0067	0.0205	0.0368	0.0118	0.0132
11 SMN	0.1523	0.0662	0.0144	0.0145	0.0145	0.1460	0.0721	0.0259	0.0187	0.0826	0.0553	0.0789	0.0373
12 NWO	0.2118	0.1606	0.0555	0.0464	0.0516	0.2461	0.1274	0.0353	0.0305	0.2058	0.1048	0.2350	0.2267
13 NEO	0.1948	0.6932	0.1830	0.1698	0.2260	0.2036	0.1154	0.0385	0.1361	0.3390	0.1144	0.2157	0.2874
14 SUD	0.0437	0.1557	0.3833	0.8851	3.1390	0.0528	0.0320	0.0192	0.8841	0.3580	0.0651	0.1301	0.2661
15 SWO	0.0	0.0	1.0990	0.5827	0.0	0.0254	0.0	0.0	0.2262	0.0638	0.0	0.0459	0.0991
16 SEO	0.0	0.0	0.0172	0.0219	0.0	0.0034	0.0065	0.0043	0.0720	0.0753	0.0456	0.0532	0.1321
17 SLV	0.0	0.0	0.0	0.0111	0.0	0.0059	0.0037	0.0190	0.0496	0.0544	0.0449	0.0668	0.1942
18 NDA	0.0366	0.0863	0.0991	0.2290	0.1551	0.0684	0.0594	0.0452	0.1825	0.3940	0.0937	0.1424	0.3484
19 GBY	0.0	0.0	0.0	0.0	0.0	0.0127	0.0158	0.0436	0.0	0.0	0.0391	0.0496	0.0937
20 NBK	0.0	0.0	0.0	0.0	0.0	0.0	0.0010	0.0136	0.0	0.0	0.0310	0.0369	0.0246
21 NSP	0.0	0.0	0.0	0.0	0.0	0.0	0.0010	0.0133	0.0	0.0	0.0158	0.0179	0.0131
22 NFL	0.0	0.0	0.0	0.0	0.0	0.0021	0.0050	0.0161	0.0	0.0	0.0075	0.0027	0.0
50 OHO	0.0	0.0	0.1939	0.1476	0.0	0.0	0.0	0.0	0.0184	0.0	0.0	0.0	0.0239
51 ILL	0.0346	0.1470	0.5013	0.3225	0.1945	0.0248	0.0180	0.0047	0.1903	0.0842	0.0106	0.0061	0.0374
52 PEN	0.0	0.0	0.0	0.0514	0.0	0.0	0.0	0.0	0.0508	0.0147	0.0	0.0201	0.0244
53 IND	0.0	0.0626	0.4424	0.2746	0.1069	0.0	0.0	0.0	0.1536	0.0409	0.0	0.0043	0.0209
54 KEN	0.0	0.0	0.2141	0.0944	0.0574	0.0	0.0	0.0	0.0737	0.0200	0.0	0.0	0.0137
55 MCH	0.0175	0.0649	0.7630	0.6113	0.1339	0.0106	0.0	0.0038	0.4077	0.1067	0.0061	0.0095	0.0706
56 TEN	0.0	0.0410	0.1543	0.0408	0.0831	0.0	0.0	0.0	0.0389	0.0218	0.0	0.0	0.0
57 MSU	0.0171	0.1341	0.2512	0.0886	0.0663	0.0206	0.0094	0.0035	0.0308	0.0498	0.0093	0.0143	0.0221
58 WVR	0.0	0.0	0.0396	0.0227	0.0	0.0	0.0	0.0	0.0092	0.0	0.0	0.0077	0.0146
59 NYK	0.0	0.0	0.0	0.0183	0.0	0.0	0.0	0.0	0.0369	0.0344	0.0192	0.0331	0.0516
60 ALA	0.0	0.0	0.0243	0.0062	0.0	0.0	0.0	0.0	0.0	0.0	0.0	0.0	0.0
61 WI	0.0572	0.2855	0.4313	0.3872	0.4014	0.0222	0.0442	0.0180	0.3525	0.1825	0.0170	0.0542	0.1468
62 IA	0.0890	0.2086	0.2652	0.1537	0.2644	0.0736	0.0272	0.0100	0.1506	0.1108	0.0319	0.0500	0.0741
63 MIN	0.1107	0.2103	0.1383	0.1039	0.2129	0.1215	0.0832	0.0039	0.1009	0.1377	0.0393	0.0784	0.0592
64 VA	0.0	0.0	0.0	0.0	0.0	0.0	0.0	0.0	0.0	0.0	0.0	0.0	0.0
65 NC	0.0	0.0	0.0520	0.0494	0.0	0.0	0.0	0.0	0.0	0.0	0.0	0.0	0.0
66 NH	0.0	0.0	0.0	0.0	0.0	0.0076	0.0	0.0019	0.0202	0.0195	0.0365	0.0527	0.0604
67 GA	0.0	0.0	0.0281	0.0	0.0	0.0	0.0	0.0	0.0	0.0	0.0	0.0	0.0
68 SC	0.0	0.0	0.0550	0.0174	0.0	0.0	0.0	0.0	0.0	0.0	0.0	0.0	0.0
69 MD	0.0	0.0	0.0	0.0208	0.0	0.0	0.0	0.0	0.0433	0.0316	0.0	0.0077	0.0118
70 DE	0.0	0.0	0.0	0.0174	0.0	0.0	0.0	0.0	0.0349	0.0307	0.0	0.0083	0.0127
71 NJ	0.0	0.0	0.0	0.0217	0.0	0.0	0.0	0.0	0.0549	0.0521	0.0128	0.0189	0.0412
72 DC	0.0	0.0	0.0	0.0141	0.0	0.0	0.0	0.0	0.0317	0.0207	0.0	0.0081	0.0121
73 AR	0.0088	0.0354	0.0648	0.0387	0.0120	0.0	0.0	0.0	0.0	0.0064	0.0	0.0	0.0
74 LA	0.0	0.0	0.0	0.0	0.0	0.0	0.0	0.0	0.0	0.0	0.0	0.0	0.0
75 MS	0.0	0.0	0.0	0.0	0.0	0.0	0.0	0.0	0.0	0.0	0.0	0.0	0.0
76 MA	0.0	0.0	0.0	0.0066	0.0	0.0	0.0	0.0016	0.0221	0.0175	0.0163	0.0380	0.0711
77 CT	0.0	0.0	0.0	0.0137	0.0	0.0	0.0	0.0	0.0316	0.0308	0.0162	0.0360	0.0725
78 RI	0.0	0.0	0.0	0.0066	0.0	0.0	0.0	0.0016	0.0221	0.0175	0.0163	0.0380	0.0711
79 ME	0.0	0.0	0.0	0.0	0.0	0.0	0.0	0.0131	0.0	0.0	0.0396	0.0424	0.0358
80 VT	0.0	0.0	0.0	0.0139	0.0	0.0072	0.0	0.0033	0.0417	0.0353	0.0447	0.0551	0.0867

056/84-Mai-21
Ministère des Communications

TABLEAU 4.31 (suite)

MATRICE DE TRANSFERT SOURCE-RECEPTEUR ETE 1980
DEPOT DE SO4 SEC (KG/HA-AN-TGS)
PENDANT LES PERIODES SECHES

	14 GP	15 MTL	16 NB	17 NE	18 ANT	19 TN	20 WNY	21 ENY	22 SNA	23 NNA	24 NDA	25 LAB
1 ABI	0.1570	0.3308	0.2112	0.1145	0.1577	0.0649	0.0623	0.1754	0.1493	0.1967	0.1286	0.1070
2 CQB	0.1280	0.1113	0.0389	0.0245	0.1176	0.0366	0.0179	0.0708	0.0142	0.0358	0.0105	0.1319
3 NQB	0.0077	0.0367	0.0015	0.0004	0.0115	0.0021	0.0016	0.0169	0.0005	0.0052	0.0346	0.0597
10 NMN	0.0098	0.0138	0.0019	0.0025	0.0069	0.0027	0.0031	0.0048	0.0052	0.0038	0.0129	0.0144
11 SMN	0.0298	0.0279	0.0141	0.0084	0.0217	0.0093	0.0037	0.0048	0.0057	0.0195	0.0355	0.0120
12 NWO	0.1020	0.0506	0.0598	0.0231	0.0703	0.0074	0.0114	0.0131	0.0092	0.0452	0.1316	0.0509
13 NEO	0.1479	0.1911	0.1900	0.1000	0.1194	0.0482	0.0511	0.0540	0.0458	0.1687	0.6226	0.0763
14 SUD	0.1698	0.4572	0.3265	0.2079	0.1249	0.0877	0.1877	0.2126	0.1509	0.3689	0.2870	0.0592
15 SWO	0.0568	0.4366	0.2840	0.3635	0.0631	0.1296	0.7777	0.7058	0.6004	0.5184	0.0334	0.0141
16 SEO	0.1301	0.5460	0.4359	0.3910	0.1082	0.1960	0.0197	0.4253	0.3819	0.7184	0.0	0.0581
17 SLV	0.2149	0.8429	0.5324	0.3534	0.1775	0.1760	0.0057	0.0267	0.1296	0.6589	0.0	0.1000
18 NDA	0.1325	0.2342	0.1834	0.0996	0.1064	0.0586	0.1687	0.0599	0.0465	0.1718	3.0500	0.0814
19 GBY	0.7700	0.0332	0.1815	0.0890	0.6113	0.2069	0.0	0.0	0.0193	0.1368	0.0	0.2025
20 NBK	0.1056	0.0039	0.6922	0.5190	0.1644	0.3062	0.0	0.0	0.0018	0.0377	0.0	0.0581
21 NSP	0.0655	0.0038	0.0320	0.6046	0.0799	0.4808	0.0	0.0	0.0	0.0088	0.0	0.0367
22 NFL	0.0070	0.0	0.0055	0.0247	0.0538	0.8354	0.0	0.0	0.0	0.0	0.0	0.0668
50 OHO	0.0043	0.1179	0.0384	0.1507	0.0038	0.0445	0.5108	0.4976	0.4784	0.1253	0.0	0.0015
51 ILL	0.0296	0.2187	0.1004	0.0924	0.0459	0.0095	0.5162	0.2846	0.2203	0.1621	0.0372	0.0041
52 PEN	0.0115	0.0851	0.0422	0.2487	0.0160	0.0522	0.2070	0.5561	0.6080	0.0925	0.0	0.0047
53 IND	0.0065	0.1864	0.0348	0.0723	0.0089	0.0171	0.4743	0.3179	0.3156	0.1386	0.0	0.0
54 KEN	0.0092	0.0547	0.0377	0.0518	0.0	0.0113	0.2491	0.1650	0.1917	0.0465	0.0	0.0
55 MCH	0.0400	0.4347	0.2278	0.1783	0.0585	0.0688	0.5109	0.5013	0.4224	0.3942	0.0262	0.0123
56 TEN	0.0	0.0186	0.0	0.0560	0.0	0.0104	0.1218	0.0527	0.0740	0.0041	0.0	0.0
57 MSU	0.0132	0.0629	0.0376	0.0408	0.0177	0.0	0.2200	0.1449	0.1212	0.0611	0.1185	0.0053
58 WVR	0.0131	0.0878	0.0288	0.1135	0.0075	0.0344	0.1563	0.2493	0.2572	0.0771	0.0	0.0012
59 NYK	0.0636	0.0942	0.1840	0.3989	0.0287	0.1107	0.0056	1.4350	1.0010	0.3164	0.0	0.0148
60 ALA	0.0	0.0	0.0	0.0	0.0	0.0023	0.0291	0.0233	0.0244	0.0070	0.0	0.0
61 WI	0.0573	0.2512	0.0851	0.0829	0.0615	0.0073	0.3208	0.2525	0.1884	0.1629	0.1709	0.0146
62 IA	0.0317	0.1071	0.0235	0.0242	0.0221	0.0	0.1690	0.1216	0.0987	0.0575	0.1078	0.0212
63 MIN	0.0254	0.0759	0.0309	0.0297	0.0069	0.0	0.0614	0.0556	0.0378	0.0598	0.0858	0.0067
64 VA	0.0	0.0247	0.0461	0.1360	0.0074	0.0146	0.0379	0.0693	0.1312	0.0763	0.0	0.0048
65 NC	0.0	0.0212	0.0396	0.0463	0.0181	0.0127	0.1334	0.0747	0.0379	0.0409	0.0	0.0070
66 NH	0.1285	0.0413	0.3719	0.4920	0.0580	0.2224	0.0	0.0058	0.7291	0.4867	0.0	0.0363
67 GA	0.0	0.0	0.0	0.0251	0.0	0.0051	0.0153	0.0327	0.0403	0.0072	0.0	0.0
68 SC	0.0	0.0083	0.0	0.0191	0.0	0.0219	0.0090	0.0074	0.0032	0.0082	0.0	0.0036
69 MD	0.0194	0.0941	0.0193	0.1294	0.0133	0.0442	0.0047	0.1150	0.1348	0.0546	0.0	0.0052
70 DE	0.0219	0.0672	0.0268	0.1361	0.0202	0.0623	0.0	0.0735	0.1123	0.0752	0.0	0.0070
71 NJ	0.0198	0.0885	0.0387	0.2761	0.0318	0.0836	0.0017	0.0324	0.5078	0.0997	0.0	0.0097
72 DC	0.0202	0.0803	0.0332	0.1175	0.0133	0.0277	0.0119	0.1017	0.1184	0.0729	0.0	0.0033
73 AR	0.0	0.0148	0.0	0.0	0.0	0.0	0.0715	0.0690	0.0431	0.0168	0.0	0.0
74 LA	0.0	0.0	0.0	0.0	0.0	0.0	0.0	0.0	0.0	0.0	0.0	0.0
75 MS	0.0	0.0	0.0	0.0030	0.0	0.0	0.0	0.0	0.0029	0.0	0.0	0.0
76 MA	0.1035	0.0364	0.2012	0.4879	0.0347	0.1075	0.0	0.0054	0.9758	0.1795	0.0	0.0190
77 CT	0.0713	0.0532	0.1382	0.4206	0.0336	0.1109	0.0	0.0105	0.6634	0.2220	0.0	0.0181
78 RI	0.1035	0.0364	0.2012	0.4879	0.0347	0.1075	0.0	0.0054	0.9758	0.1795	0.0	0.0190
79 ME	0.1365	0.0275	0.5355	0.5551	0.1125	0.2462	0.0	0.0	0.0111	1.1240	0.0	0.0542
80 VT	0.1050	0.1027	0.3224	0.4482	0.0622	0.2229	0.0080	0.4805	1.1730	0.6751	0.0	0.0358

0661BA-Mai-21
Ministère des Communications

TABLEAU 4.32

MATRICE DE TRANSFERT SOURCE-RECEPTEUR ETE 1980
DEPOT DE SO4 SEC (KG/HA-AN-TGS)
PENDANT LES PERIODES HUMIDES

	1 NEO	2 CEO	3 SWO	4 SEO	5 SUD	6 SBJ	7 PBL	8 NQB	9 OTT	10 ABI	11 NIT	12 CHI	13 LSJ
1 ABI	0.0012	0.0020	0.0010	0.0034	0.0016	0.0019	0.0004	0.0012	0.0143	0.0645	0.0030	0.0063	0.0244
2 CQB	0.0003	0.0002	0.0003	0.0009	0.0001	0.0033	0.0023	0.0042	0.0015	0.0019	0.0378	0.0213	0.0078
3 NQB	0.0009	0.0001	0.0003	0.0006	0.0001	0.0031	0.0056	0.0219	0.0007	0.0015	0.0038	0.0029	0.0020
10 NMN	0.0013	0.0006	0.0002	0.0002	0.0002	0.0006	0.0016	0.0009	0.0002	0.0005	0.0008	0.0003	0.0003
11 SMN	0.0036	0.0016	0.0003	0.0003	0.0003	0.0034	0.0016	0.0006	0.0004	0.0019	0.0013	0.0018	0.0009
12 NWO	0.0060	0.0042	0.0013	0.0011	0.0012	0.0060	0.0030	0.0008	0.0007	0.0050	0.0024	0.0054	0.0053
13 NEO	0.0070	0.0552	0.0046	0.0041	0.0066	0.0051	0.0027	0.0009	0.0033	0.0097	0.0027	0.0053	0.0072
14 SUD	0.0012	0.0070	0.0185	0.0468	0.4034	0.0012	0.0008	0.0004	0.0355	0.0120	0.0015	0.0031	0.0067
15 SWO	0.0	0.0	0.1075	0.0232	0.0	0.0005	0.0	0.0	0.0051	0.0013	0.0	0.0009	0.0019
16 SEO	0.0	0.0	0.0004	0.0006	0.0	0.0001	0.0001	0.0001	0.0024	0.0017	0.0009	0.0011	0.0030
17 SLV	0.0	0.0	0.0	0.0003	0.0	0.0001	0.0001	0.0004	0.0012	0.0014	0.0010	0.0015	0.0063
18 NDA	0.0014	0.0046	0.0038	0.0102	0.0077	0.0023	0.0017	0.0013	0.0079	0.0384	0.0027	0.0052	0.0161
19 GBY	0.0	0.0	0.0	0.0	0.0	0.0003	0.0004	0.0012	0.0	0.0	0.0011	0.0015	0.0030
20 NBK	0.0	0.0	0.0	0.0	0.0	0.0	0.0000	0.0004	0.0	0.0	0.0008	0.0010	0.0007
21 NSP	0.0	0.0	0.0	0.0	0.0	0.0	0.0000	0.0004	0.0	0.0	0.0004	0.0005	0.0004
22 NFL	0.0	0.0	0.0	0.0	0.0	0.0001	0.0001	0.0004	0.0	0.0	0.0002	0.0001	0.0
50 OHO	0.0	0.0	0.0044	0.0030	0.0	0.0	0.0	0.0	0.0004	0.0	0.0	0.0	0.0005
51 ILL	0.0007	0.0030	0.0108	0.0064	0.0039	0.0005	0.0003	0.0001	0.0038	0.0017	0.0002	0.0001	0.0007
52 PEN	0.0	0.0	0.0	0.0010	0.0	0.0	0.0	0.0	0.0010	0.0003	0.0	0.0004	0.0005
53 IND	0.0	0.0013	0.0093	0.0054	0.0021	0.0	0.0	0.0	0.0030	0.0008	0.0	0.0001	0.0004
54 KEN	0.0	0.0	0.0042	0.0018	0.0011	0.0	0.0	0.0	0.0014	0.0004	0.0	0.0	0.0003
55 MCH	0.0004	0.0015	0.0306	0.0136	0.0029	0.0002	0.0	0.0001	0.0082	0.0021	0.0001	0.0002	0.0014
56 TEN	0.0	0.0008	0.0030	0.0008	0.0016	0.0	0.0	0.0	0.0007	0.0004	0.0	0.0	0.0
57 MSU	0.0003	0.0026	0.0050	0.0017	0.0013	0.0004	0.0002	0.0001	0.0006	0.0010	0.0002	0.0003	0.0004
58 WVR	0.0	0.0	0.0008	0.0004	0.0	0.0	0.0	0.0	0.0002	0.0	0.0	0.0001	0.0003
59 NYK	0.0	0.0	0.0	0.0004	0.0	0.0	0.0	0.0	0.0008	0.0008	0.0004	0.0006	0.0010
60 ALA	0.0	0.0	0.0005	0.0001	0.0	0.0	0.0	0.0	0.0	0.0	0.0	0.0	0.0
61 WI	0.0011	0.0064	0.0089	0.0077	0.0088	0.0004	0.0009	0.0003	0.0069	0.0037	0.0003	0.0011	0.0029
62 IA	0.0017	0.0041	0.0053	0.0030	0.0052	0.0014	0.0005	0.0002	0.0029	0.0022	0.0006	0.0010	0.0014
63 MIN	0.0022	0.0042	0.0027	0.0020	0.0042	0.0024	0.0016	0.0001	0.0020	0.0027	0.0008	0.0015	0.0011
64 VA	0.0	0.0	0.0	0.0	0.0	0.0	0.0	0.0	0.0	0.0	0.0	0.0	0.0
65 NC	0.0	0.0	0.0010	0.0010	0.0	0.0	0.0	0.0	0.0	0.0	0.0	0.0	0.0
66 NH	0.0	0.0	0.0	0.0	0.0	0.0001	0.0	0.0000	0.0004	0.0004	0.0007	0.0010	0.0013
67 GA	0.0	0.0	0.0005	0.0	0.0	0.0	0.0	0.0	0.0	0.0	0.0	0.0	0.0
68 SC	0.0	0.0	0.0011	0.0003	0.0	0.0	0.0	0.0	0.0	0.0	0.0	0.0	0.0
69 MD	0.0	0.0	0.0	0.0004	0.0	0.0	0.0	0.0	0.0008	0.0006	0.0	0.0001	0.0002
70 DE	0.0	0.0	0.0	0.0003	0.0	0.0	0.0	0.0	0.0007	0.0006	0.0	0.0002	0.0003
71 NJ	0.0	0.0	0.0	0.0004	0.0	0.0	0.0	0.0	0.0011	0.0010	0.0002	0.0004	0.0008
72 DC	0.0	0.0	0.0	0.0003	0.0	0.0	0.0	0.0	0.0006	0.0004	0.0	0.0002	0.0002
73 AR	0.0002	0.0007	0.0013	0.0007	0.0002	0.0	0.0	0.0	0.0	0.0001	0.0	0.0	0.0
74 LA	0.0	0.0	0.0	0.0	0.0	0.0	0.0	0.0	0.0	0.0	0.0	0.0	0.0
75 MS	0.0	0.0	0.0	0.0	0.0	0.0	0.0	0.0	0.0	0.0	0.0	0.0	0.0
76 MA	0.0	0.0	0.0	0.0001	0.0	0.0	0.0	0.0000	0.0004	0.0004	0.0003	0.0007	0.0014
77 CT	0.0	0.0	0.0	0.0003	0.0	0.0	0.0	0.0	0.0006	0.0006	0.0003	0.0007	0.0014
78 RI	0.0	0.0	0.0	0.0001	0.0	0.0	0.0	0.0000	0.0004	0.0004	0.0003	0.0007	0.0014
79 ME	0.0	0.0	0.0	0.0	0.0	0.0	0.0	0.0003	0.0	0.0	0.0008	0.0008	0.0007
80 VT	0.0	0.0	0.0	0.0003	0.0	0.0001	0.0	0.0001	0.0009	0.0008	0.0009	0.0011	0.0018

066/84-Mai-21
Ministère des Communications

TABLEAU 4.32 (suite)

MATRICE DE TRANSFERT SOURCE-RECEPTEUR ETE 1980
DEPOT DE SO4 SEC (KG/HA-AN-TGS)
PENDANT LES PERIODES HUMIDES

	14 GP	15 MTL	16 NB	17 NE	18 ANT	19 TN	20 WNY	21 ENY	22 SNA	23 NNA	24 NDA	25 LAB
1 ABI	0.0052	0.0165	0.0063	0.0031	0.0045	0.0018	0.0020	0.0060	0.0044	0.0064	0.0059	0.0030
2 CQB	0.0056	0.0052	0.0016	0.0010	0.0049	0.0015	0.0007	0.0029	0.0006	0.0015	0.0004	0.0056
3 NQB	0.0003	0.0014	0.0001	0.0000	0.0005	0.0001	0.0001	0.0006	0.0000	0.0002	0.0014	0.0025
10 NMN	0.0002	0.0003	0.0000	0.0001	0.0002	0.0001	0.0001	0.0001	0.0001	0.0001	0.0003	0.0003
11 SMN	0.0007	0.0006	0.0003	0.0002	0.0005	0.0002	0.0001	0.0001	0.0001	0.0004	0.0008	0.0003
12 NWO	0.0023	0.0012	0.0014	0.0005	0.0016	0.0002	0.0003	0.0003	0.0002	0.0010	0.0037	0.0012
13 NEO	0.0035	0.0045	0.0044	0.0023	0.0027	0.0011	0.0012	0.0013	0.0011	0.0039	0.0216	0.0018
14 SUD	0.0040	0.0126	0.0077	0.0048	0.0029	0.0020	0.0052	0.0053	0.0036	0.0089	0.0083	0.0014
15 SWO	0.0011	0.0094	0.0056	0.0071	0.0012	0.0025	0.0352	0.0175	0.0125	0.0105	0.0010	0.0003
16 SEO	0.0028	0.0449	0.0101	0.0083	0.0023	0.0041	0.0004	0.0244	0.0108	0.0214	0.0	0.0012
17 SLV	0.0053	0.0849	0.0162	0.0083	0.0041	0.0040	0.0001	0.0006	0.0037	0.0358	0.0	0.0022
18 NDA	0.0039	0.0086	0.0052	0.0027	0.0030	0.0016	0.0057	0.0018	0.0013	0.0052	0.5315	0.0022
19 GBY	0.0839	0.0009	0.0069	0.0025	0.0206	0.0057	0.0	0.0	0.0005	0.0040	0.0	0.0058
20 NBK	0.0032	0.0001	0.0737	0.0269	0.0046	0.0088	0.0	0.0	0.0000	0.0011	0.0	0.0016
21 NSP	0.0019	0.0001	0.0009	0.0597	0.0023	0.0153	0.0	0.0	0.0	0.0002	0.0	0.0010
22 NFL	0.0002	0.0	0.0002	0.0007	0.0016	0.0971	0.0	0.0	0.0	0.0	0.0	0.0019
50 OHO	0.0001	0.0023	0.0007	0.0029	0.0001	0.0009	0.0112	0.0100	0.0095	0.0024	0.0	0.0000
51 ILL	0.0006	0.0043	0.0019	0.0018	0.0009	0.0002	0.0105	0.0056	0.0043	0.0031	0.0007	0.0001
52 PEN	0.0002	0.0017	0.0008	0.0049	0.0003	0.0010	0.0062	0.0138	0.0132	0.0018	0.0	0.0001
53 IND	0.0001	0.0036	0.0007	0.0014	0.0002	0.0003	0.0096	0.0063	0.0061	0.0027	0.0	0.0
54 KEN	0.0002	0.0011	0.0007	0.0010	0.0	0.0002	0.0049	0.0032	0.0037	0.0009	0.0	0.0
55 MCH	0.0008	0.0087	0.0044	0.0034	0.0011	0.0013	0.0109	0.0100	0.0083	0.0077	0.0005	0.0002
56 TEN	0.0	0.0004	0.0	0.0011	0.0	0.0002	0.0024	0.0010	0.0014	0.0001	0.0	0.0
57 MSU	0.0003	0.0012	0.0007	0.0008	0.0003	0.0	0.0043	0.0028	0.0023	0.0012	0.0023	0.0001
58 WVR	0.0003	0.0017	0.0006	0.0022	0.0001	0.0007	0.0031	0.0049	0.0050	0.0015	0.0	0.0000
59 NYK	0.0012	0.0019	0.0037	0.0081	0.0006	0.0022	0.0001	0.1550	0.0513	0.0074	0.0	0.0003
60 ALA	0.0	0.0	0.0	0.0	0.0	0.0000	0.0006	0.0004	0.0005	0.0001	0.0	0.0
61 WI	0.0011	0.0049	0.0016	0.0016	0.0012	0.0001	0.0064	0.0049	0.0036	0.0032	0.0038	0.0003
62 IA	0.0006	0.0021	0.0005	0.0005	0.0004	0.0	0.0033	0.0024	0.0019	0.0011	0.0021	0.0004
63 MIN	0.0005	0.0015	0.0006	0.0006	0.0001	0.0	0.0012	0.0011	0.0007	0.0012	0.0017	0.0001
64 VA	0.0	0.0005	0.0009	0.0026	0.0001	0.0003	0.0007	0.0013	0.0026	0.0015	0.0	0.0001
65 NC	0.0	0.0004	0.0008	0.0009	0.0003	0.0002	0.0026	0.0014	0.0007	0.0008	0.0	0.0001
66 NH	0.0026	0.0009	0.0097	0.0110	0.0011	0.0044	0.0	0.0001	0.0676	0.0250	0.0	0.0007
67 GA	0.0	0.0	0.0	0.0005	0.0	0.0001	0.0003	0.0006	0.0008	0.0001	0.0	0.0
68 SC	0.0	0.0002	0.0	0.0004	0.0	0.0004	0.0002	0.0001	0.0001	0.0002	0.0	0.0001
69 MD	0.0004	0.0019	0.0004	0.0025	0.0003	0.0009	0.0001	0.0024	0.0029	0.0011	0.0	0.0001
70 DE	0.0004	0.0013	0.0005	0.0027	0.0004	0.0012	0.0	0.0015	0.0024	0.0016	0.0	0.0001
71 NJ	0.0004	0.0018	0.0007	0.0057	0.0006	0.0016	0.0000	0.0007	0.0164	0.0021	0.0	0.0002
72 DC	0.0004	0.0016	0.0006	0.0023	0.0003	0.0005	0.0002	0.0021	0.0024	0.0014	0.0	0.0001
73 AR	0.0	0.0003	0.0	0.0	0.0	0.0	0.0014	0.0013	0.0008	0.0003	0.0	0.0
74 LA	0.0	0.0	0.0	0.0	0.0	0.0	0.0	0.0	0.0	0.0	0.0	0.0
75 MS	0.0	0.0	0.0	0.0001	0.0	0.0	0.0	0.0	0.0001	0.0	0.0	0.0
76 MA	0.0020	0.0007	0.0041	0.0107	0.0007	0.0021	0.0	0.0001	0.0883	0.0038	0.0	0.0004
77 CT	0.0014	0.0011	0.0028	0.0088	0.0007	0.0022	0.0	0.0002	0.0504	0.0047	0.0	0.0004
78 RI	0.0020	0.0007	0.0041	0.0107	0.0007	0.0021	0.0	0.0001	0.0883	0.0038	0.0	0.0004
79 ME	0.0028	0.0006	0.0211	0.0148	0.0022	0.0050	0.0	0.0	0.0002	0.1092	0.0	0.0011
80 VT	0.0021	0.0029	0.0078	0.0094	0.0012	0.0044	0.0002	0.0491	0.0920	0.0258	0.0	0.0007

056/84-Mar-21
Ministère des Communications

TABLEAU 4.33

MATRICE DE TRANSFERT SOURCE-RECEPTEUR ETE 1980
DEPOT DE SOUFRE SEC (KG/HA-AN-TGS)

	1 NEO	2 CEO	3 SWO	4 SEO	5 SUD	6 SBJ	7 PBL	8 NQB	9 OTT	10 ABI	11 NIT	12 CHI	13 LSJ
1 ABI	0.1128	0.1788	0.0894	0.3384	0.1452	0.1758	0.0267	0.0871	1.3570	5.2980	0.2522	0.6180	2.2960
2 CQB	0.0130	0.0090	0.0143	0.0485	0.0030	0.2489	0.1817	0.3178	0.0941	0.1281	3.0620	1.8520	0.6006
3 NQB	0.0427	0.0043	0.0108	0.0264	0.0041	0.1828	0.3814	1.8560	0.0323	0.0686	0.2571	0.1693	0.0904
10 NMN	0.1016	0.0446	0.0133	0.0106	0.0120	0.0430	0.1185	0.0594	0.0077	0.0268	0.0521	0.0168	0.0144
11 SMN	0.2621	0.1192	0.0192	0.0206	0.0242	0.1975	0.0914	0.0310	0.0258	0.1292	0.0641	0.0981	0.0522
12 NWO	0.6990	0.4546	0.0870	0.0675	0.0985	0.5562	0.2387	0.0619	0.0388	0.4372	0.1708	0.3692	0.3558
13 NEO	0.8584	5.8570	0.4746	0.3466	0.7691	0.4910	0.2276	0.0628	0.2924	1.1320	0.2238	0.5037	0.7153
14 SUD	0.1420	0.8444	2.2010	5.4720	40.3800	0.0919	0.0603	0.0285	4.3490	1.4660	0.1068	0.2390	0.6858
15 SWO	0.0	0.0	11.7000	3.1160	0.0	0.0387	0.0	0.0	0.6528	0.1356	0.0	0.0598	0.1535
16 SEO	0.0	0.0	0.0457	0.0734	0.0	0.0038	0.0060	0.0043	0.3238	0.2019	0.0568	0.0773	0.3618
17 SLV	0.0	0.0	0.0	0.0268	0.0	0.0091	0.0041	0.0223	0.1431	0.1608	0.0614	0.1313	0.8368
18 NDA	0.1378	0.4481	0.3681	1.0110	0.7597	0.2111	0.1301	0.0823	0.7868	3.2900	0.2138	0.4977	1.5960
19 GBY	0.0	0.0	0.0	0.0	0.0	0.0145	0.0205	0.0663	0.0	0.0	0.0701	0.1385	0.3198
20 NBK	0.0	0.0	0.0	0.0	0.0	0.0	0.0009	0.0153	0.0	0.0	0.0458	0.0832	0.0644
21 NSP	0.0	0.0	0.0	0.0	0.0	0.0	0.0013	0.0178	0.0	0.0	0.0232	0.0273	0.0327
22 NFL	0.0	0.0	0.0	0.0	0.0	0.0034	0.0090	0.0266	0.0	0.0	0.0090	0.0035	0.0
50 OHO	0.0	0.0	0.5639	0.2955	0.0	0.0	0.0	0.0	0.0406	0.0	0.0	0.0	0.0278
51 ILL	0.0519	0.2890	1.2830	0.5889	0.3903	0.0263	0.0221	0.0045	0.3444	0.1356	0.0120	0.0102	0.0627
52 PEN	0.0	0.0	0.0	0.0923	0.0	0.0	0.0	0.0	0.0661	0.0180	0.0	0.0261	0.0342
53 IND	0.0	0.1249	1.0460	0.4251	0.1933	0.0	0.0	0.0	0.2104	0.0507	0.0	0.0039	0.0222
54 KEN	0.0	0.0	0.2944	0.1066	0.0735	0.0	0.0	0.0	0.0833	0.0215	0.0	0.0	0.0137
55 MCH	0.0431	0.1934	4.0970	1.7010	0.3607	0.0177	0.0	0.0036	0.8348	0.2022	0.0095	0.0215	0.1253
56 TEN	0.0	0.0437	0.1676	0.0402	0.0835	0.0	0.0	0.0	0.0369	0.0199	0.0	0.0	0.0
57 MSU	0.0317	0.1653	0.4488	0.1494	0.1008	0.0299	0.0112	0.0034	0.0472	0.0573	0.0112	0.0195	0.0236
58 WVR	0.0	0.0	0.0609	0.0397	0.0	0.0	0.0	0.0	0.0098	0.0	0.0	0.0085	0.0183
59 NYK	0.0	0.0	0.0	0.0372	0.0	0.0	0.0	0.0	0.0863	0.0965	0.0243	0.0434	0.0693
60 ALA	0.0	0.0	0.0299	0.0075	0.0	0.0	0.0	0.0	0.0	0.0	0.0	0.0	0.0
61 WI	0.0982	0.7998	0.9731	0.6931	1.0880	0.0333	0.0673	0.0226	0.5705	0.3575	0.0201	0.0871	0.2240
62 IA	0.1392	0.3508	0.4828	0.2378	0.3934	0.1137	0.0371	0.0112	0.2059	0.1574	0.0433	0.0633	0.0871
63 MIN	0.2062	0.3698	0.2267	0.1611	0.3411	0.1712	0.1106	0.0055	0.1737	0.1995	0.0451	0.0930	0.0707
64 VA	0.0	0.0	0.0	0.0	0.0	0.0	0.0	0.0	0.0	0.0	0.0	0.0	0.0
65 NC	0.0	0.0	0.0640	0.0490	0.0	0.0	0.0	0.0	0.0	0.0	0.0	0.0	0.0
66 NH	0.0	0.0	0.0	0.0	0.0	0.0086	0.0	0.0018	0.0458	0.0498	0.0505	0.0736	0.1425
67 GA	0.0	0.0	0.0261	0.0	0.0	0.0	0.0	0.0	0.0	0.0	0.0	0.0	0.0
68 SC	0.0	0.0	0.0600	0.0175	0.0	0.0	0.0	0.0	0.0	0.0	0.0	0.0	0.0
69 MD	0.0	0.0	0.0	0.0228	0.0	0.0	0.0	0.0	0.0521	0.0393	0.0	0.0104	0.0210
70 DE	0.0	0.0	0.0	0.0196	0.0	0.0	0.0	0.0	0.0429	0.0410	0.0	0.0130	0.0226
71 NJ	0.0	0.0	0.0	0.0317	0.0	0.0	0.0	0.0	0.0827	0.0740	0.0187	0.0264	0.0650
72 DC	0.0	0.0	0.0	0.0157	0.0	0.0	0.0	0.0	0.0390	0.0264	0.0	0.0109	0.0192
73 AR	0.0094	0.0360	0.0942	0.0424	0.0108	0.0	0.0	0.0	0.0	0.0055	0.0	0.0	0.0
74 LA	0.0	0.0	0.0	0.0	0.0	0.0	0.0	0.0	0.0	0.0	0.0	0.0	0.0
75 MS	0.0	0.0	0.0	0.0	0.0	0.0	0.0	0.0	0.0	0.0	0.0	0.0	0.0
76 MA	0.0	0.0	0.0	0.0113	0.0	0.0	0.0	0.0014	0.0400	0.0360	0.0251	0.0466	0.1093
77 CT	0.0	0.0	0.0	0.0262	0.0	0.0	0.0	0.0	0.0610	0.0570	0.0242	0.0458	0.0993
78 RI	0.0	0.0	0.0	0.0113	0.0	0.0	0.0	0.0014	0.0400	0.0360	0.0251	0.0466	0.1093
79 ME	0.0	0.0	0.0	0.0	0.0	0.0	0.0	0.0124	0.0	0.0	0.0547	0.0788	0.0771
80 VT	0.0	0.0	0.0	0.0338	0.0	0.0075	0.0	0.0035	0.1049	0.0909	0.0621	0.0799	0.1885

056/86-Mai-21
Ministère des Communications

TABLEAU 4.33 (suite)

MATRICE DE TRANSFERT SOURCE-RECEPTEUR ETE 1980
DEPOT DE SOUFRE SEC (KG/HA-AN-TGS)

	14 GP	15 MTL	16 NB	17 NE	18 ANT	19 TN	20 WNY	21 ENY	22 SNA	23 NNA	24 NDA	25 LAB
1 ABI	0.4740	1.6300	0.5096	0.1830	0.3248	0.0968	0.1707	0.5578	0.3493	0.5833	0.5882	0.2000
2 CQB	0.3940	0.3966	0.0760	0.0437	0.2829	0.0687	0.0332	0.1749	0.0367	0.0854	0.0194	0.3545
3 NQB	0.0140	0.0594	0.0025	0.0007	0.0204	0.0032	0.0018	0.0228	0.0008	0.0078	0.0602	0.1563
10 NMN	0.0124	0.0139	0.0021	0.0025	0.0079	0.0032	0.0043	0.0059	0.0057	0.0038	0.0156	0.0171
11 SMN	0.0393	0.0339	0.0162	0.0091	0.0276	0.0098	0.0047	0.0054	0.0066	0.0210	0.0589	0.0146
12 NWO	0.1395	0.0764	0.0746	0.0292	0.0837	0.0085	0.0162	0.0197	0.0136	0.0572	0.4162	0.0697
13 NEO	0.2528	0.3581	0.2775	0.1237	0.1709	0.0542	0.0980	0.0902	0.0699	0.2695	2.6580	0.1218
14 SUD	0.3137	1.4350	0.5939	0.2897	0.2028	0.1057	0.5831	0.5287	0.2880	0.7777	0.9794	0.0885
15 SWO	0.0800	1.1240	0.4792	0.4879	0.0803	0.1463	4.5830	2.3700	1.3910	1.0870	0.1338	0.0155
16 SEO	0.2794	4.9160	1.2150	0.7479	0.1946	0.2820	0.0511	2.9610	1.4570	2.9130	0.0	0.0796
17 SLV	0.5820	8.7280	2.1130	0.8088	0.3490	0.2994	0.0131	0.0534	0.4667	4.3490	0.0	0.1534
18 NDA	0.3171	0.8329	0.3838	0.1580	0.2075	0.0862	0.5371	0.1385	0.0938	0.4232	42.7400	0.1359
19 GBY	7.8490	0.0735	0.8047	0.2096	2.2790	0.3824	0.0	0.0	0.0289	0.3757	0.0	0.5244
20 NBK	0.3198	0.0075	6.9390	3.0680	0.3596	0.7729	0.0	0.0	0.0032	0.1075	0.0	0.1081
21 NSP	0.1620	0.0085	0.0810	5.7360	0.2020	1.6180	0.0	0.0	0.0	0.0174	0.0	0.0733
22 NFL	0.0122	0.0	0.0193	0.0549	0.1550	8.9410	0.0	0.0	0.0	0.0	0.0	0.1457
50 OHO	0.0052	0.1945	0.0448	0.1837	0.0037	0.0435	1.3800	1.0010	0.8492	0.1756	0.0	0.0014
51 ILL	0.0380	0.3344	0.1188	0.0982	0.0473	0.0096	1.0790	0.4687	0.2996	0.2050	0.0437	0.0037
52 PEN	0.0120	0.1552	0.0587	0.4003	0.0184	0.0605	0.8644	1.8660	1.5900	0.1746	0.0	0.0051
53 IND	0.0072	0.2375	0.0423	0.0824	0.0080	0.0157	0.9488	0.5531	0.4589	0.1645	0.0	0.0
54 KEN	0.0088	0.0579	0.0353	0.0596	0.0	0.0106	0.3630	0.2279	0.2503	0.0495	0.0	0.0
55 MCH	0.0663	0.8667	0.3144	0.2083	0.0785	0.0743	1.2910	0.9781	0.6740	0.6213	0.0395	0.0130
56 TEN	0.0	0.0166	0.0	0.0577	0.0	0.0097	0.1584	0.0794	0.0956	0.0050	0.0	0.0
57 MSU	0.0175	0.0888	0.0395	0.0417	0.0197	0.0	0.3604	0.2124	0.1565	0.0751	0.1269	0.0056
58 WVR	0.0136	0.1320	0.0336	0.1435	0.0068	0.0330	0.2951	0.4152	0.4073	0.1210	0.0	0.0014
59 NYK	0.0698	0.2087	0.3469	0.8404	0.0439	0.1564	0.0097	16.7400	6.4610	0.9699	0.0	0.0195
60 ALA	0.0	0.0	0.0	0.0	0.0	0.0020	0.0368	0.0246	0.0234	0.0064	0.0	0.0
61 WI	0.0792	0.3523	0.0945	0.0846	0.0758	0.0086	0.5725	0.3411	0.2250	0.2075	0.4761	0.0183
62 IA	0.0341	0.1428	0.0242	0.0248	0.0232	0.0	0.2854	0.1529	0.1066	0.0653	0.1792	0.0223
63 MIN	0.0312	0.0897	0.0338	0.0288	0.0091	0.0	0.0791	0.0619	0.0391	0.0648	0.1542	0.0077
64 VA	0.0	0.0302	0.0574	0.1773	0.0083	0.0166	0.0531	0.0970	0.2030	0.1156	0.0	0.0052
65 NC	0.0	0.0190	0.0416	0.0500	0.0189	0.0153	0.1627	0.0863	0.0446	0.0430	0.0	0.0073
66 NH	0.2355	0.1087	1.3370	1.3740	0.1037	0.3907	0.0	0.0100	7.3980	3.1480	0.0	0.0512
67 GA	0.0	0.0	0.0	0.0246	0.0	0.0048	0.0184	0.0431	0.0499	0.0081	0.0	0.0
68 SC	0.0	0.0077	0.0	0.0212	0.0	0.0215	0.0100	0.0068	0.0028	0.0072	0.0	0.0034
69 MD	0.0225	0.1684	0.0272	0.2078	0.0133	0.0569	0.0046	0.2624	0.3561	0.1126	0.0	0.0048
70 DE	0.0265	0.1103	0.0440	0.2129	0.0190	0.0831	0.0	0.1593	0.2811	0.1722	0.0	0.0071
71 NJ	0.0219	0.1685	0.0513	0.6103	0.0380	0.1098	0.0021	0.0778	2.2790	0.2315	0.0	0.0109
72 DC	0.0241	0.1442	0.0453	0.1903	0.0131	0.0368	0.0206	0.2202	0.2603	0.1339	0.0	0.0031
73 AR	0.0	0.0149	0.0	0.0	0.0	0.0	0.1012	0.0827	0.0479	0.0163	0.0	0.0
74 LA	0.0	0.0	0.0	0.0	0.0	0.0	0.0	0.0	0.0	0.0	0.0	0.0
75 MS	0.0	0.0	0.0	0.0031	0.0	0.0	0.0	0.0	0.0053	0.0	0.0	0.0
76 MA	0.1395	0.0565	0.4152	1.3260	0.0609	0.1695	0.0	0.0089	9.7000	0.4519	0.0	0.0246
77 CT	0.0862	0.0960	0.2735	0.9940	0.0457	0.1626	0.0	0.0226	5.7210	0.5555	0.0	0.0214
78 RI	0.1395	0.0565	0.4152	1.3260	0.0609	0.1695	0.0	0.0089	9.7000	0.4519	0.0	0.0246
79 ME	0.2771	0.0602	2.8370	2.0370	0.1972	0.5188	0.0	0.0	0.0241	11.8900	0.0	0.0764
80 VT	0.1727	0.3972	1.0460	1.0540	0.0994	0.3531	0.0144	5.3230	10.3700	3.4890	0.0	0.0478

066/84-Mai-21
Ministère des Communications

TABLEAU 4.34

MATRICE DE TRANSFERT SOURCE-RECEPTEUR ETE 1980
DEPOT DE SO2 HUMIDE (KG/HA-AN-TGS)

	1 NEO	2 CEO	3 SWO	4 SEO	5 SUD	6 SBJ	7 PBL	8 NQB	9 OTT	10 ABI	11 NIT	12 CHI	13 LSJ
1 ABI	0.1475	0.2097	0.0995	0.4968	0.1656	0.2275	0.0199	0.0742	2.5400	11.0800	0.2665	0.8608	4.3600
2 CQB	0.0113	0.0066	0.0125	0.0485	0.0022	0.3624	0.2763	0.4670	0.1125	0.1617	7.3590	3.8640	0.9092
3 NQB	0.0385	0.0027	0.0084	0.0214	0.0025	0.2095	0.4973	4.1970	0.0278	0.0624	0.3305	0.1907	0.0798
10 NMN	0.0625	0.0242	0.0067	0.0046	0.0060	0.0243	0.0696	0.0304	0.0030	0.0120	0.0252	0.0082	0.0054
11 SMN	0.1518	0.0719	0.0088	0.0100	0.0136	0.0913	0.0397	0.0128	0.0122	0.0685	0.0256	0.0419	0.0250
12 NWO	0.7079	0.4077	0.0462	0.0334	0.0628	0.4121	0.1495	0.0365	0.0169	0.3068	0.0941	0.1964	0.1892
13 NEO	1.0690	9.7520	0.3959	0.2346	0.7972	0.3849	0.1493	0.0346	0.2072	1.1560	0.1458	0.3840	0.5762
14 SUD	0.1420	1.1960	3.2190	8.3190	49.8200	0.0538	0.0379	0.0144	5.8110	1.7380	0.0591	0.1470	0.5691
15 SWO	0.0	0.0	16.2200	4.0520	0.0	0.0178	0.0	0.0	0.5436	0.0861	0.0	0.0235	0.0716
16 SEO	0.0	0.0	0.0364	0.0712	0.0	0.0013	0.0017	0.0014	0.3915	0.1622	0.0221	0.0349	0.2960
17 SLV	0.0	0.0	0.0	0.0203	0.0	0.0046	0.0015	0.0086	0.1263	0.1447	0.0273	0.0819	1.0120
18 NDA	0.1955	0.7766	0.5178	1.5900	1.2730	0.2602	0.1216	0.0651	1.2200	6.9820	0.2071	0.6714	2.5690
19 GBY	0.0	0.0	0.0	0.0	0.0	0.0066	0.0104	0.0385	0.0	0.0	0.0469	0.1362	0.3705
20 NBK	0.0	0.0	0.0	0.0	0.0	0.0	0.0004	0.0068	0.0	0.0	0.0260	0.0682	0.0600
21 NSP	0.0	0.0	0.0	0.0	0.0	0.0	0.0006	0.0092	0.0	0.0	0.0131	0.0159	0.0294
22 NFL	0.0	0.0	0.0	0.0	0.0	0.0021	0.0060	0.0166	0.0	0.0	0.0042	0.0017	0.0
50 OHO	0.0	0.0	0.4728	0.1771	0.0	0.0	0.0	0.0	0.0267	0.0	0.0	0.0	0.0098
51 ILL	0.0235	0.1703	0.9633	0.3231	0.2344	0.0084	0.0082	0.0013	0.1874	0.0658	0.0041	0.0051	0.0316
52 PEN	0.0	0.0	0.0	0.0499	0.0	0.0	0.0	0.0	0.0260	0.0066	0.0	0.0102	0.0144
53 IND	0.0	0.0746	0.7320	0.1983	0.1051	0.0	0.0	0.0	0.0869	0.0190	0.0	0.0010	0.0071
54 KEN	0.0	0.0	0.1221	0.0363	0.0284	0.0	0.0	0.0	0.0284	0.0069	0.0	0.0	0.0041
55 MCH	0.0313	0.1654	5.3430	1.3740	0.2833	0.0089	0.0	0.0010	0.5113	0.1150	0.0045	0.0144	0.0669
56 TEN	0.0	0.0140	0.0548	0.0119	0.0252	0.0	0.0	0.0	0.0105	0.0054	0.0	0.0	0.0
57 MSU	0.0177	0.0614	0.2411	0.0758	0.0462	0.0131	0.0040	0.0010	0.0218	0.0198	0.0041	0.0080	0.0076
58 WVR	0.0	0.0	0.0282	0.0209	0.0	0.0	0.0	0.0	0.0031	0.0	0.0	0.0028	0.0069
59 NYK	0.0	0.0	0.0	0.0226	0.0	0.0	0.0	0.0	0.0598	0.0785	0.0093	0.0172	0.0281
60 ALA	0.0	0.0	0.0110	0.0027	0.0	0.0	0.0	0.0	0.0	0.0	0.0	0.0	0.0
61 WI	0.0508	0.6495	0.6524	0.3731	0.8596	0.0151	0.0309	0.0085	0.2781	0.2099	0.0071	0.0421	0.1030
62 IA	0.0656	0.1776	0.2642	0.1108	0.1765	0.0529	0.0153	0.0038	0.0849	0.0674	0.0177	0.0242	0.0309
63 MIN	0.1153	0.1957	0.1120	0.0753	0.1647	0.0727	0.0443	0.0023	0.0900	0.0871	0.0156	0.0333	0.0255
64 VA	0.0	0.0	0.0	0.0	0.0	0.0	0.0	0.0	0.0	0.0	0.0	0.0	0.0
65 NC	0.0	0.0	0.0237	0.0146	0.0	0.0	0.0	0.0	0.0	0.0	0.0	0.0	0.0
66 NH	0.0	0.0	0.0	0.0	0.0	0.0029	0.0	0.0005	0.0309	0.0374	0.0211	0.0310	0.0996
67 GA	0.0	0.0	0.0073	0.0	0.0	0.0	0.0	0.0	0.0	0.0	0.0	0.0	0.0
68 SC	0.0	0.0	0.0197	0.0053	0.0	0.0	0.0	0.0	0.0	0.0	0.0	0.0	0.0
69 MD	0.0	0.0	0.0	0.0075	0.0	0.0	0.0	0.0	0.0189	0.0147	0.0	0.0042	0.0113
70 DE	0.0	0.0	0.0	0.0066	0.0	0.0	0.0	0.0	0.0159	0.0165	0.0	0.0062	0.0120
71 NJ	0.0	0.0	0.0	0.0140	0.0	0.0	0.0	0.0	0.0376	0.0317	0.0083	0.0111	0.0309
72 DC	0.0	0.0	0.0	0.0053	0.0	0.0	0.0	0.0	0.0145	0.0102	0.0	0.0045	0.0091
73 AR	0.0030	0.0110	0.0413	0.0140	0.0029	0.0	0.0	0.0	0.0	0.0014	0.0	0.0	0.0
74 LA	0.0	0.0	0.0	0.0	0.0	0.0	0.0	0.0	0.0	0.0	0.0	0.0	0.0
75 MS	0.0	0.0	0.0	0.0	0.0	0.0	0.0	0.0	0.0	0.0	0.0	0.0	0.0
76 MA	0.0	0.0	0.0	0.0059	0.0	0.0	0.0	0.0004	0.0218	0.0222	0.0116	0.0173	0.0506
77 CT	0.0	0.0	0.0	0.0150	0.0	0.0	0.0	0.0	0.0353	0.0317	0.0109	0.0176	0.0410
78 RI	0.0	0.0	0.0	0.0059	0.0	0.0	0.0	0.0004	0.0218	0.0222	0.0116	0.0173	0.0506
79 ME	0.0	0.0	0.0	0.0	0.0	0.0	0.0	0.0035	0.0	0.0	0.0227	0.0441	0.0495
80 VT	0.0	0.0	0.0	0.0243	0.0	0.0023	0.0	0.0011	0.0776	0.0688	0.0260	0.0349	0.1222

066/84-Mai-21
Ministère des Communications

TABLEAU 4.34 (suite)

MATRICE DE TRANSFERT SOURCE-RECEPTEUR ETE 1980
DEPOT DE SO2 HUMIDE (KG/HA-AN-TGS)

	14 GP	15 MTL	16 NB	17 NE	18 ANT	19 TN	20 WNY	21 ENY	22 SNA	23 NNA	24 NDA	25 LAB
1 ABI	0.5748	2.7390	0.5174	0.1281	0.2877	0.0633	0.1921	0.7032	0.3455	0.6981	0.9458	0.1623
2 CQB	0.5281	0.5892	0.0722	0.0386	0.3158	0.0631	0.0302	0.1992	0.0434	0.0946	0.0175	0.4301
3 NQB	0.0124	0.0486	0.0021	0.0006	0.0180	0.0026	0.0011	0.0160	0.0006	0.0060	0.0523	0.1858
10 NMN	0.0054	0.0049	0.0008	0.0009	0.0031	0.0013	0.0020	0.0025	0.0022	0.0013	0.0065	0.0070
11 SMN	0.0178	0.0142	0.0064	0.0034	0.0121	0.0036	0.0020	0.0021	0.0027	0.0078	0.0330	0.0061
12 NWO	0.0652	0.0393	0.0320	0.0127	0.0344	0.0034	0.0079	0.0101	0.0068	0.0249	0.4077	0.0327
13 NEO	0.1455	0.2243	0.1379	0.0526	0.0834	0.0211	0.0627	0.0509	0.0362	0.1456	3.2400	0.0658
14 SUD	0.1940	1.3970	0.3620	0.1379	0.1113	0.0439	0.5634	0.4256	0.1834	0.5419	1.0170	0.0450
15 SWO	0.0339	0.8486	0.2434	0.1974	0.0308	0.0497	6.2970	2.2320	0.9551	0.6804	0.1440	0.0051
16 SEO	0.1833	7.9440	1.0090	0.4398	0.1079	0.1259	0.0399	4.6100	1.5620	3.2690	0.0	0.0339
17 SLV	0.4859	13.9300	2.4070	0.5811	0.2179	0.1633	0.0094	0.0339	0.4933	6.8500	0.0	0.0759
18 NDA	0.3197	1.1370	0.3448	0.1099	0.1752	0.0557	0.6776	0.1356	0.0816	0.4370	63.2500	0.0993
19 GBY	15.0900	0.0593	1.1340	0.1783	2.8270	0.2632	0.0	0.0	0.0166	0.3645	0.0	0.4841
20 NBK	0.3366	0.0053	13.4300	5.2170	0.2869	0.6982	0.0	0.0	0.0021	0.1077	0.0	0.0749
21 NSP	0.1438	0.0069	0.0733	11.2800	0.1827	1.8540	0.0	0.0	0.0	0.0127	0.0	0.0541
22 NFL	0.0079	0.0	0.0226	0.0445	0.1566	16.7600	0.0	0.0	0.0	0.0	0.0	0.1160
50 OHO	0.0019	0.0967	0.0157	0.0675	0.0010	0.0128	1.0870	0.6029	0.4534	0.0742	0.0	0.0004
51 ILL	0.0147	0.1541	0.0424	0.0314	0.0147	0.0029	0.6743	0.2325	0.1228	0.0782	0.0155	0.0010
52 PEN	0.0038	0.0850	0.0246	0.1942	0.0064	0.0211	0.9575	1.7570	1.2170	0.0989	0.0	0.0017
53 IND	0.0024	0.0912	0.0155	0.0283	0.0022	0.0043	0.5683	0.2895	0.2011	0.0588	0.0	0.0
54 KEN	0.0025	0.0185	0.0099	0.0207	0.0	0.0030	0.1595	0.0949	0.0985	0.0158	0.0	0.0
55 MCH	0.0331	0.5176	0.1308	0.0733	0.0317	0.0242	0.9591	0.5722	0.3240	0.2950	0.0179	0.0041
56 TEN	0.0	0.0044	0.0	0.0179	0.0	0.0027	0.0621	0.0360	0.0372	0.0019	0.0	0.0
57 MSU	0.0069	0.0378	0.0124	0.0128	0.0066	0.0	0.1778	0.0938	0.0609	0.0278	0.0409	0.0018
58 WVR	0.0042	0.0598	0.0118	0.0547	0.0018	0.0095	0.1672	0.2082	0.1943	0.0572	0.0	0.0005
59 NYK	0.0230	0.1376	0.1964	0.5286	0.0203	0.0667	0.0050	21.2100	9.2840	0.8491	0.0	0.0077
60 ALA	0.0	0.0	0.0	0.0	0.0	0.0005	0.0141	0.0078	0.0067	0.0018	0.0	0.0
61 WI	0.0330	0.1490	0.0316	0.0260	0.0281	0.0031	0.3071	0.1389	0.0809	0.0797	0.3848	0.0069
62 IA	0.0110	0.0573	0.0075	0.0076	0.0074	0.0	0.1451	0.0580	0.0347	0.0223	0.0896	0.0071
63 MIN	0.0115	0.0320	0.0111	0.0084	0.0036	0.0	0.0307	0.0207	0.0121	0.0211	0.0833	0.0026
64 VA	0.0	0.0111	0.0215	0.0697	0.0028	0.0057	0.0224	0.0410	0.0947	0.0528	0.0	0.0017
65 NC	0.0	0.0051	0.0131	0.0162	0.0059	0.0056	0.0598	0.0300	0.0158	0.0136	0.0	0.0023
66 NH	0.1297	0.0837	1.3270	1.1130	0.0558	0.2065	0.0	0.0052	10.6300	4.5290	0.0	0.0218
67 GA	0.0	0.0	0.0	0.0073	0.0	0.0013	0.0067	0.0171	0.0186	0.0027	0.0	0.0
68 SC	0.0	0.0022	0.0	0.0071	0.0	0.0064	0.0033	0.0019	0.0007	0.0019	0.0	0.0010
69 MD	0.0079	0.0906	0.0115	0.1005	0.0040	0.0221	0.0014	0.1778	0.2750	0.0694	0.0	0.0013
70 DE	0.0097	0.0545	0.0218	0.1003	0.0054	0.0334	0.0	0.1029	0.2070	0.1172	0.0	0.0021
71 NJ	0.0073	0.0962	0.0205	0.4015	0.0137	0.0435	0.0008	0.0551	2.6520	0.1592	0.0	0.0037
72 DC	0.0087	0.0778	0.0186	0.0928	0.0039	0.0147	0.0107	0.1422	0.1705	0.0739	0.0	0.0009
73 AR	0.0	0.0045	0.0	0.0	0.0	0.0	0.0432	0.0298	0.0160	0.0047	0.0	0.0
74 LA	0.0	0.0	0.0	0.0	0.0	0.0	0.0	0.0	0.0	0.0	0.0	0.0
75 MS	0.0	0.0	0.0	0.0009	0.0	0.0	0.0	0.0	0.0028	0.0	0.0	0.0
76 MA	0.0567	0.0264	0.2562	1.0500	0.0321	0.0805	0.0	0.0044	14.1200	0.3345	0.0	0.0096
77 CT	0.0314	0.0520	0.1621	0.6952	0.0187	0.0719	0.0	0.0146	8.7570	0.4089	0.0	0.0076
78 RI	0.0567	0.0264	0.2562	1.0500	0.0321	0.0805	0.0	0.0044	14.1200	0.3345	0.0	0.0096
79 ME	0.1683	0.0393	3.6700	2.0550	0.1039	0.3263	0.0	0.0	0.0155	16.5700	0.0	0.0325
80 VT	0.0855	0.4163	0.9586	0.7340	0.0479	0.1686	0.0078	7.1190	15.8100	4.4450	0.0	0.0192

056/84-Mai-21
Ministère des Communications

TABLEAU 4.35

MATRICE DE TRANSFERT SOURCE-RECEPTEUR ETE 1980
DEPOT DE SO4 HUMIDE (KG/HA-AN-TGS)

	1 NEO	2 CEO	3 SWO	4 SEO	5 SUD	6 SBJ	7 PBL	8 NQB	9 OTT	10 ABI	11 NIT	12 CHI	13 LSJ
1 ABI	0.1228	0.2063	0.1069	0.3557	0.1707	0.1924	0.0447	0.1293	1.4850	5.9670	0.3130	0.6576	2.5300
2 CQB	0.0304	0.0252	0.0331	0.0972	0.0088	0.3446	0.2433	0.4366	0.1559	0.2013	3.7620	2.2130	0.8068
3 NQB	0.0954	0.0141	0.0284	0.0666	0.0143	0.3159	0.5809	2.2500	0.0760	0.1520	0.3967	0.2980	0.2071
10 NMN	0.1346	0.0666	0.0213	0.0202	0.0192	0.0619	0.1642	0.0940	0.0159	0.0485	0.0876	0.0281	0.0311
11 SMN	0.3681	0.1608	0.0341	0.0345	0.0349	0.3467	0.1707	0.0611	0.0444	0.1979	0.1304	0.1866	0.0887
12 NWO	0.6248	0.4372	0.1330	0.1106	0.1263	0.6219	0.3111	0.0856	0.0722	0.5130	0.2520	0.5635	0.5434
13 NEO	0.7237	5.3570	0.4813	0.4202	0.6797	0.5234	0.2838	0.0925	0.3401	1.0070	0.2810	0.5496	0.7457
14 SUD	0.1277	0.7252	1.9110	4.8310	25.6100	0.1277	0.0783	0.0459	3.6830	1.2420	0.1567	0.3170	0.6984
15 SWO	0.0	0.0	8.6180	2.4090	0.0	0.0513	0.0	0.0	0.5317	0.1346	0.0	0.0919	0.2006
16 SEO	0.0	0.0	0.0407	0.0582	0.0	0.0072	0.0138	0.0090	0.2459	0.1787	0.0968	0.1138	0.3162
17 SLV	0.0	0.0	0.0	0.0272	0.0	0.0136	0.0085	0.0434	0.1287	0.1426	0.1033	0.1580	0.6574
18 NDA	0.1459	0.4757	0.3906	1.0570	0.7999	0.2368	0.1781	0.1304	0.8228	3.8550	0.2841	0.5353	1.6710
19 GBY	0.0	0.0	0.0	0.0	0.0	0.0350	0.0438	0.1218	0.0	0.0	0.1106	0.1517	0.3111
20 NBK	0.0	0.0	0.0	0.0	0.0	0.0	0.0027	0.0375	0.0	0.0	0.0863	0.1072	0.0738
21 NSP	0.0	0.0	0.0	0.0	0.0	0.0	0.0029	0.0368	0.0	0.0	0.0440	0.0501	0.0388
22 NFL	0.0	0.0	0.0	0.0	0.0	0.0059	0.0142	0.0452	0.0	0.0	0.0208	0.0076	0.0
50 OHO	0.0	0.0	0.4576	0.3078	0.0	0.0	0.0	0.0	0.0391	0.0	0.0	0.0	0.0478
51 ILL	0.0698	0.3056	1.1170	0.6632	0.4058	0.0494	0.0361	0.0093	0.3908	0.1710	0.0211	0.0124	0.0762
52 PEN	0.0	0.0	0.0	0.1054	0.0	0.0	0.0	0.0	0.1018	0.0294	0.0	0.0402	0.0491
53 IND	0.0	0.1305	0.9596	0.5555	0.2196	0.0	0.0	0.0	0.3085	0.0818	0.0	0.0086	0.0417
54 KEN	0.0	0.0	0.4302	0.1883	0.1149	0.0	0.0	0.0	0.1470	0.0399	0.0	0.0	0.0272
55 MCH	0.0385	0.1552	3.1720	1.4110	0.3046	0.0216	0.0	0.0075	0.8537	0.2205	0.0123	0.0204	0.1447
56 TEN	0.0	0.0816	0.3077	0.0812	0.1653	0.0	0.0	0.0	0.0773	0.0432	0.0	0.0	0.0
57 MSU	0.0352	0.2683	0.5151	0.1806	0.1339	0.0415	0.0189	0.0070	0.0622	0.0994	0.0187	0.0287	0.0441
58 WVR	0.0	0.0	0.0801	0.0464	0.0	0.0	0.0	0.0	0.0183	0.0	0.0	0.0154	0.0292
59 NYK	0.0	0.0	0.0	0.0383	0.0	0.0	0.0	0.0	0.0797	0.0798	0.0384	0.0663	0.1036
60 ALA	0.0	0.0	0.0487	0.0125	0.0	0.0	0.0	0.0	0.0	0.0	0.0	0.0	0.0
61 WI	0.1168	0.6613	0.9231	0.7942	0.9157	0.0448	0.0893	0.0361	0.7156	0.3792	0.0339	0.1101	0.2968
62 IA	0.1802	0.4249	0.5451	0.3110	0.5335	0.1490	0.0546	0.0199	0.3024	0.2230	0.0641	0.1000	0.1479
63 MIN	0.2282	0.4304	0.2811	0.2102	0.4319	0.2444	0.1668	0.0079	0.2060	0.2774	0.0785	0.1566	0.1183
64 VA	0.0	0.0	0.0	0.0	0.0	0.0	0.0	0.0	0.0	0.0	0.0	0.0	0.0
65 NC	0.0	0.0	0.1040	0.0983	0.0	0.0	0.0	0.0	0.0	0.0	0.0	0.0	0.0
66 NH	0.0	0.0	0.0	0.0	0.0	0.0151	0.0	0.0038	0.0434	0.0434	0.0733	0.1059	0.1309
67 GA	0.0	0.0	0.0558	0.0	0.0	0.0	0.0	0.0	0.0	0.0	0.0	0.0	0.0
68 SC	0.0	0.0	0.1097	0.0345	0.0	0.0	0.0	0.0	0.0	0.0	0.0	0.0	0.0
69 MD	0.0	0.0	0.0	0.0415	0.0	0.0	0.0	0.0	0.0866	0.0632	0.0	0.0155	0.0242
70 DE	0.0	0.0	0.0	0.0347	0.0	0.0	0.0	0.0	0.0698	0.0616	0.0	0.0168	0.0261
71 NJ	0.0	0.0	0.0	0.0437	0.0	0.0	0.0	0.0	0.1108	0.1049	0.0257	0.0380	0.0835
72 DC	0.0	0.0	0.0	0.0282	0.0	0.0	0.0	0.0	0.0634	0.0414	0.0	0.0163	0.0246
73 AR	0.0176	0.0705	0.1305	0.0772	0.0237	0.0	0.0	0.0	0.0	0.0127	0.0	0.0	0.0
74 LA	0.0	0.0	0.0	0.0	0.0	0.0	0.0	0.0	0.0	0.0	0.0	0.0	0.0
75 MS	0.0	0.0	0.0	0.0	0.0	0.0	0.0	0.0	0.0	0.0	0.0	0.0	0.0
76 MA	0.0	0.0	0.0	0.0134	0.0	0.0	0.0	0.0031	0.0454	0.0367	0.0330	0.0760	0.1437
77 CT	0.0	0.0	0.0	0.0284	0.0	0.0	0.0	0.0	0.0656	0.0634	0.0328	0.0720	0.1457
78 RI	0.0	0.0	0.0	0.0134	0.0	0.0	0.0	0.0031	0.0454	0.0367	0.0330	0.0760	0.1437
79 ME	0.0	0.0	0.0	0.0	0.0	0.0	0.0	0.0261	0.0	0.0	0.0796	0.0873	0.0758
80 VT	0.0	0.0	0.0	0.0305	0.0	0.0143	0.0	0.0066	0.0923	0.0788	0.0899	0.1110	0.1838

056/84-Maj-21
Ministère des Communications

TABLEAU 4.35 (suite)

MATRICE DE TRANSFERT SOURCE-RECEPTEUR ETE 1980
DEPOT DE SO4 HUMIDE (KG/HA-AN-TGS)

	14 GP	15 MTL	16 NB	17 NE	18 ANT	19 TN	20 WNY	21 ENY	22 SNA	23 NNA	24 NDA	25 LAB
1 ABI	0.5363	1.7170	0.6520	0.3246	0.4657	0.1829	0.2025	0.6181	0.4563	0.6652	0.6158	0.3100
2 CQB	0.5851	0.5404	0.1608	0.1000	0.5028	0.1505	0.0736	0.3046	0.0616	0.1529	0.0432	0.5785
3 NQB	0.0316	0.1482	0.0060	0.0017	0.0468	0.0084	0.0061	0.0672	0.0019	0.0208	0.1408	0.2603
10 NMN	0.0231	0.0324	0.0046	0.0058	0.0162	0.0063	0.0074	0.0113	0.0123	0.0088	0.0304	0.0341
11 SMN	0.0707	0.0659	0.0333	0.0198	0.0513	0.0219	0.0086	0.0114	0.0135	0.0458	0.0855	0.0283
12 NWO	0.2423	0.1209	0.1414	0.0546	0.1660	0.0175	0.0272	0.0313	0.0219	0.1070	0.3786	0.1209
13 NEO	0.3573	0.4666	0.4531	0.2364	0.2843	0.1136	0.1251	0.1301	0.1096	0.4050	2.2440	0.1831
14 SUD	0.4138	1.3100	0.7941	0.4944	0.3001	0.2070	0.5347	0.5515	0.3695	0.9183	0.8647	0.1413
15 SWO	0.1143	0.9749	0.5788	0.7296	0.1264	0.2587	3.6400	1.8200	1.2940	1.0910	0.0999	0.0281
16 SEO	0.2903	4.1910	1.0510	0.8565	0.2353	0.4191	0.0462	2.4880	1.1170	2.2150	0.0	0.1238
17 SLV	0.5447	7.1570	1.6760	0.8562	0.4197	0.4101	0.0138	0.0632	0.3792	3.6690	0.0	0.2315
18 NDA	0.4079	0.8920	0.5435	0.2820	0.3106	0.1649	0.5950	0.1825	0.1367	0.5343	32.1600	0.2319
19 GBY	7.4020	0.0962	0.7214	0.2608	2.1350	0.5865	0.0	0.0	0.0537	0.4160	0.0	0.6061
20 NBK	0.3321	0.0110	6.5930	2.7830	0.4756	0.9106	0.0	0.0	0.0051	0.1160	0.0	0.1649
21 NSP	0.1940	0.0110	0.0953	5.5480	0.2378	1.5850	0.0	0.0	0.0	0.0251	0.0	0.1048
22 NFL	0.0198	0.0	0.0186	0.0716	0.1661	8.2090	0.0	0.0	0.0	0.0	0.0	0.1931
50 OHO	0.0086	0.2397	0.0768	0.3014	0.0076	0.0885	1.1630	1.0390	0.9803	0.2520	0.0	0.0030
51 ILL	0.0594	0.4421	0.2006	0.1840	0.0914	0.0190	1.0850	0.5787	0.4424	0.3245	0.0743	0.0082
52 PEN	0.0228	0.1750	0.0848	0.5047	0.0319	0.1043	0.6448	1.4340	1.3660	0.1910	0.0	0.0093
53 IND	0.0130	0.3734	0.0696	0.1442	0.0177	0.0339	0.9890	0.6500	0.6360	0.2770	0.0	0.0
54 KEN	0.0184	0.1089	0.0749	0.1034	0.0	0.0224	0.5020	0.3316	0.3844	0.0927	0.0	0.0
55 MCH	0.0814	0.9058	0.4579	0.3562	0.1174	0.1371	1.1330	1.0410	0.8567	0.7987	0.0529	0.0246
56 TEN	0.0	0.0370	0.0	0.1116	0.0	0.0206	0.2441	0.1065	0.1484	0.0082	0.0	0.0
57 MSU	0.0265	0.1266	0.0749	0.0811	0.0353	0.0	0.4471	0.2922	0.2429	0.1222	0.2361	0.0105
58 WVR	0.0262	0.1773	0.0575	0.2272	0.0150	0.0683	0.3228	0.5075	0.5214	0.1562	0.0	0.0024
59 NYK	0.1267	0.2006	0.3799	0.8401	0.0579	0.2227	0.0114	11.0900	5.2660	0.7690	0.0	0.0297
60 ALA	0.0	0.0	0.0	0.0	0.0	0.0045	0.0582	0.0464	0.0485	0.0139	0.0	0.0
61 WI	0.1152	0.5053	0.1697	0.1651	0.1231	0.0146	0.6578	0.5070	0.3766	0.3263	0.3947	0.0292
62 IA	0.0631	0.2149	0.0467	0.0482	0.0439	0.0	0.3444	0.2434	0.1967	0.1147	0.2194	0.0423
63 MIN	0.0509	0.1517	0.0616	0.0591	0.0139	0.0	0.1231	0.1108	0.0753	0.1192	0.1761	0.0134
64 VA	0.0	0.0494	0.0923	0.2726	0.0148	0.0292	0.0763	0.1394	0.2655	0.1541	0.0	0.0095
65 NC	0.0	0.0421	0.0789	0.0924	0.0361	0.0254	0.2669	0.1492	0.0756	0.0814	0.0	0.0140
66 NH	0.2644	0.0931	1.0110	1.1380	0.1189	0.4553	0.0	0.0118	5.6910	2.5680	0.0	0.0730
67 GA	0.0	0.0	0.0	0.0499	0.0	0.0101	0.0306	0.0657	0.0806	0.0144	0.0	0.0
68 SC	0.0	0.0164	0.0	0.0381	0.0	0.0435	0.0179	0.0146	0.0064	0.0162	0.0	0.0072
69 MD	0.0386	0.1930	0.0388	0.2625	0.0265	0.0885	0.0094	0.2468	0.3041	0.1145	0.0	0.0104
70 DE	0.0437	0.1365	0.0544	0.2755	0.0401	0.1249	0.0	0.1558	0.2482	0.1615	0.0	0.0140
71 NJ	0.0394	0.1830	0.0776	0.5879	0.0636	0.1677	0.0033	0.0707	1.7070	0.2151	0.0	0.0193
72 DC	0.0403	0.1647	0.0667	0.2385	0.0264	0.0556	0.0244	0.2154	0.2517	0.1500	0.0	0.0066
73 AR	0.0	0.0294	0.0	0.0	0.0	0.0	0.1439	0.1379	0.0860	0.0334	0.0	0.0
74 LA	0.0	0.0	0.0	0.0	0.0	0.0	0.0	0.0	0.0	0.0	0.0	0.0
75 MS	0.0	0.0	0.0	0.0060	0.0	0.0	0.0	0.0	0.0060	0.0	0.0	0.0
76 MA	0.2077	0.0736	0.4219	1.1140	0.0710	0.2177	0.0	0.0111	7.5820	0.3975	0.0	0.0381
77 CT	0.1425	0.1093	0.2876	0.9121	0.0674	0.2236	0.0	0.0222	4.7870	0.4905	0.0	0.0362
78 RI	0.2077	0.0736	0.4219	1.1140	0.0710	0.2177	0.0	0.0111	7.5820	0.3975	0.0	0.0381
79 ME	0.2854	0.0584	2.1890	1.5340	0.2303	0.5186	0.0	0.0	0.0235	8.8090	0.0	0.1090
80 VT	0.2135	0.2972	0.8120	0.9704	0.1262	0.4518	0.0165	3.7570	8.6210	2.6750	0.0	0.0719

065/84-Mai-21
Ministère des Communications

TABLEAU 4.36

MATRICE DE TRANSFERT SOURCE-RECEPTEUR ETE 1980
DEPOT DE SOUFRE HUM. (KG/HA-AN-TGS)

	1 NEO	2 CEO	3 SWO	4 SEO	5 SUD	6 SBJ	7 PBL	8 NQB	9 OTT	10 ABI	11 NIT	12 CHI	13 LSJ
1 ABI	0.1147	0.1736	0.0854	0.3670	0.1397	0.1779	0.0248	0.0802	1.7650	7.5280	0.2376	0.6496	3.0230
2 CQB	0.0158	0.0117	0.0173	0.0566	0.0040	0.2961	0.2193	0.3790	0.1082	0.1479	4.9330	2.6700	0.7235
3 NQB	0.0510	0.0060	0.0137	0.0329	0.0060	0.2101	0.4423	2.8490	0.0393	0.0819	0.2975	0.1947	0.1089
10 NMN	0.0761	0.0343	0.0104	0.0090	0.0094	0.0328	0.0895	0.0466	0.0068	0.0222	0.0418	0.0135	0.0131
11 SMN	0.1986	0.0896	0.0158	0.0165	0.0185	0.1613	0.0767	0.0268	0.0209	0.1002	0.0563	0.0832	0.0421
12 NWO	0.5622	0.3496	0.0674	0.0536	0.0735	0.4133	0.1785	0.0468	0.0325	0.3244	0.1310	0.2861	0.2757
13 NEO	0.7756	6.6620	0.3584	0.2574	0.6252	0.3669	0.1693	0.0481	0.2169	0.9139	0.1666	0.3752	0.5367
14 SUD	0.1136	0.8399	2.2470	5.7700	33.4500	0.0695	0.0450	0.0225	4.1340	1.2830	0.0818	0.1792	0.5174
15 SWO	0.0	0.0	10.9800	2.8290	0.0	0.0260	0.0	0.0	0.4490	0.0879	0.0	0.0424	0.1027
16 SEO	0.0	0.0	0.0317	0.0550	0.0	0.0030	0.0054	0.0037	0.2777	0.1407	0.0433	0.0554	0.2534
17 SLV	0.0	0.0	0.0	0.0192	0.0	0.0068	0.0036	0.0188	0.1060	0.1199	0.0481	0.0936	0.7253
18 NDA	0.1464	0.5469	0.3891	1.1470	0.9031	0.2090	0.1202	0.0760	0.8842	4.7760	0.1982	0.5141	1.8420
19 GBY	0.0	0.0	0.0	0.0	0.0	0.0149	0.0198	0.0598	0.0	0.0	0.0603	0.1186	0.2889
20 NBK	0.0	0.0	0.0	0.0	0.0	0.0	0.0011	0.0159	0.0	0.0	0.0418	0.0698	0.0546
21 NSP	0.0	0.0	0.0	0.0	0.0	0.0	0.0013	0.0169	0.0	0.0	0.0212	0.0246	0.0276
22 NFL	0.0	0.0	0.0	0.0	0.0	0.0030	0.0077	0.0234	0.0	0.0	0.0090	0.0034	0.0
50 OHO	0.0	0.0	0.3889	0.1912	0.0	0.0	0.0	0.0	0.0264	0.0	0.0	0.0	0.0208
51 ILL	0.0350	0.1870	0.8539	0.3826	0.2525	0.0206	0.0161	0.0038	0.2240	0.0899	0.0091	0.0067	0.0412
52 PEN	0.0	0.0	0.0	0.0601	0.0	0.0	0.0	0.0	0.0469	0.0131	0.0	0.0185	0.0236
53 IND	0.0	0.0808	0.6859	0.2843	0.1257	0.0	0.0	0.0	0.1463	0.0367	0.0	0.0034	0.0174
54 KEN	0.0	0.0	0.2044	0.0809	0.0525	0.0	0.0	0.0	0.0632	0.0168	0.0	0.0	0.0111
55 MCH	0.0285	0.1345	3.7290	1.1580	0.2432	0.0117	0.0	0.0030	0.5402	0.1310	0.0063	0.0140	0.0817
56 TEN	0.0	0.0342	0.1300	0.0330	0.0677	0.0	0.0	0.0	0.0310	0.0171	0.0	0.0	0.0
57 MSU	0.0206	0.1201	0.2922	0.0981	0.0677	0.0204	0.0083	0.0028	0.0316	0.0430	0.0082	0.0136	0.0185
58 WVR	0.0	0.0	0.0408	0.0259	0.0	0.0	0.0	0.0	0.0077	0.0	0.0	0.0066	0.0132
59 NYK	0.0	0.0	0.0	0.0241	0.0	0.0	0.0	0.0	0.0565	0.0658	0.0175	0.0307	0.0486
60 ALA	0.0	0.0	0.0218	0.0055	0.0	0.0	0.0	0.0	0.0	0.0	0.0	0.0	0.0
61 WI	0.0643	0.5452	0.6339	0.4513	0.7350	0.0225	0.0452	0.0163	0.3776	0.2314	0.0149	0.0577	0.1504
62 IA	0.0929	0.2305	0.3138	0.1591	0.2661	0.0761	0.0259	0.0085	0.1433	0.1080	0.0302	0.0454	0.0648
63 MIN	0.1337	0.2413	0.1497	0.1077	0.2263	0.1178	0.0778	0.0038	0.1137	0.1360	0.0340	0.0688	0.0522
64 VA	0.0	0.0	0.0	0.0	0.0	0.0	0.0	0.0	0.0	0.0	0.0	0.0	0.0
65 NC	0.0	0.0	0.0465	0.0401	0.0	0.0	0.0	0.0	0.0	0.0	0.0	0.0	0.0
66 NH	0.0	0.0	0.0	0.0	0.0	0.0065	0.0	0.0015	0.0299	0.0332	0.0350	0.0508	0.0934
67 GA	0.0	0.0	0.0223	0.0	0.0	0.0	0.0	0.0	0.0	0.0	0.0	0.0	0.0
68 SC	0.0	0.0	0.0464	0.0142	0.0	0.0	0.0	0.0	0.0	0.0	0.0	0.0	0.0
69 MD	0.0	0.0	0.0	0.0176	0.0	0.0	0.0	0.0	0.0383	0.0284	0.0	0.0073	0.0137
70 DE	0.0	0.0	0.0	0.0149	0.0	0.0	0.0	0.0	0.0312	0.0288	0.0	0.0087	0.0147
71 NJ	0.0	0.0	0.0	0.0215	0.0	0.0	0.0	0.0	0.0557	0.0508	0.0127	0.0182	0.0433
72 DC	0.0	0.0	0.0	0.0120	0.0	0.0	0.0	0.0	0.0284	0.0189	0.0	0.0077	0.0127
73 AR	0.0074	0.0290	0.0641	0.0327	0.0094	0.0	0.0	0.0	0.0	0.0049	0.0	0.0	0.0
74 LA	0.0	0.0	0.0	0.0	0.0	0.0	0.0	0.0	0.0	0.0	0.0	0.0	0.0
75 MS	0.0	0.0	0.0	0.0	0.0	0.0	0.0	0.0	0.0	0.0	0.0	0.0	0.0
76 MA	0.0	0.0	0.0	0.0074	0.0	0.0	0.0	0.0012	0.0260	0.0233	0.0168	0.0340	0.0732
77 CT	0.0	0.0	0.0	0.0170	0.0	0.0	0.0	0.0	0.0395	0.0370	0.0164	0.0328	0.0691
78 RI	0.0	0.0	0.0	0.0074	0.0	0.0	0.0	0.0012	0.0260	0.0233	0.0168	0.0340	0.0732
79 ME	0.0	0.0	0.0	0.0	0.0	0.0	0.0	0.0105	0.0	0.0	0.0379	0.0511	0.0500
80 VT	0.0	0.0	0.0	0.0223	0.0	0.0059	0.0	0.0027	0.0695	0.0606	0.0430	0.0545	0.1224

056/84-Mai-21
Ministère des Communications

TABLEAU 4.36 (suite)

MATRICE DE TRANSFERT SOURCE-RECEPTEUR ETE 1980
DEPOT DE SOUFRE HUM. (KG/HA-AN-TGS)

	14 GP	15 MTL	16 NB	17 NE	18 ANT	19 TN	20 WNY	21 ENY	22 SNA	23 NNA	24 NDA	25 LAB
1 ABI	0.4662	1.9420	0.4760	0.1723	0.2991	0.0926	0.1636	0.5576	0.3248	0.5708	0.6781	0.1845
2 CQB	0.4591	0.4747	0.0897	0.0527	0.3255	0.0817	0.0397	0.2011	0.0422	0.0983	0.0232	0.4079
3 NQB	0.0168	0.0737	0.0031	0.0009	0.0246	0.0041	0.0026	0.0304	0.0010	0.0100	0.0731	0.1796
10 NMN	0.0104	0.0132	0.0019	0.0024	0.0070	0.0028	0.0035	0.0050	0.0052	0.0036	0.0134	0.0149
11 SMN	0.0325	0.0291	0.0143	0.0083	0.0232	0.0091	0.0039	0.0049	0.0058	0.0192	0.0450	0.0125
12 NWO	0.1134	0.0599	0.0631	0.0246	0.0725	0.0075	0.0130	0.0155	0.0107	0.0481	0.3300	0.0566
13 NEO	0.1919	0.2677	0.2200	0.1051	0.1364	0.0484	0.0731	0.0688	0.0547	0.2078	2.3680	0.0939
14 SUD	0.2350	1.1350	0.4457	0.2337	0.1557	0.0910	0.4599	0.3966	0.2148	0.5770	0.7968	0.0696
15 SWO	0.0551	0.7493	0.3146	0.3419	0.0575	0.1111	4.3620	1.7230	0.9089	0.7038	0.1053	0.0119
16 SEO	0.1884	5.3690	0.8545	0.5054	0.1324	0.2027	0.0353	3.1340	1.1530	2.3730	0.0	0.0582
17 SLV	0.4245	9.3480	1.7620	0.5759	0.2488	0.2184	0.0093	0.0380	0.3730	4.6480	0.0	0.1151
18 NDA	0.2958	0.8660	0.3536	0.1490	0.1911	0.0828	0.5371	0.1286	0.0863	0.3966	42.3500	0.1270
19 GBY	10.0100	0.0617	0.8075	0.1761	2.1250	0.3271	0.0	0.0	0.0262	0.3209	0.0	0.4441
20 NBK	0.2790	0.0063	8.9130	3.5360	0.3020	0.6526	0.0	0.0	0.0028	0.0925	0.0	0.0924
21 NSP	0.1365	0.0071	0.0684	7.4880	0.1706	1.4550	0.0	0.0	0.0	0.0147	0.0	0.0620
22 NFL	0.0106	0.0	0.0175	0.0461	0.1337	11.1200	0.0	0.0	0.0	0.0	0.0	0.1224
50 OHO	0.0038	0.1282	0.0335	0.1342	0.0031	0.0359	0.9312	0.6476	0.5534	0.1211	0.0	0.0012
51 ILL	0.0271	0.2244	0.0881	0.0771	0.0378	0.0078	0.6990	0.3091	0.2089	0.1473	0.0325	0.0032
52 PEN	0.0095	0.1008	0.0406	0.2653	0.0138	0.0453	0.6937	1.3570	1.0640	0.1131	0.0	0.0039
53 IND	0.0055	0.1700	0.0309	0.0622	0.0070	0.0135	0.6138	0.3614	0.3126	0.1217	0.0	0.0
54 KEN	0.0074	0.0455	0.0299	0.0448	0.0	0.0089	0.2471	0.1580	0.1774	0.0388	0.0	0.0
55 MCH	0.0437	0.5607	0.2180	0.1554	0.0550	0.0578	0.8572	0.6330	0.4475	0.4138	0.0266	0.0102
56 TEN	0.0	0.0145	0.0	0.0461	0.0	0.0082	0.1124	0.0535	0.0681	0.0037	0.0	0.0
57 MSU	0.0123	0.0611	0.0312	0.0334	0.0151	0.0	0.2379	0.1443	0.1114	0.0547	0.0992	0.0044
58 WVR	0.0108	0.0890	0.0251	0.1031	0.0059	0.0275	0.1912	0.2733	0.2709	0.0807	0.0	0.0011
59 NYK	0.0538	0.1357	0.2249	0.5444	0.0294	0.1076	0.0063	14.3000	6.3970	0.6809	0.0	0.0138
60 ALA	0.0	0.0	0.0	0.0	0.0	0.0018	0.0264	0.0194	0.0195	0.0055	0.0	0.0
61 WI	0.0549	0.2429	0.0724	0.0680	0.0551	0.0064	0.3728	0.2384	0.1660	0.1486	0.3240	0.0132
62 IA	0.0266	0.1003	0.0193	0.0199	0.0183	0.0	0.1874	0.1101	0.0829	0.0494	0.1180	0.0176
63 MIN	0.0227	0.0666	0.0261	0.0239	0.0064	0.0	0.0564	0.0473	0.0312	0.0503	0.1003	0.0058
64 VA	0.0	0.0220	0.0415	0.1257	0.0063	0.0126	0.0366	0.0669	0.1358	0.0777	0.0	0.0040
65 NC	0.0	0.0166	0.0329	0.0389	0.0150	0.0112	0.1188	0.0648	0.0331	0.0339	0.0	0.0058
66 NH	0.1530	0.0729	1.0000	0.9356	0.0676	0.2550	0.0	0.0065	7.2140	3.1200	0.0	0.0352
67 GA	0.0	0.0	0.0	0.0203	0.0	0.0040	0.0135	0.0305	0.0362	0.0061	0.0	0.0
68 SC	0.0	0.0066	0.0	0.0162	0.0	0.0177	0.0076	0.0058	0.0025	0.0063	0.0	0.0029
69 MD	0.0168	0.1096	0.0187	0.1378	0.0108	0.0406	0.0038	0.1712	0.2389	0.0729	0.0	0.0041
70 DE	0.0194	0.0728	0.0290	0.1420	0.0161	0.0584	0.0	0.1034	0.1862	0.1124	0.0	0.0057
71 NJ	0.0168	0.1091	0.0361	0.3967	0.0281	0.0776	0.0015	0.0511	1.8950	0.1513	0.0	0.0083
72 DC	0.0178	0.0938	0.0316	0.1259	0.0107	0.0259	0.0135	0.1429	0.1691	0.0870	0.0	0.0026
73 AR	0.0	0.0120	0.0	0.0	0.0	0.0	0.0695	0.0609	0.0367	0.0135	0.0	0.0
74 LA	0.0	0.0	0.0	0.0	0.0	0.0	0.0	0.0	0.0	0.0	0.0	0.0
75 MS	0.0	0.0	0.0	0.0025	0.0	0.0	0.0	0.0	0.0034	0.0	0.0	0.0
76 MA	0.0976	0.0377	0.2687	0.8964	0.0397	0.1128	0.0	0.0059	9.5900	0.2998	0.0	0.0175
77 CT	0.0632	0.0624	0.1769	0.6517	0.0318	0.1105	0.0	0.0147	5.9740	0.3680	0.0	0.0159
78 RI	0.0976	0.0377	0.2687	0.8964	0.0397	0.1128	0.0	0.0059	9.5900	0.2998	0.0	0.0175
79 ME	0.1793	0.0391	2.5640	1.5390	0.1287	0.3360	0.0	0.0	0.0156	11.2200	0.0	0.0526
80 VT	0.1139	0.3072	0.7500	0.6905	0.0660	0.2349	0.0094	4.8120	10.7800	3.1140	0.0	0.0336

056/86-Mai-21
Ministère des Communications

TABLEAU 4.37

MATRICE DE TRANSFERT SOURCE-RECEPTEUR AUTOMNE 1980
CONCENTRATION DE SO2 SEC (UG/M3-TGS)

	1 NEO	2 CEO	3 SWO	4 SEO	5 SUD	6 SBJ	7 PBL	8 NQB	9 OTT	10 ABI	11 NIT	12 CHI	13 LSJ
1 ABI	0.0412	0.0614	0.0449	0.2021	0.0327	0.1815	0.0623	0.0783	0.7079	4.6440	0.1785	0.3976	1.4560
2 CQB	0.0240	0.0128	0.0117	0.0391	0.0322	0.2178	0.1414	0.1938	0.0735	0.0887	1.5410	0.7799	0.3267
3 NQB	0.0048	0.0039	0.0004	0.0191	0.0	0.0403	0.0442	1.7250	0.0448	0.0311	0.1317	0.0510	0.0236
10 NMN	0.0542	0.0380	0.0125	0.0176	0.0099	0.0171	0.0480	0.0429	0.0128	0.0199	0.0180	0.0101	0.0097
11 SMN	0.1338	0.0715	0.0336	0.0406	0.0168	0.1034	0.0459	0.0200	0.0328	0.0662	0.0260	0.0597	0.0226
12 NWO	0.4568	0.2553	0.0905	0.0678	0.0841	0.2398	0.2639	0.0476	0.0416	0.1867	0.1018	0.1245	0.1242
13 NEO	0.6424	3.1120	0.3404	0.6122	1.0750	0.5292	0.1794	0.0848	0.3324	0.7336	0.1365	0.2702	0.3165
14 SUD	0.0414	0.3990	0.9471	2.9040	19.8800	0.2696	0.0546	0.0636	1.7840	0.9667	0.1355	0.3455	0.4924
15 SWO	0.0016	0.0208	6.2850	1.9140	0.0542	0.0049	0.0045	0.0405	1.0140	0.4269	0.0961	0.2120	0.3916
16 SEO	0.0	0.0	0.0253	0.0727	0.0835	0.0247	0.0055	0.0433	0.0915	0.0326	0.1051	0.2716	0.5654
17 SLV	0.0	0.0	0.0	0.0228	0.0	0.0162	0.0060	0.0405	0.1454	0.0902	0.0960	0.1991	0.5919
18 NDA	0.0459	0.1308	0.0860	0.5078	0.1553	0.4343	0.0832	0.0696	0.8597	2.0980	0.1667	0.3956	0.6627
19 GBY	0.0	0.0	0.0	0.0	0.0	0.0	0.0128	0.0483	0.0	0.0	0.0730	0.1362	0.2420
20 NBK	0.0	0.0	0.0	0.0	0.0	0.0013	0.0	0.0065	0.0	0.0004	0.0034	0.0424	0.0513
21 NSP	0.0	0.0	0.0	0.0	0.0	0.0009	0.0	0.0037	0.0	0.0006	0.0024	0.0166	0.0161
22 NFL	0.0	0.0	0.0	0.0	0.0	0.0	0.0	0.0	0.0	0.0	0.0126	0.0519	0.0278
50 OHO	0.0	0.0	0.6724	0.6641	0.0	0.0051	0.0059	0.0145	0.4974	0.1015	0.0469	0.0721	0.1604
51 ILL	0.0309	0.3920	0.9055	0.4883	0.7142	0.0960	0.0379	0.0195	0.3899	0.2822	0.0355	0.0627	0.1276
52 PEN	0.0	0.0031	0.0869	0.5609	0.0	0.0	0.0	0.0182	0.1431	0.0525	0.0358	0.0914	0.2167
53 IND	0.0026	0.1167	0.8485	0.4573	0.3206	0.0353	0.0141	0.0118	0.3606	0.1876	0.0307	0.0514	0.1051
54 KEN	0.0	0.0134	0.2350	0.1586	0.0354	0.0053	0.0027	0.0074	0.1538	0.0582	0.0217	0.0291	0.0500
55 MCH	0.0013	0.3397	3.3810	1.1920	1.1740	0.1075	0.0117	0.0404	0.6680	0.4230	0.1150	0.1805	0.2223
56 TEN	0.0	0.0	0.1084	0.0669	0.0	0.0	0.0	0.0043	0.0850	0.0281	0.0144	0.0194	0.0305
57 MSU	0.0435	0.1821	0.3296	0.1940	0.1936	0.0370	0.0097	0.0035	0.1866	0.1173	0.0270	0.0367	0.0504
58 WVR	0.0	0.0	0.0725	0.2232	0.0	0.0	0.0	0.0096	0.1059	0.0179	0.0169	0.0404	0.1075
59 NYK	0.0	0.0	0.0	0.0010	0.0	0.0	0.0	0.0025	0.0	0.0	0.0336	0.0728	0.1441
60 ALA	0.0	0.0	0.0573	0.0357	0.0	0.0	0.0	0.0024	0.0237	0.0	0.0044	0.0100	0.0171
61 WI	0.1260	0.7126	0.7520	0.5486	0.9288	0.1173	0.0415	0.0231	0.2445	0.3271	0.0549	0.1542	0.1691
62 IA	0.0881	0.2343	0.4474	0.2819	0.3271	0.0774	0.0202	0.0100	0.2479	0.1314	0.0366	0.0698	0.1001
63 MIN	0.1774	0.2342	0.2919	0.1924	0.2238	0.1546	0.0839	0.0293	0.1320	0.1350	0.0645	0.0958	0.0992
64 VA	0.0	0.0013	0.0436	0.0435	0.0030	0.0	0.0	0.0074	0.0148	0.0008	0.0135	0.0173	0.0643
65 NC	0.0	0.0012	0.0290	0.0234	0.0029	0.0	0.0	0.0028	0.0255	0.0151	0.0033	0.0053	0.0091
66 NH	0.0	0.0	0.0	0.0	0.0	0.0	0.0	0.0047	0.0	0.0	0.0249	0.0851	0.0979
67 GA	0.0	0.0	0.0234	0.0169	0.0	0.0	0.0	0.0018	0.0	0.0	0.0	0.0051	0.0107
68 SC	0.0	0.0	0.0163	0.0136	0.0032	0.0	0.0	0.0	0.0	0.0	0.0	0.0	0.0
69 MD	0.0	0.0	0.0092	0.0228	0.0	0.0	0.0	0.0046	0.0171	0.0009	0.0036	0.0212	0.0750
70 DE	0.0	0.0	0.0008	0.0237	0.0	0.0	0.0	0.0023	0.0102	0.0	0.0032	0.0067	0.0577
71 NJ	0.0	0.0	0.0005	0.0102	0.0	0.0	0.0	0.0019	0.0	0.0	0.0045	0.0425	0.0994
72 DC	0.0	0.0013	0.0061	0.0195	0.0045	0.0	0.0	0.0055	0.0068	0.0016	0.0058	0.0251	0.0747
73 AR	0.0	0.0523	0.1464	0.0575	0.0482	0.0	0.0	0.0024	0.0565	0.0432	0.0087	0.0175	0.0240
74 LA	0.0	0.0	0.0009	0.0	0.0	0.0	0.0	0.0	0.0	0.0	0.0	0.0	0.0
75 MS	0.0	0.0010	0.0135	0.0117	0.0	0.0	0.0	0.0	0.0	0.0	0.0	0.0	0.0022
76 MA	0.0	0.0	0.0	0.0014	0.0	0.0	0.0	0.0024	0.0	0.0	0.0135	0.0668	0.1360
77 CT	0.0	0.0	0.0	0.0006	0.0	0.0	0.0	0.0009	0.0	0.0	0.0288	0.0544	0.1188
78 RI	0.0	0.0	0.0	0.0014	0.0	0.0	0.0	0.0024	0.0	0.0	0.0135	0.0668	0.1360
79 ME	0.0	0.0	0.0	0.0	0.0	0.0	0.0	0.0057	0.0	0.0	0.0063	0.0327	0.0471
80 VT	0.0	0.0	0.0	0.0865	0.0	0.0	0.0	0.0103	0.1181	0.0	0.0480	0.0836	0.2195

066184-Mai-21
Ministère des Communications

TABLEAU 4.37 (suite)

MATRICE DE TRANSFERT SOURCE-RECEPTEUR AUTOMNE 1980
CONCENTRATION DE SO2 SEC (UG/M3-TGS)

	14 GP	15 MTL	16 NB	17 NE	18 ANT	19 TN	20 WNY	21 ENY	22 SNA	23 NNA	24 NDA	25 LAB
1 ABI	0.2069	1.1670	0.3126	0.1573	0.0649	0.0606	0.0413	0.3486	0.3816	0.5970	0.2289	0.0961
2 CQB	0.3085	0.1530	0.1286	0.0823	0.1535	0.0566	0.0267	0.0601	0.0185	0.0747	0.0443	0.1683
3 NQB	0.0428	0.0135	0.0052	0.0049	0.0313	0.0171	0.0156	0.0200	0.0008	0.0022	0.0489	0.3029
10 NMN	0.0083	0.0111	0.0075	0.0041	0.0014	0.0020	0.0067	0.0071	0.0050	0.0064	0.0055	0.0048
11 SMN	0.0175	0.0283	0.0050	0.0097	0.0114	0.0054	0.0101	0.0156	0.0106	0.0184	0.0286	0.0089
12 NWO	0.0624	0.0766	0.0499	0.0333	0.0510	0.0223	0.0307	0.0253	0.0177	0.0488	0.1526	0.0378
13 NEO	0.1158	0.2863	0.1243	0.0612	0.0886	0.0486	0.1002	0.1406	0.0848	0.1502	1.5640	0.0591
14 SUD	0.1161	0.7166	0.2484	0.1427	0.0905	0.0417	0.3198	0.4435	0.3156	0.4579	1.0130	0.0828
15 SWO	0.1062	0.8624	0.3347	0.2185	0.0959	0.0742	3.4100	1.2280	0.6089	0.6182	0.0688	0.0682
16 SEO	0.3304	3.1450	0.5684	0.3357	0.2126	0.1410	0.0886	2.8410	1.3020	1.0990	0.0098	0.1430
17 SLV	0.5352	5.9450	0.8806	0.3757	0.3281	0.1659	0.0	0.1205	0.4055	2.4670	0.0	0.1972
18 NDA	0.1231	0.7049	0.2083	0.1044	0.0895	0.0404	0.1754	0.1691	0.1622	0.3458	12.3600	0.0675
19 GBY	4.4710	0.0768	0.4750	0.3971	1.5940	0.4475	0.0	0.0	0.0543	0.3677	0.0	0.3737
20 NBK	0.1323	0.0	2.0250	2.4150	0.4831	0.5103	0.0	0.0	0.0374	0.0450	0.0	0.1299
21 NSP	0.0941	0.0005	0.0647	4.2630	0.2743	0.7580	0.0	0.0	0.0	0.0134	0.0	0.1213
22 NFL	0.0976	0.0168	0.0748	0.0508	0.1279	7.9590	0.0	0.0	0.0069	0.0422	0.0	0.1725
50 OHO	0.0440	0.4204	0.1095	0.1578	0.0156	0.0256	1.2440	0.7109	0.5038	0.3046	0.0	0.0192
51 ILL	0.0504	0.2510	0.1138	0.0724	0.0250	0.0136	0.5494	0.3275	0.2353	0.2218	0.2908	0.0229
52 PEN	0.1249	0.5325	0.2266	0.2489	0.0461	0.0274	1.3880	1.6050	0.8277	0.4075	0.0	0.0455
53 IND	0.0309	0.2609	0.0896	0.0754	0.0223	0.0181	0.6591	0.3866	0.2561	0.2028	0.1053	0.0150
54 KEN	0.0081	0.0917	0.0172	0.0619	0.0042	0.0037	0.2214	0.1902	0.1847	0.0542	0.0119	0.0113
55 MCH	0.0956	0.5506	0.2177	0.1377	0.0681	0.0330	1.2070	0.6394	0.4304	0.4179	0.4208	0.0409
56 TEN	0.0048	0.0547	0.0134	0.0189	0.0	0.0	0.1538	0.0958	0.0707	0.0213	0.0	0.0089
57 MSU	0.0203	0.1194	0.0422	0.0450	0.0111	0.0031	0.2588	0.1285	0.1178	0.0956	0.1489	0.0135
58 WVR	0.0346	0.2872	0.0990	0.1457	0.0059	0.0033	0.4416	0.5657	0.3903	0.2152	0.0	0.0160
59 NYK	0.1948	0.2950	0.5288	0.4590	0.1061	0.1009	0.0008	13.9600	4.4700	0.9079	0.0	0.0596
60 ALA	0.0134	0.0368	0.0103	0.0054	0.0030	0.0	0.0491	0.0271	0.0140	0.0148	0.0	0.0054
61 WI	0.0805	0.1972	0.0629	0.0472	0.0349	0.0068	0.3704	0.2907	0.1720	0.1281	0.3434	0.0365
62 IA	0.0537	0.1483	0.0568	0.0333	0.0295	0.0131	0.3031	0.2038	0.0829	0.1043	0.1485	0.0236
63 MIN	0.0517	0.0892	0.0472	0.0186	0.0185	0.0125	0.1086	0.0777	0.0304	0.0580	0.0925	0.0262
64 VA	0.0580	0.1265	0.1116	0.1304	0.0127	0.0168	0.0795	0.3472	0.4469	0.2052	0.0025	0.0184
65 NC	0.0201	0.0539	0.0553	0.0533	0.0087	0.0107	0.0165	0.1406	0.1465	0.0947	0.0	0.0091
66 NH	0.3728	0.0931	1.2310	0.7450	0.2408	0.2217	0.0	0.0681	6.1140	1.7830	0.0	0.1046
67 GA	0.0139	0.0236	0.0092	0.0070	0.0029	0.0	0.0400	0.0221	0.0159	0.0135	0.0	0.0047
68 SC	0.0115	0.0039	0.0191	0.0116	0.0057	0.0033	0.0352	0.0483	0.0468	0.0236	0.0	0.0019
69 MD	0.1214	0.2006	0.2256	0.2337	0.0450	0.0148	0.1567	0.8717	0.9603	0.4300	0.0031	0.0243
70 DE	0.1019	0.1406	0.2517	0.2590	0.0686	0.0151	0.0908	0.4366	0.9674	0.4210	0.0	0.0223
71 NJ	0.1384	0.1652	0.4096	0.3467	0.0983	0.0371	0.0362	1.0200	1.9670	0.6074	0.0	0.0287
72 DC	0.1097	0.1901	0.1956	0.1957	0.0267	0.0090	0.1384	0.6692	0.8104	0.3467	0.0	0.0236
73 AR	0.0075	0.0228	0.0091	0.0104	0.0	0.0040	0.1049	0.0738	0.0693	0.0109	0.0274	0.0054
74 LA	0.0	0.0	0.0	0.0	0.0	0.0	0.0111	0.0093	0.0091	0.0	0.0	0.0
75 MS	0.0037	0.0177	0.0130	0.0080	0.0025	0.0023	0.0271	0.0293	0.0139	0.0190	0.0	0.0
76 MA	0.1629	0.0680	0.5882	0.6831	0.1084	0.1015	0.0019	0.2284	9.2660	0.5352	0.0	0.0431
77 CT	0.1717	0.1690	0.5570	0.5785	0.1111	0.0843	0.0005	0.3195	4.3330	0.6657	0.0	0.0465
78 RI	0.1629	0.0680	0.5882	0.6831	0.1084	0.1015	0.0019	0.2284	9.2660	0.5352	0.0	0.0431
79 ME	0.3165	0.0330	2.0630	1.1320	0.2894	0.3084	0.0	0.0	0.0491	5.8720	0.0	0.1170
80 VT	0.3468	0.4382	0.9360	0.5184	0.2105	0.1850	0.0	2.7650	6.7660	2.3280	0.0	0.1036

066/84-Mai-21
Ministère des Communications

TABLEAU 4.38

MATRICE DE TRANSFERT SOURCE-RECEPTEUR AUTOMNE 1980
CONCENTRATION DE SO2 HUM.(UG/M3-TGS)

	1 NEO	2 CEO	3 SWO	4 SEO	5 SUD	6 SBJ	7 PBL	8 NQB	9 OTT	10 ABI	11 NIT	12 CHI	13 LSJ
1 ABI	0.0059	0.0097	0.0058	0.0427	0.0040	0.0377	0.0086	0.0114	0.1994	1.8440	0.0292	0.0763	0.3934
2 CQB	0.0045	0.0022	0.0019	0.0070	0.0066	0.0578	0.0372	0.0474	0.0148	0.0183	0.6142	0.2400	0.0831
3 NQB	0.0007	0.0005	0.0000	0.0034	0.0	0.0079	0.0077	0.6419	0.0085	0.0053	0.0262	0.0094	0.0039
10 NMN	0.0051	0.0039	0.0010	0.0014	0.0009	0.0014	0.0037	0.0032	0.0011	0.0017	0.0013	0.0008	0.0008
11 SMN	0.0122	0.0061	0.0026	0.0031	0.0014	0.0081	0.0034	0.0014	0.0025	0.0051	0.0019	0.0044	0.0016
12 NWO	0.0511	0.0275	0.0086	0.0058	0.0083	0.0219	0.0263	0.0039	0.0035	0.0163	0.0082	0.0098	0.0102
13 NEO	0.0983	0.7206	0.0425	0.0742	0.1803	0.0659	0.0179	0.0073	0.0349	0.0972	0.0125	0.0270	0.0305
14 SUD	0.0038	0.0713	0.1641	0.5683	5.5890	0.0316	0.0047	0.0054	0.2772	0.1437	0.0135	0.0377	0.0561
15 SWO	0.0001	0.0014	1.4330	0.2875	0.0037	0.0004	0.0002	0.0025	0.1197	0.0433	0.0077	0.0194	0.0337
16 SEO	0.0	0.0	0.0023	0.0081	0.0096	0.0036	0.0004	0.0031	0.0105	0.0037	0.0086	0.0294	0.0717
17 SLV	0.0	0.0	0.0	0.0022	0.0	0.0022	0.0004	0.0029	0.0162	0.0126	0.0085	0.0224	0.0878
18 NDA	0.0062	0.0269	0.0127	0.1218	0.0294	0.0992	0.0109	0.0091	0.2383	0.7207	0.0250	0.0728	0.1307
19 GBY	0.0	0.0	0.0	0.0	0.0	0.0	0.0011	0.0038	0.0	0.0	0.0064	0.0138	0.0267
20 NBK	0.0	0.0	0.0	0.0	0.0	0.0001	0.0	0.0004	0.0	0.0000	0.0002	0.0036	0.0044
21 NSP	0.0	0.0	0.0	0.0	0.0	0.0001	0.0	0.0003	0.0	0.0000	0.0002	0.0012	0.0012
22 NFL	0.0	0.0	0.0	0.0	0.0	0.0	0.0	0.0	0.0	0.0	0.0010	0.0040	0.0020
50 OHO	0.0	0.0	0.0716	0.0594	0.0	0.0002	0.0003	0.0007	0.0401	0.0072	0.0026	0.0043	0.0105
51 ILL	0.0020	0.0336	0.0974	0.0362	0.0737	0.0064	0.0021	0.0010	0.0274	0.0221	0.0019	0.0036	0.0074
52 PEN	0.0	0.0002	0.0093	0.0644	0.0	0.0	0.0	0.0009	0.0125	0.0042	0.0021	0.0059	0.0157
53 IND	0.0001	0.0074	0.0818	0.0344	0.0215	0.0019	0.0007	0.0006	0.0298	0.0133	0.0019	0.0032	0.0065
54 KEN	0.0	0.0006	0.0173	0.0109	0.0017	0.0002	0.0001	0.0003	0.0118	0.0036	0.0012	0.0018	0.0032
55 MCH	0.0001	0.0424	0.5858	0.1222	0.1732	0.0094	0.0007	0.0023	0.0552	0.0421	0.0083	0.0132	0.0153
56 TEN	0.0	0.0	0.0069	0.0040	0.0	0.0	0.0	0.0002	0.0053	0.0017	0.0009	0.0012	0.0017
57 MSU	0.0025	0.0126	0.0262	0.0136	0.0141	0.0020	0.0005	0.0002	0.0120	0.0071	0.0014	0.0020	0.0028
58 WVR	0.0	0.0	0.0047	0.0164	0.0	0.0	0.0	0.0004	0.0069	0.0010	0.0008	0.0023	0.0068
59 NYK	0.0	0.0	0.0	0.0000	0.0	0.0	0.0	0.0001	0.0	0.0	0.0026	0.0060	0.0123
60 ALA	0.0	0.0	0.0035	0.0019	0.0	0.0	0.0	0.0001	0.0017	0.0	0.0002	0.0006	0.0011
61 WI	0.0104	0.0738	0.0680	0.0405	0.0792	0.0086	0.0026	0.0012	0.0145	0.0255	0.0032	0.0100	0.0103
62 IA	0.0057	0.0178	0.0332	0.0174	0.0237	0.0043	0.0011	0.0006	0.0146	0.0084	0.0020	0.0037	0.0053
63 MIN	0.0128	0.0165	0.0206	0.0111	0.0154	0.0102	0.0057	0.0016	0.0072	0.0079	0.0037	0.0050	0.0051
64 VA	0.0	0.0001	0.0026	0.0023	0.0001	0.0	0.0	0.0003	0.0007	0.0000	0.0007	0.0008	0.0037
65 NC	0.0	0.0001	0.0014	0.0011	0.0001	0.0	0.0	0.0001	0.0012	0.0007	0.0001	0.0002	0.0004
66 NH	0.0	0.0	0.0	0.0	0.0	0.0	0.0	0.0003	0.0	0.0	0.0015	0.0065	0.0079
67 GA	0.0	0.0	0.0013	0.0010	0.0	0.0	0.0	0.0001	0.0	0.0	0.0	0.0003	0.0007
68 SC	0.0	0.0	0.0009	0.0007	0.0001	0.0	0.0	0.0	0.0	0.0	0.0	0.0	0.0
69 MD	0.0	0.0	0.0005	0.0014	0.0	0.0	0.0	0.0002	0.0011	0.0000	0.0002	0.0011	0.0043
70 DE	0.0	0.0	0.0000	0.0013	0.0	0.0	0.0	0.0001	0.0007	0.0	0.0002	0.0003	0.0033
71 NJ	0.0	0.0	0.0000	0.0006	0.0	0.0	0.0	0.0001	0.0	0.0	0.0003	0.0030	0.0070
72 DC	0.0	0.0001	0.0003	0.0011	0.0003	0.0	0.0	0.0003	0.0004	0.0001	0.0003	0.0014	0.0043
73 AR	0.0	0.0027	0.0085	0.0032	0.0024	0.0	0.0	0.0001	0.0032	0.0022	0.0004	0.0009	0.0012
74 LA	0.0	0.0	0.0000	0.0	0.0	0.0	0.0	0.0	0.0	0.0	0.0	0.0	0.0
75 MS	0.0	0.0000	0.0006	0.0006	0.0	0.0	0.0	0.0	0.0	0.0	0.0	0.0	0.0001
76 MA	0.0	0.0	0.0	0.0001	0.0	0.0	0.0	0.0001	0.0	0.0	0.0012	0.0052	0.0120
77 CT	0.0	0.0	0.0	0.0000	0.0	0.0	0.0	0.0001	0.0	0.0	0.0021	0.0038	0.0092
78 RI	0.0	0.0	0.0	0.0001	0.0	0.0	0.0	0.0001	0.0	0.0	0.0012	0.0052	0.0120
79 ME	0.0	0.0	0.0	0.0	0.0	0.0	0.0	0.0003	0.0	0.0	0.0003	0.0019	0.0030
80 VT	0.0	0.0	0.0	0.0083	0.0	0.0	0.0	0.0007	0.0098	0.0	0.0038	0.0068	0.0229

0661B4-Mai-21
Ministère des Communications

TABLEAU 4.38 (suite)

MATRICE DE TRANSFERT SOURCE-RECEPTEUR AUTOMNE 1980
CONCENTRATION DE SO2 HUM.(UG/M3-TGS)

	14 GP	15 MTL	16 NB	17 NE	18 ANT	19 TN	20 WNY	21 ENY	22 SNA	23 NNA	24 NDA	25 LAB
1 ABI	0.0328	0.2987	0.0473	0.0192	0.0075	0.0066	0.0054	0.0663	0.0671	0.1203	0.0545	0.0120
2 CQB	0.0711	0.0355	0.0269	0.0153	0.0282	0.0086	0.0044	0.0112	0.0038	0.0162	0.0084	0.0326
3 NQB	0.0077	0.0027	0.0008	0.0007	0.0049	0.0025	0.0025	0.0037	0.0001	0.0003	0.0082	0.0679
10 NMN	0.0006	0.0008	0.0006	0.0003	0.0001	0.0001	0.0005	0.0005	0.0004	0.0005	0.0004	0.0003
11 SMN	0.0013	0.0021	0.0003	0.0007	0.0008	0.0004	0.0007	0.0012	0.0008	0.0014	0.0023	0.0006
12 NWO	0.0048	0.0065	0.0038	0.0024	0.0037	0.0016	0.0025	0.0019	0.0013	0.0038	0.0138	0.0028
13 NEO	0.0103	0.0284	0.0105	0.0046	0.0070	0.0038	0.0096	0.0126	0.0067	0.0121	0.2450	0.0045
14 SUD	0.0101	0.0899	0.0234	0.0123	0.0070	0.0031	0.0397	0.0514	0.0309	0.0465	0.1647	0.0067
15 SWO	0.0065	0.0846	0.0224	0.0130	0.0052	0.0039	0.6009	0.1375	0.0499	0.0459	0.0064	0.0038
16 SEO	0.0313	0.7156	0.0544	0.0269	0.0155	0.0097	0.0087	0.5753	0.1957	0.1348	0.0011	0.0104
17 SLV	0.0614	1.5300	0.1129	0.0380	0.0279	0.0120	0.0	0.0123	0.0589	0.4745	0.0	0.0164
18 NDA	0.0173	0.1395	0.0268	0.0119	0.0101	0.0040	0.0307	0.0292	0.0252	0.0526	5.3830	0.0073
19 GBY	1.0110	0.0085	0.0634	0.0510	0.2357	0.0469	0.0	0.0	0.0052	0.0419	0.0	0.0408
20 NBK	0.0109	0.0	0.4154	0.4377	0.0483	0.0500	0.0	0.0	0.0030	0.0040	0.0	0.0107
21 NSP	0.0081	0.0000	0.0054	0.9448	0.0256	0.0854	0.0	0.0	0.0	0.0010	0.0	0.0105
22 NFL	0.0103	0.0011	0.0084	0.0057	0.0148	1.9680	0.0	0.0	0.0004	0.0033	0.0	0.0193
50 OHO	0.0024	0.0279	0.0062	0.0091	0.0007	0.0013	0.1288	0.0575	0.0375	0.0177	0.0	0.0011
51 ILL	0.0026	0.0148	0.0063	0.0038	0.0012	0.0007	0.0385	0.0197	0.0131	0.0129	0.0282	0.0011
52 PEN	0.0078	0.0440	0.0139	0.0151	0.0025	0.0015	0.2133	0.1993	0.0760	0.0280	0.0	0.0026
53 IND	0.0017	0.0158	0.0047	0.0039	0.0011	0.0009	0.0529	0.0256	0.0154	0.0111	0.0057	0.0007
54 KEN	0.0004	0.0057	0.0009	0.0032	0.0003	0.0002	0.0136	0.0107	0.0102	0.0029	0.0005	0.0006
55 MCH	0.0055	0.0421	0.0132	0.0076	0.0036	0.0017	0.1298	0.0502	0.0290	0.0277	0.0539	0.0021
56 TEN	0.0002	0.0031	0.0007	0.0010	0.0	0.0	0.0088	0.0052	0.0036	0.0011	0.0	0.0005
57 MSU	0.0010	0.0070	0.0022	0.0023	0.0005	0.0001	0.0173	0.0073	0.0067	0.0055	0.0096	0.0006
58 WVR	0.0026	0.0181	0.0054	0.0080	0.0003	0.0002	0.0421	0.0441	0.0256	0.0120	0.0	0.0009
59 NYK	0.0161	0.0276	0.0438	0.0334	0.0063	0.0057	0.0000	3.5420	0.8523	0.0950	0.0	0.0036
60 ALA	0.0007	0.0020	0.0005	0.0002	0.0002	0.0	0.0026	0.0016	0.0008	0.0007	0.0	0.0003
61 WI	0.0044	0.0111	0.0032	0.0023	0.0017	0.0003	0.0230	0.0165	0.0093	0.0068	0.0268	0.0018
62 IA	0.0027	0.0078	0.0029	0.0016	0.0015	0.0006	0.0175	0.0113	0.0044	0.0054	0.0097	0.0012
63 MIN	0.0026	0.0046	0.0024	0.0009	0.0009	0.0006	0.0065	0.0045	0.0017	0.0029	0.0050	0.0013
64 VA	0.0039	0.0074	0.0067	0.0069	0.0006	0.0008	0.0058	0.0306	0.0306	0.0134	0.0001	0.0010
65 NC	0.0011	0.0033	0.0035	0.0027	0.0004	0.0006	0.0009	0.0102	0.0086	0.0059	0.0	0.0004
66 NH	0.0331	0.0077	0.1528	0.0717	0.0188	0.0144	0.0	0.0098	1.4480	0.3080	0.0	0.0068
67 GA	0.0007	0.0017	0.0005	0.0003	0.0002	0.0	0.0025	0.0013	0.0008	0.0007	0.0	0.0002
68 SC	0.0006	0.0002	0.0011	0.0006	0.0003	0.0002	0.0020	0.0027	0.0026	0.0014	0.0	0.0001
69 MD	0.0074	0.0124	0.0144	0.0142	0.0029	0.0008	0.0142	0.0948	0.0936	0.0299	0.0002	0.0013
70 DE	0.0062	0.0085	0.0168	0.0160	0.0045	0.0008	0.0074	0.0430	0.0959	0.0298	0.0	0.0012
71 NJ	0.0098	0.0135	0.0289	0.0228	0.0058	0.0020	0.0026	0.1463	0.2781	0.0521	0.0	0.0015
72 DC	0.0067	0.0116	0.0128	0.0111	0.0015	0.0005	0.0121	0.0611	0.0753	0.0234	0.0	0.0013
73 AR	0.0004	0.0012	0.0005	0.0005	0.0	0.0002	0.0059	0.0042	0.0039	0.0006	0.0014	0.0003
74 LA	0.0	0.0	0.0	0.0	0.0	0.0	0.0005	0.0004	0.0004	0.0	0.0	0.0
75 MS	0.0002	0.0009	0.0006	0.0004	0.0001	0.0001	0.0013	0.0016	0.0007	0.0009	0.0	0.0
76 MA	0.0113	0.0055	0.0499	0.0561	0.0070	0.0055	0.0001	0.0365	2.2390	0.0551	0.0	0.0026
77 CT	0.0132	0.0146	0.0459	0.0453	0.0070	0.0046	0.0000	0.0426	0.9667	0.0672	0.0	0.0028
78 RI	0.0113	0.0055	0.0499	0.0561	0.0070	0.0055	0.0001	0.0365	2.2390	0.0551	0.0	0.0026
79 ME	0.0264	0.0027	0.3240	0.1316	0.0247	0.0218	0.0	0.0	0.0039	1.3680	0.0	0.0082
80 VT	0.0302	0.0553	0.0979	0.0423	0.0152	0.0117	0.0	0.6362	1.4800	0.3630	0.0	0.0065

056184-Mai-21
Ministère des Communications

TABLEAU 4.39

MATRICE DE TRANSFERT SOURCE-RECEPTEUR AUTOMNE 1980
CONCENTRATION DE SO4 SEC (UG/M3-TGS)

	1 NEO	2 CEO	3 SWO	4 SEO	5 SUD	6 SBJ	7 PBL	8 NQB	9 OTT	10 ABI	11 NIT	12 CHI	13 LSJ
1 ABI	0.0437	0.0577	0.0551	0.1307	0.0437	0.1198	0.0691	0.0809	0.3141	1.2630	0.1594	0.2902	0.6827
2 CQB	0.0220	0.0133	0.0131	0.0387	0.0260	0.1254	0.0823	0.1245	0.0617	0.0715	0.5056	0.3669	0.1992
3 NQB	0.0061	0.0064	0.0009	0.0189	0.0	0.0349	0.0451	0.6229	0.0405	0.0331	0.1118	0.0480	0.0260
10 NMN	0.0695	0.0424	0.0216	0.0303	0.0125	0.0307	0.0944	0.0869	0.0211	0.0326	0.0407	0.0201	0.0183
11 SMN	0.1838	0.1089	0.0632	0.0834	0.0259	0.1932	0.0955	0.0455	0.0658	0.1296	0.0594	0.1261	0.0540
12 NWO	0.4493	0.2662	0.1159	0.1041	0.1000	0.3286	0.3110	0.0817	0.0678	0.2772	0.1791	0.2266	0.2070
13 NEO	0.4010	1.0390	0.2849	0.5346	0.5881	0.4444	0.2116	0.1291	0.3605	0.5631	0.1856	0.3170	0.3946
14 SUD	0.0558	0.1988	0.4934	1.2620	4.7080	0.2475	0.0844	0.0989	1.0880	0.6291	0.1603	0.3526	0.4711
15 SWO	0.0039	0.0336	1.8720	1.0490	0.0829	0.0066	0.0114	0.0730	0.7581	0.3870	0.1185	0.2180	0.4370
16 SEO	0.0	0.0	0.0286	0.0638	0.0697	0.0151	0.0107	0.0715	0.0770	0.0276	0.1411	0.2459	0.4149
17 SLV	0.0	0.0	0.0	0.0253	0.0	0.0111	0.0112	0.0689	0.1324	0.0607	0.1191	0.1790	0.3693
18 NDA	0.0529	0.0877	0.0881	0.2787	0.1155	0.2539	0.0993	0.0836	0.3896	0.7083	0.1668	0.3046	0.4675
19 GBY	0.0	0.0	0.0	0.0	0.0	0.0	0.0163	0.0720	0.0	0.0	0.0901	0.1354	0.2112
20 NBK	0.0	0.0	0.0	0.0	0.0	0.0048	0.0	0.0140	0.0	0.0016	0.0084	0.0559	0.0675
21 NSP	0.0	0.0	0.0	0.0	0.0	0.0032	0.0	0.0064	0.0	0.0023	0.0062	0.0307	0.0284
22 NFL	0.0	0.0	0.0	0.0	0.0	0.0	0.0	0.0	0.0	0.0	0.0191	0.0815	0.0509
50 OHO	0.0	0.0	0.5729	0.7058	0.0	0.0160	0.0215	0.0423	0.6054	0.1480	0.0990	0.1358	0.2614
51 ILL	0.0510	0.4401	0.7618	0.6653	0.6328	0.1532	0.0790	0.0539	0.5713	0.3557	0.0809	0.1243	0.2563
52 PEN	0.0	0.0070	0.0734	0.4347	0.0	0.0	0.0	0.0462	0.1563	0.0644	0.0705	0.1515	0.3033
53 IND	0.0107	0.1983	0.8186	0.6102	0.5036	0.0846	0.0440	0.0335	0.4250	0.2733	0.0574	0.0892	0.1899
54 KEN	0.0	0.0406	0.3221	0.2416	0.1077	0.0199	0.0118	0.0233	0.1996	0.1053	0.0452	0.0533	0.0831
55 MCH	0.0046	0.2367	1.5280	1.0650	0.6595	0.1181	0.0223	0.0818	0.7864	0.3928	0.1627	0.2515	0.3372
56 TEN	0.0	0.0	0.1829	0.1243	0.0	0.0	0.0	0.0133	0.1509	0.0506	0.0268	0.0348	0.0646
57 MSU	0.0899	0.2731	0.4074	0.2860	0.2702	0.0885	0.0291	0.0104	0.3139	0.2151	0.0728	0.0802	0.1067
58 WVR	0.0	0.0	0.1220	0.3074	0.0	0.0	0.0	0.0324	0.1739	0.0377	0.0485	0.0827	0.1870
59 NYK	0.0	0.0	0.0	0.0038	0.0	0.0	0.0	0.0058	0.0	0.0	0.0421	0.0864	0.1628
60 ALA	0.0	0.0	0.1035	0.0814	0.0	0.0	0.0	0.0083	0.0350	0.0	0.0090	0.0194	0.0307
61 WI	0.1480	0.6285	0.7872	0.7524	1.0480	0.1618	0.0710	0.0561	0.4688	0.4158	0.1076	0.2550	0.3084
62 IA	0.1482	0.3090	0.6083	0.5051	0.4608	0.1639	0.0500	0.0188	0.4793	0.2242	0.0840	0.1642	0.2396
63 MIN	0.2499	0.3425	0.4262	0.3905	0.3395	0.2483	0.1306	0.0655	0.2970	0.2642	0.1295	0.2334	0.2565
64 VA	0.0	0.0035	0.0806	0.0993	0.0095	0.0	0.0	0.0245	0.0394	0.0029	0.0405	0.0506	0.1287
65 NC	0.0	0.0041	0.0804	0.0733	0.0108	0.0	0.0	0.0092	0.0774	0.0487	0.0134	0.0198	0.0326
66 NH	0.0	0.0	0.0	0.0	0.0	0.0	0.0	0.0086	0.0	0.0	0.0438	0.1102	0.1198
67 GA	0.0	0.0	0.0547	0.0348	0.0	0.0	0.0	0.0061	0.0	0.0	0.0	0.0099	0.0195
68 SC	0.0	0.0	0.0392	0.0362	0.0136	0.0	0.0	0.0	0.0	0.0	0.0	0.0	0.0
69 MD	0.0	0.0	0.0179	0.0413	0.0	0.0	0.0	0.0138	0.0289	0.0029	0.0080	0.0520	0.1505
70 DE	0.0	0.0	0.0032	0.0508	0.0	0.0	0.0	0.0056	0.0161	0.0	0.0078	0.0208	0.1205
71 NJ	0.0	0.0	0.0022	0.0206	0.0	0.0	0.0	0.0048	0.0	0.0	0.0092	0.0622	0.1444
72 DC	0.0	0.0034	0.0125	0.0428	0.0093	0.0	0.0	0.0169	0.0146	0.0058	0.0142	0.0571	0.1526
73 AR	0.0	0.1368	0.2924	0.1252	0.1366	0.0	0.0	0.0094	0.1169	0.1075	0.0267	0.0493	0.0663
74 LA	0.0	0.0	0.0035	0.0	0.0	0.0	0.0	0.0	0.0	0.0	0.0	0.0	0.0
75 MS	0.0	0.0042	0.0423	0.0290	0.0	0.0	0.0	0.0	0.0	0.0	0.0	0.0	0.0050
76 MA	0.0	0.0	0.0	0.0050	0.0	0.0	0.0	0.0055	0.0	0.0	0.0145	0.0853	0.1474
77 CT	0.0	0.0	0.0	0.0027	0.0	0.0	0.0	0.0017	0.0	0.0	0.0400	0.0796	0.1516
78 RI	0.0	0.0	0.0	0.0050	0.0	0.0	0.0	0.0055	0.0	0.0	0.0145	0.0853	0.1474
79 ME	0.0	0.0	0.0	0.0	0.0	0.0	0.0	0.0103	0.0	0.0	0.0162	0.0627	0.0792
80 VT	0.0	0.0	0.0	0.0838	0.0	0.0	0.0	0.0153	0.1385	0.0	0.0588	0.1012	0.1921

056/84-Mai-21
Ministère des Communications

TABLEAU 4.39 (suite)

MATRICE DE TRANSFERT SOURCE-RECEPTEUR AUTOMNE 1980
CONCENTRATION DE SO4 SEC (UG/M3-TGS)

	14 GP	15 MTL	16 NB	17 NE	18 ANT	19 TN	20 WNY	21 ENY	22 SNA	23 NNA	24 NDA	25 LAB
1 ABI	0.1930	0.5877	0.3093	0.2084	0.0921	0.0950	0.0491	0.2577	0.3116	0.4098	0.1270	0.1224
2 CQB	0.2149	0.1057	0.1018	0.0767	0.1454	0.0706	0.0296	0.0558	0.0147	0.0562	0.0402	0.1480
3 NQB	0.0415	0.0112	0.0064	0.0069	0.0372	0.0233	0.0176	0.0188	0.0008	0.0029	0.0525	0.2191
10 NMN	0.0189	0.0220	0.0151	0.0094	0.0044	0.0065	0.0131	0.0155	0.0110	0.0123	0.0099	0.0125
11 SMN	0.0414	0.0604	0.0166	0.0230	0.0333	0.0171	0.0217	0.0322	0.0244	0.0384	0.0495	0.0230
12 NWO	0.1215	0.1179	0.0984	0.0735	0.1129	0.0561	0.0542	0.0487	0.0375	0.0890	0.2111	0.0787
13 NEO	0.1657	0.3400	0.1980	0.1227	0.1605	0.0926	0.1259	0.1994	0.1523	0.2594	0.9440	0.1197
14 SUD	0.1724	0.5953	0.3204	0.2155	0.1708	0.0891	0.2691	0.4135	0.3814	0.5230	0.5785	0.1427
15 SWO	0.1926	0.8150	0.5273	0.4156	0.2167	0.1769	1.5050	0.9818	0.7249	0.8388	0.0693	0.1482
16 SEO	0.3581	1.0140	0.6079	0.4631	0.3389	0.2503	0.0910	1.0960	0.7628	0.8425	0.0090	0.2303
17 SLV	0.4675	1.6810	0.6650	0.3881	0.4333	0.2869	0.0	0.1226	0.2599	1.0830	0.0	0.2692
18 NDA	0.1340	0.4953	0.2550	0.1528	0.1331	0.0729	0.1439	0.1412	0.1547	0.3393	2.8890	0.1056
19 GBY	1.3590	0.0667	0.3166	0.2793	0.9188	0.4222	0.0	0.0	0.0586	0.3071	0.0	0.3313
20 NBK	0.1834	0.0	0.7199	1.0350	0.4895	0.5320	0.0	0.0	0.0536	0.0557	0.0	0.1804
21 NSP	0.1206	0.0017	0.0889	1.3380	0.3081	0.6424	0.0	0.0	0.0	0.0237	0.0	0.1545
22 NFL	0.0913	0.0358	0.0642	0.0432	0.1042	2.0730	0.0	0.0	0.0167	0.0648	0.0	0.1480
50 OHO	0.0959	0.6727	0.2297	0.3163	0.0483	0.0724	1.0990	0.8595	0.6832	0.6017	0.0	0.0423
51 ILL	0.1310	0.4846	0.2478	0.1720	0.0753	0.0393	0.8099	0.6101	0.5070	0.4428	0.2789	0.0741
52 PEN	0.2182	0.6267	0.4099	0.4577	0.1056	0.0655	0.7380	1.1250	0.8506	0.6185	0.0	0.0948
53 IND	0.0720	0.4804	0.2136	0.1871	0.0681	0.0573	0.8055	0.6203	0.4789	0.4513	0.2362	0.0475
54 KEN	0.0177	0.1607	0.0413	0.1526	0.0075	0.0114	0.4001	0.4048	0.4078	0.1226	0.0410	0.0285
55 MCH	0.1964	0.7185	0.4017	0.3047	0.1624	0.0877	1.0160	0.8047	0.6723	0.6683	0.2836	0.1041
56 TEN	0.0132	0.1142	0.0386	0.0460	0.0	0.0	0.3115	0.2141	0.1804	0.0506	0.0	0.0229
57 MSU	0.0535	0.2332	0.1025	0.1198	0.0344	0.0104	0.4096	0.2670	0.2445	0.1918	0.2496	0.0438
58 WVR	0.0464	0.4971	0.2231	0.3241	0.0184	0.0069	0.4323	0.7196	0.6341	0.4593	0.0	0.0338
59 NYK	0.2284	0.2966	0.6196	0.6411	0.2029	0.2129	0.0030	3.4220	1.7620	0.7912	0.0	0.1087
60 ALA	0.0304	0.0866	0.0314	0.0186	0.0072	0.0	0.1141	0.0534	0.0286	0.0448	0.0	0.0163
61 WI	0.1797	0.4184	0.1609	0.1400	0.0962	0.0218	0.6585	0.6045	0.3947	0.3057	0.4366	0.0975
62 IA	0.1403	0.3588	0.1487	0.0982	0.0825	0.0461	0.6083	0.4413	0.1929	0.2613	0.2446	0.0610
63 MIN	0.1432	0.2216	0.1227	0.0624	0.0571	0.0465	0.2052	0.1538	0.0665	0.1558	0.2110	0.0745
64 VA	0.0907	0.2515	0.2069	0.3134	0.0382	0.0447	0.1119	0.3758	0.6817	0.3359	0.0095	0.0462
65 NC	0.0474	0.0984	0.0938	0.1456	0.0292	0.0252	0.0363	0.1989	0.2873	0.1649	0.0	0.0278
66 NH	0.4004	0.1088	0.8643	0.7211	0.3067	0.3667	0.0	0.0395	1.7040	0.8094	0.0	0.1730
67 GA	0.0321	0.0347	0.0183	0.0220	0.0068	0.0	0.0707	0.0429	0.0460	0.0303	0.0	0.0135
68 SC	0.0252	0.0108	0.0379	0.0359	0.0147	0.0113	0.0705	0.1012	0.1008	0.0472	0.0	0.0059
69 MD	0.2241	0.3592	0.3842	0.4317	0.0758	0.0338	0.1639	0.7236	0.9145	0.6412	0.0090	0.0557
70 DE	0.1849	0.2622	0.3984	0.4644	0.1103	0.0348	0.1094	0.4105	0.9012	0.6129	0.0	0.0533
71 NJ	0.2020	0.1976	0.5975	0.5617	0.1915	0.0882	0.0517	0.5939	1.1690	0.6810	0.0	0.0671
72 DC	0.2012	0.3454	0.3209	0.4069	0.0558	0.0208	0.1515	0.6914	0.8197	0.5386	0.0	0.0547
73 AR	0.0244	0.0531	0.0239	0.0267	0.0	0.0148	0.2235	0.1517	0.1487	0.0248	0.0766	0.0184
74 LA	0.0	0.0	0.0	0.0	0.0	0.0	0.0378	0.0307	0.0298	0.0	0.0	0.0
75 MS	0.0109	0.0460	0.0417	0.0280	0.0080	0.0099	0.0758	0.0696	0.0341	0.0565	0.0	0.0
76 MA	0.2447	0.0817	0.6692	0.8103	0.1804	0.2262	0.0063	0.1152	2.4890	0.4762	0.0	0.0816
77 CT	0.2226	0.1886	0.6580	0.7313	0.1909	0.1912	0.0023	0.2048	1.3390	0.6065	0.0	0.0853
78 RI	0.2447	0.0817	0.6692	0.8103	0.1804	0.2262	0.0063	0.1152	2.4890	0.4762	0.0	0.0816
79 ME	0.3679	0.0401	1.0670	0.8642	0.3258	0.4484	0.0	0.0	0.0618	1.6840	0.0	0.1738
80 VT	0.3804	0.3017	0.8159	0.6209	0.2964	0.3172	0.0	0.8106	2.1580	1.2140	0.0	0.1798

056/84-Mai-21
Ministère des Communications

TABLEAU 4.40

MATRICE DE TRANSFERT SOURCE-RECEPTEUR AUTOMNE 1980
CONCENTRATION DE SO4 HUM.(UG/M3-TGS)

	1 NEO	2 CEO	3 SWO	4 SEO	5 SUD	6 SBJ	7 PBL	8 NQB	9 OTT	10 ABI	11 NIT	12 CHI	13 LSJ
1 ABI	0.0020	0.0028	0.0025	0.0078	0.0019	0.0070	0.0032	0.0038	0.0289	0.2718	0.0078	0.0158	0.0580
2 CQB	0.0016	0.0009	0.0009	0.0027	0.0019	0.0108	0.0071	0.0100	0.0045	0.0052	0.0872	0.0380	0.0166
3 NQB	0.0004	0.0004	0.0001	0.0013	0.0	0.0025	0.0031	0.0917	0.0029	0.0023	0.0081	0.0034	0.0018
10 NMN	0.0028	0.0017	0.0008	0.0012	0.0005	0.0012	0.0036	0.0033	0.0008	0.0013	0.0015	0.0008	0.0007
11 SMN	0.0073	0.0043	0.0024	0.0032	0.0010	0.0074	0.0037	0.0017	0.0025	0.0050	0.0023	0.0048	0.0020
12 NWO	0.0187	0.0110	0.0046	0.0041	0.0040	0.0130	0.0125	0.0032	0.0026	0.0109	0.0069	0.0087	0.0080
13 NEO	0.0206	0.1126	0.0125	0.0231	0.0338	0.0195	0.0085	0.0051	0.0147	0.0256	0.0073	0.0128	0.0158
14 SUD	0.0022	0.0126	0.0297	0.0939	0.8630	0.0105	0.0033	0.0039	0.0569	0.0314	0.0065	0.0146	0.0198
15 SWO	0.0001	0.0009	0.2243	0.0484	0.0023	0.0002	0.0003	0.0020	0.0259	0.0119	0.0033	0.0064	0.0125
16 SEO	0.0	0.0	0.0009	0.0022	0.0025	0.0007	0.0003	0.0022	0.0027	0.0010	0.0044	0.0085	0.0159
17 SLV	0.0	0.0	0.0	0.0008	0.0	0.0005	0.0003	0.0021	0.0046	0.0025	0.0038	0.0063	0.0164
18 NDA	0.0024	0.0051	0.0041	0.0194	0.0062	0.0166	0.0045	0.0038	0.0347	0.1029	0.0079	0.0161	0.0261
19 GBY	0.0	0.0	0.0	0.0	0.0	0.0	0.0006	0.0026	0.0	0.0	0.0033	0.0051	0.0082
20 NBK	0.0	0.0	0.0	0.0	0.0	0.0002	0.0	0.0005	0.0	0.0001	0.0003	0.0020	0.0025
21 NSP	0.0	0.0	0.0	0.0	0.0	0.0001	0.0	0.0002	0.0	0.0001	0.0002	0.0011	0.0010
22 NFL	0.0	0.0	0.0	0.0	0.0	0.0	0.0	0.0	0.0	0.0	0.0007	0.0029	0.0018
50 OHO	0.0	0.0	0.0181	0.0205	0.0	0.0004	0.0006	0.0011	0.0170	0.0041	0.0026	0.0036	0.0071
51 ILL	0.0014	0.0126	0.0242	0.0184	0.0196	0.0042	0.0021	0.0014	0.0156	0.0099	0.0021	0.0033	0.0068
52 PEN	0.0	0.0002	0.0023	0.0145	0.0	0.0	0.0	0.0012	0.0045	0.0018	0.0019	0.0041	0.0083
53 IND	0.0003	0.0054	0.0245	0.0169	0.0137	0.0022	0.0012	0.0009	0.0120	0.0075	0.0015	0.0024	0.0051
54 KEN	0.0	0.0011	0.0089	0.0066	0.0028	0.0005	0.0003	0.0006	0.0055	0.0028	0.0012	0.0014	0.0022
55 MCH	0.0001	0.0085	0.0921	0.0329	0.0295	0.0034	0.0006	0.0022	0.0222	0.0119	0.0045	0.0069	0.0092
56 TEN	0.0	0.0	0.0049	0.0033	0.0	0.0	0.0	0.0003	0.0041	0.0014	0.0007	0.0009	0.0017
57 MSU	0.0024	0.0075	0.0114	0.0078	0.0074	0.0023	0.0008	0.0003	0.0085	0.0058	0.0019	0.0021	0.0028
58 WVR	0.0	0.0	0.0033	0.0085	0.0	0.0	0.0	0.0008	0.0047	0.0010	0.0013	0.0022	0.0050
59 NYK	0.0	0.0	0.0	0.0001	0.0	0.0	0.0	0.0002	0.0	0.0	0.0012	0.0024	0.0046
60 ALA	0.0	0.0	0.0028	0.0022	0.0	0.0	0.0	0.0002	0.0010	0.0	0.0002	0.0005	0.0008
61 WI	0.0042	0.0195	0.0229	0.0208	0.0299	0.0045	0.0019	0.0015	0.0126	0.0116	0.0029	0.0069	0.0083
62 IA	0.0040	0.0086	0.0168	0.0136	0.0127	0.0044	0.0013	0.0005	0.0128	0.0061	0.0022	0.0043	0.0063
63 MIN	0.0069	0.0094	0.0117	0.0104	0.0093	0.0067	0.0036	0.0017	0.0079	0.0071	0.0035	0.0062	0.0068
64 VA	0.0	0.0001	0.0022	0.0026	0.0002	0.0	0.0	0.0006	0.0010	0.0001	0.0011	0.0013	0.0034
65 NC	0.0	0.0001	0.0021	0.0019	0.0003	0.0	0.0	0.0002	0.0020	0.0013	0.0003	0.0005	0.0008
66 NH	0.0	0.0	0.0	0.0	0.0	0.0	0.0	0.0002	0.0	0.0	0.0012	0.0031	0.0034
67 GA	0.0	0.0	0.0015	0.0009	0.0	0.0	0.0	0.0002	0.0	0.0	0.0	0.0003	0.0005
68 SC	0.0	0.0	0.0010	0.0010	0.0004	0.0	0.0	0.0	0.0	0.0	0.0	0.0	0.0
69 MD	0.0	0.0	0.0005	0.0011	0.0	0.0	0.0	0.0004	0.0008	0.0001	0.0002	0.0014	0.0040
70 DE	0.0	0.0	0.0001	0.0014	0.0	0.0	0.0	0.0001	0.0004	0.0	0.0002	0.0005	0.0032
71 NJ	0.0	0.0	0.0001	0.0006	0.0	0.0	0.0	0.0001	0.0	0.0	0.0002	0.0017	0.0040
72 DC	0.0	0.0001	0.0003	0.0011	0.0002	0.0	0.0	0.0004	0.0004	0.0002	0.0004	0.0015	0.0041
73 AR	0.0	0.0036	0.0078	0.0033	0.0036	0.0	0.0	0.0002	0.0031	0.0028	0.0007	0.0013	0.0017
74 LA	0.0	0.0	0.0001	0.0	0.0	0.0	0.0	0.0	0.0	0.0	0.0	0.0	0.0
75 MS	0.0	0.0001	0.0011	0.0008	0.0	0.0	0.0	0.0	0.0	0.0	0.0	0.0	0.0001
76 MA	0.0	0.0	0.0	0.0001	0.0	0.0	0.0	0.0001	0.0	0.0	0.0004	0.0024	0.0043
77 CT	0.0	0.0	0.0	0.0001	0.0	0.0	0.0	0.0000	0.0	0.0	0.0011	0.0022	0.0042
78 RI	0.0	0.0	0.0	0.0001	0.0	0.0	0.0	0.0001	0.0	0.0	0.0004	0.0024	0.0043
79 ME	0.0	0.0	0.0	0.0	0.0	0.0	0.0	0.0003	0.0	0.0	0.0004	0.0017	0.0021
80 VT	0.0	0.0	0.0	0.0025	0.0	0.0	0.0	0.0004	0.0039	0.0	0.0016	0.0028	0.0060

066/86-Mai-21
Ministère des Communications

TABLEAU 4.40 (suite)

MATRICE DE TRANSFERT SOURCE-RECEPTEUR AUTOMNE 1980
CONCENTRATION DE SO4 HUM.(UG/M3-TGS)

	14 GP	15 MTL	16 NB	17 NE	18 ANT	19 TN	20 WNY	21 ENY	22 SNA	23 NNA	24 NDA	25 LAB
1 ABI	0.0093	0.0454	0.0147	0.0093	0.0041	0.0041	0.0022	0.0139	0.0160	0.0233	0.0088	0.0055
2 CQB	0.0166	0.0082	0.0075	0.0054	0.0102	0.0048	0.0020	0.0039	0.0011	0.0042	0.0029	0.0106
3 NQB	0.0029	0.0008	0.0004	0.0005	0.0025	0.0015	0.0012	0.0013	0.0001	0.0002	0.0036	0.0167
10 NMN	0.0007	0.0008	0.0006	0.0004	0.0002	0.0002	0.0005	0.0006	0.0004	0.0005	0.0004	0.0005
11 SMN	0.0016	0.0023	0.0006	0.0009	0.0012	0.0006	0.0008	0.0012	0.0009	0.0015	0.0019	0.0009
12 NWO	0.0047	0.0046	0.0038	0.0028	0.0043	0.0021	0.0021	0.0019	0.0014	0.0034	0.0083	0.0030
13 NEO	0.0065	0.0137	0.0077	0.0047	0.0062	0.0036	0.0050	0.0079	0.0059	0.0100	0.0498	0.0046
14 SUD	0.0068	0.0261	0.0127	0.0084	0.0066	0.0034	0.0118	0.0175	0.0153	0.0212	0.0319	0.0055
15 SWO	0.0052	0.0246	0.0143	0.0111	0.0058	0.0047	0.0941	0.0321	0.0205	0.0232	0.0020	0.0039
16 SEO	0.0116	0.1106	0.0198	0.0144	0.0104	0.0076	0.0030	0.0893	0.0355	0.0315	0.0003	0.0070
17 SLV	0.0166	0.2329	0.0255	0.0129	0.0136	0.0087	0.0	0.0041	0.0113	0.0738	0.0	0.0084
18 NDA	0.0062	0.0277	0.0115	0.0067	0.0058	0.0031	0.0074	0.0072	0.0074	0.0162	0.8144	0.0046
19 GBY	0.1533	0.0026	0.0139	0.0119	0.0450	0.0161	0.0	0.0	0.0022	0.0121	0.0	0.0129
20 NBK	0.0066	0.0	0.0638	0.0702	0.0184	0.0199	0.0	0.0	0.0019	0.0020	0.0	0.0065
21 NSP	0.0044	0.0001	0.0032	0.1436	0.0114	0.0253	0.0	0.0	0.0	0.0008	0.0	0.0056
22 NFL	0.0035	0.0013	0.0025	0.0017	0.0042	0.2982	0.0	0.0	0.0006	0.0023	0.0	0.0058
50 OHO	0.0026	0.0182	0.0061	0.0084	0.0013	0.0019	0.0341	0.0242	0.0189	0.0161	0.0	0.0011
51 ILL	0.0035	0.0130	0.0066	0.0046	0.0020	0.0010	0.0221	0.0164	0.0135	0.0118	0.0084	0.0019
52 PEN	0.0059	0.0177	0.0110	0.0123	0.0028	0.0017	0.0354	0.0404	0.0249	0.0169	0.0	0.0025
53 IND	0.0019	0.0129	0.0057	0.0049	0.0018	0.0015	0.0226	0.0168	0.0128	0.0120	0.0063	0.0012
54 KEN	0.0005	0.0043	0.0011	0.0040	0.0002	0.0003	0.0107	0.0108	0.0108	0.0033	0.0011	0.0008
55 MCH	0.0052	0.0199	0.0108	0.0081	0.0043	0.0023	0.0323	0.0225	0.0183	0.0181	0.0105	0.0027
56 TEN	0.0003	0.0030	0.0010	0.0012	0.0	0.0	0.0083	0.0057	0.0048	0.0013	0.0	0.0006
57 MSU	0.0014	0.0062	0.0027	0.0032	0.0009	0.0003	0.0111	0.0071	0.0065	0.0051	0.0067	0.0011
58 WVR	0.0013	0.0134	0.0059	0.0086	0.0005	0.0002	0.0129	0.0201	0.0172	0.0122	0.0	0.0009
59 NYK	0.0065	0.0087	0.0175	0.0176	0.0054	0.0057	0.0001	0.5575	0.1322	0.0247	0.0	0.0029
60 ALA	0.0008	0.0023	0.0008	0.0005	0.0002	0.0	0.0030	0.0014	0.0008	0.0012	0.0	0.0004
61 WI	0.0048	0.0111	0.0042	0.0037	0.0025	0.0006	0.0177	0.0161	0.0105	0.0081	0.0122	0.0026
62 IA	0.0037	0.0095	0.0039	0.0026	0.0022	0.0012	0.0162	0.0117	0.0051	0.0069	0.0066	0.0016
63 MIN	0.0038	0.0059	0.0032	0.0016	0.0015	0.0012	0.0055	0.0041	0.0018	0.0041	0.0056	0.0020
64 VA	0.0025	0.0067	0.0056	0.0083	0.0010	0.0012	0.0031	0.0108	0.0186	0.0091	0.0002	0.0012
65 NC	0.0013	0.0026	0.0025	0.0038	0.0008	0.0007	0.0010	0.0055	0.0077	0.0044	0.0	0.0007
66 NH	0.0116	0.0031	0.0310	0.0215	0.0085	0.0099	0.0	0.0017	0.2272	0.0485	0.0	0.0047
67 GA	0.0009	0.0009	0.0005	0.0006	0.0002	0.0	0.0019	0.0011	0.0012	0.0008	0.0	0.0004
68 SC	0.0007	0.0003	0.0010	0.0009	0.0004	0.0003	0.0019	0.0027	0.0027	0.0013	0.0	0.0002
69 MD	0.0060	0.0097	0.0104	0.0116	0.0020	0.0009	0.0048	0.0232	0.0275	0.0175	0.0002	0.0015
70 DE	0.0050	0.0070	0.0108	0.0125	0.0030	0.0009	0.0031	0.0124	0.0273	0.0168	0.0	0.0014
71 NJ	0.0055	0.0056	0.0164	0.0152	0.0051	0.0023	0.0014	0.0255	0.0491	0.0195	0.0	0.0018
72 DC	0.0054	0.0093	0.0087	0.0109	0.0015	0.0006	0.0044	0.0202	0.0241	0.0146	0.0	0.0015
73 AR	0.0006	0.0014	0.0006	0.0007	0.0	0.0004	0.0060	0.0040	0.0040	0.0007	0.0020	0.0005
74 LA	0.0	0.0	0.0	0.0	0.0	0.0	0.0010	0.0008	0.0008	0.0	0.0	0.0
75 MS	0.0003	0.0012	0.0011	0.0007	0.0002	0.0003	0.0020	0.0018	0.0009	0.0015	0.0	0.0
76 MA	0.0067	0.0023	0.0191	0.0229	0.0049	0.0060	0.0002	0.0059	0.3517	0.0147	0.0	0.0022
77 CT	0.0062	0.0054	0.0186	0.0204	0.0051	0.0051	0.0001	0.0080	0.1511	0.0186	0.0	0.0023
78 RI	0.0067	0.0023	0.0191	0.0229	0.0049	0.0060	0.0002	0.0059	0.3517	0.0147	0.0	0.0022
79 ME	0.0104	0.0011	0.0531	0.0291	0.0093	0.0123	0.0	0.0	0.0017	0.2145	0.0	0.0047
80 VT	0.0109	0.0110	0.0255	0.0175	0.0081	0.0086	0.0	0.0997	0.2310	0.0597	0.0	0.0048

056/84-Mai-21
Ministère des Communications

TABLEAU 4.41

MATRICE DE TRANSFERT SOURCE-RECEPTEUR AUTOMNE 1980
DEPOT DE SO2 SEC (KG/HA-AN-TGS)
PENDANT LES PERIODES SECHES

	1 NEO	2 CEO	3 SWO	4 SEO	5 SUD	6 SBJ	7 PBL	8 NQB	9 OTT	10 ABI	11 NIT	12 CHI	13 LSJ
1 ABI	0.0650	0.0969	0.0708	0.3187	0.0516	0.2862	0.0982	0.1234	1.1160	7.3230	0.2814	0.6269	2.2960
2 CQB	0.0378	0.0201	0.0185	0.0617	0.0508	0.3434	0.2229	0.3055	0.1160	0.1398	2.4300	1.2300	0.5151
3 NQB	0.0075	0.0062	0.0007	0.0302	0.0	0.0635	0.0696	2.7190	0.0706	0.0490	0.2076	0.0804	0.0372
10 NMN	0.0854	0.0599	0.0198	0.0277	0.0157	0.0270	0.0757	0.0677	0.0202	0.0315	0.0283	0.0159	0.0153
11 SMN	0.2110	0.1127	0.0529	0.0641	0.0264	0.1630	0.0724	0.0315	0.0518	0.1044	0.0410	0.0942	0.0356
12 NWO	0.7203	0.4026	0.1427	0.1070	0.1326	0.3782	0.4161	0.0750	0.0656	0.2944	0.1606	0.1963	0.1958
13 NEO	1.0130	4.9070	0.5367	0.9653	1.6960	0.8344	0.2829	0.1338	0.5241	1.1570	0.2152	0.4260	0.4991
14 SUD	0.0653	0.6292	1.4930	4.5790	31.3400	0.4252	0.0861	0.1003	2.8130	1.5240	0.2136	0.5447	0.7764
15 SWO	0.0025	0.0329	9.9100	3.0180	0.0854	0.0078	0.0070	0.0639	1.5980	0.6731	0.1516	0.3342	0.6174
16 SEO	0.0	0.0	0.0399	0.1146	0.1316	0.0389	0.0087	0.0683	0.1443	0.0513	0.1658	0.4282	0.8916
17 SLV	0.0	0.0	0.0	0.0360	0.0	0.0255	0.0095	0.0639	0.2292	0.1422	0.1513	0.3139	0.9333
18 NDA	0.0724	0.2063	0.1357	0.8008	0.2449	0.6847	0.1312	0.1097	1.3560	3.3080	0.2629	0.6238	1.0450
19 GBY	0.0	0.0	0.0	0.0	0.0	0.0	0.0201	0.0762	0.0	0.0	0.1151	0.2147	0.3816
20 NBK	0.0	0.0	0.0	0.0	0.0	0.0021	0.0	0.0103	0.0	0.0007	0.0053	0.0669	0.0809
21 NSP	0.0	0.0	0.0	0.0	0.0	0.0014	0.0	0.0059	0.0	0.0010	0.0037	0.0262	0.0254
22 NFL	0.0	0.0	0.0	0.0	0.0	0.0	0.0	0.0	0.0	0.0	0.0199	0.0818	0.0438
50 OHO	0.0	0.0	1.0600	1.0470	0.0	0.0080	0.0093	0.0229	0.7843	0.1600	0.0740	0.1136	0.2529
51 ILL	0.0487	0.6181	1.4280	0.7700	1.1260	0.1514	0.0598	0.0308	0.6148	0.4449	0.0560	0.0988	0.2013
52 PEN	0.0	0.0049	0.1371	0.8845	0.0	0.0	0.0	0.0287	0.2257	0.0828	0.0564	0.1440	0.3417
53 IND	0.0042	0.1841	1.3380	0.7210	0.5055	0.0556	0.0222	0.0186	0.5686	0.2958	0.0485	0.0811	0.1658
54 KEN	0.0	0.0211	0.3705	0.2500	0.0558	0.0084	0.0043	0.0116	0.2425	0.0918	0.0342	0.0458	0.0788
55 MCH	0.0020	0.5357	5.3310	1.8790	1.8510	0.1695	0.0184	0.0636	1.0530	0.6671	0.1814	0.2846	0.3505
56 TEN	0.0	0.0	0.1709	0.1054	0.0	0.0	0.0	0.0068	0.1340	0.0442	0.0226	0.0305	0.0481
57 MSU	0.0687	0.2872	0.5197	0.3059	0.3053	0.0584	0.0153	0.0055	0.2943	0.1849	0.0425	0.0579	0.0794
58 WVR	0.0	0.0	0.1143	0.3520	0.0	0.0	0.0	0.0151	0.1670	0.0282	0.0267	0.0637	0.1695
59 NYK	0.0	0.0	0.0	0.0016	0.0	0.0	0.0	0.0040	0.0	0.0	0.0530	0.1148	0.2273
60 ALA	0.0	0.0	0.0904	0.0563	0.0	0.0	0.0	0.0038	0.0373	0.0	0.0069	0.0157	0.0269
61 WI	0.1987	1.1240	1.1860	0.8651	1.4650	0.1850	0.0655	0.0364	0.3856	0.5157	0.0865	0.2431	0.2666
62 IA	0.1389	0.3694	0.7055	0.4445	0.5158	0.1221	0.0318	0.0158	0.3909	0.2072	0.0577	0.1101	0.1579
63 MIN	0.2798	0.3692	0.4603	0.3034	0.3529	0.2437	0.1323	0.0463	0.2082	0.2129	0.1018	0.1510	0.1565
64 VA	0.0	0.0021	0.0688	0.0686	0.0047	0.0	0.0	0.0116	0.0234	0.0012	0.0213	0.0274	0.1013
65 NC	0.0	0.0019	0.0457	0.0370	0.0045	0.0	0.0	0.0045	0.0403	0.0239	0.0053	0.0083	0.0144
66 NH	0.0	0.0	0.0	0.0	0.0	0.0	0.0	0.0074	0.0	0.0	0.0392	0.1342	0.1544
67 GA	0.0	0.0	0.0370	0.0267	0.0	0.0	0.0	0.0028	0.0	0.0	0.0	0.0081	0.0169
68 SC	0.0	0.0	0.0257	0.0214	0.0051	0.0	0.0	0.0	0.0	0.0	0.0	0.0	0.0
69 MD	0.0	0.0	0.0146	0.0360	0.0	0.0	0.0	0.0072	0.0269	0.0014	0.0057	0.0334	0.1183
70 DE	0.0	0.0	0.0013	0.0374	0.0	0.0	0.0	0.0037	0.0162	0.0	0.0050	0.0106	0.0910
71 NJ	0.0	0.0	0.0008	0.0162	0.0	0.0	0.0	0.0030	0.0	0.0	0.0071	0.0671	0.1568
72 DC	0.0	0.0020	0.0095	0.0308	0.0071	0.0	0.0	0.0087	0.0107	0.0026	0.0091	0.0396	0.1178
73 AR	0.0	0.0825	0.2309	0.0907	0.0760	0.0	0.0	0.0038	0.0891	0.0681	0.0136	0.0276	0.0379
74 LA	0.0	0.0	0.0014	0.0	0.0	0.0	0.0	0.0	0.0	0.0	0.0	0.0	0.0
75 MS	0.0	0.0016	0.0212	0.0184	0.0	0.0	0.0	0.0	0.0	0.0	0.0	0.0	0.0035
76 MA	0.0	0.0	0.0	0.0022	0.0	0.0	0.0	0.0038	0.0	0.0	0.0213	0.1053	0.2144
77 CT	0.0	0.0	0.0	0.0010	0.0	0.0	0.0	0.0014	0.0	0.0	0.0454	0.0858	0.1874
78 RI	0.0	0.0	0.0	0.0022	0.0	0.0	0.0	0.0038	0.0	0.0	0.0213	0.1053	0.2144
79 ME	0.0	0.0	0.0	0.0	0.0	0.0	0.0	0.0090	0.0	0.0	0.0100	0.0516	0.0743
80 VT	0.0	0.0	0.0	0.1364	0.0	0.0	0.0	0.0163	0.1862	0.0	0.0757	0.1318	0.3461

065/86-Mai-21
Ministère des Communications

TABLEAU 4.41 (suite)

MATRICE DE TRANSFERT SOURCE-RECEPTEUR AUTOMNE 1980
DEPOT DE SO2 SEC (KG/HA-AN-TGS)
PENDANT LES PERIODES SECHES

	14 GP	15 MTL	16 NB	17 NE	18 ANT	19 TN	20 WNY	21 ENY	22 SNA	23 NNA	24 NDA	25 LAB
1 ABI	0.3263	1.8390	0.4929	0.2481	0.1024	0.0956	0.0652	0.5496	0.6016	0.9413	0.3609	0.1515
2 CQB	0.4864	0.2412	0.2028	0.1297	0.2421	0.0892	0.0421	0.0948	0.0291	0.1178	0.0698	0.2654
3 NQB	0.0674	0.0213	0.0082	0.0077	0.0494	0.0270	0.0246	0.0315	0.0012	0.0035	0.0770	0.4776
10 NMN	0.0131	0.0174	0.0118	0.0064	0.0021	0.0032	0.0105	0.0112	0.0079	0.0101	0.0087	0.0076
11 SMN	0.0276	0.0447	0.0079	0.0152	0.0180	0.0085	0.0160	0.0246	0.0168	0.0291	0.0451	0.0141
12 NWO	0.0984	0.1207	0.0787	0.0525	0.0803	0.0351	0.0484	0.0398	0.0279	0.0769	0.2406	0.0597
13 NEO	0.1825	0.4514	0.1960	0.0964	0.1397	0.0766	0.1580	0.2217	0.1338	0.2368	2.4670	0.0932
14 SUD	0.1831	1.1300	0.3916	0.2250	0.1427	0.0658	0.5043	0.6993	0.4977	0.7220	1.5970	0.1306
15 SWO	0.1675	1.3600	0.5277	0.3445	0.1513	0.1170	5.3770	1.9360	0.9601	0.9747	0.1084	0.1075
16 SEO	0.5210	4.9590	0.8963	0.5293	0.3353	0.2223	0.1398	4.4800	2.0540	1.7320	0.0155	0.2255
17 SLV	0.8440	9.3740	1.3880	0.5925	0.5174	0.2616	0.0	0.1900	0.6394	3.8900	0.0	0.3109
18 NDA	0.1941	1.1120	0.3284	0.1646	0.1411	0.0637	0.2766	0.2666	0.2557	0.5453	19.4800	0.1065
19 GBY	7.0500	0.1211	0.7489	0.6262	2.5140	0.7057	0.0	0.0	0.0856	0.5798	0.0	0.5892
20 NBK	0.2085	0.0	3.1940	3.8080	0.7617	0.8046	0.0	0.0	0.0590	0.0710	0.0	0.2048
21 NSP	0.1484	0.0007	0.1020	6.7220	0.4325	1.1950	0.0	0.0	0.0	0.0211	0.0	0.1913
22 NFL	0.1539	0.0266	0.1179	0.0801	0.2017	12.5500	0.0	0.0	0.0108	0.0665	0.0	0.2720
50 OHO	0.0694	0.6629	0.1726	0.2489	0.0246	0.0403	1.9620	1.1210	0.7944	0.4802	0.0	0.0303
51 ILL	0.0795	0.3958	0.1795	0.1141	0.0394	0.0214	0.8663	0.5164	0.3710	0.3498	0.4585	0.0361
52 PEN	0.1969	0.8396	0.3573	0.3925	0.0727	0.0432	2.1880	2.5300	1.3050	0.6426	0.0	0.0717
53 IND	0.0487	0.4114	0.1413	0.1189	0.0351	0.0286	1.0390	0.6097	0.4038	0.3197	0.1661	0.0236
54 KEN	0.0128	0.1446	0.0271	0.0976	0.0066	0.0058	0.3491	0.2999	0.2912	0.0854	0.0188	0.0178
55 MCH	0.1508	0.8681	0.3432	0.2171	0.1074	0.0520	1.9040	1.0080	0.6786	0.6589	0.6635	0.0645
56 TEN	0.0076	0.0862	0.0211	0.0298	0.0	0.0	0.2425	0.1510	0.1114	0.0335	0.0	0.0141
57 MSU	0.0320	0.1883	0.0665	0.0709	0.0175	0.0048	0.4081	0.2026	0.1857	0.1508	0.2348	0.0212
58 WVR	0.0546	0.4528	0.1561	0.2297	0.0093	0.0052	0.6964	0.8921	0.6155	0.3394	0.0	0.0252
59 NYK	0.3072	0.4652	0.8338	0.7237	0.1674	0.1591	0.0013	22.0100	7.0480	1.4320	0.0	0.0940
60 ALA	0.0212	0.0580	0.0162	0.0085	0.0047	0.0	0.0774	0.0428	0.0221	0.0233	0.0	0.0086
61 WI	0.1269	0.3109	0.0991	0.0745	0.0551	0.0108	0.5840	0.4584	0.2713	0.2021	0.5415	0.0575
62 IA	0.0846	0.2338	0.0895	0.0526	0.0466	0.0206	0.4779	0.3214	0.1307	0.1644	0.2341	0.0372
63 MIN	0.0815	0.1407	0.0744	0.0293	0.0292	0.0197	0.1712	0.1225	0.0480	0.0914	0.1459	0.0413
64 VA	0.0914	0.1995	0.1760	0.2056	0.0201	0.0265	0.1253	0.5475	0.7046	0.3235	0.0039	0.0290
65 NC	0.0317	0.0849	0.0871	0.0840	0.0138	0.0169	0.0260	0.2218	0.2311	0.1493	0.0	0.0144
66 NH	0.5879	0.1468	1.9410	1.1750	0.3797	0.3496	0.0	0.1074	9.6410	2.8120	0.0	0.1650
67 GA	0.0219	0.0372	0.0145	0.0110	0.0046	0.0	0.0630	0.0349	0.0250	0.0212	0.0	0.0074
68 SC	0.0181	0.0061	0.0301	0.0183	0.0090	0.0052	0.0554	0.0762	0.0738	0.0372	0.0	0.0030
69 MD	0.1914	0.3162	0.3557	0.3685	0.0709	0.0233	0.2470	1.3750	1.5140	0.6780	0.0049	0.0383
70 DE	0.1607	0.2216	0.3969	0.4083	0.1081	0.0238	0.1432	0.6885	1.5250	0.6638	0.0	0.0351
71 NJ	0.2182	0.2605	0.6459	0.5467	0.1550	0.0584	0.0570	1.6080	3.1020	0.9578	0.0	0.0453
72 DC	0.1730	0.2997	0.3084	0.3086	0.0421	0.0142	0.2182	1.0550	1.2780	0.5466	0.0	0.0373
73 AR	0.0119	0.0360	0.0144	0.0164	0.0	0.0062	0.1654	0.1164	0.1093	0.0172	0.0432	0.0086
74 LA	0.0	0.0	0.0	0.0	0.0	0.0	0.0175	0.0146	0.0143	0.0	0.0	0.0
75 MS	0.0059	0.0279	0.0204	0.0127	0.0039	0.0037	0.0427	0.0462	0.0219	0.0300	0.0	0.0
76 MA	0.2569	0.1072	0.9274	1.0770	0.1709	0.1600	0.0030	0.3601	14.6100	0.8439	0.0	0.0680
77 CT	0.2708	0.2665	0.8784	0.9121	0.1752	0.1330	0.0009	0.5038	6.8330	1.0500	0.0	0.0734
78 RI	0.2569	0.1072	0.9274	1.0770	0.1709	0.1600	0.0030	0.3601	14.6100	0.8439	0.0	0.0680
79 ME	0.4991	0.0520	3.2540	1.7850	0.4563	0.4863	0.0	0.0	0.0774	9.2590	0.0	0.1845
80 VT	0.5468	0.6910	1.4760	0.8174	0.3320	0.2917	0.0	4.3600	10.6700	3.6700	0.0	0.1634

056184-Nov-21
Ministère des Communications

TABLEAU 4.42

MATRICE DE TRANSFERT SOURCE-RECEPTEUR AUTOMNE 1980
DEPOT DE SO2 SEC (KG/HA-AN-TGS)
PENDANT LES PERIODES HUMIDES

	1 NEO	2 CEO	3 SWO	4 SEO	5 SUD	6 SBJ	7 PBL	8 NQB	9 OTT	10 ABI	11 NIT	12 CHI	13 LSJ
1 ABI	0.0093	0.0153	0.0091	0.0673	0.0062	0.0595	0.0136	0.0181	0.3144	2.9080	0.0461	0.1204	0.6204
2 CQB	0.0071	0.0035	0.0030	0.0110	0.0105	0.0911	0.0587	0.0748	0.0233	0.0289	0.9685	0.3785	0.1311
3 NQB	0.0011	0.0008	0.0001	0.0054	0.0	0.0124	0.0121	1.0120	0.0134	0.0083	0.0413	0.0148	0.0061
10 NMN	0.0081	0.0062	0.0016	0.0022	0.0015	0.0021	0.0058	0.0051	0.0017	0.0026	0.0021	0.0012	0.0012
11 SMN	0.0192	0.0097	0.0041	0.0048	0.0023	0.0127	0.0054	0.0023	0.0039	0.0080	0.0030	0.0070	0.0025
12 NWO	0.0806	0.0433	0.0135	0.0092	0.0131	0.0344	0.0414	0.0061	0.0055	0.0257	0.0129	0.0155	0.0161
13 NEO	0.1550	1.1360	0.0670	0.1170	0.2842	0.1038	0.0281	0.0115	0.0550	0.1532	0.0197	0.0425	0.0480
14 SUD	0.0060	0.1124	0.2588	0.8961	8.8130	0.0498	0.0074	0.0085	0.4371	0.2265	0.0212	0.0595	0.0884
15 SWO	0.0001	0.0022	2.2590	0.4534	0.0058	0.0006	0.0004	0.0039	0.1887	0.0682	0.0121	0.0307	0.0531
16 SEO	0.0	0.0	0.0037	0.0127	0.0151	0.0057	0.0006	0.0049	0.0165	0.0058	0.0135	0.0463	0.1131
17 SLV	0.0	0.0	0.0	0.0035	0.0	0.0035	0.0007	0.0047	0.0255	0.0199	0.0134	0.0353	0.1384
18 NDA	0.0098	0.0424	0.0200	0.1921	0.0463	0.1564	0.0172	0.0143	0.3758	1.1360	0.0394	0.1148	0.2061
19 GBY	0.0	0.0	0.0	0.0	0.0	0.0	0.0017	0.0061	0.0	0.0	0.0102	0.0217	0.0421
20 NBK	0.0	0.0	0.0	0.0	0.0	0.0001	0.0	0.0007	0.0	0.0000	0.0003	0.0057	0.0069
21 NSP	0.0	0.0	0.0	0.0	0.0	0.0001	0.0	0.0004	0.0	0.0001	0.0002	0.0019	0.0019
22 NFL	0.0	0.0	0.0	0.0	0.0	0.0	0.0	0.0	0.0	0.0	0.0016	0.0063	0.0032
50 OHO	0.0	0.0	0.1129	0.0936	0.0	0.0004	0.0004	0.0011	0.0632	0.0113	0.0042	0.0068	0.0166
51 ILL	0.0032	0.0529	0.1536	0.0571	0.1162	0.0101	0.0034	0.0015	0.0433	0.0349	0.0030	0.0057	0.0116
52 PEN	0.0	0.0003	0.0147	0.1016	0.0	0.0	0.0	0.0015	0.0197	0.0066	0.0033	0.0093	0.0248
53 IND	0.0002	0.0117	0.1290	0.0542	0.0339	0.0029	0.0011	0.0009	0.0469	0.0209	0.0029	0.0051	0.0102
54 KEN	0.0	0.0010	0.0273	0.0171	0.0027	0.0004	0.0002	0.0005	0.0186	0.0056	0.0019	0.0028	0.0051
55 MCH	0.0001	0.0669	0.9237	0.1927	0.2731	0.0148	0.0011	0.0037	0.0870	0.0663	0.0131	0.0208	0.0241
56 TEN	0.0	0.0	0.0109	0.0064	0.0	0.0	0.0	0.0003	0.0083	0.0027	0.0014	0.0019	0.0027
57 MSU	0.0039	0.0199	0.0414	0.0214	0.0222	0.0031	0.0007	0.0003	0.0189	0.0113	0.0021	0.0032	0.0045
58 WVR	0.0	0.0	0.0073	0.0259	0.0	0.0	0.0	0.0007	0.0109	0.0016	0.0013	0.0036	0.0107
59 NYK	0.0	0.0	0.0	0.0001	0.0	0.0	0.0	0.0002	0.0	0.0	0.0042	0.0094	0.0194
60 ALA	0.0	0.0	0.0056	0.0030	0.0	0.0	0.0	0.0002	0.0026	0.0	0.0004	0.0009	0.0017
61 WI	0.0164	0.1164	0.1072	0.0638	0.1249	0.0136	0.0042	0.0019	0.0229	0.0402	0.0051	0.0158	0.0163
62 IA	0.0089	0.0280	0.0524	0.0274	0.0373	0.0069	0.0017	0.0010	0.0231	0.0132	0.0031	0.0059	0.0083
63 MIN	0.0203	0.0260	0.0325	0.0174	0.0243	0.0161	0.0089	0.0025	0.0113	0.0125	0.0059	0.0079	0.0080
64 VA	0.0	0.0001	0.0042	0.0037	0.0002	0.0	0.0	0.0005	0.0012	0.0001	0.0010	0.0013	0.0059
65 NC	0.0	0.0001	0.0023	0.0018	0.0002	0.0	0.0	0.0002	0.0019	0.0011	0.0002	0.0004	0.0007
66 NH	0.0	0.0	0.0	0.0	0.0	0.0	0.0	0.0005	0.0	0.0	0.0024	0.0103	0.0124
67 GA	0.0	0.0	0.0020	0.0015	0.0	0.0	0.0	0.0001	0.0	0.0	0.0	0.0005	0.0010
68 SC	0.0	0.0	0.0014	0.0011	0.0002	0.0	0.0	0.0	0.0	0.0	0.0	0.0	0.0
69 MD	0.0	0.0	0.0009	0.0022	0.0	0.0	0.0	0.0003	0.0017	0.0001	0.0003	0.0017	0.0068
70 DE	0.0	0.0	0.0001	0.0021	0.0	0.0	0.0	0.0002	0.0011	0.0	0.0003	0.0005	0.0051
71 NJ	0.0	0.0	0.0000	0.0009	0.0	0.0	0.0	0.0002	0.0	0.0	0.0004	0.0047	0.0111
72 DC	0.0	0.0001	0.0005	0.0017	0.0004	0.0	0.0	0.0004	0.0006	0.0001	0.0005	0.0021	0.0067
73 AR	0.0	0.0042	0.0134	0.0050	0.0037	0.0	0.0	0.0002	0.0051	0.0035	0.0007	0.0014	0.0019
74 LA	0.0	0.0	0.0001	0.0	0.0	0.0	0.0	0.0	0.0	0.0	0.0	0.0	0.0
75 MS	0.0	0.0001	0.0010	0.0010	0.0	0.0	0.0	0.0	0.0	0.0	0.0	0.0	0.0002
76 MA	0.0	0.0	0.0	0.0001	0.0	0.0	0.0	0.0002	0.0	0.0	0.0019	0.0082	0.0189
77 CT	0.0	0.0	0.0	0.0000	0.0	0.0	0.0	0.0001	0.0	0.0	0.0033	0.0060	0.0146
78 RI	0.0	0.0	0.0	0.0001	0.0	0.0	0.0	0.0002	0.0	0.0	0.0019	0.0082	0.0189
79 ME	0.0	0.0	0.0	0.0	0.0	0.0	0.0	0.0005	0.0	0.0	0.0005	0.0031	0.0048
80 VT	0.0	0.0	0.0	0.0131	0.0	0.0	0.0	0.0011	0.0154	0.0	0.0061	0.0107	0.0361

066/86-Mai-21
Ministère des Communications

TABLEAU 4.42 (suite)

MATRICE DE TRANSFERT SOURCE-RECEPTEUR AUTOMNE 1980
DEPOT DE SO2 SEC (KG/HA-AN-TGS)
PENDANT LES PERIODES HUMIDES

	14 GP	15 MTL	16 NB	17 NE	18 ANT	19 TN	20 WNY	21 ENY	22 SNA	23 NNA	24 NDA	25 LAB
1 ABI	0.0516	0.4710	0.0745	0.0302	0.0119	0.0104	0.0086	0.1045	0.1057	0.1897	0.0859	0.0190
2 CQB	0.1121	0.0559	0.0425	0.0241	0.0444	0.0136	0.0069	0.0177	0.0061	0.0256	0.0132	0.0515
3 NQB	0.0122	0.0043	0.0013	0.0011	0.0078	0.0039	0.0040	0.0058	0.0002	0.0005	0.0129	0.1070
10 NMN	0.0009	0.0013	0.0009	0.0005	0.0001	0.0002	0.0008	0.0008	0.0006	0.0008	0.0007	0.0005
11 SMN	0.0020	0.0033	0.0005	0.0011	0.0012	0.0006	0.0012	0.0018	0.0012	0.0022	0.0036	0.0010
12 NWO	0.0076	0.0103	0.0060	0.0038	0.0059	0.0025	0.0039	0.0031	0.0021	0.0061	0.0218	0.0045
13 NEO	0.0162	0.0447	0.0165	0.0073	0.0111	0.0059	0.0151	0.0198	0.0106	0.0192	0.3863	0.0070
14 SUD	0.0160	0.1417	0.0369	0.0195	0.0111	0.0049	0.0627	0.0810	0.0488	0.0733	0.2597	0.0106
15 SWO	0.0103	0.1333	0.0353	0.0205	0.0082	0.0062	0.9474	0.2169	0.0786	0.0724	0.0101	0.0060
16 SEO	0.0493	1.1280	0.0857	0.0424	0.0245	0.0152	0.0138	0.9071	0.3086	0.2126	0.0017	0.0164
17 SLV	0.0969	2.4120	0.1781	0.0600	0.0441	0.0188	0.0	0.0195	0.0929	0.7482	0.0	0.0259
18 NDA	0.0273	0.2200	0.0423	0.0187	0.0159	0.0063	0.0485	0.0460	0.0398	0.0830	8.4880	0.0116
19 GBY	1.5930	0.0134	0.0999	0.0804	0.3717	0.0739	0.0	0.0	0.0082	0.0660	0.0	0.0644
20 NBK	0.0172	0.0	0.6550	0.6902	0.0761	0.0789	0.0	0.0	0.0048	0.0063	0.0	0.0169
21 NSP	0.0128	0.0000	0.0085	1.4900	0.0404	0.1347	0.0	0.0	0.0	0.0015	0.0	0.0166
22 NFL	0.0162	0.0018	0.0132	0.0090	0.0234	3.1020	0.0	0.0	0.0007	0.0052	0.0	0.0304
50 OHO	0.0038	0.0439	0.0097	0.0144	0.0012	0.0020	0.2030	0.0907	0.0591	0.0280	0.0	0.0017
51 ILL	0.0041	0.0234	0.0099	0.0061	0.0019	0.0010	0.0607	0.0311	0.0206	0.0203	0.0444	0.0017
52 PEN	0.0123	0.0694	0.0219	0.0239	0.0039	0.0023	0.3364	0.3143	0.1198	0.0441	0.0	0.0041
53 IND	0.0026	0.0250	0.0075	0.0062	0.0017	0.0014	0.0834	0.0404	0.0243	0.0175	0.0091	0.0011
54 KEN	0.0007	0.0090	0.0014	0.0051	0.0004	0.0003	0.0214	0.0168	0.0160	0.0046	0.0009	0.0009
55 MCH	0.0086	0.0664	0.0208	0.0119	0.0057	0.0026	0.2047	0.0792	0.0457	0.0437	0.0850	0.0033
56 TEN	0.0004	0.0049	0.0010	0.0016	0.0	0.0	0.0139	0.0082	0.0057	0.0018	0.0	0.0007
57 MSU	0.0016	0.0111	0.0035	0.0036	0.0008	0.0002	0.0273	0.0115	0.0105	0.0087	0.0151	0.0010
58 WVR	0.0041	0.0285	0.0085	0.0126	0.0004	0.0003	0.0664	0.0695	0.0404	0.0190	0.0	0.0014
59 NYK	0.0255	0.0434	0.0691	0.0527	0.0099	0.0090	0.0001	5.5850	1.3440	0.1497	0.0	0.0057
60 ALA	0.0012	0.0031	0.0008	0.0004	0.0002	0.0	0.0041	0.0025	0.0013	0.0011	0.0	0.0004
61 WI	0.0069	0.0174	0.0051	0.0036	0.0027	0.0005	0.0362	0.0260	0.0146	0.0107	0.0422	0.0029
62 IA	0.0043	0.0123	0.0045	0.0026	0.0023	0.0009	0.0276	0.0178	0.0070	0.0085	0.0152	0.0019
63 MIN	0.0040	0.0073	0.0038	0.0014	0.0014	0.0009	0.0102	0.0071	0.0026	0.0046	0.0079	0.0020
64 VA	0.0062	0.0116	0.0106	0.0109	0.0010	0.0013	0.0091	0.0483	0.0482	0.0211	0.0002	0.0015
65 NC	0.0017	0.0052	0.0056	0.0042	0.0006	0.0009	0.0014	0.0160	0.0135	0.0094	0.0	0.0007
66 NH	0.0521	0.0122	0.2409	0.1130	0.0296	0.0227	0.0	0.0155	2.2830	0.4857	0.0	0.0107
67 GA	0.0012	0.0026	0.0008	0.0005	0.0002	0.0	0.0039	0.0021	0.0012	0.0012	0.0	0.0004
68 SC	0.0010	0.0003	0.0018	0.0009	0.0005	0.0002	0.0032	0.0043	0.0041	0.0022	0.0	0.0001
69 MD	0.0116	0.0195	0.0226	0.0223	0.0045	0.0013	0.0223	0.1494	0.1475	0.0471	0.0002	0.0021
70 DE	0.0098	0.0133	0.0265	0.0252	0.0071	0.0013	0.0116	0.0678	0.1513	0.0469	0.0	0.0019
71 NJ	0.0154	0.0213	0.0456	0.0360	0.0091	0.0031	0.0041	0.2307	0.4385	0.0821	0.0	0.0024
72 DC	0.0105	0.0183	0.0201	0.0175	0.0024	0.0008	0.0190	0.0964	0.1187	0.0370	0.0	0.0020
73 AR	0.0006	0.0019	0.0007	0.0008	0.0	0.0003	0.0093	0.0066	0.0061	0.0009	0.0021	0.0004
74 LA	0.0	0.0	0.0	0.0	0.0	0.0	0.0008	0.0007	0.0007	0.0	0.0	0.0
75 MS	0.0003	0.0014	0.0010	0.0006	0.0002	0.0002	0.0021	0.0025	0.0011	0.0015	0.0	0.0
76 MA	0.0178	0.0087	0.0786	0.0885	0.0110	0.0087	0.0001	0.0576	3.5300	0.0868	0.0	0.0041
77 CT	0.0208	0.0229	0.0724	0.0714	0.0111	0.0072	0.0000	0.0672	1.5240	0.1060	0.0	0.0045
78 RI	0.0178	0.0087	0.0786	0.0885	0.0110	0.0087	0.0001	0.0576	3.5300	0.0868	0.0	0.0041
79 ME	0.0416	0.0042	0.5109	0.2075	0.0390	0.0344	0.0	0.0	0.0061	2.1570	0.0	0.0129
80 VT	0.0477	0.0871	0.1543	0.0666	0.0240	0.0185	0.0	1.0030	2.3340	0.5725	0.0	0.0103

065184-Mai-21
Ministère des Communications

TABLEAU 4.43

MATRICE DE TRANSFERT SOURCE-RECEPTEUR AUTOMNE 1980
DEPOT DE SO4 SEC (KG/HA-AN-TGS)
PENDANT LES PERIODES SECHES

	1 NEO	2 CEO	3 SWO	4 SEO	5 SUD	6 SBJ	7 PBL	8 NQB	9 OTT	10 ABI	11 NIT	12 CHI	13 LSJ
1 ABI	0.0138	0.0182	0.0174	0.0412	0.0138	0.0378	0.0218	0.0255	0.0991	0.3984	0.0503	0.0915	0.2153
2 CQB	0.0069	0.0042	0.0041	0.0122	0.0082	0.0395	0.0260	0.0393	0.0195	0.0225	0.1594	0.1157	0.0628
3 NQB	0.0019	0.0020	0.0003	0.0060	0.0	0.0110	0.0142	0.1964	0.0128	0.0104	0.0353	0.0151	0.0082
10 NMN	0.0219	0.0134	0.0068	0.0096	0.0040	0.0097	0.0298	0.0274	0.0067	0.0103	0.0128	0.0063	0.0058
11 SMN	0.0580	0.0344	0.0199	0.0263	0.0082	0.0609	0.0301	0.0144	0.0208	0.0409	0.0187	0.0398	0.0170
12 NWO	0.1417	0.0839	0.0366	0.0328	0.0315	0.1036	0.0981	0.0258	0.0214	0.0874	0.0565	0.0715	0.0653
13 NEO	0.1264	0.3276	0.0898	0.1686	0.1855	0.1402	0.0667	0.0407	0.1137	0.1776	0.0585	0.1000	0.1244
14 SUD	0.0176	0.0627	0.1556	0.3981	1.4850	0.0780	0.0266	0.0312	0.3433	0.1984	0.0505	0.1112	0.1486
15 SWO	0.0012	0.0106	0.5904	0.3310	0.0261	0.0021	0.0036	0.0230	0.2391	0.1221	0.0374	0.0687	0.1378
16 SEO	0.0	0.0	0.0090	0.0201	0.0220	0.0048	0.0034	0.0226	0.0243	0.0087	0.0445	0.0775	0.1308
17 SLV	0.0	0.0	0.0	0.0080	0.0	0.0035	0.0035	0.0217	0.0417	0.0191	0.0376	0.0564	0.1165
18 NDA	0.0167	0.0276	0.0278	0.0879	0.0364	0.0801	0.0313	0.0264	0.1229	0.2234	0.0526	0.0961	0.1474
19 GBY	0.0	0.0	0.0	0.0	0.0	0.0	0.0051	0.0227	0.0	0.0	0.0284	0.0427	0.0666
20 NBK	0.0	0.0	0.0	0.0	0.0	0.0015	0.0	0.0044	0.0	0.0005	0.0027	0.0176	0.0213
21 NSP	0.0	0.0	0.0	0.0	0.0	0.0010	0.0	0.0020	0.0	0.0007	0.0020	0.0097	0.0090
22 NFL	0.0	0.0	0.0	0.0	0.0	0.0	0.0	0.0	0.0	0.0	0.0060	0.0257	0.0160
50 OHO	0.0	0.0	0.1807	0.2226	0.0	0.0050	0.0068	0.0133	0.1909	0.0467	0.0312	0.0428	0.0824
51 ILL	0.0161	0.1388	0.2403	0.2098	0.1996	0.0483	0.0249	0.0170	0.1802	0.1122	0.0255	0.0392	0.0808
52 PEN	0.0	0.0022	0.0231	0.1371	0.0	0.0	0.0	0.0146	0.0493	0.0203	0.0222	0.0478	0.0957
53 IND	0.0034	0.0625	0.2582	0.1924	0.1588	0.0267	0.0139	0.0106	0.1340	0.0862	0.0181	0.0281	0.0599
54 KEN	0.0	0.0128	0.1016	0.0762	0.0340	0.0063	0.0037	0.0073	0.0629	0.0332	0.0142	0.0168	0.0262
55 MCH	0.0015	0.0746	0.4818	0.3358	0.2080	0.0373	0.0070	0.0258	0.2480	0.1239	0.0513	0.0793	0.1063
56 TEN	0.0	0.0	0.0577	0.0392	0.0	0.0	0.0	0.0042	0.0476	0.0160	0.0085	0.0110	0.0204
57 MSU	0.0283	0.0861	0.1285	0.0902	0.0852	0.0279	0.0092	0.0033	0.0990	0.0678	0.0230	0.0253	0.0336
58 WVR	0.0	0.0	0.0385	0.0969	0.0	0.0	0.0	0.0102	0.0548	0.0119	0.0153	0.0261	0.0590
59 NYK	0.0	0.0	0.0	0.0012	0.0	0.0	0.0	0.0018	0.0	0.0	0.0133	0.0272	0.0514
60 ALA	0.0	0.0	0.0326	0.0257	0.0	0.0	0.0	0.0026	0.0110	0.0	0.0028	0.0061	0.0097
61 WI	0.0467	0.1982	0.2483	0.2373	0.3306	0.0510	0.0224	0.0177	0.1479	0.1311	0.0339	0.0804	0.0973
62 IA	0.0467	0.0975	0.1918	0.1593	0.1453	0.0517	0.0158	0.0059	0.1512	0.0707	0.0265	0.0518	0.0756
63 MIN	0.0788	0.1080	0.1344	0.1231	0.1071	0.0783	0.0412	0.0207	0.0937	0.0833	0.0408	0.0736	0.0809
64 VA	0.0	0.0011	0.0254	0.0313	0.0030	0.0	0.0	0.0077	0.0124	0.0009	0.0128	0.0160	0.0406
65 NC	0.0	0.0013	0.0254	0.0231	0.0034	0.0	0.0	0.0029	0.0244	0.0154	0.0042	0.0062	0.0103
66 NH	0.0	0.0	0.0	0.0	0.0	0.0	0.0	0.0027	0.0	0.0	0.0138	0.0348	0.0378
67 GA	0.0	0.0	0.0173	0.0110	0.0	0.0	0.0	0.0019	0.0	0.0	0.0	0.0031	0.0062
68 SC	0.0	0.0	0.0124	0.0114	0.0043	0.0	0.0	0.0	0.0	0.0	0.0	0.0	0.0
69 MD	0.0	0.0	0.0057	0.0130	0.0	0.0	0.0	0.0043	0.0091	0.0009	0.0025	0.0164	0.0474
70 DE	0.0	0.0	0.0010	0.0160	0.0	0.0	0.0	0.0018	0.0051	0.0	0.0024	0.0065	0.0380
71 NJ	0.0	0.0	0.0007	0.0065	0.0	0.0	0.0	0.0015	0.0	0.0	0.0029	0.0196	0.0455
72 DC	0.0	0.0011	0.0039	0.0135	0.0029	0.0	0.0	0.0053	0.0046	0.0018	0.0045	0.0180	0.0481
73 AR	0.0	0.0432	0.0922	0.0395	0.0431	0.0	0.0	0.0030	0.0369	0.0339	0.0084	0.0155	0.0209
74 LA	0.0	0.0	0.0011	0.0	0.0	0.0	0.0	0.0	0.0	0.0	0.0	0.0	0.0
75 MS	0.0	0.0013	0.0133	0.0091	0.0	0.0	0.0	0.0	0.0	0.0	0.0	0.0	0.0016
76 MA	0.0	0.0	0.0	0.0016	0.0	0.0	0.0	0.0017	0.0	0.0	0.0046	0.0269	0.0465
77 CT	0.0	0.0	0.0	0.0009	0.0	0.0	0.0	0.0005	0.0	0.0	0.0126	0.0251	0.0478
78 RI	0.0	0.0	0.0	0.0016	0.0	0.0	0.0	0.0017	0.0	0.0	0.0046	0.0269	0.0465
79 ME	0.0	0.0	0.0	0.0	0.0	0.0	0.0	0.0033	0.0	0.0	0.0051	0.0198	0.0250
80 VT	0.0	0.0	0.0	0.0264	0.0	0.0	0.0	0.0048	0.0437	0.0	0.0185	0.0319	0.0606

056184-Mai-21
Ministère des Communications

TABLEAU 4.43 (suite)

MATRICE DE TRANSFERT SOURCE-RECEPTEUR AUTOMNE 1980
DEPOT DE SO4 SEC (KG/HA-AN-TGS)
PENDANT LES PERIODES SECHES

	14 GP	15 MTL	16 NB	17 NE	18 ANT	19 TN	20 WNY	21 ENY	22 SNA	23 NNA	24 NDA	25 LAB
1 ABI	0.0609	0.1853	0.0975	0.0657	0.0290	0.0300	0.0155	0.0813	0.0983	0.1292	0.0400	0.0386
2 CQB	0.0678	0.0333	0.0321	0.0242	0.0459	0.0223	0.0093	0.0176	0.0047	0.0177	0.0127	0.0467
3 NQB	0.0131	0.0035	0.0020	0.0022	0.0117	0.0073	0.0056	0.0059	0.0003	0.0009	0.0166	0.0691
10 NMN	0.0060	0.0069	0.0048	0.0030	0.0014	0.0020	0.0041	0.0049	0.0035	0.0039	0.0031	0.0039
11 SMN	0.0131	0.0191	0.0052	0.0073	0.0105	0.0054	0.0069	0.0102	0.0077	0.0121	0.0156	0.0073
12 NWO	0.0383	0.0372	0.0310	0.0232	0.0356	0.0177	0.0171	0.0154	0.0118	0.0281	0.0666	0.0248
13 NEO	0.0523	0.1072	0.0624	0.0387	0.0506	0.0292	0.0397	0.0629	0.0480	0.0818	0.2977	0.0377
14 SUD	0.0544	0.1877	0.1010	0.0680	0.0539	0.0281	0.0849	0.1304	0.1203	0.1649	0.1824	0.0450
15 SWO	0.0607	0.2570	0.1663	0.1311	0.0684	0.0558	0.4747	0.3096	0.2286	0.2645	0.0219	0.0467
16 SEO	0.1129	0.3199	0.1917	0.1460	0.1069	0.0789	0.0287	0.3456	0.2405	0.2657	0.0028	0.0726
17 SLV	0.1474	0.5302	0.2097	0.1224	0.1366	0.0905	0.0	0.0387	0.0820	0.3414	0.0	0.0849
18 NDA	0.0422	0.1562	0.0804	0.0482	0.0420	0.0230	0.0454	0.0445	0.0488	0.1070	0.9110	0.0333
19 GBY	0.4284	0.0210	0.0999	0.0881	0.2898	0.1331	0.0	0.0	0.0185	0.0969	0.0	0.1045
20 NBK	0.0578	0.0	0.2270	0.3265	0.1544	0.1678	0.0	0.0	0.0169	0.0176	0.0	0.0569
21 NSP	0.0380	0.0005	0.0280	0.4220	0.0972	0.2026	0.0	0.0	0.0	0.0075	0.0	0.0487
22 NFL	0.0288	0.0113	0.0202	0.0136	0.0329	0.6538	0.0	0.0	0.0053	0.0204	0.0	0.0467
50 OHO	0.0302	0.2121	0.0724	0.0998	0.0152	0.0228	0.3465	0.2710	0.2155	0.1898	0.0	0.0133
51 ILL	0.0413	0.1528	0.0781	0.0542	0.0237	0.0124	0.2554	0.1924	0.1599	0.1396	0.0879	0.0234
52 PEN	0.0688	0.1976	0.1293	0.1444	0.0333	0.0206	0.2327	0.3549	0.2682	0.1950	0.0	0.0299
53 IND	0.0227	0.1515	0.0674	0.0590	0.0215	0.0181	0.2540	0.1956	0.1510	0.1423	0.0745	0.0150
54 KEN	0.0056	0.0507	0.0130	0.0481	0.0024	0.0036	0.1262	0.1277	0.1286	0.0386	0.0129	0.0090
55 MCH	0.0619	0.2266	0.1267	0.0961	0.0512	0.0277	0.3203	0.2538	0.2120	0.2108	0.0895	0.0328
56 TEN	0.0042	0.0360	0.0122	0.0145	0.0	0.0	0.0982	0.0675	0.0569	0.0160	0.0	0.0072
57 MSU	0.0169	0.0735	0.0323	0.0378	0.0109	0.0033	0.1292	0.0842	0.0771	0.0605	0.0787	0.0138
58 WVR	0.0146	0.1568	0.0703	0.1022	0.0058	0.0022	0.1363	0.2269	0.2000	0.1449	0.0	0.0107
59 NYK	0.0720	0.0935	0.1954	0.2022	0.0640	0.0671	0.0009	1.0790	0.5557	0.2495	0.0	0.0343
60 ALA	0.0096	0.0273	0.0099	0.0059	0.0023	0.0	0.0360	0.0168	0.0090	0.0141	0.0	0.0051
61 WI	0.0567	0.1320	0.0507	0.0442	0.0303	0.0069	0.2077	0.1906	0.1245	0.0964	0.1377	0.0308
62 IA	0.0443	0.1132	0.0469	0.0310	0.0260	0.0145	0.1918	0.1392	0.0608	0.0824	0.0771	0.0192
63 MIN	0.0452	0.0699	0.0387	0.0197	0.0180	0.0147	0.0647	0.0485	0.0210	0.0491	0.0665	0.0235
64 VA	0.0286	0.0793	0.0652	0.0988	0.0121	0.0141	0.0353	0.1185	0.2150	0.1059	0.0030	0.0146
65 NC	0.0149	0.0310	0.0296	0.0459	0.0092	0.0079	0.0115	0.0627	0.0906	0.0520	0.0	0.0088
66 NH	0.1263	0.0343	0.2726	0.2274	0.0967	0.1156	0.0	0.0125	0.5373	0.2552	0.0	0.0545
67 GA	0.0101	0.0109	0.0058	0.0069	0.0021	0.0	0.0223	0.0135	0.0145	0.0096	0.0	0.0043
68 SC	0.0080	0.0034	0.0120	0.0113	0.0046	0.0036	0.0222	0.0319	0.0318	0.0149	0.0	0.0019
69 MD	0.0707	0.1133	0.1212	0.1361	0.0239	0.0107	0.0517	0.2282	0.2884	0.2022	0.0028	0.0176
70 DE	0.0583	0.0827	0.1257	0.1464	0.0348	0.0110	0.0345	0.1294	0.2842	0.1933	0.0	0.0168
71 NJ	0.0637	0.0623	0.1884	0.1771	0.0604	0.0278	0.0163	0.1873	0.3687	0.2148	0.0	0.0212
72 DC	0.0634	0.1089	0.1012	0.1283	0.0176	0.0066	0.0478	0.2180	0.2585	0.1699	0.0	0.0173
73 AR	0.0077	0.0168	0.0075	0.0084	0.0	0.0047	0.0705	0.0478	0.0469	0.0078	0.0242	0.0058
74 LA	0.0	0.0	0.0	0.0	0.0	0.0	0.0119	0.0097	0.0094	0.0	0.0	0.0
75 MS	0.0034	0.0145	0.0131	0.0088	0.0025	0.0031	0.0239	0.0219	0.0108	0.0178	0.0	0.0
76 MA	0.0772	0.0258	0.2110	0.2555	0.0569	0.0713	0.0020	0.0363	0.7850	0.1502	0.0	0.0257
77 CT	0.0702	0.0595	0.2075	0.2306	0.0602	0.0603	0.0007	0.0646	0.4222	0.1913	0.0	0.0269
78 RI	0.0772	0.0258	0.2110	0.2555	0.0569	0.0713	0.0020	0.0363	0.7850	0.1502	0.0	0.0257
79 ME	0.1160	0.0127	0.3364	0.2725	0.1027	0.1414	0.0	0.0	0.0195	0.5311	0.0	0.0548
80 VT	0.1200	0.0951	0.2573	0.1958	0.0935	0.1000	0.0	0.2556	0.6806	0.3829	0.0	0.0567

056/86-Mai-21
Ministère des Communications

TABLEAU 4.44

MATRICE DE TRANSFERT SOURCE-RECEPTEUR AUTOMNE 1980
DEPOT DE SO4 SEC (KG/HA-AN-TGS)
PENDANT LES PERIODES HUMIDES

	1 NEO	2 CEO	3 SWO	4 SEO	5 SUD	6 SBJ	7 PBL	8 NQB	9 OTT	10 ABI	11 NIT	12 CHI	13 LSJ
1 ABI	0.0006	0.0009	0.0008	0.0025	0.0006	0.0022	0.0010	0.0012	0.0091	0.0857	0.0025	0.0050	0.0183
2 CQB	0.0005	0.0003	0.0003	0.0009	0.0006	0.0034	0.0022	0.0032	0.0014	0.0016	0.0275	0.0120	0.0052
3 NQB	0.0001	0.0001	0.0000	0.0004	0.0	0.0008	0.0010	0.0289	0.0009	0.0007	0.0025	0.0011	0.0006
10 NMN	0.0009	0.0005	0.0003	0.0004	0.0002	0.0004	0.0011	0.0011	0.0003	0.0004	0.0005	0.0002	0.0002
11 SMN	0.0023	0.0013	0.0008	0.0010	0.0003	0.0023	0.0012	0.0005	0.0008	0.0016	0.0007	0.0015	0.0006
12 NWO	0.0059	0.0035	0.0015	0.0013	0.0013	0.0041	0.0040	0.0010	0.0008	0.0034	0.0022	0.0028	0.0025
13 NEO	0.0065	0.0355	0.0039	0.0073	0.0107	0.0061	0.0027	0.0016	0.0046	0.0081	0.0023	0.0040	0.0050
14 SUD	0.0007	0.0040	0.0094	0.0296	0.2722	0.0033	0.0010	0.0012	0.0179	0.0099	0.0020	0.0046	0.0062
15 SWO	0.0000	0.0003	0.0707	0.0153	0.0007	0.0001	0.0001	0.0006	0.0082	0.0037	0.0010	0.0020	0.0039
16 SEO	0.0	0.0	0.0003	0.0007	0.0008	0.0002	0.0001	0.0007	0.0009	0.0003	0.0014	0.0027	0.0050
17 SLV	0.0	0.0	0.0	0.0003	0.0	0.0001	0.0001	0.0007	0.0015	0.0008	0.0012	0.0020	0.0052
18 NDA	0.0008	0.0016	0.0013	0.0061	0.0020	0.0052	0.0014	0.0012	0.0109	0.0325	0.0025	0.0051	0.0082
19 GBY	0.0	0.0	0.0	0.0	0.0	0.0	0.0002	0.0008	0.0	0.0	0.0010	0.0016	0.0026
20 NBK	0.0	0.0	0.0	0.0	0.0	0.0001	0.0	0.0002	0.0	0.0000	0.0001	0.0006	0.0008
21 NSP	0.0	0.0	0.0	0.0	0.0	0.0000	0.0	0.0001	0.0	0.0000	0.0001	0.0003	0.0003
22 NFL	0.0	0.0	0.0	0.0	0.0	0.0	0.0	0.0	0.0	0.0	0.0002	0.0009	0.0006
50 OHO	0.0	0.0	0.0057	0.0065	0.0	0.0001	0.0002	0.0004	0.0054	0.0013	0.0008	0.0011	0.0022
51 ILL	0.0004	0.0040	0.0076	0.0058	0.0062	0.0013	0.0007	0.0004	0.0049	0.0031	0.0007	0.0010	0.0022
52 PEN	0.0	0.0001	0.0007	0.0046	0.0	0.0	0.0	0.0004	0.0014	0.0006	0.0006	0.0013	0.0026
53 IND	0.0001	0.0017	0.0077	0.0053	0.0043	0.0007	0.0004	0.0003	0.0038	0.0024	0.0005	0.0008	0.0016
54 KEN	0.0	0.0003	0.0028	0.0021	0.0009	0.0002	0.0001	0.0002	0.0017	0.0009	0.0004	0.0005	0.0007
55 MCH	0.0000	0.0027	0.0291	0.0104	0.0093	0.0011	0.0002	0.0007	0.0070	0.0038	0.0014	0.0022	0.0029
56 TEN	0.0	0.0	0.0016	0.0011	0.0	0.0	0.0	0.0001	0.0013	0.0004	0.0002	0.0003	0.0005
57 MSU	0.0008	0.0023	0.0036	0.0025	0.0023	0.0007	0.0002	0.0001	0.0027	0.0018	0.0006	0.0007	0.0009
58 WVR	0.0	0.0	0.0010	0.0027	0.0	0.0	0.0	0.0003	0.0015	0.0003	0.0004	0.0007	0.0016
59 NYK	0.0	0.0	0.0	0.0000	0.0	0.0	0.0	0.0000	0.0	0.0	0.0004	0.0008	0.0015
60 ALA	0.0	0.0	0.0009	0.0007	0.0	0.0	0.0	0.0001	0.0003	0.0	0.0001	0.0002	0.0003
61 WI	0.0013	0.0062	0.0072	0.0065	0.0094	0.0014	0.0006	0.0005	0.0040	0.0037	0.0009	0.0022	0.0026
62 IA	0.0013	0.0027	0.0053	0.0043	0.0040	0.0014	0.0004	0.0002	0.0040	0.0019	0.0007	0.0014	0.0020
63 MIN	0.0022	0.0030	0.0037	0.0033	0.0029	0.0021	0.0011	0.0005	0.0025	0.0022	0.0011	0.0019	0.0021
64 VA	0.0	0.0000	0.0007	0.0008	0.0001	0.0	0.0	0.0002	0.0003	0.0000	0.0003	0.0004	0.0011
65 NC	0.0	0.0000	0.0007	0.0006	0.0001	0.0	0.0	0.0001	0.0006	0.0004	0.0001	0.0002	0.0003
66 NH	0.0	0.0	0.0	0.0	0.0	0.0	0.0	0.0001	0.0	0.0	0.0004	0.0010	0.0011
67 GA	0.0	0.0	0.0005	0.0003	0.0	0.0	0.0	0.0001	0.0	0.0	0.0	0.0001	0.0002
68 SC	0.0	0.0	0.0003	0.0003	0.0001	0.0	0.0	0.0	0.0	0.0	0.0	0.0	0.0
69 MD	0.0	0.0	0.0002	0.0003	0.0	0.0	0.0	0.0001	0.0002	0.0000	0.0001	0.0004	0.0013
70 DE	0.0	0.0	0.0000	0.0004	0.0	0.0	0.0	0.0000	0.0001	0.0	0.0001	0.0002	0.0010
71 NJ	0.0	0.0	0.0000	0.0002	0.0	0.0	0.0	0.0000	0.0	0.0	0.0001	0.0005	0.0012
72 DC	0.0	0.0000	0.0001	0.0004	0.0001	0.0	0.0	0.0001	0.0001	0.0000	0.0001	0.0005	0.0013
73 AR	0.0	0.0011	0.0025	0.0011	0.0011	0.0	0.0	0.0001	0.0010	0.0009	0.0002	0.0004	0.0006
74 LA	0.0	0.0	0.0000	0.0	0.0	0.0	0.0	0.0	0.0	0.0	0.0	0.0	0.0
75 MS	0.0	0.0000	0.0003	0.0002	0.0	0.0	0.0	0.0	0.0	0.0	0.0	0.0	0.0000
76 MA	0.0	0.0	0.0	0.0000	0.0	0.0	0.0	0.0000	0.0	0.0	0.0001	0.0007	0.0013
77 CT	0.0	0.0	0.0	0.0000	0.0	0.0	0.0	0.0000	0.0	0.0	0.0003	0.0007	0.0013
78 RI	0.0	0.0	0.0	0.0000	0.0	0.0	0.0	0.0000	0.0	0.0	0.0001	0.0007	0.0013
79 ME	0.0	0.0	0.0	0.0	0.0	0.0	0.0	0.0001	0.0	0.0	0.0001	0.0005	0.0007
80 VT	0.0	0.0	0.0	0.0008	0.0	0.0	0.0	0.0001	0.0012	0.0	0.0005	0.0009	0.0019

065184-Mai-21
Ministère des Communications

TABLEAU 4.44 (suite)

MATRICE DE TRANSFERT SOURCE-RECEPTEUR AUTOMNE 1980
DEPOT DE SO4 SEC (KG/HA-AN-TGS)
PENDANT LES PERIODES HUMIDES

	14 GP	15 MTL	16 NB	17 NE	18 ANT	19 TN	20 WNY	21 ENY	22 SNA	23 NNA	24 NDA	25 LAB
1 ABI	0.0029	0.0143	0.0046	0.0029	0.0013	0.0013	0.0007	0.0044	0.0050	0.0074	0.0028	0.0017
2 CQB	0.0052	0.0026	0.0024	0.0017	0.0032	0.0015	0.0006	0.0012	0.0003	0.0013	0.0009	0.0033
3 NQB	0.0009	0.0003	0.0001	0.0001	0.0008	0.0005	0.0004	0.0004	0.0000	0.0001	0.0011	0.0053
10 NMN	0.0002	0.0003	0.0002	0.0001	0.0001	0.0001	0.0002	0.0002	0.0001	0.0001	0.0001	0.0001
11 SMN	0.0005	0.0007	0.0002	0.0003	0.0004	0.0002	0.0003	0.0004	0.0003	0.0005	0.0006	0.0003
12 NWO	0.0015	0.0015	0.0012	0.0009	0.0014	0.0007	0.0007	0.0006	0.0005	0.0011	0.0026	0.0009
13 NEO	0.0021	0.0043	0.0024	0.0015	0.0020	0.0011	0.0016	0.0025	0.0019	0.0032	0.0157	0.0014
14 SUD	0.0021	0.0082	0.0040	0.0027	0.0021	0.0011	0.0037	0.0055	0.0048	0.0067	0.0101	0.0017
15 SWO	0.0016	0.0077	0.0045	0.0035	0.0018	0.0015	0.0297	0.0101	0.0065	0.0073	0.0006	0.0012
16 SEO	0.0037	0.0349	0.0062	0.0045	0.0033	0.0024	0.0009	0.0282	0.0112	0.0099	0.0001	0.0022
17 SLV	0.0052	0.0734	0.0080	0.0041	0.0043	0.0028	0.0	0.0013	0.0036	0.0233	0.0	0.0027
18 NDA	0.0020	0.0087	0.0036	0.0021	0.0018	0.0010	0.0023	0.0023	0.0023	0.0051	0.2568	0.0014
19 GBY	0.0483	0.0008	0.0044	0.0038	0.0142	0.0051	0.0	0.0	0.0007	0.0038	0.0	0.0041
20 NBK	0.0021	0.0	0.0201	0.0221	0.0058	0.0063	0.0	0.0	0.0006	0.0006	0.0	0.0021
21 NSP	0.0014	0.0000	0.0010	0.0453	0.0036	0.0080	0.0	0.0	0.0	0.0003	0.0	0.0018
22 NFL	0.0011	0.0004	0.0008	0.0005	0.0013	0.0940	0.0	0.0	0.0002	0.0007	0.0	0.0018
50 OHO	0.0008	0.0058	0.0019	0.0027	0.0004	0.0006	0.0107	0.0076	0.0060	0.0051	0.0	0.0004
51 ILL	0.0011	0.0041	0.0021	0.0014	0.0006	0.0003	0.0070	0.0052	0.0043	0.0037	0.0026	0.0006
52 PEN	0.0019	0.0056	0.0035	0.0039	0.0009	0.0005	0.0111	0.0127	0.0079	0.0053	0.0	0.0008
53 IND	0.0006	0.0041	0.0018	0.0016	0.0006	0.0005	0.0071	0.0053	0.0041	0.0038	0.0020	0.0004
54 KEN	0.0001	0.0014	0.0003	0.0013	0.0001	0.0001	0.0034	0.0034	0.0034	0.0010	0.0003	0.0002
55 MCH	0.0017	0.0063	0.0034	0.0026	0.0014	0.0007	0.0102	0.0071	0.0058	0.0057	0.0033	0.0009
56 TEN	0.0001	0.0010	0.0003	0.0004	0.0	0.0	0.0026	0.0018	0.0015	0.0004	0.0	0.0002
57 MSU	0.0004	0.0020	0.0009	0.0010	0.0003	0.0001	0.0035	0.0022	0.0021	0.0016	0.0021	0.0004
58 WVR	0.0004	0.0042	0.0019	0.0027	0.0002	0.0001	0.0041	0.0063	0.0054	0.0039	0.0	0.0003
59 NYK	0.0020	0.0028	0.0055	0.0056	0.0017	0.0018	0.0000	0.1758	0.0417	0.0078	0.0	0.0009
60 ALA	0.0003	0.0007	0.0003	0.0002	0.0001	0.0	0.0010	0.0005	0.0002	0.0004	0.0	0.0001
61 WI	0.0015	0.0035	0.0013	0.0012	0.0008	0.0002	0.0056	0.0051	0.0033	0.0026	0.0038	0.0008
62 IA	0.0012	0.0030	0.0012	0.0008	0.0007	0.0004	0.0051	0.0037	0.0016	0.0022	0.0021	0.0005
63 MIN	0.0012	0.0018	0.0010	0.0005	0.0005	0.0004	0.0017	0.0013	0.0006	0.0013	0.0018	0.0006
64 VA	0.0008	0.0021	0.0018	0.0026	0.0003	0.0004	0.0010	0.0034	0.0059	0.0029	0.0001	0.0004
65 NC	0.0004	0.0008	0.0008	0.0012	0.0002	0.0002	0.0003	0.0017	0.0024	0.0014	0.0	0.0002
66 NH	0.0037	0.0010	0.0098	0.0068	0.0027	0.0031	0.0	0.0005	0.0717	0.0153	0.0	0.0015
67 GA	0.0003	0.0003	0.0002	0.0002	0.0001	0.0	0.0006	0.0004	0.0004	0.0003	0.0	0.0001
68 SC	0.0002	0.0001	0.0003	0.0003	0.0001	0.0001	0.0006	0.0009	0.0008	0.0004	0.0	0.0000
69 MD	0.0019	0.0030	0.0033	0.0037	0.0006	0.0003	0.0015	0.0073	0.0087	0.0055	0.0001	0.0005
70 DE	0.0016	0.0022	0.0034	0.0039	0.0009	0.0003	0.0010	0.0039	0.0086	0.0053	0.0	0.0004
71 NJ	0.0017	0.0018	0.0052	0.0048	0.0016	0.0007	0.0004	0.0080	0.0155	0.0061	0.0	0.0006
72 DC	0.0017	0.0029	0.0027	0.0034	0.0005	0.0002	0.0014	0.0064	0.0076	0.0046	0.0	0.0005
73 AR	0.0002	0.0004	0.0002	0.0002	0.0	0.0001	0.0019	0.0013	0.0012	0.0002	0.0006	0.0002
74 LA	0.0	0.0	0.0	0.0	0.0	0.0	0.0003	0.0003	0.0002	0.0	0.0	0.0
75 MS	0.0001	0.0004	0.0003	0.0002	0.0001	0.0001	0.0006	0.0006	0.0003	0.0005	0.0	0.0
76 MA	0.0021	0.0007	0.0060	0.0072	0.0015	0.0019	0.0001	0.0019	0.1109	0.0046	0.0	0.0007
77 CT	0.0020	0.0017	0.0059	0.0064	0.0016	0.0016	0.0000	0.0025	0.0476	0.0059	0.0	0.0007
78 RI	0.0021	0.0007	0.0060	0.0072	0.0015	0.0019	0.0001	0.0019	0.1109	0.0046	0.0	0.0007
79 ME	0.0033	0.0004	0.0167	0.0092	0.0029	0.0039	0.0	0.0	0.0005	0.0677	0.0	0.0015
80 VT	0.0034	0.0035	0.0080	0.0055	0.0026	0.0027	0.0	0.0314	0.0728	0.0188	0.0	0.0015

056/84-Mai-21
Ministère des Communications

TABLEAU 4.45

MATRICE DE TRANSFERT SOURCE-RECEPTEUR AUTOMNE 1980
DEPOT DE SOUFRE SEC (KG/HA-AN-TGS)

	1 NEO	2 CEO	3 SWO	4 SEO	5 SUD	6 SBJ	7 PBL	8 NQB	9 OTT	10 ABI	11 NIT	12 CHI	13 LSJ
1 ABI	0.0420	0.0624	0.0460	0.2076	0.0337	0.1862	0.0635	0.0796	0.7514	5.2770	0.1813	0.4058	1.5360
2 CQB	0.0250	0.0133	0.0122	0.0407	0.0336	0.2316	0.1502	0.2043	0.0766	0.0924	1.7620	0.8467	0.3458
3 NQB	0.0050	0.0042	0.0005	0.0199	0.0	0.0419	0.0459	1.9410	0.0466	0.0324	0.1370	0.0530	0.0246
10 NMN	0.0544	0.0377	0.0130	0.0183	0.0099	0.0179	0.0511	0.0459	0.0132	0.0206	0.0196	0.0108	0.0102
11 SMN	0.1352	0.0731	0.0354	0.0435	0.0172	0.1089	0.0493	0.0219	0.0350	0.0704	0.0285	0.0644	0.0250
12 NWO	0.4496	0.2521	0.0908	0.0694	0.0838	0.2422	0.2628	0.0495	0.0430	0.1903	0.1063	0.1306	0.1285
13 NEO	0.6283	3.1430	0.3331	0.5997	1.0550	0.5179	0.1787	0.0867	0.3290	0.7169	0.1377	0.2690	0.3167
14 SUD	0.0418	0.3930	0.9311	2.8800	20.6600	0.2646	0.0560	0.0652	1.7450	0.9448	0.1349	0.3407	0.4840
15 SWO	0.0017	0.0212	6.3050	1.8510	0.0546	0.0049	0.0049	0.0418	0.9759	0.4126	0.0946	0.2060	0.3825
16 SEO	0.0	0.0	0.0249	0.0706	0.0810	0.0240	0.0058	0.0443	0.0888	0.0316	0.1049	0.2640	0.5476
17 SLV	0.0	0.0	0.0	0.0225	0.0	0.0157	0.0063	0.0417	0.1417	0.0877	0.0953	0.1940	0.5764
18 NDA	0.0469	0.1341	0.0875	0.5278	0.1584	0.4490	0.0851	0.0712	0.9103	2.3070	0.1695	0.4030	0.6774
19 GBY	0.0	0.0	0.0	0.0	0.0	0.0	0.0127	0.0490	0.0	0.0	0.0724	0.1330	0.2349
20 NBK	0.0	0.0	0.0	0.0	0.0	0.0016	0.0	0.0070	0.0	0.0005	0.0037	0.0424	0.0513
21 NSP	0.0	0.0	0.0	0.0	0.0	0.0011	0.0	0.0039	0.0	0.0008	0.0027	0.0174	0.0167
22 NFL	0.0	0.0	0.0	0.0	0.0	0.0	0.0	0.0	0.0	0.0	0.0128	0.0529	0.0290
50 OHO	0.0	0.0	0.6486	0.6467	0.0	0.0059	0.0072	0.0166	0.4891	0.1016	0.0498	0.0749	0.1629
51 ILL	0.0315	0.3831	0.8733	0.4854	0.6897	0.0973	0.0401	0.0220	0.3907	0.2783	0.0382	0.0657	0.1341
52 PEN	0.0	0.0033	0.0838	0.5402	0.0	0.0	0.0	0.0201	0.1396	0.0517	0.0375	0.0930	0.2160
53 IND	0.0033	0.1193	0.8221	0.4535	0.3241	0.0384	0.0164	0.0133	0.3537	0.1879	0.0319	0.0527	0.1085
54 KEN	0.0	0.0154	0.2337	0.1597	0.0408	0.0065	0.0035	0.0086	0.1521	0.0601	0.0230	0.0300	0.0509
55 MCH	0.0016	0.3271	3.2980	1.1510	1.1350	0.1049	0.0122	0.0425	0.6552	0.4092	0.1148	0.1798	0.2237
56 TEN	0.0	0.0	0.1107	0.0693	0.0	0.0	0.0	0.0050	0.0874	0.0289	0.0149	0.0200	0.0324
57 MSU	0.0460	0.1830	0.3246	0.1946	0.1930	0.0403	0.0112	0.0040	0.1905	0.1213	0.0302	0.0392	0.0534
58 WVR	0.0	0.0	0.0740	0.2221	0.0	0.0	0.0	0.0114	0.1077	0.0190	0.0193	0.0426	0.1103
59 NYK	0.0	0.0	0.0	0.0012	0.0	0.0	0.0	0.0027	0.0	0.0	0.0331	0.0714	0.1409
60 ALA	0.0	0.0	0.0591	0.0385	0.0	0.0	0.0	0.0029	0.0237	0.0	0.0046	0.0104	0.0176
61 WI	0.1236	0.6881	0.7317	0.5457	0.9081	0.1168	0.0425	0.0252	0.2548	0.3229	0.0574	0.1570	0.1747
62 IA	0.0899	0.2321	0.4446	0.2905	0.3264	0.0822	0.0221	0.0104	0.2587	0.1344	0.0395	0.0757	0.1089
63 MIN	0.1770	0.2346	0.2924	0.2026	0.2253	0.1567	0.0847	0.0315	0.1418	0.1412	0.0678	0.1047	0.1099
64 VA	0.0	0.0015	0.0452	0.0468	0.0035	0.0	0.0	0.0087	0.0165	0.0010	0.0155	0.0198	0.0675
65 NC	0.0	0.0014	0.0327	0.0273	0.0035	0.0	0.0	0.0033	0.0295	0.0177	0.0042	0.0065	0.0110
66 NH	0.0	0.0	0.0	0.0	0.0	0.0	0.0	0.0049	0.0	0.0	0.0256	0.0842	0.0963
67 GA	0.0	0.0	0.0254	0.0179	0.0	0.0	0.0	0.0021	0.0	0.0	0.0	0.0054	0.0111
68 SC	0.0	0.0	0.0177	0.0151	0.0041	0.0	0.0	0.0	0.0	0.0	0.0	0.0	0.0
69 MD	0.0	0.0	0.0096	0.0235	0.0	0.0	0.0	0.0053	0.0174	0.0011	0.0039	0.0232	0.0788
70 DE	0.0	0.0	0.0010	0.0252	0.0	0.0	0.0	0.0025	0.0104	0.0	0.0035	0.0078	0.0611
71 NJ	0.0	0.0	0.0006	0.0108	0.0	0.0	0.0	0.0021	0.0	0.0	0.0047	0.0426	0.0995
72 DC	0.0	0.0014	0.0064	0.0208	0.0048	0.0	0.0	0.0064	0.0072	0.0020	0.0063	0.0270	0.0788
73 AR	0.0	0.0581	0.1537	0.0613	0.0546	0.0	0.0	0.0030	0.0597	0.0474	0.0100	0.0198	0.0270
74 LA	0.0	0.0	0.0011	0.0	0.0	0.0	0.0	0.0	0.0	0.0	0.0	0.0	0.0
75 MS	0.0	0.0013	0.0157	0.0128	0.0	0.0	0.0	0.0	0.0	0.0	0.0	0.0	0.0024
76 MA	0.0	0.0	0.0	0.0017	0.0	0.0	0.0	0.0026	0.0	0.0	0.0132	0.0659	0.1326
77 CT	0.0	0.0	0.0	0.0008	0.0	0.0	0.0	0.0009	0.0	0.0	0.0287	0.0545	0.1174
78 RI	0.0	0.0	0.0	0.0017	0.0	0.0	0.0	0.0026	0.0	0.0	0.0132	0.0659	0.1326
79 ME	0.0	0.0	0.0	0.0	0.0	0.0	0.0	0.0059	0.0	0.0	0.0070	0.0341	0.0481
80 VT	0.0	0.0	0.0	0.0838	0.0	0.0	0.0	0.0104	0.1158	0.0	0.0472	0.0822	0.2119

056/84-Mai-21
Ministère des Communications

TABLEAU 4.45 (suite)

MATRICE DE TRANSFERT SOURCE-RECEPTEUR AUTOMNE 1980
DEPOT DE SOUFRE SEC (KG/HA-AN-TGS)

	14 GP	15 MTL	16 NB	17 NE	18 ANT	19 TN	20 WNY	21 ENY	22 SNA	23 NNA	24 NDA	25 LAB
1 ABI	0.2102	1.2220	0.3178	0.1620	0.0672	0.0634	0.0423	0.3556	0.3881	0.6111	0.2377	0.0987
2 CQB	0.3236	0.1606	0.1341	0.0855	0.1596	0.0593	0.0278	0.0625	0.0193	0.0781	0.0461	0.1751
3 NQB	0.0445	0.0141	0.0054	0.0052	0.0327	0.0181	0.0163	0.0208	0.0008	0.0024	0.0509	0.3171
10 NMN	0.0091	0.0118	0.0080	0.0045	0.0016	0.0024	0.0071	0.0077	0.0054	0.0068	0.0058	0.0054
11 SMN	0.0193	0.0306	0.0060	0.0107	0.0132	0.0064	0.0109	0.0167	0.0117	0.0198	0.0298	0.0100
12 NWO	0.0663	0.0784	0.0531	0.0362	0.0554	0.0249	0.0321	0.0268	0.0191	0.0512	0.1543	0.0406
13 NEO	0.1175	0.2852	0.1278	0.0653	0.0929	0.0514	0.1003	0.1425	0.0888	0.1563	1.5310	0.0632
14 SUD	0.1183	0.7011	0.2493	0.1458	0.0956	0.0451	0.3130	0.4355	0.3150	0.4549	0.9924	0.0862
15 SWO	0.1096	0.8348	0.3385	0.2273	0.1031	0.0807	3.3310	1.1830	0.5977	0.6142	0.0668	0.0727
16 SEO	0.3240	3.1620	0.5570	0.3360	0.2166	0.1459	0.0866	2.8180	1.2650	1.0640	0.0096	0.1459
17 SLV	0.5213	6.0940	0.8558	0.3684	0.3277	0.1713	0.0	0.1181	0.3947	2.4400	0.0	0.1976
18 NDA	0.1254	0.7207	0.2134	0.1084	0.0931	0.0430	0.1784	0.1719	0.1648	0.3515	14.3700	0.0706
19 GBY	4.4810	0.0745	0.4592	0.3839	1.5440	0.4359	0.0	0.0	0.0533	0.3565	0.0	0.3630
20 NBK	0.1329	0.0	2.0070	2.3650	0.4723	0.4998	0.0	0.0	0.0377	0.0447	0.0	0.1305
21 NSP	0.0938	0.0006	0.0649	4.2620	0.2700	0.7351	0.0	0.0	0.0	0.0139	0.0	0.1208
22 NFL	0.0950	0.0181	0.0726	0.0492	0.1239	8.0750	0.0	0.0	0.0076	0.0429	0.0	0.1674
50 OHO	0.0470	0.4260	0.1160	0.1658	0.0181	0.0290	1.2020	0.6988	0.5005	0.3190	0.0	0.0205
51 ILL	0.0559	0.2619	0.1215	0.0786	0.0288	0.0155	0.5510	0.3396	0.2505	0.2328	0.2817	0.0269
52 PEN	0.1282	0.5222	0.2338	0.2576	0.0497	0.0298	1.3430	1.5450	0.8045	0.4102	0.0	0.0481
53 IND	0.0334	0.2700	0.0974	0.0827	0.0257	0.0212	0.6484	0.3920	0.2658	0.2173	0.1131	0.0175
54 KEN	0.0087	0.0942	0.0187	0.0678	0.0043	0.0043	0.2285	0.2020	0.1976	0.0583	0.0142	0.0124
55 MCH	0.1009	0.5449	0.2254	0.1474	0.0741	0.0368	1.1640	0.6307	0.4348	0.4234	0.4052	0.0451
56 TEN	0.0054	0.0579	0.0152	0.0207	0.0	0.0	0.1619	0.1028	0.0781	0.0231	0.0	0.0099
57 MSU	0.0226	0.1249	0.0461	0.0502	0.0129	0.0037	0.2619	0.1358	0.1245	0.1004	0.1519	0.0158
58 WVR	0.0344	0.2943	0.1064	0.1561	0.0069	0.0035	0.4282	0.5586	0.3964	0.2287	0.0	0.0169
59 NYK	0.1910	0.2864	0.5184	0.4574	0.1106	0.1070	0.0010	14.2200	4.3950	0.8765	0.0	0.0616
60 ALA	0.0144	0.0399	0.0119	0.0065	0.0032	0.0	0.0531	0.0284	0.0148	0.0170	0.0	0.0063
61 WI	0.0863	0.2093	0.0695	0.0541	0.0393	0.0080	0.3812	0.3074	0.1855	0.1394	0.3391	0.0407
62 IA	0.0596	0.1618	0.0631	0.0382	0.0333	0.0157	0.3184	0.2172	0.0896	0.1147	0.1511	0.0261
63 MIN	0.0582	0.0979	0.0523	0.0221	0.0214	0.0153	0.1128	0.0814	0.0325	0.0648	0.0997	0.0297
64 VA	0.0586	0.1327	0.1156	0.1420	0.0146	0.0187	0.0793	0.3385	0.4500	0.2086	0.0031	0.0203
65 NC	0.0218	0.0557	0.0565	0.0598	0.0104	0.0116	0.0176	0.1404	0.1533	0.0971	0.0	0.0105
66 NH	0.3633	0.0913	1.1850	0.7219	0.2378	0.2257	0.0	0.0658	6.1650	1.7390	0.0	0.1065
67 GA	0.0150	0.0236	0.0096	0.0081	0.0032	0.0	0.0411	0.0231	0.0181	0.0145	0.0	0.0053
68 SC	0.0123	0.0044	0.0200	0.0135	0.0063	0.0039	0.0369	0.0512	0.0498	0.0248	0.0	0.0022
69 MD	0.1257	0.2066	0.2306	0.2420	0.0459	0.0159	0.1524	0.8405	0.9299	0.4318	0.0035	0.0262
70 DE	0.1052	0.1458	0.2547	0.2669	0.0695	0.0163	0.0892	0.4226	0.9359	0.4215	0.0	0.0243
71 NJ	0.1386	0.1622	0.4103	0.3520	0.1027	0.0403	0.0361	0.9843	1.8980	0.5936	0.0	0.0311
72 DC	0.1135	0.1963	0.1989	0.2070	0.0282	0.0097	0.1350	0.6506	0.7869	0.3500	0.0	0.0255
73 AR	0.0088	0.0247	0.0101	0.0115	0.0	0.0049	0.1115	0.0779	0.0738	0.0117	0.0309	0.0065
74 LA	0.0	0.0	0.0	0.0	0.0	0.0	0.0133	0.0110	0.0107	0.0	0.0	0.0
75 MS	0.0043	0.0196	0.0152	0.0096	0.0029	0.0030	0.0306	0.0319	0.0152	0.0218	0.0	0.0
76 MA	0.1638	0.0668	0.5754	0.6704	0.1104	0.1088	0.0022	0.2216	9.3690	0.5169	0.0	0.0448
77 CT	0.1698	0.1651	0.5465	0.5708	0.1138	0.0907	0.0007	0.3079	4.3350	0.6435	0.0	0.0481
78 RI	0.1638	0.0668	0.5754	0.6704	0.1104	0.1088	0.0022	0.2216	9.3690	0.5169	0.0	0.0448
79 ME	0.3101	0.0324	2.0000	1.0900	0.2829	0.3088	0.0	0.0	0.0484	5.9080	0.0	0.1175
80 VT	0.3384	0.4219	0.9035	0.5091	0.2100	0.1894	0.0	2.7770	6.7530	2.2550	0.0	0.1062

056/84-Mai-21
Ministère des Communications

TABLEAU 4.46

MATRICE DE TRANSFERT SOURCE-RECEPTEUR AUTOMNE 1980
DEPOT DE SO2 HUMIDE (KG/HA-AN-TGS)

	1 NEO	2 CEO	3 SWO	4 SEO	5 SUD	6 SBJ	7 PBL	8 NQB	9 OTT	10 ABI	11 NIT	12 CHI	13 LSJ
1 ABI	0.0655	0.1072	0.0640	0.4731	0.0438	0.4181	0.0956	0.1269	2.1960	15.8900	0.3239	0.8463	4.3430
2 CQB	0.0500	0.0243	0.0212	0.0772	0.0736	0.6405	0.4125	0.5255	0.1636	0.2031	6.3940	2.6550	0.9212
3 NQB	0.0080	0.0057	0.0005	0.0377	0.0	0.0875	0.0852	6.9210	0.0944	0.0582	0.2902	0.1043	0.0431
10 NMN	0.0568	0.0435	0.0113	0.0158	0.0105	0.0151	0.0407	0.0359	0.0117	0.0184	0.0144	0.0085	0.0083
11 SMN	0.1349	0.0681	0.0290	0.0338	0.0159	0.0894	0.0380	0.0160	0.0276	0.0562	0.0209	0.0492	0.0178
12 NWO	0.5663	0.3045	0.0950	0.0644	0.0923	0.2422	0.2913	0.0427	0.0384	0.1805	0.0905	0.1090	0.1132
13 NEO	1.0890	7.2180	0.4707	0.8221	1.9940	0.7300	0.1979	0.0810	0.3865	1.0770	0.1384	0.2991	0.3377
14 SUD	0.0422	0.7863	1.8130	6.2040	36.7100	0.3501	0.0517	0.0601	3.0700	1.5920	0.1491	0.4179	0.6217
15 SWO	0.0009	0.0152	13.0200	3.1790	0.0410	0.0041	0.0025	0.0276	1.3260	0.4795	0.0850	0.2155	0.3735
16 SEO	0.0	0.0	0.0258	0.0893	0.1064	0.0397	0.0040	0.0343	0.1161	0.0410	0.0950	0.3258	0.7951
17 SLV	0.0	0.0	0.0	0.0244	0.0	0.0247	0.0046	0.0327	0.1792	0.1399	0.0945	0.2478	0.9722
18 NDA	0.0686	0.2978	0.1405	1.3490	0.3257	1.0990	0.1210	0.1007	2.6270	7.5100	0.2770	0.8073	1.4490
19 GBY	0.0	0.0	0.0	0.0	0.0	0.0	0.0122	0.0426	0.0	0.0	0.0713	0.1526	0.2963
20 NBK	0.0	0.0	0.0	0.0	0.0	0.0009	0.0	0.0049	0.0	0.0003	0.0024	0.0399	0.0484
21 NSP	0.0	0.0	0.0	0.0	0.0	0.0006	0.0	0.0031	0.0	0.0004	0.0017	0.0132	0.0131
22 NFL	0.0	0.0	0.0	0.0	0.0	0.0	0.0	0.0	0.0	0.0	0.0110	0.0445	0.0222
50 OHO	0.0	0.0	0.7934	0.6579	0.0	0.0027	0.0030	0.0078	0.4440	0.0794	0.0293	0.0478	0.1164
51 ILL	0.0223	0.3722	1.0790	0.4012	0.8169	0.0707	0.0238	0.0108	0.3042	0.2454	0.0213	0.0404	0.0817
52 PEN	0.0	0.0019	0.1033	0.7138	0.0	0.0	0.0	0.0104	0.1388	0.0466	0.0232	0.0656	0.1746
53 IND	0.0013	0.0825	0.9071	0.3813	0.2385	0.0206	0.0074	0.0064	0.3299	0.1469	0.0205	0.0359	0.0716
54 KEN	0.0	0.0071	0.1922	0.1204	0.0188	0.0027	0.0013	0.0039	0.1309	0.0396	0.0137	0.0196	0.0358
55 MCH	0.0007	0.4701	6.4090	1.3540	1.9160	0.1037	0.0077	0.0257	0.6116	0.4663	0.0920	0.1459	0.1694
56 TEN	0.0	0.0	0.0769	0.0448	0.0	0.0	0.0	0.0023	0.0584	0.0191	0.0096	0.0132	0.0190
57 MSU	0.0275	0.1398	0.2909	0.1507	0.1563	0.0217	0.0052	0.0019	0.1328	0.0791	0.0150	0.0225	0.0313
58 WVR	0.0	0.0	0.0516	0.1819	0.0	0.0	0.0	0.0049	0.0766	0.0112	0.0092	0.0256	0.0749
59 NYK	0.0	0.0	0.0	0.0005	0.0	0.0	0.0	0.0015	0.0	0.0	0.0293	0.0662	0.1362
60 ALA	0.0	0.0	0.0390	0.0214	0.0	0.0	0.0	0.0012	0.0183	0.0	0.0028	0.0065	0.0116
61 WI	0.1156	0.8180	0.7539	0.4485	0.8782	0.0955	0.0292	0.0134	0.1607	0.2826	0.0356	0.1109	0.1144
62 IA	0.0627	0.1970	0.3681	0.1929	0.2624	0.0482	0.0116	0.0067	0.1622	0.0927	0.0218	0.0412	0.0586
63 MIN	0.1423	0.1829	0.2283	0.1225	0.1705	0.1133	0.0628	0.0178	0.0797	0.0877	0.0413	0.0556	0.0562
64 VA	0.0	0.0007	0.0293	0.0261	0.0016	0.0	0.0	0.0038	0.0083	0.0004	0.0072	0.0094	0.0412
65 NC	0.0	0.0006	0.0160	0.0124	0.0014	0.0	0.0	0.0015	0.0136	0.0079	0.0016	0.0026	0.0046
66 NH	0.0	0.0	0.0	0.0	0.0	0.0	0.0	0.0032	0.0	0.0	0.0172	0.0725	0.0870
67 GA	0.0	0.0	0.0139	0.0107	0.0	0.0	0.0	0.0009	0.0	0.0	0.0	0.0034	0.0073
68 SC	0.0	0.0	0.0095	0.0076	0.0016	0.0	0.0	0.0	0.0	0.0	0.0	0.0	0.0
69 MD	0.0	0.0	0.0060	0.0155	0.0	0.0	0.0	0.0025	0.0121	0.0005	0.0022	0.0122	0.0481
70 DE	0.0	0.0	0.0004	0.0147	0.0	0.0	0.0	0.0014	0.0076	0.0	0.0019	0.0036	0.0362
71 NJ	0.0	0.0	0.0002	0.0066	0.0	0.0	0.0	0.0011	0.0	0.0	0.0028	0.0332	0.0780
72 DC	0.0	0.0007	0.0038	0.0119	0.0028	0.0	0.0	0.0029	0.0042	0.0008	0.0034	0.0151	0.0474
73 AR	0.0	0.0295	0.0940	0.0353	0.0263	0.0	0.0	0.0012	0.0356	0.0249	0.0046	0.0096	0.0132
74 LA	0.0	0.0	0.0004	0.0	0.0	0.0	0.0	0.0	0.0	0.0	0.0	0.0	0.0
75 MS	0.0	0.0005	0.0071	0.0067	0.0	0.0	0.0	0.0	0.0	0.0	0.0	0.0	0.0013
76 MA	0.0	0.0	0.0	0.0007	0.0	0.0	0.0	0.0014	0.0	0.0	0.0133	0.0575	0.1327
77 CT	0.0	0.0	0.0	0.0003	0.0	0.0	0.0	0.0006	0.0	0.0	0.0233	0.0425	0.1024
78 RI	0.0	0.0	0.0	0.0007	0.0	0.0	0.0	0.0014	0.0	0.0	0.0133	0.0575	0.1327
79 ME	0.0	0.0	0.0	0.0	0.0	0.0	0.0	0.0039	0.0	0.0	0.0036	0.0215	0.0335
80 VT	0.0	0.0	0.0	0.0922	0.0	0.0	0.0	0.0080	0.1084	0.0	0.0427	0.0749	0.2536

066/86-Mai-21
Ministère des Communications

TABLEAU 4.46 (suite)

MATRICE DE TRANSFERT SOURCE-RECEPTEUR AUTOMNE 1980
DEPOT DE SO2 HUMIDE (KG/HA-AN-TGS)

	14 GP	15 MTL	16 NB	17 NE	18 ANT	19 TN	20 WNY	21 ENY	22 SNA	23 NNA	24 NDA	25 LAB
1 ABI	0.3631	3.3040	0.5238	0.2122	0.0835	0.0730	0.0603	0.7345	0.7433	1.3340	0.6030	0.1332
2 CQB	0.7878	0.3932	0.2987	0.1693	0.3125	0.0953	0.0487	0.1242	0.0426	0.1802	0.0930	0.3617
3 NQB	0.0856	0.0303	0.0089	0.0077	0.0545	0.0274	0.0281	0.0409	0.0015	0.0037	0.0910	0.7522
10 NMN	0.0067	0.0093	0.0063	0.0033	0.0010	0.0015	0.0057	0.0058	0.0040	0.0055	0.0049	0.0037
11 SMN	0.0139	0.0232	0.0036	0.0076	0.0085	0.0040	0.0083	0.0129	0.0085	0.0153	0.0256	0.0069
12 NWO	0.0531	0.0726	0.0422	0.0270	0.0413	0.0173	0.0272	0.0216	0.0145	0.0426	0.1533	0.0314
13 NEO	0.1141	0.3144	0.1158	0.0514	0.0777	0.0417	0.1064	0.1393	0.0747	0.1346	2.7140	0.0495
14 SUD	0.1122	0.9960	0.2596	0.1367	0.0780	0.0343	0.4406	0.5697	0.3431	0.5153	1.8230	0.0743
15 SWO	0.0721	0.9371	0.2485	0.1442	0.0578	0.0436	6.5570	1.5240	0.5528	0.5093	0.0710	0.0418
16 SEO	0.3468	6.9840	0.6025	0.2977	0.1721	0.1071	0.0968	6.1260	2.1670	1.4940	0.0117	0.1150
17 SLV	0.6810	13.1400	1.2520	0.4217	0.3097	0.1325	0.0	0.1368	0.6528	5.1790	0.0	0.1821
18 NDA	0.1917	1.5460	0.2973	0.1315	0.1115	0.0446	0.3407	0.3237	0.2796	0.5835	35.9100	0.0814
19 GBY	9.2690	0.0943	0.7021	0.5653	2.6080	0.5197	0.0	0.0	0.0577	0.4642	0.0	0.4526
20 NBK	0.1210	0.0	4.2650	4.7530	0.5348	0.5546	0.0	0.0	0.0336	0.0440	0.0	0.1187
21 NSP	0.0901	0.0003	0.0595	8.9280	0.2842	0.9471	0.0	0.0	0.0	0.0109	0.0	0.1164
22 NFL	0.1140	0.0127	0.0927	0.0632	0.1643	14.9200	0.0	0.0	0.0050	0.0366	0.0	0.2138
50 OHO	0.0270	0.3090	0.0684	0.1012	0.0082	0.0140	1.4270	0.6379	0.4152	0.1968	0.0	0.0117
51 ILL	0.0285	0.1643	0.0698	0.0425	0.0133	0.0074	0.4268	0.2189	0.1451	0.1425	0.3124	0.0119
52 PEN	0.0867	0.4876	0.1541	0.1677	0.0276	0.0161	2.3560	2.2090	0.8419	0.3104	0.0	0.0285
53 IND	0.0183	0.1756	0.0526	0.0435	0.0118	0.0095	0.5866	0.2837	0.1708	0.1230	0.0637	0.0078
54 KEN	0.0050	0.0636	0.0101	0.0358	0.0029	0.0019	0.1507	0.1180	0.1125	0.0326	0.0061	0.0065
55 MCH	0.0605	0.4667	0.1463	0.0838	0.0400	0.0185	1.4390	0.5567	0.3214	0.3072	0.5975	0.0233
56 TEN	0.0027	0.0343	0.0072	0.0110	0.0	0.0	0.0980	0.0580	0.0402	0.0125	0.0	0.0051
57 MSU	0.0114	0.0777	0.0245	0.0252	0.0059	0.0016	0.1916	0.0807	0.0741	0.0613	0.1062	0.0070
58 WVR	0.0288	0.2007	0.0597	0.0884	0.0031	0.0021	0.4668	0.4887	0.2841	0.1334	0.0	0.0099
59 NYK	0.1789	0.3053	0.4859	0.3704	0.0699	0.0629	0.0004	24.7300	9.1160	1.0520	0.0	0.0403
60 ALA	0.0081	0.0217	0.0055	0.0028	0.0017	0.0	0.0291	0.0176	0.0089	0.0079	0.0	0.0029
61 WI	0.0488	0.1225	0.0358	0.0254	0.0193	0.0036	0.2545	0.1826	0.1028	0.0752	0.2968	0.0204
62 IA	0.0303	0.0864	0.0320	0.0179	0.0162	0.0066	0.1941	0.1254	0.0492	0.0598	0.1070	0.0133
63 MIN	0.0284	0.0514	0.0267	0.0096	0.0098	0.0063	0.0719	0.0501	0.0186	0.0323	0.0555	0.0143
64 VA	0.0432	0.0815	0.0748	0.0762	0.0068	0.0094	0.0637	0.3392	0.3391	0.1485	0.0012	0.0106
65 NC	0.0118	0.0364	0.0391	0.0295	0.0045	0.0064	0.0101	0.1125	0.0951	0.0659	0.0	0.0049
66 NH	0.3664	0.0858	1.6930	0.7944	0.2078	0.1594	0.0	0.1086	12.2000	3.3710	0.0	0.0753
67 GA	0.0083	0.0184	0.0059	0.0037	0.0017	0.0	0.0276	0.0144	0.0086	0.0081	0.0	0.0026
68 SC	0.0070	0.0021	0.0123	0.0061	0.0032	0.0017	0.0225	0.0302	0.0289	0.0151	0.0	0.0010
69 MD	0.0816	0.1372	0.1592	0.1569	0.0319	0.0088	0.1571	1.0500	1.0370	0.3314	0.0017	0.0145
70 DE	0.0692	0.0939	0.1863	0.1771	0.0502	0.0090	0.0817	0.4765	1.0630	0.3299	0.0	0.0131
71 NJ	0.1082	0.1494	0.3206	0.2528	0.0640	0.0218	0.0287	1.6190	3.0780	0.5773	0.0	0.0170
72 DC	0.0740	0.1289	0.1414	0.1230	0.0167	0.0054	0.1339	0.6778	0.8346	0.2598	0.0	0.0141
73 AR	0.0039	0.0136	0.0051	0.0059	0.0	0.0020	0.0651	0.0467	0.0428	0.0065	0.0151	0.0028
74 LA	0.0	0.0	0.0	0.0	0.0	0.0	0.0057	0.0048	0.0047	0.0	0.0	0.0
75 MS	0.0020	0.0100	0.0068	0.0041	0.0013	0.0011	0.0148	0.0172	0.0080	0.0102	0.0	0.0
76 MA	0.1249	0.0613	0.5527	0.6219	0.0776	0.0615	0.0010	0.4025	17.9800	0.6102	0.0	0.0286
77 CT	0.1463	0.1612	0.5087	0.5019	0.0780	0.0507	0.0003	0.4719	9.0940	0.7449	0.0	0.0314
78 RI	0.1249	0.0613	0.5527	0.6219	0.0776	0.0615	0.0010	0.4025	17.9800	0.6102	0.0	0.0286
79 ME	0.2926	0.0294	3.5750	1.4580	0.2742	0.2419	0.0	0.0	0.0427	11.9300	0.0	0.0904
80 VT	0.3352	0.6122	1.0850	0.4684	0.1690	0.1301	0.0	5.6860	14.3000	4.0070	0.0	0.0723

068/84-Mai-21
Ministère des Communications

TABLEAU 4.47

MATRICE DE TRANSFERT SOURCE-RECEPTEUR AUTOMNE 1980
DEPOT DE SO4 HUMIDE (KG/HA-AN-TGS)

	1 NEO	2 CEO	3 SWO	4 SEO	5 SUD	6 SBJ	7 PBL	8 NQB	9 OTT	10 ABI	11 NIT	12 CHI	13 LSJ
1 ABI	0.0665	0.0911	0.0811	0.2548	0.0635	0.2298	0.1040	0.1240	0.9409	7.0490	0.2565	0.5178	1.8930
2 CQB	0.0508	0.0300	0.0292	0.0881	0.0623	0.3545	0.2309	0.3283	0.1460	0.1711	2.6940	1.2420	0.5418
3 NQB	0.0133	0.0136	0.0019	0.0431	0.0	0.0819	0.1020	2.9300	0.0939	0.0744	0.2636	0.1104	0.0581
10 NMN	0.0904	0.0563	0.0273	0.0384	0.0163	0.0387	0.1183	0.1087	0.0268	0.0414	0.0505	0.0252	0.0230
11 SMN	0.2372	0.1391	0.0794	0.1042	0.0330	0.2429	0.1192	0.0565	0.0823	0.1624	0.0737	0.1573	0.0668
12 NWO	0.6127	0.3582	0.1508	0.1329	0.1314	0.4242	0.4093	0.1034	0.0862	0.3550	0.2262	0.2854	0.2625
13 NEO	0.6745	3.3560	0.4082	0.7546	1.1050	0.6361	0.2785	0.1649	0.4813	0.8370	0.2397	0.4175	0.5152
14 SUD	0.0722	0.4099	0.9717	3.0360	17.4300	0.3438	0.1077	0.1261	1.8630	1.0270	0.2108	0.4767	0.6470
15 SWO	0.0034	0.0298	6.1100	1.5820	0.0737	0.0059	0.0098	0.0641	0.8479	0.3882	0.1086	0.2086	0.4088
16 SEO	0.0	0.0	0.0301	0.0727	0.0813	0.0220	0.0106	0.0713	0.0895	0.0320	0.1439	0.2766	0.5218
17 SLV	0.0	0.0	0.0	0.0270	0.0	0.0149	0.0111	0.0687	0.1506	0.0828	0.1238	0.2047	0.5378
18 NDA	0.0789	0.1661	0.1353	0.6362	0.2037	0.5424	0.1470	0.1236	1.1320	3.1840	0.2579	0.5263	0.8534
19 GBY	0.0	0.0	0.0	0.0	0.0	0.0	0.0194	0.0847	0.0	0.0	0.1077	0.1671	0.2693
20 NBK	0.0	0.0	0.0	0.0	0.0	0.0054	0.0	0.0162	0.0	0.0018	0.0097	0.0663	0.0802
21 NSP	0.0	0.0	0.0	0.0	0.0	0.0037	0.0	0.0075	0.0	0.0027	0.0072	0.0357	0.0331
22 NFL	0.0	0.0	0.0	0.0	0.0	0.0	0.0	0.0	0.0	0.0	0.0224	0.0956	0.0592
50 OHO	0.0	0.0	0.5919	0.6689	0.0	0.0137	0.0182	0.0362	0.5558	0.1323	0.0861	0.1188	0.2312
51 ILL	0.0450	0.4111	0.7924	0.5998	0.6413	0.1357	0.0688	0.0463	0.5105	0.3245	0.0700	0.1085	0.2234
52 PEN	0.0	0.0060	0.0762	0.4747	0.0	0.0	0.0	0.0398	0.1470	0.0590	0.0615	0.1337	0.2725
53 IND	0.0090	0.1748	0.8006	0.5518	0.4468	0.0731	0.0376	0.0287	0.3927	0.2444	0.0502	0.0785	0.1666
54 KEN	0.0	0.0347	0.2902	0.2150	0.0921	0.0169	0.0099	0.0199	0.1812	0.0924	0.0393	0.0467	0.0733
55 MCH	0.0039	0.2794	2.9840	1.0750	0.9659	0.1110	0.0195	0.0713	0.7269	0.3900	0.1460	0.2261	0.3001
56 TEN	0.0	0.0	0.1613	0.1088	0.0	0.0	0.0	0.0114	0.1326	0.0444	0.0235	0.0306	0.0562
57 MSU	0.0782	0.2434	0.3730	0.2554	0.2428	0.0764	0.0249	0.0089	0.2769	0.1885	0.0626	0.0696	0.0928
58 WVR	0.0	0.0	0.1076	0.2767	0.0	0.0	0.0	0.0276	0.1537	0.0328	0.0416	0.0720	0.1645
59 NYK	0.0	0.0	0.0	0.0032	0.0	0.0	0.0	0.0050	0.0	0.0	0.0385	0.0797	0.1519
60 ALA	0.0	0.0	0.0908	0.0705	0.0	0.0	0.0	0.0071	0.0312	0.0	0.0078	0.0169	0.0269
61 WI	0.1369	0.6384	0.7493	0.6777	0.9782	0.1456	0.0625	0.0484	0.4098	0.3788	0.0939	0.2252	0.2705
62 IA	0.1307	0.2799	0.5485	0.4434	0.4136	0.1425	0.0431	0.0164	0.4187	0.1975	0.0728	0.1420	0.2070
63 MIN	0.2243	0.3060	0.3809	0.3402	0.3022	0.2199	0.1160	0.0568	0.2574	0.2307	0.1129	0.2015	0.2208
64 VA	0.0	0.0030	0.0706	0.0860	0.0081	0.0	0.0	0.0209	0.0339	0.0025	0.0347	0.0433	0.1122
65 NC	0.0	0.0035	0.0690	0.0626	0.0092	0.0	0.0	0.0078	0.0662	0.0416	0.0113	0.0168	0.0277
66 NH	0.0	0.0	0.0	0.0	0.0	0.0	0.0	0.0076	0.0	0.0	0.0385	0.1001	0.1099
67 GA	0.0	0.0	0.0474	0.0303	0.0	0.0	0.0	0.0052	0.0	0.0	0.0	0.0086	0.0171
68 SC	0.0	0.0	0.0338	0.0311	0.0115	0.0	0.0	0.0	0.0	0.0	0.0	0.0	0.0
69 MD	0.0	0.0	0.0157	0.0362	0.0	0.0	0.0	0.0118	0.0255	0.0025	0.0070	0.0448	0.1312
70 DE	0.0	0.0	0.0027	0.0441	0.0	0.0	0.0	0.0049	0.0143	0.0	0.0067	0.0177	0.1048
71 NJ	0.0	0.0	0.0018	0.0180	0.0	0.0	0.0	0.0041	0.0	0.0	0.0080	0.0556	0.1292
72 DC	0.0	0.0029	0.0109	0.0372	0.0081	0.0	0.0	0.0144	0.0127	0.0050	0.0122	0.0495	0.1329
73 AR	0.0	0.1178	0.2550	0.1086	0.1172	0.0	0.0	0.0079	0.1018	0.0927	0.0228	0.0422	0.0569
74 LA	0.0	0.0	0.0030	0.0	0.0	0.0	0.0	0.0	0.0	0.0	0.0	0.0	0.0
75 MS	0.0	0.0036	0.0361	0.0250	0.0	0.0	0.0	0.0	0.0	0.0	0.0	0.0	0.0043
76 MA	0.0	0.0	0.0	0.0043	0.0	0.0	0.0	0.0048	0.0	0.0	0.0137	0.0776	0.1389
77 CT	0.0	0.0	0.0	0.0023	0.0	0.0	0.0	0.0014	0.0	0.0	0.0360	0.0711	0.1381
78 RI	0.0	0.0	0.0	0.0043	0.0	0.0	0.0	0.0048	0.0	0.0	0.0137	0.0776	0.1389
79 ME	0.0	0.0	0.0	0.0	0.0	0.0	0.0	0.0091	0.0	0.0	0.0139	0.0548	0.0699
80 VT	0.0	0.0	0.0	0.0818	0.0	0.0	0.0	0.0137	0.1281	0.0	0.0539	0.0930	0.1958

056/BA-Mai-21
Ministère des Communications

TABLEAU 4.47 (suite)

MATRICE DE TRANSFERT SOURCE-RECEPTEUR AUTOMNE 1980
DEPOT DE SO4 HUMIDE (KG/HA-AN-TGS)

	14 GP	15 MTL	16 NB	17 NE	18 ANT	19 TN	20 WNY	21 ENY	22 SNA	23 NNA	24 NDA	25 LAB
1 ABI	0.3055	1.4840	0.4800	0.3029	0.1325	0.1350	0.0728	0.4562	0.5218	0.7627	0.2865	0.1791
2 CQB	0.5438	0.2685	0.2451	0.1767	0.3339	0.1551	0.0661	0.1287	0.0354	0.1377	0.0931	0.3457
3 NQB	0.0949	0.0266	0.0140	0.0150	0.0823	0.0506	0.0392	0.0433	0.0018	0.0063	0.1178	0.5455
10 NMN	0.0235	0.0275	0.0189	0.0116	0.0053	0.0079	0.0164	0.0193	0.0136	0.0154	0.0125	0.0154
11 SMN	0.0512	0.0753	0.0202	0.0285	0.0407	0.0208	0.0271	0.0403	0.0303	0.0479	0.0626	0.0283
12 NWO	0.1523	0.1505	0.1232	0.0914	0.1404	0.0692	0.0684	0.0611	0.0468	0.1120	0.2721	0.0982
13 NEO	0.2129	0.4470	0.2519	0.1536	0.2023	0.1162	0.1642	0.2565	0.1920	0.3279	1.6290	0.1496
14 SUD	0.2207	0.8555	0.4164	0.2755	0.2146	0.1110	0.3849	0.5719	0.5001	0.6919	1.0450	0.1804
15 SWO	0.1689	0.8034	0.4677	0.3634	0.1878	0.1529	3.0410	1.0510	0.6684	0.7566	0.0667	0.1286
16 SEO	0.3802	3.2170	0.6475	0.4705	0.3389	0.2481	0.0980	2.8190	1.1600	1.0300	0.0101	0.2301
17 SLV	0.5415	6.0220	0.8342	0.4219	0.4456	0.2855	0.0	0.1339	0.3694	2.3850	0.0	0.2754
18 NDA	0.2025	0.9066	0.3758	0.2189	0.1903	0.1020	0.2404	0.2339	0.2429	0.5279	16.6900	0.1500
19 GBY	4.2120	0.0852	0.4560	0.3898	1.4730	0.5271	0.0	0.0	0.0712	0.3972	0.0	0.4205
20 NBK	0.2169	0.0	1.9470	2.2580	0.6018	0.6505	0.0	0.0	0.0632	0.0666	0.0	0.2133
21 NSP	0.1435	0.0019	0.1052	4.0540	0.3724	0.8267	0.0	0.0	0.0	0.0276	0.0	0.1841
22 NFL	0.1142	0.0414	0.0822	0.0556	0.1360	6.8760	0.0	0.0	0.0192	0.0762	0.0	0.1897
50 OHO	0.0832	0.5958	0.1998	0.2758	0.0412	0.0621	1.1150	0.7901	0.6164	0.5250	0.0	0.0367
51 ILL	0.1128	0.4234	0.2151	0.1486	0.0644	0.0337	0.7231	0.5342	0.4403	0.3861	0.2734	0.0632
52 PEN	0.1919	0.5793	0.3596	0.4012	0.0914	0.0566	1.1550	1.3210	0.8142	0.5505	0.0	0.0824
53 IND	0.0623	0.4210	0.1846	0.1614	0.0582	0.0489	0.7390	0.5493	0.4192	0.3912	0.2047	0.0405
54 KEN	0.0154	0.1413	0.0357	0.1316	0.0066	0.0098	0.3511	0.3518	0.3537	0.1062	0.0349	0.0245
55 MCH	0.1710	0.6518	0.3520	0.2642	0.1403	0.0754	1.0560	0.7344	0.5967	0.5919	0.3444	0.0897
56 TEN	0.0113	0.0994	0.0331	0.0397	0.0	0.0	0.2714	0.1856	0.1554	0.0437	0.0	0.0197
57 MSU	0.0461	0.2036	0.0885	0.1030	0.0294	0.0088	0.3631	0.2323	0.2128	0.1672	0.2202	0.0373
58 WVR	0.0419	0.4375	0.1933	0.2810	0.0157	0.0060	0.4206	0.6556	0.5608	0.3991	0.0	0.0294
59 NYK	0.2113	0.2859	0.5732	0.5761	0.1774	0.1851	0.0026	11.9100	4.1890	0.8083	0.0	0.0953
60 ALA	0.0263	0.0749	0.0268	0.0159	0.0062	0.0	0.0987	0.0466	0.0249	0.0383	0.0	0.0139
61 WI	0.1558	0.3637	0.1386	0.1198	0.0826	0.0186	0.5784	0.5259	0.3417	0.2642	0.3978	0.0838
62 IA	0.1208	0.3099	0.1280	0.0841	0.0708	0.0392	0.5303	0.3832	0.1669	0.2253	0.2161	0.0525
63 MIN	0.1230	0.1911	0.1056	0.0531	0.0488	0.0394	0.1795	0.1342	0.0577	0.1339	0.1827	0.0639
64 VA	0.0805	0.2193	0.1812	0.2707	0.0327	0.0384	0.1005	0.3544	0.6065	0.2969	0.0081	0.0398
65 NC	0.0410	0.0863	0.0827	0.1250	0.0248	0.0217	0.0315	0.1784	0.2508	0.1450	0.0	0.0238
66 NH	0.3783	0.1007	1.0140	0.7044	0.2793	0.3239	0.0	0.0558	5.7740	1.5710	0.0	0.1528
67 GA	0.0278	0.0310	0.0160	0.0188	0.0059	0.0	0.0621	0.0375	0.0394	0.0263	0.0	0.0116
68 SC	0.0219	0.0093	0.0331	0.0307	0.0127	0.0096	0.0614	0.0881	0.0875	0.0411	0.0	0.0050
69 MD	0.1963	0.3153	0.3386	0.3782	0.0668	0.0292	0.1561	0.7581	0.8988	0.5718	0.0077	0.0482
70 DE	0.1622	0.2296	0.3532	0.4076	0.0976	0.0301	0.1007	0.4055	0.8935	0.5480	0.0	0.0461
71 NJ	0.1806	0.1820	0.5341	0.4969	0.1673	0.0763	0.0463	0.8343	1.6060	0.6364	0.0	0.0580
72 DC	0.1763	0.3029	0.2836	0.3540	0.0485	0.0180	0.1425	0.6607	0.7886	0.4784	0.0	0.0474
73 AR	0.0208	0.0459	0.0206	0.0230	0.0	0.0125	0.1942	0.1321	0.1292	0.0215	0.0657	0.0157
74 LA	0.0	0.0	0.0	0.0	0.0	0.0	0.0322	0.0261	0.0254	0.0	0.0	0.0
75 MS	0.0093	0.0396	0.0355	0.0238	0.0068	0.0084	0.0650	0.0602	0.0294	0.0484	0.0	0.0
76 MA	0.2181	0.0752	0.6232	0.7478	0.1592	0.1961	0.0054	0.1931	8.5510	0.4817	0.0	0.0713
77 CT	0.2022	0.1765	0.6077	0.6669	0.1681	0.1656	0.0019	0.2604	4.2490	0.6070	0.0	0.0748
78 RI	0.2181	0.0752	0.6232	0.7478	0.1592	0.1961	0.0054	0.1931	8.5510	0.4817	0.0	0.0713
79 ME	0.3409	0.0368	1.7320	0.9532	0.3041	0.4009	0.0	0.0	0.0564	5.6270	0.0	0.1551
80 VT	0.3574	0.3597	0.8334	0.5719	0.2661	0.2793	0.0	2.6740	6.6580	1.9480	0.0	0.1582

056184-Mai-21
Ministère des Communications

TABLEAU 4.48

MATRICE DE TRANSFERT SOURCE-RECEPTEUR AUTOMNE 1980
DEPOT DE SOUFRE HUM. (KG/HA-AN-TGS)

	1 NEO	2 CEO	3 SWO	4 SEO	5 SUD	6 SBJ	7 PBL	8 NQB	9 OTT	10 ABI	11 NIT	12 CHI	13 LSU
1 ABI	0.0549	0.0840	0.0591	0.3215	0.0431	0.2856	0.0824	0.1048	1.4110	10.3000	0.2475	0.5957	2.8030
2 CQB	0.0420	0.0221	0.0204	0.0680	0.0575	0.4384	0.2832	0.3722	0.1304	0.1586	4.0950	1.7410	0.6412
3 NQB	0.0084	0.0074	0.0009	0.0333	0.0	0.0710	0.0766	4.4380	0.0785	0.0539	0.2330	0.0889	0.0409
10 NMN	0.0586	0.0405	0.0147	0.0207	0.0107	0.0205	0.0598	0.0542	0.0148	0.0230	0.0240	0.0127	0.0118
11 SMN	0.1465	0.0805	0.0409	0.0517	0.0189	0.1257	0.0587	0.0268	0.0413	0.0822	0.0350	0.0770	0.0312
12 NWO	0.4874	0.2717	0.0978	0.0765	0.0900	0.2625	0.2821	0.0558	0.0479	0.2086	0.1207	0.1496	0.1441
13 NEO	0.7692	4.7280	0.3714	0.6626	1.3650	0.5770	0.1918	0.0954	0.3537	0.8175	0.1491	0.2887	0.3406
14 SUD	0.0452	0.5298	1.2310	4.1140	24.1700	0.2897	0.0617	0.0721	2.1560	1.1380	0.1448	0.3678	0.5265
15 SWO	0.0016	0.0175	8.5470	2.1170	0.0451	0.0040	0.0045	0.0352	0.9459	0.3691	0.0787	0.1773	0.3230
16 SEO	0.0	0.0	0.0229	0.0689	0.0803	0.0272	0.0055	0.0409	0.0879	0.0312	0.0954	0.2551	0.5715
17 SLV	0.0	0.0	0.0	0.0212	0.0	0.0173	0.0060	0.0393	0.1398	0.0976	0.0885	0.1921	0.6654
18 NDA	0.0606	0.2043	0.1153	0.8866	0.2308	0.7303	0.1095	0.0915	1.6910	4.8170	0.2245	0.5791	1.0090
19 GBY	0.0	0.0	0.0	0.0	0.0	0.0	0.0126	0.0495	0.0	0.0	0.0716	0.1320	0.2379
20 NBK	0.0	0.0	0.0	0.0	0.0	0.0022	0.0	0.0078	0.0	0.0008	0.0044	0.0421	0.0509
21 NSP	0.0	0.0	0.0	0.0	0.0	0.0015	0.0	0.0040	0.0	0.0011	0.0032	0.0185	0.0176
22 NFL	0.0	0.0	0.0	0.0	0.0	0.0	0.0	0.0	0.0	0.0	0.0130	0.0541	0.0309
50 OHO	0.0	0.0	0.5940	0.5519	0.0	0.0059	0.0076	0.0160	0.4073	0.0838	0.0433	0.0635	0.1353
51 ILL	0.0261	0.3231	0.8038	0.4005	0.6222	0.0806	0.0348	0.0208	0.3222	0.2309	0.0340	0.0564	0.1153
52 PEN	0.0	0.0029	0.0771	0.5151	0.0	0.0	0.0	0.0185	0.1184	0.0430	0.0321	0.0774	0.1781
53 IND	0.0037	0.0995	0.7204	0.3746	0.2682	0.0347	0.0162	0.0128	0.2959	0.1549	0.0270	0.0441	0.0913
54 KEN	0.0	0.0151	0.1928	0.1319	0.0401	0.0069	0.0040	0.0086	0.1258	0.0506	0.0199	0.0254	0.0424
55 MCH	0.0016	0.3282	4.1990	1.0360	1.2800	0.0888	0.0104	0.0366	0.5481	0.3631	0.0947	0.1483	0.1847
56 TEN	0.0	0.0	0.0922	0.0586	0.0	0.0	0.0	0.0049	0.0734	0.0244	0.0126	0.0168	0.0282
57 MSU	0.0398	0.1510	0.2698	0.1605	0.1591	0.0363	0.0109	0.0039	0.1587	0.1024	0.0284	0.0344	0.0466
58 WVR	0.0	0.0	0.0617	0.1832	0.0	0.0	0.0	0.0116	0.0895	0.0165	0.0185	0.0368	0.0923
59 NYK	0.0	0.0	0.0	0.0013	0.0	0.0	0.0	0.0024	0.0	0.0	0.0275	0.0597	0.1187
60 ALA	0.0	0.0	0.0498	0.0342	0.0	0.0	0.0	0.0030	0.0196	0.0	0.0040	0.0089	0.0148
61 WI	0.1034	0.6218	0.6267	0.4502	0.7652	0.0963	0.0355	0.0228	0.2170	0.2676	0.0491	0.1305	0.1474
62 IA	0.0749	0.1918	0.3669	0.2442	0.2691	0.0716	0.0202	0.0088	0.2207	0.1122	0.0352	0.0679	0.0983
63 MIN	0.1460	0.1935	0.2411	0.1746	0.1860	0.1299	0.0701	0.0278	0.1256	0.1207	0.0583	0.0950	0.1017
64 VA	0.0	0.0014	0.0382	0.0417	0.0035	0.0	0.0	0.0089	0.0155	0.0010	0.0152	0.0191	0.0580
65 NC	0.0	0.0015	0.0310	0.0270	0.0038	0.0	0.0	0.0034	0.0289	0.0178	0.0046	0.0069	0.0115
66 NH	0.0	0.0	0.0	0.0	0.0	0.0	0.0	0.0041	0.0	0.0	0.0214	0.0696	0.0802
67 GA	0.0	0.0	0.0227	0.0155	0.0	0.0	0.0	0.0022	0.0	0.0	0.0	0.0046	0.0093
68 SC	0.0	0.0	0.0160	0.0142	0.0046	0.0	0.0	0.0	0.0	0.0	0.0	0.0	0.0
69 MD	0.0	0.0	0.0082	0.0198	0.0	0.0	0.0	0.0052	0.0145	0.0011	0.0034	0.0211	0.0677
70 DE	0.0	0.0	0.0011	0.0221	0.0	0.0	0.0	0.0023	0.0086	0.0	0.0032	0.0077	0.0530
71 NJ	0.0	0.0	0.0007	0.0093	0.0	0.0	0.0	0.0019	0.0	0.0	0.0041	0.0351	0.0821
72 DC	0.0	0.0013	0.0055	0.0184	0.0041	0.0	0.0	0.0063	0.0063	0.0021	0.0058	0.0240	0.0680
73 AR	0.0	0.0540	0.1320	0.0538	0.0522	0.0	0.0	0.0032	0.0517	0.0433	0.0099	0.0189	0.0256
74 LA	0.0	0.0	0.0012	0.0	0.0	0.0	0.0	0.0	0.0	0.0	0.0	0.0	0.0
75 MS	0.0	0.0014	0.0156	0.0117	0.0	0.0	0.0	0.0	0.0	0.0	0.0	0.0	0.0021
76 MA	0.0	0.0	0.0	0.0018	0.0	0.0	0.0	0.0023	0.0	0.0	0.0112	0.0546	0.1126
77 CT	0.0	0.0	0.0	0.0009	0.0	0.0	0.0	0.0008	0.0	0.0	0.0237	0.0450	0.0972
78 RI	0.0	0.0	0.0	0.0018	0.0	0.0	0.0	0.0023	0.0	0.0	0.0112	0.0546	0.1126
79 ME	0.0	0.0	0.0	0.0	0.0	0.0	0.0	0.0049	0.0	0.0	0.0064	0.0290	0.0401
80 VT	0.0	0.0	0.0	0.0734	0.0	0.0	0.0	0.0085	0.0969	0.0	0.0393	0.0685	0.1921

056/86-Mai-21
Ministère des Communications

TABLEAU 4.48 (suite)

MATRICE DE TRANSFERT SOURCE-RECEPTEUR AUTOMNE 1980
DEPOT DE SOUFRE HUM. (KG/HA-AN-TGS)

	14 GP	15 MTL	16 NB	17 NE	18 ANT	19 TN	20 WNY	21 ENY	22 SNA	23 NNA	24 NDA	25 LAB
1 ABI	0.2834	2.1460	0.4219	0.2071	0.0859	0.0815	0.0544	0.5193	0.5456	0.9210	0.3970	0.1263
2 CQB	0.5752	0.2861	0.2310	0.1436	0.2676	0.0994	0.0464	0.1050	0.0331	0.1360	0.0776	0.2961
3 NQB	0.0744	0.0240	0.0091	0.0088	0.0547	0.0305	0.0271	0.0349	0.0014	0.0040	0.0847	0.5579
10 NMN	0.0112	0.0138	0.0095	0.0055	0.0023	0.0034	0.0083	0.0093	0.0066	0.0079	0.0066	0.0070
11 SMN	0.0240	0.0367	0.0085	0.0133	0.0178	0.0089	0.0132	0.0199	0.0144	0.0236	0.0337	0.0129
12 NWO	0.0773	0.0865	0.0622	0.0440	0.0674	0.0317	0.0364	0.0311	0.0229	0.0587	0.1673	0.0484
13 NEO	0.1280	0.3062	0.1419	0.0769	0.1063	0.0596	0.1079	0.1551	0.1014	0.1766	1.9000	0.0746
14 SUD	0.1297	0.7831	0.2686	0.1602	0.1105	0.0541	0.3486	0.4755	0.3383	0.4883	1.2600	0.0973
15 SWO	0.0924	0.7364	0.2801	0.1933	0.0915	0.0727	4.2920	1.1130	0.4992	0.5069	0.0578	0.0638
16 SEO	0.3001	4.5640	0.5171	0.3057	0.1990	0.1362	0.0811	4.0030	1.4700	1.0910	0.0092	0.1342
17 SLV	0.5210	8.5770	0.9038	0.3515	0.3034	0.1614	0.0	0.1130	0.4495	3.3840	0.0	0.1828
18 NDA	0.1633	1.0750	0.2739	0.1387	0.1192	0.0563	0.2505	0.2398	0.2208	0.4677	23.5200	0.0907
19 GBY	6.0380	0.0756	0.5031	0.4126	1.7950	0.4355	0.0	0.0	0.0526	0.3645	0.0	0.3665
20 NBK	0.1328	0.0	2.7820	3.1290	0.4680	0.4941	0.0	0.0	0.0379	0.0442	0.0	0.1305
21 NSP	0.0929	0.0008	0.0648	5.8150	0.2662	0.7491	0.0	0.0	0.0	0.0146	0.0	0.1196
22 NFL	0.0951	0.0202	0.0738	0.0501	0.1275	9.7540	0.0	0.0	0.0089	0.0437	0.0	0.1701
50 OHO	0.0412	0.3531	0.1008	0.1425	0.0179	0.0277	1.0850	0.5823	0.4131	0.2734	0.0	0.0181
51 ILL	0.0518	0.2233	0.1066	0.0708	0.0281	0.0149	0.4545	0.2875	0.2193	0.2000	0.2473	0.0270
52 PEN	0.1073	0.4369	0.1969	0.2176	0.0443	0.0269	1.5630	1.5450	0.6924	0.3387	0.0	0.0417
53 IND	0.0299	0.2281	0.0878	0.0755	0.0253	0.0211	0.5396	0.3249	0.2251	0.1919	0.1001	0.0174
54 KEN	0.0076	0.0789	0.0169	0.0618	0.0036	0.0042	0.1924	0.1763	0.1741	0.0517	0.0147	0.0114
55 MCH	0.0872	0.4506	0.1905	0.1300	0.0668	0.0344	1.0720	0.5231	0.3596	0.3509	0.4135	0.0415
56 TEN	0.0051	0.0503	0.0146	0.0187	0.0	0.0	0.1395	0.0909	0.0719	0.0208	0.0	0.0091
57 MSU	0.0210	0.1067	0.0418	0.0469	0.0127	0.0037	0.2169	0.1178	0.1079	0.0864	0.1265	0.0159
58 WVR	0.0284	0.2462	0.0943	0.1379	0.0068	0.0030	0.3736	0.4629	0.3290	0.1997	0.0	0.0148
59 NYK	0.1599	0.2480	0.4340	0.3772	0.0941	0.0932	0.0011	16.3400	5.9550	0.7956	0.0	0.0519
60 ALA	0.0128	0.0358	0.0117	0.0067	0.0029	0.0	0.0475	0.0243	0.0127	0.0167	0.0	0.0061
61 WI	0.0763	0.1825	0.0641	0.0526	0.0372	0.0080	0.3201	0.2666	0.1653	0.1257	0.2810	0.0381
62 IA	0.0554	0.1465	0.0586	0.0370	0.0317	0.0164	0.2738	0.1904	0.0802	0.1050	0.1256	0.0242
63 MIN	0.0552	0.0894	0.0485	0.0225	0.0212	0.0163	0.0958	0.0698	0.0285	0.0608	0.0886	0.0284
64 VA	0.0484	0.1139	0.0978	0.1284	0.0143	0.0175	0.0654	0.2877	0.3717	0.1732	0.0033	0.0186
65 NC	0.0196	0.0470	0.0471	0.0564	0.0105	0.0104	0.0155	0.1157	0.1311	0.0813	0.0	0.0104
66 NH	0.3093	0.0765	1.1840	0.6320	0.1970	0.1877	0.0	0.0729	8.0250	2.2090	0.0	0.0886
67 GA	0.0134	0.0195	0.0083	0.0081	0.0028	0.0	0.0345	0.0197	0.0174	0.0128	0.0	0.0051
68 SC	0.0108	0.0041	0.0172	0.0133	0.0058	0.0041	0.0317	0.0444	0.0436	0.0213	0.0	0.0022
69 MD	0.1062	0.1737	0.1925	0.2045	0.0382	0.0142	0.1306	0.7779	0.8182	0.3563	0.0034	0.0233
70 DE	0.0886	0.1235	0.2109	0.2244	0.0576	0.0145	0.0744	0.3734	0.8295	0.3476	0.0	0.0219
71 NJ	0.1143	0.1354	0.3383	0.2920	0.0878	0.0363	0.0298	1.0880	2.0750	0.5008	0.0	0.0279
72 DC	0.0958	0.1654	0.1653	0.1795	0.0245	0.0087	0.1144	0.5591	0.6801	0.2894	0.0	0.0228
73 AR	0.0089	0.0221	0.0094	0.0106	0.0	0.0052	0.0973	0.0674	0.0645	0.0104	0.0294	0.0066
74 LA	0.0	0.0	0.0	0.0	0.0	0.0	0.0136	0.0111	0.0108	0.0	0.0	0.0
75 MS	0.0041	0.0182	0.0152	0.0100	0.0029	0.0034	0.0291	0.0287	0.0138	0.0212	0.0	0.0
76 MA	0.1352	0.0557	0.4841	0.5602	0.0919	0.0961	0.0023	0.2656	11.8400	0.4656	0.0	0.0381
77 CT	0.1405	0.1394	0.4569	0.4733	0.0950	0.0806	0.0008	0.3228	5.9630	0.5748	0.0	0.0406
78 RI	0.1352	0.0557	0.4841	0.5602	0.0919	0.0961	0.0023	0.2656	11.8400	0.4656	0.0	0.0381
79 ME	0.2600	0.0270	2.3650	1.0470	0.2385	0.2546	0.0	0.0	0.0402	7.8430	0.0	0.0969
80 VT	0.2868	0.4260	0.8201	0.4248	0.1732	0.1581	0.0	3.7340	9.3700	2.6530	0.0	0.0889

Ministère des Communications

ANNEXE 5

MATRICES DES CONTRIBUTIONS SOURCE-RÉCEPTEUR PAR SAISON

TABLEAU 5.1 CONTRIBUTIONS TOTALES DES 47 RÉGIONS SOURCES AUX RÉGIONS RÉCEPTRICES: HIVER 1980.

RÉCEPTEUR		CONCENTRATIONS EN $\mu g/m^3$				DÉPÔTS EN kg/ha - année							
		SO_2		SO_4		SO_2 SEC		SO_4 SEC		S SEC	SO_2 HUMIDE	SO_4 HUMIDE	S HUMIDE
		SEC	HUMIDE	SEC	HUMIDE	ÉPISODES SECS	ÉPISODES HUMIDES	ÉPISODES SECS	ÉPISODES HUMIDES				
1	NEO	0.62	0.07	0.84	0.03	0.97	0.11	0.26	0.01	0.63	0.76	0.96	0.70
2	CEO	1.25	0.21	1.18	0.05	1.97	0.34	0.37	0.02	1.28	2.28	1.62	1.68
3	SWO	4.19	0.71	2.93	0.14	6.61	1.12	0.92	0.05	4.19	7.35	4.51	5.18
4	SEO	3.16	0.48	2.70	0.11	4.99	0.76	0.85	0.04	3.17	5.33	3.67	3.89
5	SUD	9.99	4.25	3.55	0.66	15.75	6.70	1.12	0.21	11.67	25.28	12.66	16.86
6	SBJ	0.73	0.08	1.05	0.04	1.16	0.12	0.33	0.01	0.75	0.87	1.16	0.82
7	PBL	0.33	0.03	0.55	0.02	0.53	0.05	0.17	0.01	0.35	0.35	0.61	0.38
8	NQB	0.11	0.01	0.19	0.01	0.17	0.02	0.06	0.00	0.11	0.11	0.22	0.13
9	OTT	2.33	0.34	2.22	0.09	3.67	0.54	0.70	0.03	2.35	3.77	2.92	2.86
10	ABI	1.96	0.45	1.80	0.09	3.09	0.72	0.57	0.03	2.10	4.78	2.92	3.37
11	NIT	0.32	0.03	0.52	0.02	0.51	0.05	0.16	0.01	0.34	0.36	0.60	0.38
12	CHI	0.66	0.08	0.90	0.03	1.04	0.12	0.28	0.01	0.68	0.84	1.07	0.77
13	LSJ	1.19	0.14	1.45	0.05	1.88	0.22	0.46	0.02	1.21	1.57	1.77	1.38
14	GP	0.93	0.15	1.06	0.04	1.47	0.23	0.33	0.01	0.97	1.35	1.37	1.13
15	MTL	3.13	0.63	2.60	0.14	4.94	0.99	0.82	0.04	3.25	5.82	4.05	4.26
16	NB	1.42	0.18	1.67	0.06	2.24	0.29	0.53	0.02	1.45	1.91	2.02	1.63
17	NE	1.77	0.29	1.83	0.08	2.80	0.46	0.58	0.02	1.83	2.82	2.43	2.22
18	ANT	0.46	0.04	0.76	0.03	0.72	0.06	0.24	0.01	0.47	0.44	0.82	0.49
19	TN	0.72	0.13	0.84	0.04	1.13	0.20	0.27	0.01	0.76	1.04	1.10	0.89
20	WNY	4.66	0.69	3.42	0.15	7.35	1.08	1.08	0.05	4.59	7.55	4.83	5.38
21	ENY	10.14	2.25	4.35	0.40	15.99	3.55	1.37	0.13	10.27	15.97	9.06	11.01
22	SNA	6.72	1.35	3.62	0.26	10.59	2.13	1.14	0.08	6.77	11.40	6.84	7.98
23	NNA	2.62	0.43	2.41	0.11	4.14	0.67	0.76	0.03	2.67	4.24	3.34	3.23
24	NDA	4.18	2.02	2.10	0.31	6.59	3.18	0.66	0.10	5.14	13.92	6.86	9.25
25	LAB	0.17	0.01	0.30	0.01	0.26	0.02	0.09	0.00	0.18	0.16	0.34	0.19

TABLEAU 5.2 CONTRIBUTIONS TOTALES DES 47 RÉGIONS SOURCES AUX RÉGIONS RÉCEPTRICES: PRINTEMPS 1980.

RÉCEPTEUR		CONCENTRATIONS EN µg/m^3				DÉPÔTS EN kg/ha - année							
		SO_2		SO_4		SO_2 SEC		SO_4 SEC		S SEC	SO_2 HUMIDE	SO_4 HUMIDE	S HUMIDE
		SEC	HUMIDE	SEC	HUMIDE	ÉPISODES SECS	ÉPISODES HUMIDES	ÉPISODES SECS	ÉPISODES HUMIDES				
1	NEO	0.36	0.03	0.56	0.02	0.56	0.05	0.18	0.00	0.36	0.33	0.50	0.33
2	CEO	1.87	0.29	1.61	0.06	2.95	0.46	0.51	0.02	1.88	3.10	2.05	2.23
3	SWO	5.07	0.74	3.97	0.16	7.99	1.16	1.25	0.05	5.01	7.97	5.22	5.72
4	SEO	3.25	0.38	3.23	0.10	5.13	0.61	1.02	0.03	3.22	4.26	3.40	3.26
5	SUD	9.35	2.49	3.76	0.41	14.74	3.93	1.18	0.13	9.77	18.04	9.28	12.11
6	SBJ	0.71	0.07	0.97	0.03	1.12	0.11	0.31	0.01	0.72	0.78	0.92	0.70
7	PBL	0.39	0.03	0.66	0.02	0.62	0.05	0.21	0.01	0.41	0.36	0.59	0.38
8	NQB	0.12	0.01	0.27	0.01	0.19	0.01	0.09	0.00	0.13	0.09	0.24	0.12
9	OTT	2.19	0.24	2.40	0.07	3.45	0.38	0.76	0.02	2.18	2.70	2.40	2.15
10	ABI	1.99	0.32	1.79	0.07	3.14	0.51	0.56	0.02	2.02	3.49	2.30	2.51
11	NIT	0.32	0.02	0.60	0.02	0.50	0.04	0.19	0.01	0.33	0.26	0.53	0.31
12	CHI	0.73	0.06	1.09	0.03	1.15	0.10	0.34	0.01	0.74	0.71	1.00	0.69
13	LSJ	1.27	0.13	1.57	0.05	2.00	0.21	0.49	0.01	1.27	1.47	1.53	1.24
14	GP	0.78	0.11	1.03	0.04	1.23	0.17	0.33	0.01	0.81	1.07	1.11	0.90
15	MTL	3.00	0.46	2.69	0.11	4.73	0.73	0.85	0.03	3.02	4.74	3.38	3.50
16	NB	1.42	0.20	1.75	0.06	2.25	0.31	0.55	0.02	1.47	1.95	1.90	1.61
17	NE	1.69	0.25	2.10	0.08	2.66	0.40	0.66	0.02	1.76	2.53	2.36	2.05
18	ANT	0.28	0.02	0.54	0.01	0.44	0.03	0.17	0.00	0.29	0.24	0.49	0.28
19	TN	0.44	0.08	0.47	0.02	0.69	0.13	0.15	0.01	0.46	0.74	0.62	0.58
20	WNY	4.61	0.56	4.21	0.14	7.27	0.88	1.33	0.04	4.53	6.18	4.63	4.63
21	ENY	5.51	0.89	4.11	0.19	8.69	1.40	1.30	0.06	5.50	8.96	5.88	6.44
22	SNA	4.70	0.74	3.78	0.17	7.41	1.17	1.19	0.05	4.70	7.55	5.20	5.51
23	NNA	2.41	0.32	2.51	0.09	3.80	0.50	0.79	0.03	2.42	3.27	2.78	2.56
24	NDA	8.67	2.96	2.88	0.46	13.67	4.67	0.91	0.14	9.52	19.97	9.68	13.21
25	LAB	0.16	0.01	0.33	0.01	0.24	0.02	0.10	0.00	0.17	0.12	0.29	0.16

TABLEAU 5.3 CONTRIBUTIONS TOTALES DES 47 RÉGIONS SOURCES AUX RÉGIONS RÉCEPTRICES: ÉTÉ 1980.

RÉCEPTEUR		CONCENTRATIONS EN $\mu g/m^3$				DÉPÔTS EN kg/ha - année							
		SO_2		SO_4		SO_2 SEC		SO_4 SEC		S SEC	SO_2 HUMIDE	SO_4 HUMIDE	S HUMIDE
		SEC	HUMIDE	SEC	HUMIDE	ÉPISODES SECS	ÉPISODES HUMIDES	ÉPISODES SECS	ÉPISODES HUMIDES				
1	NEO	0.36	0.03	0.49	0.01	0.57	0.04	0.15	0.00	0.36	0.31	0.38	0.28
2	CEO	1.90	0.20	1.89	0.06	2.99	0.31	0.60	0.02	1.85	2.09	1.84	1.66
3	SWO	11.12	1.25	8.20	0.30	17.53	1.97	2.59	0.09	10.65	12.08	8.93	9.02
4	SEO	6.13	0.58	6.27	0.18	9.67	0.91	1.98	0.06	5.96	6.36	5.74	5.09
5	SUD	16.00	2.75	5.60	0.49	25.23	4.33	1.76	0.15	15.42	18.35	10.41	12.65
6	SBJ	0.26	0.02	0.47	0.01	0.41	0.03	0.15	0.00	0.27	0.18	0.35	0.21
7	PBL	0.17	0.01	0.34	0.01	0.26	0.01	0.11	0.00	0.17	0.11	0.25	0.13
8	NQB	0.08	0.00	0.18	0.00	0.12	0.01	0.06	0.00	0.08	0.05	0.14	0.07
9	OTT	3.47	0.30	4.12	0.11	5.47	0.47	1.30	0.03	3.42	3.32	3.47	2.82
10	ABI	2.19	0.27	2.08	0.07	3.45	0.43	0.66	0.02	2.17	2.96	2.39	2.28
11	NIT	0.21	0.01	0.44	0.01	0.33	0.02	0.14	0.00	0.22	0.14	0.33	0.18
12	CHI	0.49	0.03	0.84	0.02	0.77	0.05	0.26	0.01	0.50	0.38	0.64	0.41
13	LSJ	1.43	0.13	1.89	0.05	2.25	0.20	0.60	0.02	1.43	1.42	1.61	1.25
14	GP	0.97	0.10	1.33	0.04	1.53	0.16	0.42	0.01	0.99	1.04	1.19	0.91
15	MTL	5.15	0.56	5.49	0.17	8.12	0.89	1.73	0.05	5.10	5.41	5.13	4.42
16	NB	2.69	0.27	3.52	0.10	4.24	0.43	1.11	0.03	2.72	2.81	3.06	2.42
17	NE	3.44	0.28	5.64	0.13	5.42	0.44	1.78	0.04	3.54	2.98	4.28	2.92
18	ANT	0.59	0.04	1.19	0.03	0.93	0.06	0.38	0.01	0.62	0.40	0.87	0.49
19	TN	1.04	0.10	1.86	0.05	1.65	0.16	0.59	0.02	1.10	0.99	1.50	0.99
20	WNY	8.17	0.63	9.43	0.23	12.88	0.99	2.97	0.07	7.95	6.92	7.35	5.91
21	ENY	15.49	1.87	11.37	0.44	24.41	2.95	3.59	0.14	14.93	15.45	12.00	11.72
22	SNA	12.05	1.21	11.51	0.35	19.00	1.91	3.63	0.11	11.70	12.48	11.01	9.91
23	NNA	4.51	0.40	5.61	0.15	7.11	0.64	1.77	0.05	4.48	4.23	4.68	3.67
24	NDA	12.20	2.79	3.70	0.47	19.23	4.40	1.17	0.15	12.25	17.62	9.45	11.96
25	LAB	0.21	0.01	0.48	0.01	0.33	0.02	0.15	0.00	0.23	0.13	0.36	0.18

TABLEAU 5.4 CONTRIBUTIONS TOTALES DES 47 RÉGIONS SOURCES AUX RÉGIONS RÉCEPTRICES: AUTOMNE 1980.

RÉCEPTEUR		CONCENTRATIONS EN µg/m^3				DÉPÔTS EN kg/ha - année							
		SO_2		SO_4		SO_2 SEC		SO_4 SEC		S SEC	SO_2 HUMIDE	SO_4 HUMIDE	S HUMIDE
		SEC	HUMIDE	SEC	HUMIDE	ÉPISODES SECS	ÉPISODES HUMIDES	ÉPISODES SECS	ÉPISODES HUMIDES				
1	NEO	0.23	0.02	0.30	0.01	0.37	0.04	0.09	0.00	0.23	0.25	0.32	0.23
2	CEO	1.45	0.19	1.32	0.05	2.29	0.30	0.42	0.02	1.44	2.02	1.58	1.54
3	SWO	7.53	1.17	4.90	0.23	11.87	1.84	1.55	0.07	7.40	11.96	7.22	8.39
4	SEO	5.34	0.64	4.92	0.17	8.43	1.01	1.55	0.05	5.25	7.09	5.61	5.42
5	SUD	8.95	2.16	3.67	0.36	14.11	3.40	1.16	0.11	9.18	15.21	8.18	10.33
6	SBJ	0.53	0.06	0.66	0.02	0.84	0.10	0.21	0.01	0.54	0.69	0.74	0.59
7	PBL	0.17	0.01	0.32	0.01	0.26	0.02	0.10	0.00	0.18	0.14	0.32	0.18
8	NQB	0.20	0.01	0.45	0.01	0.32	0.02	0.14	0.00	0.22	0.16	0.43	0.22
9	OTT	3.50	0.38	3.79	0.12	5.52	0.60	1.20	0.04	3.47	4.21	4.03	3.45
10	ABI	2.21	0.36	2.05	0.09	3.48	0.56	0.65	0.03	2.25	3.81	2.77	2.83
11	NIT	0.49	0.04	0.83	0.02	0.77	0.06	0.26	0.01	0.51	0.42	0.80	0.48
12	CHI	0.99	0.09	1.41	0.04	1.56	0.14	0.44	0.01	1.00	0.97	1.41	0.95
13	LSJ	1.80	0.17	2.43	0.07	2.84	0.27	0.77	0.02	1.82	1.87	2.44	1.75
14	GP	1.08	0.11	1.51	0.05	1.70	0.17	0.48	0.02	1.10	1.13	1.55	1.08
15	MTL	4.70	0.64	4.93	0.19	7.42	1.02	1.55	0.06	4.76	6.25	5.77	5.05
16	NB	2.21	0.21	3.10	0.09	3.49	0.32	0.98	0.03	2.24	2.24	3.07	2.14
17	NE	2.33	0.24	3.26	0.10	3.68	0.38	1.03	0.03	2.39	2.55	3.33	2.38
18	ANT	0.62	0.05	1.11	0.03	0.99	0.08	0.35	0.01	0.65	0.54	1.09	0.63
19	TN	0.70	0.09	0.95	0.03	1.11	0.15	0.30	0.01	0.73	0.82	1.05	0.76
20	WNY	6.88	0.82	6.09	0.21	10.85	1.29	1.92	0.07	6.73	9.01	6.87	6.80
21	ENY	12.44	2.32	7.63	0.46	19.61	3.66	2.41	0.15	12.49	18.42	11.93	13.19
22	SNA	8.65	1.38	6.65	0.31	13.64	2.17	2.10	0.10	8.64	13.31	9.32	9.76
23	NNA	3.95	0.42	5.02	0.16	6.23	0.66	1.58	0.05	3.98	4.45	5.19	3.96
24	NDA	4.56	1.58	2.01	0.26	7.18	2.49	0.64	0.08	5.07	11.19	5.85	7.55
25	LAB	0.41	0.03	0.82	0.02	0.64	0.04	0.26	0.01	0.43	0.30	0.78	0.41

TABLEAU 5.5

MATRICE DES CONTRIBUTIONS SOURCE-RECEPTEUR HIVER 1980
CONCENTRATION DE SO2 SEC

	1 NEO	2 CEO	3 SWO	4 SEO	5 SUD	6 SBJ	7 PBL	8 NQB	9 OTT	10 ABI	11 NIT	12 CHI	13 LSJ
1 ABI	0.0218	0.0000	0.0026	0.0250	0.0046	0.1318	0.0857	0.0950	0.0840	0.5687	0.1168	0.2073	0.2374
2 CQB	0.0010	0.0000	0.0001	0.0007	0.0001	0.0153	0.0339	0.0428	0.0017	0.0033	0.5204	0.1131	0.0209
3 NQB	0.0001	0.0000	0.0000	0.0000	0.0000	0.0005	0.0009	0.8597	0.0001	0.0001	0.0378	0.0076	0.0021
10 NMN	2.1064	0.0003	0.0377	0.0640	0.0199	0.8209	4.5792	6.5849	0.0784	0.2036	2.1969	0.6403	0.1862
11 SMN	0.0685	0.0000	0.0104	0.0089	0.0025	0.0364	0.1335	0.1356	0.0070	0.0108	0.0493	0.0282	0.0137
12 NWO	0.2369	0.0001	0.0174	0.0129	0.0040	0.1063	0.1800	0.1848	0.0158	0.0558	0.0962	0.0494	0.0677
13 NEO	6.9546	0.0122	0.7486	0.9563	0.5251	1.8300	1.7025	1.9389	0.4566	1.3399	1.8748	1.8177	1.0344
14 SUD	8.3495	0.0074	4.7295	17.4853	84.6629	7.0875	6.4020	6.9929	15.2340	11.0351	7.9159	6.8220	7.7409
15 SWO	3.6352	0.0013	24.4495	7.2763	0.5858	3.9894	3.7008	4.0932	7.9455	4.4995	5.8498	6.6646	6.0988
16 SEO	0.1166	0.0000	0.0796	0.2005	0.0034	0.3205	0.5124	0.1819	0.1281	0.0845	0.3819	0.6521	0.5879
17 SLV	0.1824	0.0000	0.1378	0.4791	0.0036	1.2191	3.0578	2.6136	0.7046	0.4161	4.0884	4.5636	7.6697
18 NDA	5.2107	0.0016	0.3847	3.7489	0.2854	8.0290	5.6227	5.9898	7.5720	31.4464	6.0229	9.8954	8.2281
19 GBY	0.0272	0.0	0.0	0.0261	0.0	0.1051	0.1474	0.7644	0.1375	0.0872	0.2484	0.5184	0.3575
20 NBK	0.0	0.0	0.0	0.0	0.0	0.0	0.0	0.4660	0.0	0.0	0.0962	0.1097	0.6412
21 NSP	0.0	0.0	0.0	0.0	0.0	0.0	0.0	0.0	0.0	0.0	0.0	0.0578	0.4631
22 NFL	0.0	0.0	0.0	0.0	0.0	0.0	0.0	0.1471	0.0	0.0	0.0	0.1723	0.0641
50 OHO	20.5932	0.0068	15.0233	12.1672	2.7986	16.1283	17.3391	13.9777	8.3040	10.0296	12.4511	9.3036	10.1337
51 ILL	9.6775	0.0064	5.9831	6.5634	2.1127	6.9206	5.4435	3.8987	10.1773	6.0167	6.2599	8.9071	8.1642
52 PEN	3.5928	0.0008	6.2254	12.8467	0.8736	13.4855	6.3614	14.2928	11.0711	7.6746	11.7571	11.0511	9.4502
53 IND	11.0623	0.0059	6.2081	5.7752	1.2812	6.8487	5.6471	3.8263	5.5024	4.5122	5.0140	5.8659	7.5286
54 KEN	3.2459	0.0018	3.5815	2.6011	0.8666	4.4141	4.2994	0.7511	1.8112	2.5312	2.4556	2.1712	1.8282
55 MCH	8.8097	0.0078	17.2291	9.3489	1.8511	8.5973	11.3776	6.0889	9.8685	4.5534	6.1284	6.6428	6.5290
56 TEN	1.3724	0.0008	2.6735	2.0074	0.7361	2.6963	3.6893	0.5321	2.1703	1.8691	1.0277	1.3156	1.4918
57 MSU	2.2896	0.0019	2.4925	2.8136	0.8374	1.5819	1.4469	1.0318	3.9031	2.4957	2.1136	3.7077	3.8737
58 WVR	0.5039	0.0002	1.9483	4.9368	0.2717	4.9980	4.2249	4.0328	5.1614	3.3042	3.5356	3.5572	2.6185
59 NYK	0.0	0.0	0.2143	1.7658	0.0	0.5901	1.8265	3.2353	0.9286	0.3298	3.3788	2.6301	4.1180
60 ALA	0.6924	0.0006	1.1014	0.9068	0.3806	1.0335	1.7791	0.2524	0.8366	0.7894	0.3648	0.2739	0.5130
61 WI	5.8033	0.0034	2.8481	1.9314	1.0543	3.4933	3.5700	3.3845	2.2583	2.2828	3.4811	3.3510	2.6848
62 IA	2.1384	0.0013	0.7636	0.8522	0.2722	1.4924	1.5105	2.0940	0.9368	1.0318	1.7144	1.2885	1.0194
63 MIN	2.4156	0.0009	0.4190	0.4680	0.2158	1.9788	2.4214	2.5610	0.6588	0.4732	2.0298	1.0344	0.7459
64 VA	0.0	0.0	0.2096	0.5927	0.0	0.0	0.3384	1.3502	0.5154	0.2898	1.0555	1.2588	0.8850
65 NC	0.0547	0.0000	0.2690	0.6050	0.0	0.4571	0.6321	1.6583	0.8747	0.3434	0.7560	0.5236	0.4396
66 NH	0.0	0.0	0.0118	0.0874	0.0	0.0753	0.0	0.2378	0.1315	0.0138	0.3874	0.3165	0.2654
67 GA	0.1072	0.0001	1.0521	0.7545	0.1203	0.7080	0.9810	0.7811	0.8808	0.6113	0.9910	0.4411	0.2570
68 SC	0.0416	0.0000	0.2263	0.2779	0.0047	0.1137	0.0	0.3552	0.0954	0.0866	0.2741	0.2052	0.0778
69 MD	0.0	0.0	0.1560	0.5579	0.0	0.0	0.0739	0.9314	0.3795	0.2417	1.5819	1.2589	0.9584
70 DE	0.0	0.0	0.0271	0.1120	0.0	0.0	0.0	0.3051	0.0945	0.0581	0.3247	0.2664	0.2497
71 NJ	0.0	0.0	0.0185	0.6255	0.0	0.0	0.0	1.0046	0.4018	0.1909	1.2309	0.7038	1.0924
72 DC	0.0	0.0	0.0299	0.0860	0.0	0.0173	0.0347	0.1535	0.0485	0.0373	0.1853	0.2116	0.1442
73 AR	0.0956	0.0001	0.1134	0.1403	0.0366	0.0794	0.0	0.0419	0.0872	0.1232	0.0646	0.1523	0.1393
74 LA	0.3242	0.0002	0.2708	0.1700	0.0695	0.2786	0.4640	0.0748	0.0675	0.1260	0.1096	0.1166	0.0411
75 MS	0.2642	0.0003	0.3038	0.2546	0.1198	0.2794	0.3202	0.0821	0.3045	0.2280	0.0585	0.0377	0.1754
76 MA	0.0	0.0	0.0	0.2000	0.0	0.0	0.0	1.2320	0.0315	0.0	1.0761	0.5973	0.6372
77 CT	0.0	0.0	0.0	0.2038	0.0	0.0	0.0	0.3953	0.0938	0.0	0.3347	0.2460	0.2781
78 RI	0.0	0.0	0.0	0.0134	0.0	0.0	0.0	0.0825	0.0021	0.0	0.0721	0.0400	0.0427
79 ME	0.0	0.0	0.0	0.0279	0.0	0.0120	0.0	0.2020	0.0	0.0	0.1882	0.1370	0.1135
80 VT	0.0045	0.0000	0.0031	0.0230	0.0	0.0284	0.0605	0.0630	0.0382	0.0058	0.1023	0.0680	0.0919

066/84-Mai-21
Ministère des Communications

TABLEAU 5.5 (suite)

MATRICE DES CONTRIBUTIONS SOURCE-RECEPTEUR HIVER 1980
CONCENTRATION DE SO2 SEC

	14 GP	15 MTL	16 NB	17 NE	18 ANT	19 TN	20 WNY	21 ENY	22 SNA	23 NNA	24 NDA	25 LAB
1 ABI	0.0409	0.1053	0.0527	0.0347	0.0467	0.0127	0.0029	0.0115	0.0175	0.0672	0.0079	0.0826
2 CQB	0.0190	0.0018	0.0046	0.0029	0.0131	0.0051	0.0002	0.0002	0.0001	0.0016	0.0008	0.0319
3 NQB	0.0042	0.0005	0.0005	0.0004	0.0103	0.0035	0.0000	0.0000	0.0000	0.0002	0.0	0.1714
10 NMN	0.3313	0.0525	0.0737	0.0589	0.2048	0.0984	0.0161	0.0093	0.0092	0.0501	0.0452	2.4305
11 SMN	0.0099	0.0053	0.0034	0.0023	0.0168	0.0031	0.0031	0.0014	0.0014	0.0028	0.0018	0.0607
12 NWO	0.0144	0.0152	0.0252	0.0116	0.0296	0.0095	0.0074	0.0017	0.0017	0.0090	0.0073	0.0544
13 NEO	0.3255	0.4985	0.4225	0.2303	0.3261	0.1437	0.2033	0.1070	0.1212	0.3326	0.8523	1.3278
14 SUD	3.8153	4.7779	3.2228	1.2597	4.4641	1.1813	1.8681	1.0522	1.1404	2.1885	5.2330	5.6886
15 SWO	3.0837	2.7992	1.8973	1.4290	2.4141	1.8595	14.8862	2.0143	1.7348	2.0072	0.8570	3.8116
16 SEO	0.4990	1.6262	0.3719	0.2174	0.6849	0.2484	0.0961	0.7198	0.6229	0.7564	0.0162	0.5298
17 SLV	5.5289	37.0796	9.4915	4.5491	7.1682	2.9915	0.5170	0.6251	2.0543	21.6131	0.1077	5.8674
18 NDA	2.1485	3.5054	1.8712	1.2810	2.2222	0.7229	0.9064	0.2645	0.3994	2.7507	70.9694	3.2912
19 GBY	32.3526	0.0642	3.0974	1.9460	7.8714	1.9830	0.0	0.0114	0.0461	0.2262	0.0	3.7336
20 NBK	0.6787	0.1825	17.5494	13.8277	2.4489	2.5996	0.0	0.0223	0.1164	0.3152	0.0	2.2199
21 NSP	0.6042	0.0120	0.3325	28.8423	0.8483	5.6874	0.0	0.0052	0.0406	0.1518	0.0	2.0210
22 NFL	0.2542	0.0	0.1553	0.1665	1.2507	42.3097	0.0	0.0	0.0	0.0106	0.0	0.6340
50 OHO	7.7702	9.2807	10.6905	5.9134	12.5076	4.9949	21.9898	4.8223	3.4098	8.7528	5.8349	9.0028
51 ILL	4.6178	3.3952	2.2358	1.7529	6.0718	2.2544	3.4647	0.8714	1.1530	2.1250	1.8230	5.9026
52 PEN	6.3693	8.5480	8.1732	6.2065	10.0248	4.3716	25.2333	7.0565	5.3735	8.2931	4.2299	10.6253
53 IND	4.8597	4.6650	4.4951	2.3119	5.3849	3.0065	3.7880	0.9183	1.4723	3.1507	1.4314	5.4009
54 KEN	2.1620	1.7661	2.0176	1.4516	2.8209	1.3905	3.7513	1.0997	1.0962	2.1457	1.4552	2.1444
55 MCH	3.4259	4.6567	3.1745	2.6018	5.3359	2.7818	7.0240	1.6846	1.8026	3.0639	1.2839	7.0871
56 TEN	1.0501	1.1433	1.1184	1.0942	1.1562	1.6096	1.9089	0.8254	0.7910	1.2853	1.3586	0.7365
57 MSU	2.4370	2.2658	2.3632	1.0456	2.3036	0.8214	1.5966	0.4004	0.3834	1.1540	0.8046	2.2905
58 WVR	1.7492	2.0681	2.2008	2.0087	2.2975	1.3567	4.3538	1.5368	1.8593	2.3096	0.5771	2.2335
59 NYK	5.2990	3.8372	10.3526	7.5844	7.9808	5.4649	2.5509	71.4551	24.7794	9.1504	0.0	5.1394
60 ALA	0.2505	0.5184	0.8562	0.5727	0.1512	0.2362	0.7442	0.3314	0.4104	0.7813	0.4936	0.2065
61 WI	1.6273	1.1906	0.7121	0.6678	2.2268	0.6383	1.3852	0.4104	0.4375	0.9174	1.1633	2.8175
62 IA	0.5359	0.4814	0.4133	0.2612	0.8462	0.2969	0.5948	0.1718	0.1698	0.4355	0.5958	1.1592
63 MIN	0.4496	0.2877	0.2716	0.1377	0.4837	0.2731	0.1435	0.0585	0.0668	0.2069	0.2634	1.5675
64 VA	0.6470	0.5654	0.5389	0.5991	0.6257	0.8079	0.3125	0.3676	0.4568	0.6154	0.0	0.8574
65 NC	0.3566	0.4243	0.3762	0.7527	0.5183	1.0304	0.4898	0.2985	0.4183	0.4065	0.0	0.7741
66 NH	0.4737	0.1633	1.4136	0.8766	0.9030	0.5772	0.0304	0.1058	3.3161	1.4426	0.0	0.6942
67 GA	0.0332	0.3511	0.2811	0.4216	0.0753	0.2650	0.3650	0.1267	0.3294	0.2704	0.3738	0.8098
68 SC	0.0921	0.1062	0.0810	0.1398	0.0968	0.2205	0.1728	0.0595	0.0658	0.0963	0.0	0.2987
69 MD	0.9519	0.7007	0.6700	0.7347	0.8165	0.7389	0.3146	0.5439	0.7381	0.7328	0.0	1.0868
70 DE	0.2739	0.1757	0.1688	0.2128	0.2808	0.2197	0.0837	0.0912	0.1923	0.2348	0.0	0.3235
71 NJ	1.7004	1.0079	1.4381	1.2409	2.0150	1.4326	0.3587	0.5951	1.7923	1.3540	0.0	1.4889
72 DC	0.1210	0.1105	0.0979	0.1092	0.1174	0.0936	0.0527	0.0773	0.0879	0.1006	0.0	0.1459
73 AR	0.1371	0.1065	0.1173	0.0503	0.0774	0.0957	0.0732	0.0190	0.0109	0.0881	0.0579	0.0
74 LA	0.0487	0.0680	0.0811	0.0560	0.1054	0.0243	0.1028	0.0390	0.0435	0.0622	0.0182	0.0901
75 MS	0.0586	0.2025	0.1606	0.1404	0.1372	0.1097	0.2894	0.1069	0.0727	0.1736	0.1360	0.1251
76 MA	1.2686	0.6739	3.2395	3.6066	2.5453	3.1658	0.1173	0.4770	35.7902	2.6156	0.0	2.7835
77 CT	0.6648	0.3333	0.8707	0.8300	0.7540	0.7933	0.1502	0.3252	4.1504	0.8692	0.0	0.7702
78 RI	0.0850	0.0451	0.2170	0.2416	0.1705	0.2121	0.0079	0.0319	2.3974	0.1752	0.0	0.1865
79 ME	0.6552	0.0650	2.3879	2.3900	0.9965	0.7723	0.0139	0.0301	0.1479	16.2336	0.0	1.1542
80 VT	0.1185	0.0709	0.2140	0.1280	0.1528	0.0849	0.0296	0.2168	0.4793	0.2748	0.0009	0.1414

066/84-Mai-21
Ministère des Communications

TABLEAU 5.6

MATRICE DES CONTRIBUTIONS SOURCE-RECEPTEUR HIVER 1980
CONCENTRATION DE SO2 HUMIDE

	1 NEO	2 CEO	3 SWO	4 SEO	5 SUD	6 SBJ	7 PBL	8 NQB	9 OTT	10 ABI	11 NIT	12 CHI	13 LSJ
1 ABI	0.0530	0.0221	0.0036	0.0511	0.0032	0.4156	0.2561	0.2466	0.2013	1.2757	0.3346	0.5475	0.6800
2 CQB	0.0023	0.0009	0.0001	0.0012	0.0000	0.0457	0.1307	0.1395	0.0030	0.0041	2.6858	0.3952	0.0594
3 NQB	0.0001	0.0001	0.0000	0.0000	0.0000	0.0013	0.0024	4.3413	0.0001	0.0001	0.1228	0.0188	0.0049
10 NMN	3.0494	0.4278	0.0296	0.0586	0.0070	1.1760	7.2992	10.7254	0.0779	0.1315	3.3475	0.8366	0.2212
11 SMN	0.0912	0.0344	0.0094	0.0085	0.0010	0.0471	0.2132	0.2060	0.0070	0.0067	0.0720	0.0338	0.0159
12 NWO	0.3782	0.2179	0.0167	0.0131	0.0015	0.1532	0.3047	0.2926	0.0175	0.0404	0.1548	0.0649	0.0891
13 NEO	16.7590	40.9898	0.8970	1.1529	0.2863	3.5525	3.3009	3.3107	0.5035	1.1162	3.2507	2.9660	1.5212
14 SUD	16.2883	20.6953	7.1663	34.9031	96.3154	14.2197	12.8060	12.0366	26.2282	12.6086	14.3975	12.0009	12.8105
15 SWO	4.1559	1.8148	42.8332	9.9796	0.2479	5.5701	4.8440	4.6179	11.7446	3.4748	7.3433	8.6876	8.6094
16 SEO	0.1271	0.0146	0.0777	0.2578	0.0009	0.4256	0.8270	0.3152	0.1334	0.0495	0.6089	0.8885	0.8246
17 SLV	0.1911	0.0135	0.1214	0.4524	0.0008	1.7130	4.9233	3.6077	0.6672	0.2784	6.1645	6.8188	13.9047
18 NDA	13.9655	4.6723	0.5808	7.9523	0.1885	24.8921	16.7264	15.2767	19.1988	64.8671	16.4169	26.3069	19.6077
19 GBY	0.0273	0.0	0.0	0.0168	0.0	0.1035	0.1819	1.0253	0.0984	0.0410	0.2997	0.5888	0.3709
20 NBK	0.0	0.0	0.0	0.0	0.0	0.0	0.0	0.7650	0.0	0.0	0.1123	0.0909	0.5934
21 NSP	0.0	0.0	0.0	0.0	0.0	0.0	0.0	0.0	0.0	0.0	0.0	0.0625	0.4099
22 NFL	0.0	0.0	0.0	0.0	0.0	0.0	0.0	0.2159	0.0	0.0	0.0	0.2249	0.0738
50 OHO	13.8213	4.7632	10.2352	8.5997	0.5744	10.9674	10.7951	7.9597	4.6985	3.6063	6.7993	5.4186	6.1686
51 ILL	5.6250	5.4165	3.8149	4.1041	0.5068	3.6129	2.9160	2.3924	6.8312	1.9777	3.7636	4.9453	4.9621
52 PEN	1.6721	0.3958	4.0387	9.2369	0.1170	8.8294	5.2391	8.2595	6.9002	2.5213	7.4523	6.4417	5.5739
53 IND	7.0347	4.4653	3.6939	3.3617	0.2557	3.6061	3.1823	2.6786	2.9651	1.2863	2.6213	3.0106	4.3860
54 KEN	1.7302	1.2601	1.7508	1.1249	0.1916	2.4968	2.5633	0.6270	0.6829	0.6589	1.3015	1.0041	0.8541
55 MCH	5.4856	7.5122	17.3346	7.8598	0.5116	6.5365	7.3304	3.4822	7.9428	1.6798	3.8162	4.5775	4.8120
56 TEN	0.6505	0.4483	1.1120	0.7984	0.1365	1.5334	2.2457	0.4305	0.8954	0.5072	0.5564	0.5936	0.7017
57 MSU	1.2213	1.1392	1.1861	1.3800	0.1334	0.7637	1.0181	0.7694	2.2828	0.6963	1.3807	1.9894	2.1148
58 WVR	0.2648	0.1344	1.1167	3.1501	0.0430	2.9004	3.0720	2.3324	3.2453	1.0199	1.8510	1.8584	1.3422
59 NYK	0.0	0.0	0.1449	1.1823	0.0	0.3425	1.8573	2.3447	0.4874	0.0923	3.6832	1.9768	2.8342
60 ALA	0.3085	0.3453	0.4135	0.3420	0.0546	0.5554	1.0155	0.1820	0.3117	0.1854	0.1907	0.1202	0.2260
61 WI	3.7977	3.2666	1.8304	1.0512	0.2774	2.1144	2.3106	1.9387	1.2361	0.8034	2.1227	2.0319	1.6634
62 IA	1.2873	0.9750	0.3562	0.3852	0.0486	0.8225	0.9524	1.4573	0.4318	0.2911	1.1750	0.6945	0.5260
63 MIN	1.5899	0.5783	0.1901	0.2065	0.0406	1.3362	1.7512	1.5620	0.2932	0.1338	1.4162	0.5723	0.3664
64 VA	0.0	0.0	0.0922	0.3214	0.0	0.0	0.2184	0.9978	0.2307	0.0734	0.5526	0.7049	0.4961
65 NC	0.0219	0.0113	0.1128	0.2691	0.0	0.3649	0.4537	1.1416	0.4745	0.1337	0.4920	0.3830	0.2358
66 NH	0.0	0.0	0.0072	0.0746	0.0	0.0454	0.0	0.2395	0.1122	0.0050	0.3663	0.2745	0.1872
67 GA	0.0424	0.0264	0.4017	0.2786	0.0257	0.4378	0.7124	0.3997	0.3180	0.1469	0.5208	0.2004	0.1052
68 SC	0.0164	0.0092	0.0873	0.1153	0.0005	0.0804	0.0	0.2097	0.0582	0.0297	0.1791	0.1302	0.0449
69 MD	0.0	0.0	0.0740	0.3059	0.0	0.0	0.0520	0.6019	0.1804	0.0657	1.0158	0.7519	0.5742
70 DE	0.0	0.0	0.0145	0.0582	0.0	0.0	0.0	0.2261	0.0453	0.0168	0.2164	0.1683	0.1638
71 NJ	0.0	0.0	0.0069	0.3982	0.0	0.0	0.0	0.7309	0.2050	0.0563	1.1896	0.4399	0.7241
72 DC	0.0	0.0	0.0155	0.0468	0.0	0.0082	0.0251	0.1087	0.0211	0.0096	0.1105	0.1248	0.0906
73 AR	0.0457	0.0700	0.0438	0.0592	0.0065	0.0364	0.0	0.0303	0.0338	0.0304	0.0354	0.0646	0.0636
74 LA	0.1672	0.1246	0.0857	0.0572	0.0081	0.1309	0.2495	0.0454	0.0214	0.0263	0.0672	0.0491	0.0156
75 MS	0.1278	0.1547	0.1024	0.0928	0.0158	0.1388	0.1694	0.0517	0.1118	0.0507	0.0385	0.0274	0.0727
76 MA	0.0	0.0	0.0	0.1101	0.0	0.0	0.0	1.0346	0.0118	0.0	1.0740	0.4592	0.4862
77 CT	0.0	0.0	0.0	0.1425	0.0	0.0	0.0	0.2968	0.0579	0.0	0.3328	0.2872	0.2499
78 RI	0.0	0.0	0.0	0.0074	0.0	0.0	0.0	0.0693	0.0008	0.0	0.0719	0.0308	0.0326
79 ME	0.0	0.0	0.0	0.0146	0.0	0.0060	0.0	0.2125	0.0	0.0	0.1995	0.0863	0.0579
80 VT	0.0022	0.0005	0.0021	0.0184	0.0	0.0191	0.0547	0.0650	0.0320	0.0019	0.0964	0.0510	0.0720

066/84-Mai-21
Ministère des Communications

TABLEAU 5.6 (suite)

MATRICE DES CONTRIBUTIONS SOURCE-RECEPTEUR HIVER 1980
CONCENTRATION DE SO2 HUMIDE

	14 GP	15 MTL	16 NB	17 NE	18 ANT	19 TN	20 WNY	21 ENY	22 SNA	23 NNA	24 NDA	25 LAB
1 ABI	0.0630	0.1882	0.0993	0.0514	0.1255	0.0160	0.0047	0.0155	0.0261	0.1283	0.0048	0.2289
2 CQB	0.0372	0.0026	0.0104	0.0049	0.0407	0.0073	0.0003	0.0002	0.0002	0.0029	0.0004	0.1011
3 NQB	0.0079	0.0006	0.0009	0.0005	0.0331	0.0052	0.0000	0.0000	0.0000	0.0002	0.0	0.6902
10 NMN	0.3058	0.0361	0.0756	0.0475	0.3371	0.0709	0.0145	0.0056	0.0060	0.0415	0.0148	4.0540
11 SMN	0.0087	0.0037	0.0034	0.0018	0.0256	0.0022	0.0030	0.0009	0.0009	0.0023	0.0005	0.0979
12 NWO	0.0148	0.0120	0.0290	0.0100	0.0525	0.0078	0.0077	0.0011	0.0012	0.0080	0.0025	0.0933
13 NEO	0.3237	0.4079	0.4917	0.2039	0.5664	0.1156	0.2510	0.0808	0.0974	0.3136	0.3757	2.4535
14 SUD	4.3044	4.8835	4.0139	1.1481	7.8956	0.9828	2.7619	0.9711	1.0436	2.2596	3.2403	9.9325
15 SWO	2.7852	2.1457	1.7048	0.9932	2.9921	1.1693	24.2600	1.6085	1.3354	1.5752	0.2878	4.6768
16 SEO	0.4686	2.4657	0.3984	0.1694	0.9593	0.1597	0.0985	0.9176	0.7430	0.9033	0.0041	0.7708
17 SLV	5.3872	64.4485	13.3704	4.4460	10.7051	2.0067	0.5178	0.4997	2.3339	36.7544	0.0335	8.9327
18 NDA	3.5892	5.3606	3.2995	1.8022	5.8193	0.8962	1.6852	0.3311	0.5386	4.6017	92.5508	8.5626
19 GBY	61.1137	0.0335	4.5424	1.9394	15.2987	1.4265	0.0	0.0048	0.0238	0.1761	0.0	5.9916
20 NBK	0.4618	0.0984	37.1801	18.8602	3.4019	1.7793	0.0	0.0107	0.0635	0.2488	0.0	2.8486
21 NSP	0.4081	0.0078	0.2795	50.5715	1.2256	4.7741	0.0	0.0024	0.0195	0.0930	0.0	3.1050
22 NFL	0.2000	0.0	0.1374	0.1402	2.0138	74.0340	0.0	0.0	0.0	0.0058	0.0	0.9720
50 OHO	3.0844	3.7747	5.4650	2.0978	9.9141	1.4965	19.0446	2.1099	1.2515	3.7381	1.0824	5.7907
51 ILL	1.7898	1.1466	0.9505	0.5508	3.6966	0.6757	1.8398	0.2652	0.3396	0.7389	0.2965	4.1512
52 PEN	2.5311	3.8761	4.1947	2.4737	6.7807	1.3010	30.0740	4.4703	2.5925	4.0967	0.5992	7.1054
53 IND	2.2419	1.8230	2.2064	0.7435	3.4199	0.8438	1.9775	0.2690	0.4681	1.2519	0.1847	3.6442
54 KEN	0.8536	0.5546	0.9336	0.4948	2.0053	0.4100	2.2166	0.3702	0.3406	0.8786	0.2368	1.5598
55 MCH	1.4943	1.9954	1.5537	0.9243	3.3284	0.8711	5.0721	0.6445	0.6352	1.2289	0.2229	4.4917
56 TEN	0.3527	0.3132	0.5098	0.3572	0.6739	0.4682	0.8745	0.2672	0.2475	0.4705	0.2337	0.6140
57 MSU	0.8797	0.7624	0.9732	0.3164	1.3160	0.2243	0.7206	0.1071	0.1011	0.3786	0.0971	1.3987
58 WVR	0.6513	0.7372	0.9728	0.7237	1.6517	0.4080	3.2349	0.6830	0.8424	0.9621	0.0646	1.3789
59 NYK	2.2180	1.9647	6.7037	3.6734	5.7325	1.7564	2.2910	84.0165	26.1097	6.4891	0.0	3.9575
60 ALA	0.0853	0.1344	0.3713	0.1731	0.0837	0.0717	0.3321	0.0956	0.1168	0.2694	0.0606	0.1113
61 WI	0.7089	0.3861	0.3083	0.2160	1.6313	0.1868	0.7817	0.1174	0.1217	0.3166	0.2145	1.7881
62 IA	0.1954	0.1383	0.1661	0.0802	0.5208	0.0865	0.2560	0.0454	0.0460	0.1431	0.0871	0.7525
63 MIN	0.1627	0.0835	0.1100	0.0432	0.2907	0.0835	0.0614	0.0153	0.0176	0.0690	0.0349	0.9906
64 VA	0.2533	0.2230	0.2476	0.2333	0.3760	0.2805	0.1877	0.1588	0.2026	0.2842	0.0	0.5349
65 NC	0.1159	0.1203	0.1620	0.2891	0.2912	0.3508	0.2304	0.0955	0.1458	0.1456	0.0	0.4833
66 NH	0.2135	0.0831	1.1747	0.4925	0.7143	0.2063	0.0218	0.0688	4.0011	1.5304	0.0	0.5436
67 GA	0.0110	0.0859	0.1079	0.1327	0.0425	0.0829	0.1562	0.0308	0.0959	0.0821	0.0462	0.4655
68 SC	0.0343	0.0282	0.0316	0.0508	0.0546	0.0750	0.0723	0.0145	0.0164	0.0285	0.0	0.1834
69 MD	0.3571	0.3144	0.3504	0.2900	0.5132	0.2473	0.2026	0.3198	0.4088	0.4016	0.0	0.7200
70 DE	0.1093	0.0823	0.0831	0.0830	0.1821	0.0790	0.0522	0.0509	0.1088	0.1278	0.0	0.2115
71 NJ	0.6952	0.5112	0.8812	0.5354	1.3965	0.4764	0.2474	0.4031	1.3110	0.8877	0.0	1.1099
72 DC	0.0442	0.0483	0.0487	0.0440	0.0715	0.0322	0.0370	0.0415	0.0445	0.0508	0.0	0.0922
73 AR	0.0460	0.0313	0.0496	0.0150	0.0426	0.0246	0.0285	0.0047	0.0027	0.0305	0.0073	0.0
74 LA	0.0144	0.0170	0.0296	0.0163	0.0546	0.0074	0.0396	0.0110	0.0116	0.0193	0.0017	0.0490
75 MS	0.0210	0.0536	0.0624	0.0430	0.1003	0.0337	0.1256	0.0279	0.0189	0.0556	0.0151	0.0885
76 MA	0.6122	0.3353	2.3049	2.0120	1.9927	1.1119	0.0664	0.3252	45.5440	2.0317	0.0	2.3592
77 CT	0.3113	0.1873	0.5331	0.4192	0.5712	0.2608	0.1149	0.2584	4.9734	0.6789	0.0	0.6680
78 RI	0.0410	0.0225	0.1544	0.1348	0.1335	0.0745	0.0044	0.0218	3.0508	0.1361	0.0	0.1580
79 ME	0.3351	0.0256	2.5606	1.8831	0.8058	0.2925	0.0066	0.0134	0.0826	25.1114	0.0	0.9775
80 VT	0.0576	0.0457	0.1630	0.0676	0.1199	0.0278	0.0247	0.2277	0.5179	0.2516	0.0001	0.1099

066/RA-May-21
Ministère des Communications

TABLEAU 5.7

MATRICE DES CONTRIBUTIONS SOURCE-RECEPTEUR HIVER 1980
CONCENTRATION DE SO4 SEC

	1 NEO	2 CEO	3 SWO	4 SEO	5 SUD	6 SBJ	7 PBL	8 NQB	9 OTT	10 ABI	11 NIT	12 CHI	13 LSJ
1 ABI	0.0112	0.0113	0.0031	0.0168	0.0081	0.0473	0.0342	0.0435	0.0429	0.1842	0.0468	0.0908	0.0986
2 CQB	0.0006	0.0005	0.0001	0.0007	0.0002	0.0062	0.0096	0.0149	0.0014	0.0026	0.0935	0.0337	0.0090
3 NQB	0.0000	0.0001	0.0000	0.0000	0.0001	0.0002	0.0005	0.1542	0.0001	0.0001	0.0132	0.0039	0.0012
10 NMN	1.6903	0.7042	0.0943	0.1122	0.0709	0.6935	3.4860	4.5286	0.1118	0.2807	1.6822	0.6004	0.2228
11 SMN	0.0656	0.0507	0.0181	0.0141	0.0074	0.0394	0.1013	0.1105	0.0096	0.0166	0.0416	0.0327	0.0174
12 NWO	0.1591	0.1567	0.0266	0.0176	0.0120	0.0886	0.1208	0.1358	0.0180	0.0610	0.0657	0.0456	0.0638
13 NEO	2.5467	6.9211	0.7903	0.9613	0.8981	0.9105	0.8958	1.2051	0.5181	1.1592	1.1145	1.1184	0.7926
14 SUD	4.1084	5.3269	3.5705	8.5373	52.4821	3.3637	3.2076	4.2740	8.6408	6.0603	4.3355	3.7382	4.8990
15 SWO	3.0063	2.0276	10.5914	4.4712	1.0824	2.4160	2.6520	3.7554	4.1564	3.2373	4.1976	4.2453	3.6360
16 SEO	0.1088	0.0339	0.0868	0.1407	0.0136	0.2144	0.2675	0.0794	0.1154	0.0946	0.1916	0.3973	0.3626
17 SLV	0.1967	0.0590	0.1782	0.5368	0.0275	0.7621	1.6314	1.7127	0.7562	0.3850	2.2727	2.4598	3.3341
18 NDA	2.3367	1.5743	0.4176	2.3831	0.5317	2.9468	2.2611	2.8195	3.5918	11.2773	2.5952	4.2910	4.4022
19 GBY	0.0232	0.0	0.0	0.0465	0.0	0.0957	0.0950	0.3984	0.1890	0.1143	0.1550	0.3348	0.2814
20 NBK	0.0	0.0	0.0	0.0	0.0	0.0	0.0	0.1772	0.0	0.0	0.0638	0.1363	0.6217
21 NSP	0.0	0.0	0.0	0.0	0.0	0.0	0.0	0.0	0.0	0.0	0.0	0.0405	0.4929
22 NFL	0.0	0.0	0.0	0.0	0.0	0.0	0.0	0.0663	0.0	0.0	0.0	0.0899	0.0426
50 OHO	20.4951	15.3518	16.5771	11.9522	8.6340	15.7841	20.5321	18.5310	10.2233	12.7171	17.4626	10.8584	11.7022
51 ILL	11.8834	11.6156	7.1789	7.5224	5.3486	10.3814	8.7607	4.4410	10.0631	8.6038	7.3420	11.1977	9.4584
52 PEN	6.6441	3.8975	7.3032	12.3535	5.0707	13.9234	4.9414	18.3710	12.0229	10.9631	12.6264	12.8777	11.4271
53 IND	11.8790	12.0234	8.1235	7.2519	4.1055	10.1005	8.1031	3.4843	7.2219	7.9049	7.7280	8.4119	9.2564
54 KEN	4.5927	4.2057	6.0232	4.9077	2.4327	5.7225	5.5084	0.5306	4.1596	5.1261	3.6667	3.8153	3.2367
55 MCH	9.7513	11.7248	11.4292	7.3742	3.9236	7.2186	12.7072	7.9912	7.7703	5.5799	6.7704	6.1140	5.8392
56 TEN	2.4370	2.3536	5.6130	4.3304	2.5962	3.4633	4.5488	0.3922	4.2307	3.5361	1.4668	2.4415	2.6110
57 MSU	3.2381	5.4684	4.3451	4.4346	3.6547	2.7956	1.4052	0.8545	4.6002	4.5210	2.1639	4.9291	5.2547
58 WVR	0.7313	0.7887	2.6735	5.5132	1.1992	6.2108	3.9068	5.1722	5.5467	5.1565	5.4297	4.9443	3.9289
59 NYK	0.0	0.0	0.2386	1.8549	0.0	0.7331	1.0793	2.7942	1.2640	0.5940	1.7450	2.1582	4.0249
60 ALA	1.4241	2.0942	2.6960	2.1465	1.9575	1.4670	2.4819	0.2195	1.9684	1.9320	0.5619	0.5437	1.0257
61 WI	5.9850	5.2514	3.3828	2.6459	2.3779	4.0570	3.9565	4.4288	2.9058	2.9774	3.9834	3.6846	3.0266
62 IA	2.4875	2.9252	1.3674	1.5052	1.0115	2.0237	1.7490	1.9253	1.5309	1.8356	1.6327	1.6997	1.5121
63 MIN	2.4737	2.2656	0.7790	0.8574	0.7460	1.9534	2.2578	2.9529	1.1360	0.8391	1.8832	1.3072	1.2042
64 VA	0.0	0.0	0.4063	0.8159	0.0	0.0	0.3770	1.1330	0.8807	0.6162	1.6203	1.5613	1.1524
65 NC	0.1571	0.1654	0.5573	1.0946	0.0	0.3605	0.5960	1.5506	1.1385	0.3926	0.7791	0.4450	0.6126
66 NH	0.0	0.0	0.0148	0.0676	0.0	0.0883	0.0	0.1315	0.0961	0.0174	0.2395	0.2164	0.2511
67 GA	0.3284	0.3979	2.5090	1.8582	0.3530	0.7954	0.9101	1.3652	2.2129	1.4295	1.5088	0.8059	0.6158
68 SC	0.1280	0.1433	0.5313	0.5599	0.0560	0.1054	0.0	0.4367	0.1065	0.1171	0.2807	0.2116	0.0969
69 MD	0.0	0.0	0.2734	0.7574	0.0	0.0	0.0718	0.9668	0.5929	0.4562	1.6637	1.4155	1.1317
70 DE	0.0	0.0	0.0405	0.1633	0.0	0.0	0.0	0.2550	0.1460	0.0996	0.3225	0.2760	0.2601
71 NJ	0.0	0.0	0.0459	0.7004	0.0	0.0	0.0	0.8629	0.5681	0.3181	0.7399	0.7404	1.1229
72 DC	0.0	0.0	0.0465	0.1176	0.0	0.0324	0.0322	0.1373	0.0868	0.0767	0.2202	0.2423	0.1594
73 AR	0.1672	0.3871	0.2660	0.2754	0.1367	0.1604	0.0	0.0364	0.1898	0.2743	0.0900	0.3311	0.2581
74 LA	0.4864	0.9153	0.9028	0.5091	0.5502	0.5262	0.7399	0.0872	0.2391	0.4060	0.1241	0.2584	0.1241
75 MS	0.4496	1.1552	0.8952	0.6425	0.7122	0.4642	0.5305	0.0892	0.7379	0.6284	0.0591	0.0322	0.4062
76 MA	0.0	0.0	0.0	0.2698	0.0	0.0	0.0	0.8632	0.0732	0.0	0.6212	0.4762	0.5452
77 CT	0.0	0.0	0.0	0.2029	0.0	0.0	0.0	0.3238	0.1031	0.0	0.1939	0.1155	0.1936
78 RI	0.0	0.0	0.0	0.0181	0.0	0.0	0.0	0.0578	0.0049	0.0	0.0416	0.0319	0.0365
79 ME	0.0	0.0	0.0	0.0403	0.0	0.0200	0.0	0.1056	0.0	0.0	0.1007	0.1424	0.1717
80 VT	0.0073	0.0041	0.0036	0.0193	0.0	0.0284	0.0415	0.0338	0.0284	0.0085	0.0635	0.0559	0.0761

0661/84-Mai-21
Ministère des Communications

TABLEAU 5.7 (suite)

MATRICE DES CONTRIBUTIONS SOURCE-RECEPTEUR HIVER 1980
CONCENTRATION DE SO4 SEC

	14 GP	15 MTL	16 NB	17 NE	18 ANT	19 TN	20 WNY	21 ENY	22 SNA	23 NNA	24 NDA	25 LAB
1 ABI	0.0303	0.0601	0.0363	0.0277	0.0245	0.0100	0.0034	0.0161	0.0196	0.0421	0.0100	0.0399
2 CQB	0.0104	0.0015	0.0026	0.0022	0.0060	0.0038	0.0003	0.0004	0.0002	0.0011	0.0013	0.0137
3 NQB	0.0024	0.0004	0.0004	0.0003	0.0045	0.0024	0.0000	0.0000	0.0000	0.0001	0.0	0.0496
10 NMN	0.4106	0.0987	0.1073	0.1013	0.1744	0.1625	0.0376	0.0362	0.0298	0.0913	0.1013	1.9819
11 SMN	0.0137	0.0093	0.0052	0.0042	0.0178	0.0053	0.0057	0.0050	0.0039	0.0051	0.0054	0.0543
12 NWO	0.0140	0.0207	0.0273	0.0167	0.0212	0.0109	0.0119	0.0053	0.0043	0.0138	0.0156	0.0414
13 NEO	0.3395	0.6296	0.4452	0.3062	0.2446	0.1727	0.2430	0.2516	0.2426	0.4371	1.1639	0.8549
14 SUD	3.1289	4.1730	2.9526	1.5627	3.2145	1.3084	1.6924	1.7821	1.8150	2.4029	4.4500	4.1467
15 SWO	2.5935	2.7925	2.1090	1.9091	2.2464	2.2535	8.6455	3.1482	2.6381	2.4419	1.3045	3.5873
16 SEO	0.4032	0.6373	0.3120	0.2423	0.5167	0.3020	0.1140	0.6052	0.5249	0.5011	0.0406	0.3626
17 SLV	4.3023	12.2584	5.3606	3.5748	4.9879	3.5137	0.6490	1.0125	1.8673	8.9291	0.1919	3.8386
18 NDA	1.4024	2.4654	1.4277	1.1083	1.2169	0.5888	0.8469	0.4132	0.5147	2.0754	33.0225	1.7642
19 GBY	7.8097	0.1013	1.3211	1.1808	2.8213	1.5207	0.0	0.0476	0.1155	0.2267	0.0	1.7100
20 NBK	0.7697	0.2693	4.4874	5.4137	1.4684	2.1667	0.0	0.0668	0.2569	0.3088	0.0	1.5050
21 NSP	0.6964	0.0127	0.3394	7.9254	0.4757	3.4344	0.0	0.0173	0.1210	0.2447	0.0	0.9920
22 NFL	0.2184	0.0	0.1433	0.1295	0.5903	9.0076	0.0	0.0	0.0	0.0237	0.0	0.3122
50 OHO	12.2916	13.3785	14.5118	11.4190	11.3934	9.9853	20.3482	10.7545	8.6716	14.2812	12.3158	11.3165
51 ILL	7.6077	6.3326	4.1529	4.3220	8.7279	4.5036	5.9826	3.1623	4.1122	4.8519	4.5656	6.2724
52 PEN	10.0505	10.7031	11.0291	9.8787	11.7608	8.8615	15.2600	9.8454	9.5524	11.0520	12.8602	12.3713
53 IND	6.1196	7.0863	6.4933	5.4180	7.0924	6.9893	6.6941	3.5347	4.6252	5.7278	5.0295	6.1882
54 KEN	3.4510	3.6885	3.2106	3.0187	3.0373	2.8742	5.6290	3.4514	3.5758	3.7238	3.6440	2.1544
55 MCH	4.6794	6.2714	4.6059	5.0114	7.2863	5.0839	8.1737	4.4605	4.8524	5.4913	2.9521	9.1652
56 TEN	2.2768	3.0428	1.8256	2.4808	1.8349	3.4345	4.0598	2.7384	2.5496	2.6719	3.1599	0.6013
57 MSU	4.5620	4.2575	4.6818	2.8321	3.8462	2.0561	3.4749	1.7865	1.6912	2.9585	3.1674	3.2151
58 WVR	3.0891	3.5661	3.7946	3.7746	2.4296	2.6899	4.8876	3.3599	3.5777	3.9117	2.6261	3.0580
59 NYK	7.7041	4.1169	10.1192	9.1495	8.4543	9.5045	2.2512	38.7039	15.4539	7.6945	0.0	4.7162
60 ALA	0.5268	1.5496	1.5299	1.5544	0.2752	0.4597	1.6443	1.3039	1.5562	1.8114	1.8880	0.4117
61 WI	2.2277	2.3641	1.2765	1.5435	2.2873	1.3414	2.2065	1.6381	1.7326	2.1240	2.4730	3.6376
62 IA	0.9840	1.1696	0.8645	0.6819	1.1872	0.6306	1.3911	0.7835	0.7086	1.1118	1.7310	1.4294
63 MIN	0.8367	0.6861	0.5582	0.3406	0.7149	0.5239	0.3387	0.2719	0.2934	0.5125	0.8882	2.0425
64 VA	1.0479	0.8482	0.8681	0.9888	0.9253	1.2294	0.4591	0.8328	0.9036	0.8990	0.0	1.1473
65 NC	0.8357	1.0565	0.6813	1.2702	0.9037	1.6207	1.0021	1.0060	1.1458	0.8783	0.0	1.0343
66 NH	0.6172	0.1767	1.0058	0.8721	0.8260	0.8379	0.0357	0.1427	1.6401	0.7155	0.0	0.6211
67 GA	0.0743	1.2124	0.6554	1.0354	0.1292	0.4849	0.8623	0.6773	1.1970	0.8317	1.4102	1.3223
68 SC	0.1627	0.3019	0.1813	0.2583	0.1671	0.3474	0.4231	0.3154	0.3322	0.3190	0.0	0.4138
69 MD	1.6589	0.8886	0.8787	1.1879	1.0988	1.1958	0.4230	0.8355	1.1028	0.8528	0.0	1.2892
70 DE	0.4298	0.2112	0.2429	0.3502	0.3555	0.3159	0.1171	0.1498	0.2796	0.2756	0.0	0.3937
71 NJ	2.5649	1.0947	1.5107	1.7567	2.2648	2.3449	0.4420	0.7602	1.8767	1.2567	0.0	1.4377
72 DC	0.2213	0.1450	0.1388	0.1713	0.1687	0.1444	0.0634	0.1334	0.1469	0.1305	0.0	0.1901
73 AR	0.2982	0.2483	0.2205	0.1419	0.1431	0.2878	0.2033	0.0978	0.0569	0.2034	0.2092	0.0
74 LA	0.1514	0.2212	0.2169	0.1694	0.2394	0.0462	0.2913	0.1588	0.1884	0.1801	0.1390	0.1739
75 MS	0.1108	0.5791	0.3628	0.3684	0.1414	0.2080	0.6684	0.4979	0.3323	0.4690	0.6293	0.1317
76 MA	1.5004	0.7499	2.8032	3.6205	2.3622	4.7244	0.1859	0.6043	16.0342	1.9608	0.0	2.2188
77 CT	0.8195	0.3180	0.9166	0.9477	0.7353	1.3247	0.1627	0.3343	2.0777	0.6470	0.0	0.5944
78 RI	0.1005	0.0502	0.1878	0.2425	0.1582	0.3165	0.0125	0.0405	1.0741	0.1313	0.0	0.1486
79 ME	0.7161	0.0981	1.2289	1.5514	0.8816	1.0263	0.0281	0.0661	0.2186	4.4147	0.0	0.9209
80 VT	0.1386	0.0571	0.1698	0.1378	0.1412	0.1430	0.0288	0.1448	0.2870	0.1663	0.0046	0.1279

056/84-Mai-21
Ministère des Communications

TABLEAU 5.8

MATRICE DES CONTRIBUTIONS SOURCE-RECEPTEUR HIVER 1980
CONCENTRATION DE SO4 HUMIDE

	1 NEO	2 CEO	3 SWO	4 SEO	5 SUD	6 SBJ	7 PBL	8 NQB	9 OTT	10 ABI	11 NIT	12 CHI	13 LSJ
1 ABI	0.0357	0.0289	0.0066	0.0470	0.0049	0.1698	0.1135	0.1300	0.1315	0.7863	0.1515	0.2882	0.3197
2 CQB	0.0020	0.0014	0.0003	0.0020	0.0001	0.0227	0.0377	0.0506	0.0040	0.0059	0.6047	0.1341	0.0305
3 NQB	0.0001	0.0003	0.0000	0.0001	0.0000	0.0009	0.0018	0.7890	0.0002	0.0002	0.0471	0.0127	0.0039
10 NMN	3.5645	1.1762	0.1312	0.1889	0.0274	1.4970	7.4125	9.1710	0.1980	0.3948	3.4872	1.1910	0.4194
11 SMN	0.1347	0.0857	0.0266	0.0241	0.0029	0.0819	0.2155	0.2181	0.0172	0.0230	0.0849	0.0626	0.0324
12 NWO	0.3447	0.2849	0.0400	0.0308	0.0048	0.1917	0.2617	0.2723	0.0329	0.0888	0.1385	0.0906	0.1246
13 NEO	6.7202	23.2106	1.2639	1.7637	0.4001	2.1485	2.0150	2.4779	0.9489	1.7555	2.3997	2.3669	1.5957
14 SUD	9.4908	12.9996	6.4395	21.9637	91.8767	8.0343	7.2769	8.8139	18.8075	10.8036	9.4561	8.0878	10.2019
15 SWO	4.8726	2.7857	32.3730	8.1613	0.3797	4.2617	4.3983	5.7308	8.2041	4.1302	6.7894	6.9358	6.0841
16 SEO	0.1722	0.0432	0.1062	0.2243	0.0040	0.3656	0.4610	0.1326	0.1676	0.1047	0.3254	0.6449	0.5851
17 SLV	0.3101	0.0708	0.2145	0.7554	0.0074	1.3457	2.8662	2.7242	1.0891	0.4512	3.8663	4.2193	6.4606
18 NDA	7.6650	4.2739	0.9241	6.7712	0.3198	10.4827	7.4864	8.3745	11.4443	39.8357	8.2637	13.6548	13.2496
19 GBY	0.0317	0.0	0.0	0.0518	0.0	0.1341	0.1351	0.5489	0.2212	0.1061	0.2161	0.4592	0.3682
20 NBK	0.0	0.0	0.0	0.0	0.0	0.0	0.0	0.2641	0.0	0.0	0.0882	0.1727	0.7910
21 NSP	0.0	0.0	0.0	0.0	0.0	0.0	0.0	0.0	0.0	0.0	0.0	0.0548	0.6207
22 NFL	0.0	0.0	0.0	0.0	0.0	0.0	0.0	0.0940	0.0	0.0	0.0	0.1305	0.0577
50 OHO	16.1987	9.9173	11.2632	9.1318	1.3281	12.9017	16.1616	13.7645	7.1803	7.0360	13.2771	8.1150	8.5828
51 ILL	9.1822	7.8640	4.6412	5.3690	0.8807	8.2137	6.7954	3.3219	7.5367	4.6578	5.6378	8.3185	6.9321
52 PEN	5.0199	2.3951	4.7795	9.5526	0.7234	11.3167	4.0536	13.6627	8.7165	5.9355	9.7508	9.6315	8.3354
53 IND	9.2974	7.8987	5.0378	5.0297	0.6258	8.0027	6.3161	2.6438	5.0113	4.1817	5.8534	6.1969	6.7392
54 KEN	3.5160	2.7094	3.4594	3.1894	0.3848	4.5673	4.3178	0.4141	2.7447	2.6833	2.7804	2.7819	2.2976
55 MCH	7.6070	8.4654	13.4503	6.5695	0.7141	6.0425	10.0387	5.9382	6.5774	3.1111	5.2183	4.7037	4.4870
56 TEN	1.8436	1.4773	3.1176	2.7864	0.3882	2.7649	3.5737	0.3043	2.8172	1.8591	1.1147	1.7771	1.8541
57 MSU	2.4781	3.4454	2.4783	2.9394	0.5319	2.1956	1.1220	0.6537	3.2629	2.3845	1.6768	3.6482	3.7913
58 WVR	0.5591	0.4931	1.6271	3.9724	0.1743	4.9677	3.1329	3.8465	4.0345	2.7589	4.1117	3.6500	2.8140
59 NYK	0.0	0.0	0.1611	1.3709	0.0	0.5864	0.9488	2.1295	0.8720	0.3136	1.5976	1.7001	3.0312
60 ALA	1.0707	1.3077	1.4769	1.3739	0.2812	1.1638	1.9363	0.1672	1.2969	1.0011	0.4255	0.3944	0.7238
61 WI	4.7058	3.7631	2.1979	1.7971	0.4158	3.2623	3.1264	3.2914	2.0233	1.6380	3.0618	2.7693	2.2257
62 IA	1.9321	1.9009	0.7762	0.9844	0.1500	1.6105	1.3787	1.4596	1.0326	0.9698	1.2730	1.2587	1.0846
63 MIN	1.9467	1.4436	0.4396	0.5587	0.1120	1.5953	1.8090	2.2072	0.7631	0.4433	1.4728	0.9711	0.8588
64 VA	0.0	0.0	0.2279	0.5535	0.0	0.0	0.2978	0.8658	0.5921	0.3216	1.2270	1.1615	0.8344
65 NC	0.1166	0.1004	0.3099	0.7142	0.0	0.3059	0.4771	1.1741	0.7913	0.2229	0.6034	0.3479	0.4411
66 NH	0.0	0.0	0.0094	0.0613	0.0	0.0710	0.0	0.1085	0.0860	0.0097	0.2027	0.1806	0.1904
67 GA	0.2430	0.2413	1.3774	1.1872	0.0551	0.6412	0.7299	1.0021	1.4536	0.7423	1.1428	0.5868	0.4312
68 SC	0.0947	0.0869	0.2919	0.3621	0.0077	0.0867	0.0	0.3254	0.0766	0.0640	0.2175	0.1603	0.0704
69 MD	0.0	0.0	0.1558	0.5154	0.0	0.0	0.0573	0.7271	0.4018	0.2400	1.2863	1.0618	0.8281
70 DE	0.0	0.0	0.0240	0.1096	0.0	0.0	0.0	0.1948	0.0991	0.0528	0.2505	0.2089	0.1936
71 NJ	0.0	0.0	0.0251	0.5043	0.0	0.0	0.0	0.6578	0.3896	0.1691	0.6328	0.5591	0.8377
72 DC	0.0	0.0	0.0272	0.0799	0.0	0.0253	0.0258	0.1043	0.0581	0.0401	0.1688	0.1814	0.1175
73 AR	0.1266	0.2425	0.1462	0.1784	0.0203	0.1253	0.0	0.0277	0.1256	0.1428	0.0684	0.2393	0.1828
74 LA	0.3712	0.5679	0.4861	0.3222	0.0774	0.4122	0.5740	0.0652	0.1548	0.2078	0.0955	0.1866	0.0861
75 MS	0.3408	0.7163	0.4849	0.4098	0.1015	0.3658	0.4110	0.0669	0.4855	0.3237	0.0458	0.0252	0.2849
76 MA	0.0	0.0	0.0	0.1838	0.0	0.0	0.0	0.6745	0.0483	0.0	0.5395	0.3779	0.4242
77 CT	0.0	0.0	0.0	0.1539	0.0	0.0	0.0	0.2480	0.0745	0.0	0.1682	0.1236	0.1636
78 RI	0.0	0.0	0.0	0.0123	0.0	0.0	0.0	0.0452	0.0032	0.0	0.0361	0.0253	0.0284
79 ME	0.0	0.0	0.0	0.0271	0.0	0.0158	0.0	0.0889	0.0	0.0	0.0905	0.1077	0.1229
80 VT	0.0055	0.0025	0.0024	0.0164	0.0	0.0232	0.0349	0.0282	0.0251	0.0046	0.0537	0.0440	0.0598

086/84-Mai-21
Ministère des Communications

TABLEAU 5.8 (suite)

MATRICE DES CONTRIBUTIONS SOURCE-RECEPTEUR HIVER 1980
CONCENTRATION DE SO4 HUMIDE

	14 GP	15 MTL	16 NB	17 NE	18 ANT	19 TN	20 WNY	21 ENY	22 SNA	23 NNA	24 NDA	25 LAB
1 ABI	0.0759	0.1425	0.1024	0.0684	0.0782	0.0231	0.0084	0.0203	0.0318	0.1089	0.0077	0.1221
2 CQB	0.0298	0.0033	0.0082	0.0058	0.0211	0.0095	0.0008	0.0005	0.0003	0.0030	0.0010	0.0460
3 NQB	0.0068	0.0010	0.0011	0.0009	0.0158	0.0062	0.0000	0.0000	0.0000	0.0004	0.0	0.1834
10 NMN	0.6859	0.1306	0.1939	0.1599	0.3731	0.2428	0.0596	0.0274	0.0288	0.1399	0.0505	4.0436
11 SMN	0.0225	0.0124	0.0093	0.0065	0.0368	0.0079	0.0094	0.0039	0.0038	0.0078	0.0026	0.1093
12 NWO	0.0243	0.0288	0.0517	0.0271	0.0466	0.0173	0.0200	0.0042	0.0043	0.0217	0.0078	0.0854
13 NEO	0.5823	0.8853	0.8464	0.5038	0.5334	0.2718	0.4276	0.2054	0.2528	0.7051	0.6337	1.8082
14 SUD	5.5622	6.2587	5.7332	2.5981	7.0539	2.0846	3.1599	1.5423	1.9588	3.9813	3.1515	8.6109
15 SWO	3.5508	3.1799	3.0882	2.4417	3.7133	2.7615	18.7264	2.2362	2.2415	3.0772	0.5449	5.6402
16 SEO	0.5487	1.5945	0.4683	0.3131	0.8639	0.3664	0.1535	0.7430	0.6138	0.7332	0.0153	0.5827
17 SLV	6.0325	41.2481	9.0787	5.0126	8.5783	4.3349	0.8852	0.7029	2.0286	20.3583	0.0774	6.3138
18 NDA	3.6186	5.4180	3.9313	2.6862	3.8357	1.3463	2.1797	0.5071	0.8072	5.1263	84.2537	5.2577
19 GBY	27.9864	0.0906	2.2330	1.5164	4.8660	1.6734	0.0	0.0239	0.0766	0.2486	0.0	2.5028
20 NBK	0.8559	0.2425	15.1459	10.1707	2.1603	2.3496	0.0	0.0346	0.1727	0.3402	0.0	2.0695
21 NSP	0.7732	0.0120	0.4245	26.1961	0.7076	4.0184	0.0	0.0088	0.0789	0.2531	0.0	1.4296
22 NFL	0.2515	0.0	0.1814	0.1521	0.9116	35.9369	0.0	0.0	0.0	0.0238	0.0	0.4498
50 OHO	7.7800	7.1500	10.3491	7.0435	9.3709	5.8718	17.3123	3.5337	3.3737	8.6553	2.4257	8.6881
51 ILL	4.8023	3.2676	2.9022	2.6364	6.9714	2.6478	3.8530	0.9413	1.5528	2.8706	0.8662	4.8602
52 PEN	6.3641	5.9207	7.8689	6.1754	9.4914	5.2078	21.8258	4.4934	4.0407	6.8914	2.3794	9.5355
53 IND	3.9517	3.7525	4.6062	3.3119	5.6869	4.0835	4.2944	1.0471	1.7612	3.4381	0.9192	4.7730
54 KEN	2.1831	1.8853	2.2623	1.8552	2.4641	1.6879	3.7315	1.0444	1.3584	2.2442	0.6911	1.6754
55 MCH	2.9970	3.4025	3.2672	3.0926	5.8332	3.0025	5.9524	1.3919	1.8745	3.2999	0.5694	7.0303
56 TEN	1.4169	1.5341	1.2843	1.5186	1.4594	2.0131	2.5471	0.8227	0.9695	1.5901	0.6076	0.4759
57 MSU	2.8592	2.1946	3.2618	1.7200	3.0531	1.1975	2.1754	0.5237	0.6320	1.7410	0.5749	2.4564
58 WVR	1.9423	1.8553	2.6627	2.3320	1.9746	1.5819	3.6273	1.1125	1.4735	2.3621	0.4732	2.3385
59 NYK	4.9070	2.4123	7.5596	5.9135	6.8696	5.6281	1.9985	75.0779	21.3690	5.7168	0.0	3.6910
60 ALA	0.3284	0.7770	1.0715	0.9439	0.2176	0.2706	1.0285	0.3855	0.5858	1.0712	0.3432	0.3099
61 WI	1.4259	1.2129	0.8936	0.9438	1.8624	0.7872	1.4426	0.4837	0.6506	1.2562	0.4860	2.7899
62 IA	0.6174	0.5923	0.6009	0.4148	0.9492	0.3698	0.8660	0.2294	0.2654	0.6545	0.3218	1.0984
63 MIN	0.5245	0.3479	0.3882	0.2076	0.5704	0.3087	0.2107	0.0795	0.1097	0.3020	0.1628	1.5661
64 VA	0.6622	0.4499	0.6114	0.6165	0.7382	0.7336	0.3060	0.2720	0.3692	0.5521	0.0	0.8784
65 NC	0.5184	0.5341	0.4766	0.7903	0.7158	0.9650	0.6309	0.3017	0.4418	0.5214	0.0	0.7917
66 NH	0.3971	0.1031	0.8428	0.5899	0.6791	0.5018	0.0258	0.0676	3.3082	0.9467	0.0	0.4871
67 GA	0.0462	0.6041	0.4534	0.6312	0.1024	0.2863	0.5365	0.1967	0.4518	0.4858	0.2566	1.0037
68 SC	0.1023	0.1517	0.1256	0.1598	0.1324	0.2069	0.2625	0.0916	0.1234	0.1857	0.0	0.3163
69 MD	1.0439	0.4897	0.6286	0.7415	0.8800	0.7110	0.2898	0.3464	0.5069	0.5484	0.0	0.9928
70 DE	0.2721	0.1184	0.1723	0.2183	0.2856	0.1893	0.0791	0.0587	0.1307	0.1768	0.0	0.3028
71 NJ	1.6290	0.6378	1.1126	1.1100	1.8325	1.3928	0.3132	0.3843	1.1790	0.8814	0.0	1.1209
72 DC	0.1389	0.0792	0.0986	0.1071	0.1347	0.0861	0.0454	0.0503	0.0637	0.0818	0.0	0.1457
73 AR	0.1856	0.1260	0.1540	0.0860	0.1131	0.1663	0.1253	0.0284	0.0211	0.1203	0.0382	0.0
74 LA	0.0928	0.1105	0.1492	0.1024	0.1875	0.0272	0.1792	0.0468	0.0704	0.1054	0.0245	0.1311
75 MS	0.0694	0.2910	0.2513	0.2241	0.1151	0.1227	0.4165	0.1456	0.1240	0.2754	0.1133	0.1021
76 MA	0.9768	0.4325	2.1635	2.4430	1.9400	2.8236	0.1217	0.3086	37.7287	1.5864	0.0	1.7610
77 CT	0.5307	0.1983	0.6747	0.6190	0.6010	0.7860	0.1233	0.2293	4.1114	0.5266	0.0	0.4737
78 RI	0.0654	0.0290	0.1449	0.1636	0.1299	0.1891	0.0081	0.0207	2.5273	0.1063	0.0	0.1180
79 ME	0.4720	0.0520	1.3298	1.3382	0.7273	0.6191	0.0177	0.0219	0.1011	15.5109	0.0	0.7310
80 VT	0.0904	0.0404	0.1352	0.0912	0.1160	0.0848	0.0235	0.2023	0.4250	0.1675	0.0008	0.1003

056/86-Mai-21
Ministère des Communications

TABLEAU 5.9

MATRICE DES CONTRIBUTIONS SOURCE-RECEPTEUR HIVER 1980
DEPOT DE SO2 SEC
PENDANT LES PERIODES SECHES

	1 NEO	2 CEO	3 SWO	4 SEO	5 SUD	6 SBJ	7 PBL	8 NQB	9 OTT	10 ABI	11 NIT	12 CHI	13 LSJ
1 ABI	0.0218	0.0145	0.0026	0.0251	0.0046	0.1319	0.0857	0.0950	0.0840	0.5686	0.1168	0.2073	0.2373
2 CQB	0.0010	0.0006	0.0001	0.0007	0.0001	0.0153	0.0339	0.0429	0.0017	0.0033	0.5204	0.1131	0.0209
3 NQB	0.0001	0.0001	0.0000	0.0000	0.0000	0.0005	0.0009	0.8597	0.0001	0.0001	0.0378	0.0076	0.0021
10 NMN	2.1066	0.4977	0.0377	0.0640	0.0199	0.8209	4.5809	6.5841	0.0785	0.2036	2.1968	0.6406	0.1862
11 SMN	0.0685	0.0387	0.0104	0.0089	0.0025	0.0364	0.1335	0.1356	0.0070	0.0108	0.0493	0.0282	0.0137
12 NWO	0.2369	0.1899	0.0174	0.0129	0.0040	0.1063	0.1799	0.1848	0.0158	0.0558	0.0962	0.0494	0.0677
13 NEO	6.9550	19.5023	0.7486	0.9565	0.5250	1.8292	1.7022	1.9391	0.4564	1.3400	1.8749	1.8175	1.0340
14 SUD	8.3473	11.7880	4.7293	17.4870	84.6664	7.0882	6.4022	6.9924	15.2414	11.0346	7.9175	6.8224	7.7403
15 SWO	3.6346	2.1242	24.4527	7.2746	0.5858	3.9909	3.7007	4.0952	7.9449	4.4993	5.8500	6.6626	6.0999
16 SEO	0.1166	0.0220	0.0796	0.2005	0.0034	0.3206	0.5124	0.1818	0.1281	0.0844	0.3819	0.6521	0.5879
17 SLV	0.1824	0.0233	0.1377	0.4791	0.0036	1.2192	3.0578	2.6133	0.7049	0.4161	4.0889	4.5643	7.6709
18 NDA	5.2130	2.5744	0.3846	3.7493	0.2854	8.0282	5.6237	5.9893	7.5685	31.4431	6.0219	9.8951	8.2277
19 GBY	0.0272	0.0	0.0	0.0261	0.0	0.1051	0.1474	0.7645	0.1374	0.0872	0.2484	0.5185	0.3576
20 NBK	0.0	0.0	0.0	0.0	0.0	0.0	0.0	0.4660	0.0	0.0	0.0962	0.1098	0.6410
21 NSP	0.0	0.0	0.0	0.0	0.0	0.0	0.0	0.0	0.0	0.0	0.0	0.0578	0.4630
22 NFL	0.0	0.0	0.0	0.0	0.0	0.0	0.0	0.1471	0.0	0.0	0.0	0.1723	0.0641
50 OHO	20.5890	10.8206	15.0205	12.1668	2.7976	16.1341	17.3361	13.9764	8.3075	10.0314	12.4500	9.3031	10.1300
51 ILL	9.6796	10.3256	5.9835	6.5638	2.1119	6.9177	5.4436	3.8985	10.1759	6.0185	6.2606	8.9038	8.1649
52 PEN	3.5925	1.3490	6.2234	12.8462	0.8735	13.4862	6.3615	14.2922	11.0683	7.6713	11.7571	11.0555	9.4526
53 IND	11.0600	9.3992	6.2083	5.7764	1.2813	6.8489	5.6484	3.8263	5.5006	4.5134	5.0145	5.8658	7.5259
54 KEN	3.2465	2.9050	3.5806	2.6006	0.8664	4.4142	4.2988	0.7512	1.8117	2.5308	2.4552	2.1714	1.8281
55 MCH	8.8118	12.4466	17.2312	9.3486	1.8506	8.5937	11.3791	6.0881	9.8685	4.5538	6.1277	6.6414	6.5302
56 TEN	1.3725	1.2388	2.6741	2.0072	0.7356	2.6960	3.6892	0.5323	2.1702	1.8689	1.0277	1.3156	1.4918
57 MSU	2.2902	3.0422	2.4921	2.8143	0.8373	1.5818	1.4466	1.0317	3.9020	2.4966	2.1137	3.7087	3.8735
58 WVR	0.5041	0.3870	1.9487	4.9362	0.2716	4.9982	4.2243	4.0324	5.1617	3.3050	3.5353	3.5578	2.6193
59 NYK	0.0	0.0	0.2142	1.7651	0.0	0.5899	1.8262	3.2363	0.9287	0.3298	3.3789	2.6305	4.1188
60 ALA	0.6926	1.0062	1.1009	0.9071	0.3806	1.0334	1.7786	0.2524	0.8365	0.7895	0.3648	0.2739	0.5130
61 WI	5.8029	5.4833	2.8477	1.9314	1.0542	3.4929	3.5701	3.3841	2.2582	2.2837	3.4813	3.3502	2.6843
62 IA	2.1384	2.1482	0.7635	0.8519	0.2722	1.4929	1.5104	2.0946	0.9362	1.0319	1.7143	1.2886	1.0197
63 MIN	2.4168	1.4245	0.4191	0.4681	0.2158	1.9781	2.4211	2.5618	0.6586	0.4732	2.0297	1.0345	0.7459
64 VA	0.0	0.0	0.2095	0.5928	0.0	0.0	0.3383	1.3506	0.5155	0.2898	1.0555	1.2590	0.8850
65 NC	0.0547	0.0425	0.2689	0.6050	0.0	0.4574	0.6319	1.6589	0.8750	0.3434	0.7558	0.5236	0.4395
66 NH	0.0	0.0	0.0118	0.0874	0.0	0.0754	0.0	0.2379	0.1314	0.0138	0.3874	0.3166	0.2654
67 GA	0.1072	0.0999	1.0522	0.7542	0.1203	0.7079	0.9815	0.7809	0.8808	0.6114	0.9909	0.4411	0.2570
68 SC	0.0416	0.0351	0.2263	0.2779	0.0047	0.1137	0.0	0.3552	0.0954	0.0866	0.2742	0.2053	0.0778
69 MD	0.0	0.0	0.1560	0.5581	0.0	0.0	0.0739	0.9313	0.3794	0.2417	1.5817	1.2590	0.9584
70 DE	0.0	0.0	0.0271	0.1121	0.0	0.0	0.0	0.3051	0.0945	0.0581	0.3247	0.2664	0.2496
71 NJ	0.0	0.0	0.0185	0.6254	0.0	0.0	0.0	1.0043	0.4017	0.1909	1.2308	0.7039	1.0923
72 DC	0.0	0.0	0.0299	0.0859	0.0	0.0173	0.0347	0.1535	0.0485	0.0373	0.1853	0.2116	0.1443
73 AR	0.0956	0.1971	0.1134	0.1404	0.0366	0.0794	0.0	0.0419	0.0872	0.1232	0.0646	0.1523	0.1392
74 LA	0.3243	0.3881	0.2707	0.1700	0.0695	0.2787	0.4640	0.0748	0.0675	0.1260	0.1096	0.1167	0.0411
75 MS	0.2642	0.4844	0.3039	0.2545	0.1197	0.2795	0.3201	0.0821	0.3045	0.2280	0.0585	0.0377	0.1754
76 MA	0.0	0.0	0.0	0.2000	0.0	0.0	0.0	1.2321	0.0315	0.0	1.0760	0.5974	0.6372
77 CT	0.0	0.0	0.0	0.2039	0.0	0.0	0.0	0.3952	0.0938	0.0	0.3347	0.2460	0.2781
78 RI	0.0	0.0	0.0	0.0134	0.0	0.0	0.0	0.0825	0.0021	0.0	0.0721	0.0400	0.0427
79 ME	0.0	0.0	0.0	0.0279	0.0	0.0120	0.0	0.2020	0.0	0.0	0.1882	0.1370	0.1135
80 VT	0.0045	0.0015	0.0031	0.0230	0.0	0.0284	0.0604	0.0630	0.0382	0.0058	0.1023	0.0680	0.0920

056/84-Mai-21
Ministère des Communications

TABLEAU 5.9 (suite)

MATRICE DES CONTRIBUTIONS SOURCE-RECEPTEUR HIVER 1980
DEPOT DE SO2 SEC
PENDANT LES PERIODES SECHES

	14 GP	15 MTL	16 NB	17 NE	18 ANT	19 TN	20 WNY	21 ENY	22 SNA	23 NNA	24 NDA	25 LAB
1 ABI	0.0409	0.1054	0.0527	0.0347	0.0467	0.0127	0.0029	0.0115	0.0175	0.0672	0.0079	0.0826
2 CQB	0.0190	0.0018	0.0046	0.0029	0.0131	0.0051	0.0002	0.0002	0.0001	0.0016	0.0008	0.0319
3 NQB	0.0042	0.0005	0.0005	0.0004	0.0103	0.0035	0.0000	0.0000	0.0000	0.0002	0.0	0.1715
10 NMN	0.3313	0.0525	0.0736	0.0589	0.2048	0.0984	0.0161	0.0093	0.0092	0.0501	0.0451	2.4306
11 SMN	0.0099	0.0053	0.0034	0.0023	0.0168	0.0031	0.0031	0.0014	0.0014	0.0028	0.0018	0.0607
12 NWO	0.0144	0.0152	0.0252	0.0116	0.0296	0.0095	0.0074	0.0017	0.0017	0.0090	0.0073	0.0544
13 NEO	0.3255	0.4985	0.4226	0.2303	0.3263	0.1437	0.2033	0.1070	0.1212	0.3326	0.8523	1.3279
14 SUD	3.8143	4.7773	3.2233	1.2600	4.4644	1.1815	1.8684	1.0523	1.1401	2.1887	5.2354	5.6886
15 SWO	3.0832	2.7990	1.8980	1.4294	2.4142	1.8599	14.8873	2.0142	1.7342	2.0073	0.8571	3.8126
16 SEO	0.4989	1.6261	0.3717	0.2174	0.6846	0.2484	0.0961	0.7196	0.6226	0.7565	0.0162	0.5298
17 SLV	5.5276	37.0804	9.4903	4.5491	7.1683	2.9913	0.5171	0.6251	2.0540	21.6169	0.1077	5.8675
18 NDA	2.1488	3.5057	1.8702	1.2813	2.2222	0.7231	0.9068	0.2645	0.3993	2.7504	70.9653	3.2908
19 GBY	32.3578	0.0641	3.0963	1.9460	7.8714	1.9833	0.0	0.0114	0.0461	0.2261	0.0	3.7342
20 NBK	0.6788	0.1824	17.5486	13.8283	2.4490	2.6000	0.0	0.0223	0.1164	0.3153	0.0	2.2202
21 NSP	0.6045	0.0120	0.3325	28.8424	0.8485	5.6879	0.0	0.0052	0.0406	0.1518	0.0	2.0210
22 NFL	0.2541	0.0	0.1552	0.1665	1.2511	42.3066	0.0	0.0	0.0	0.0106	0.0	0.6340
50 OHO	7.7696	9.2813	10.6933	5.9116	12.5075	4.9951	21.9935	4.8224	3.4098	8.7538	5.8354	9.0055
51 ILL	4.6180	3.3937	2.2356	1.7526	6.0725	2.2548	3.4647	0.8716	1.1526	2.1259	1.8230	5.9008
52 PEN	6.3685	8.5489	8.1732	6.2074	10.0265	4.3722	25.2279	7.0585	5.3726	8.2937	4.2298	10.6235
53 IND	4.8598	4.6646	4.4941	2.3119	5.3846	3.0068	3.7879	0.9187	1.4721	3.1511	1.4318	5.4007
54 KEN	2.1623	1.7661	2.0175	1.4515	2.8206	1.3902	3.7516	1.0994	1.0964	2.1456	1.4557	2.1444
55 MCH	3.4258	4.6573	3.1750	2.6016	5.3353	2.7819	7.0243	1.6846	1.8020	3.0636	1.2845	7.0855
56 TEN	1.0497	1.1438	1.1181	1.0940	1.1562	1.6100	1.9086	0.8253	0.7907	1.2851	1.3581	0.7366
57 MSU	2.4373	2.2670	2.3630	1.0456	2.3041	0.8219	1.5970	0.4002	0.3834	1.1539	0.8045	2.2912
58 WVR	1.7493	2.0670	2.2003	2.0094	2.2974	1.3568	4.3538	1.5367	1.8590	2.3102	0.5772	2.2337
59 NYK	5.2977	3.8362	10.3547	7.5839	7.9779	5.4643	2.5505	71.4536	24.7782	9.1487	0.0	5.1389
60 ALA	0.2505	0.5184	0.8561	0.5727	0.1513	0.2362	0.7439	0.3312	0.4103	0.7812	0.4936	0.2064
61 WI	1.6274	1.1909	0.7120	0.6677	2.2271	0.6384	1.3853	0.4103	0.4377	0.9175	1.1633	2.8178
62 IA	0.5359	0.4813	0.4133	0.2612	0.8461	0.2969	0.5946	0.1719	0.1697	0.4355	0.5960	1.1590
63 MIN	0.4495	0.2877	0.2715	0.1377	0.4835	0.2732	0.1435	0.0585	0.0668	0.2069	0.2633	1.5672
64 VA	0.6470	0.5652	0.5389	0.5991	0.6258	0.8079	0.3125	0.3675	0.4567	0.6153	0.0	0.8575
65 NC	0.3564	0.4243	0.3762	0.7527	0.5183	1.0307	0.4897	0.2984	0.4184	0.4065	0.0	0.7741
66 NH	0.4737	0.1633	1.4135	0.8765	0.9033	0.5773	0.0304	0.1058	3.3152	1.4426	0.0	0.6942
67 GA	0.0333	0.3511	0.2810	0.4216	0.0753	0.2650	0.3651	0.1267	0.3294	0.2704	0.3738	0.8098
68 SC	0.0921	0.1062	0.0810	0.1398	0.0968	0.2206	0.1728	0.0595	0.0658	0.0963	0.0	0.2987
69 MD	0.9518	0.7006	0.6702	0.7348	0.8164	0.7389	0.3147	0.5439	0.7379	0.7328	0.0	1.0872
70 DE	0.2739	0.1757	0.1688	0.2127	0.2808	0.2197	0.0837	0.0912	0.1922	0.2348	0.0	0.3236
71 NJ	1.7010	1.0076	1.4382	1.2411	2.0150	1.4328	0.3587	0.5950	1.7922	1.3539	0.0	1.4886
72 DC	0.1210	0.1105	0.0979	0.1092	0.1174	0.0936	0.0527	0.0773	0.0878	0.1006	0.0	0.1459
73 AR	0.1371	0.1064	0.1173	0.0503	0.0774	0.0957	0.0732	0.0190	0.0109	0.0881	0.0579	0.0
74 LA	0.0487	0.0680	0.0811	0.0560	0.1054	0.0243	0.1028	0.0391	0.0434	0.0621	0.0182	0.0900
75 MS	0.0586	0.2025	0.1606	0.1404	0.1372	0.1097	0.2894	0.1069	0.0727	0.1736	0.1360	0.1251
76 MA	1.2686	0.6741	3.2392	3.6068	2.5456	3.1651	0.1173	0.4770	35.7972	2.6152	0.0	2.7838
77 CT	0.6649	0.3332	0.8708	0.8301	0.7541	0.7932	0.1502	0.3252	4.1494	0.8691	0.0	0.7704
78 RI	0.0850	0.0452	0.2170	0.2416	0.1705	0.2120	0.0079	0.0320	2.3979	0.1752	0.0	0.1865
79 ME	0.6550	0.0650	2.3884	2.3893	0.9964	0.7726	0.0139	0.0301	0.1478	16.2292	0.0	1.1542
80 VT	0.1184	0.0709	0.2140	0.1280	0.1527	0.0849	0.0296	0.2168	0.4792	0.2747	0.0009	0.1414

056/84-Mai-21
Ministère des Communications

TABLEAU 5.10

MATRICE DES CONTRIBUTIONS SOURCE-RECEPTEUR HIVER 1980
DEPOT DE SO2 SEC
PENDANT LES PERIODES HUMIDES

	1 NEO	2 CEO	3 SWO	4 SEO	5 SUD	6 SBJ	7 PBL	8 NQB	9 OTT	10 ABI	11 NIT	12 CHI	13 LSJ
1 ABI	0.0530	0.0222	0.0036	0.0511	0.0032	0.4156	0.2561	0.2466	0.2012	1.2756	0.3347	0.5472	0.6801
2 CQB	0.0023	0.0009	0.0001	0.0012	0.0000	0.0457	0.1307	0.1395	0.0030	0.0041	2.6849	0.3951	0.0594
3 NQB	0.0001	0.0001	0.0000	0.0000	0.0000	0.0013	0.0024	4.3419	0.0001	0.0001	0.1228	0.0188	0.0049
10 NMN	3.0488	0.4278	0.0295	0.0586	0.0070	1.1760	7.3002	10.7238	0.0779	0.1315	3.3475	0.8364	0.2212
11 SMN	0.0912	0.0344	0.0094	0.0085	0.0010	0.0471	0.2132	0.2060	0.0070	0.0067	0.0721	0.0338	0.0159
12 NWO	0.3782	0.2179	0.0167	0.0131	0.0015	0.1532	0.3048	0.2925	0.0175	0.0404	0.1548	0.0649	0.0891
13 NEO	16.7542	40.9811	0.8973	1.1529	0.2862	3.5532	3.3015	3.3106	0.5034	1.1163	3.2500	2.9661	1.5214
14 SUD	16.2919	20.7007	7.1674	34.9065	96.3161	14.2224	12.8041	12.0380	26.2245	12.6100	14.3949	11.9985	12.8100
15 SWO	4.1547	1.8146	42.8364	9.9782	0.2479	5.5714	4.8439	4.6202	11.7467	3.4748	7.3464	8.6888	8.6103
16 SEO	0.1270	0.0146	0.0777	0.2577	0.0009	0.4257	0.8269	0.3151	0.1333	0.0495	0.6087	0.8885	0.8246
17 SLV	0.1911	0.0136	0.1214	0.4523	0.0008	1.7130	4.9221	3.6090	0.6673	0.2784	6.1642	6.8186	13.9055
18 NDA	13.9669	4.6726	0.5806	7.9505	0.1884	24.8838	16.7233	15.2774	19.2000	64.8644	16.4167	26.3142	19.6018
19 GBY	0.0273	0.0	0.0	0.0168	0.0	0.1035	0.1819	1.0254	0.0984	0.0410	0.2997	0.5891	0.3709
20 NBK	0.0	0.0	0.0	0.0	0.0	0.0	0.0	0.7649	0.0	0.0	0.1123	0.0909	0.5932
21 NSP	0.0	0.0	0.0	0.0	0.0	0.0	0.0	0.0	0.0	0.0	0.0	0.0625	0.4099
22 NFL	0.0	0.0	0.0	0.0	0.0	0.0	0.0	0.2158	0.0	0.0	0.0	0.2249	0.0738
50 OHO	13.8198	4.7634	10.2345	8.5997	0.5744	10.9676	10.7960	7.9587	4.7008	3.6052	6.7992	5.4174	6.1691
51 ILL	5.6256	5.4166	3.8153	4.1046	0.5067	3.6127	2.9153	2.3925	6.8311	1.9776	3.7634	4.9440	4.9641
52 PEN	1.6717	0.3959	4.0395	9.2366	0.1170	8.8324	5.2402	8.2583	6.9004	2.5224	7.4516	6.4407	5.5748
53 IND	7.0355	4.4671	3.6944	3.3626	0.2556	3.6063	3.1823	2.6790	2.9652	1.2869	2.6218	3.0098	4.3850
54 KEN	1.7301	1.2601	1.7509	1.1250	0.1915	2.4969	2.5629	0.6267	0.6828	0.6589	1.3021	1.0039	0.8545
55 MCH	5.4867	7.5127	17.3305	7.8577	0.5115	6.5349	7.3310	3.4811	7.9419	1.6805	3.8166	4.5781	4.8130
56 TEN	0.6502	0.4484	1.1120	0.7983	0.1364	1.5336	2.2462	0.4307	0.8953	0.5072	0.5565	0.5935	0.7016
57 MSU	1.2212	1.1393	1.1859	1.3801	0.1334	0.7640	1.0182	0.7692	2.2833	0.6963	1.3811	1.9891	2.1148
58 WVR	0.2648	0.1344	1.1166	3.1506	0.0430	2.9007	3.0724	2.3321	3.2443	1.0198	1.8508	1.8584	1.3423
59 NYK	0.0	0.0	0.1449	1.1822	0.0	0.3425	1.8583	2.3444	0.4874	0.0923	3.6833	1.9766	2.8341
60 ALA	0.3085	0.3453	0.4136	0.3421	0.0546	0.5553	1.0153	0.1820	0.3117	0.1854	0.1907	0.1202	0.2261
61 WI	3.7985	3.2669	1.8303	1.0513	0.2773	2.1147	2.3114	1.9383	1.2358	0.8035	2.1233	2.0317	1.6635
62 IA	1.2873	0.9745	0.3561	0.3853	0.0486	0.8226	0.9525	1.4571	0.4319	0.2910	1.1748	0.6943	0.5260
63 MIN	1.5902	0.5785	0.1901	0.2065	0.0406	1.3364	1.7513	1.5620	0.2932	0.1338	1.4162	0.5723	0.3664
64 VA	0.0	0.0	0.0922	0.3213	0.0	0.0	0.2184	0.9977	0.2308	0.0734	0.5524	0.7048	0.4961
65 NC	0.0219	0.0113	0.1129	0.2691	0.0	0.3651	0.4537	1.1416	0.4745	0.1337	0.4920	0.3830	0.2358
66 NH	0.0	0.0	0.0072	0.0746	0.0	0.0454	0.0	0.2396	0.1122	0.0050	0.3663	0.2745	0.1873
67 GA	0.0424	0.0264	0.4018	0.2786	0.0257	0.4380	0.7127	0.3998	0.3180	0.1470	0.5208	0.2004	0.1052
68 SC	0.0164	0.0092	0.0873	0.1153	0.0005	0.0804	0.0	0.2096	0.0582	0.0297	0.1791	0.1302	0.0449
69 MD	0.0	0.0	0.0740	0.3058	0.0	0.0	0.0520	0.6019	0.1804	0.0657	1.0159	0.7517	0.5743
70 DE	0.0	0.0	0.0145	0.0582	0.0	0.0	0.0	0.2261	0.0453	0.0168	0.2164	0.1683	0.1639
71 NJ	0.0	0.0	0.0069	0.3982	0.0	0.0	0.0	0.7308	0.2050	0.0563	1.1895	0.4400	0.7242
72 DC	0.0	0.0	0.0155	0.0468	0.0	0.0082	0.0251	0.1087	0.0210	0.0096	0.1105	0.1248	0.0906
73 AR	0.0456	0.0700	0.0438	0.0592	0.0065	0.0364	0.0	0.0303	0.0338	0.0304	0.0354	0.0645	0.0636
74 LA	0.1672	0.1246	0.0857	0.0572	0.0081	0.1309	0.2495	0.0454	0.0214	0.0263	0.0672	0.0491	0.0156
75 MS	0.1277	0.1547	0.1024	0.0928	0.0158	0.1388	0.1694	0.0517	0.1118	0.0507	0.0385	0.0274	0.0727
76 MA	0.0	0.0	0.0	0.1101	0.0	0.0	0.0	1.0347	0.0118	0.0	1.0741	0.4591	0.4862
77 CT	0.0	0.0	0.0	0.1425	0.0	0.0	0.0	0.2968	0.0579	0.0	0.3329	0.2871	0.2499
78 RI	0.0	0.0	0.0	0.0074	0.0	0.0	0.0	0.0693	0.0008	0.0	0.0720	0.0308	0.0326
79 ME	0.0	0.0	0.0	0.0146	0.0	0.0060	0.0	0.2125	0.0	0.0	0.1995	0.0863	0.0579
80 VT	0.0022	0.0005	0.0021	0.0184	0.0	0.0191	0.0547	0.0650	0.0321	0.0019	0.0964	0.0510	0.0720

066/84-Mai-21

Ministère des Communications

TABLEAU 5.10 (suite)

MATRICE DES CONTRIBUTIONS SOURCE-RECEPTEUR HIVER 1980
DEPOT DE SO2 SEC
PENDANT LES PERIODES HUMIDES

	14 GP	15 MTL	16 NB	17 NE	18 ANT	19 TN	20 WNY	21 ENY	22 SNA	23 NNA	24 NDA	25 LAB
1 ABI	0.0630	0.1882	0.0993	0.0514	0.1256	0.0160	0.0047	0.0155	0.0261	0.1283	0.0047	0.2290
2 CQB	0.0372	0.0026	0.0104	0.0049	0.0407	0.0073	0.0003	0.0002	0.0002	0.0029	0.0004	0.1012
3 NQB	0.0079	0.0006	0.0009	0.0005	0.0331	0.0052	0.0000	0.0000	0.0000	0.0002	0.0	0.6903
10 NMN	0.3058	0.0361	0.0756	0.0475	0.3370	0.0709	0.0145	0.0056	0.0060	0.0415	0.0148	4.0531
11 SMN	0.0087	0.0037	0.0034	0.0018	0.0256	0.0022	0.0030	0.0009	0.0009	0.0023	0.0005	0.0979
12 NWO	0.0148	0.0120	0.0290	0.0100	0.0525	0.0078	0.0077	0.0011	0.0012	0.0080	0.0025	0.0933
13 NEO	0.3237	0.4079	0.4918	0.2039	0.5666	0.1155	0.2509	0.0807	0.0974	0.3137	0.3757	2.4539
14 SUD	4.3047	4.8834	4.0146	1.1481	7.8959	0.9830	2.7621	0.9706	1.0436	2.2593	3.2395	9.9331
15 SWO	2.7852	2.1452	1.7051	0.9935	2.9923	1.1694	24.2649	1.6091	1.3354	1.5754	0.2877	4.6759
16 SEO	0.4685	2.4654	0.3985	0.1694	0.9592	0.1598	0.0985	0.9178	0.7429	0.9035	0.0041	0.7709
17 SLV	5.3871	64.4517	13.3729	4.4462	10.7079	2.0068	0.5178	0.4997	2.3339	36.7500	0.0334	8.9337
18 NDA	3.5894	5.3608	3.3004	1.8028	5.8176	0.8961	1.6855	0.3312	0.5386	4.6035	92.5524	8.5631
19 GBY	61.1134	0.0335	4.5433	1.9392	15.2968	1.4265	0.0	0.0048	0.0237	0.1761	0.0	5.9920
20 NBK	0.4619	0.0984	37.1696	18.8624	3.4007	1.7795	0.0	0.0107	0.0635	0.2488	0.0	2.8489
21 NSP	0.4079	0.0078	0.2795	50.5656	1.2254	4.7765	0.0	0.0024	0.0195	0.0930	0.0	3.1047
22 NFL	0.2000	0.0	0.1375	0.1401	2.0140	74.0302	0.0	0.0	0.0	0.0058	0.0	0.9720
50 OHO	3.0844	3.7737	5.4658	2.0981	9.9154	1.4961	19.0431	2.1100	1.2519	3.7382	1.0821	5.7909
51 ILL	1.7894	1.1468	0.9505	0.5510	3.6965	0.6755	1.8401	0.2652	0.3396	0.7389	0.2964	4.1494
52 PEN	2.5313	3.8752	4.1958	2.4732	6.7800	1.3012	30.0687	4.4690	2.5922	4.0978	0.5992	7.1022
53 IND	2.2417	1.8226	2.2068	0.7434	3.4211	0.8439	1.9772	0.2689	0.4681	1.2519	0.1847	3.6443
54 KEN	0.8536	0.5545	0.9336	0.4949	2.0061	0.4101	2.2170	0.3702	0.3407	0.8787	0.2367	1.5601
55 MCH	1.4943	1.9952	1.5537	0.9245	3.3289	0.8711	5.0728	0.6443	0.6353	1.2286	0.2228	4.4928
56 TEN	0.3526	0.3131	0.5098	0.3573	0.6738	0.4683	0.8743	0.2671	0.2475	0.4705	0.2337	0.6139
57 MSU	0.8797	0.7624	0.9733	0.3164	1.3157	0.2243	0.7208	0.1071	0.1011	0.3786	0.0971	1.3987
58 WVR	0.6515	0.7372	0.9731	0.7237	1.6517	0.4081	3.2355	0.6830	0.8425	0.9623	0.0646	1.3791
59 NYK	2.2182	1.9647	6.7047	3.6748	5.7315	1.7566	2.2913	84.0179	26.1106	6.4888	0.0	3.9589
60 ALA	0.0853	0.1344	0.3714	0.1732	0.0837	0.0717	0.3322	0.0956	0.1168	0.2694	0.0606	0.1113
61 WI	0.7088	0.3862	0.3083	0.2161	1.6316	0.1868	0.7819	0.1174	0.1218	0.3166	0.2144	1.7881
62 IA	0.1954	0.1383	0.1661	0.0802	0.5209	0.0865	0.2560	0.0454	0.0460	0.1432	0.0871	0.7525
63 MIN	0.1627	0.0835	0.1100	0.0432	0.2907	0.0835	0.0614	0.0153	0.0176	0.0690	0.0349	0.9903
64 VA	0.2532	0.2230	0.2476	0.2334	0.3760	0.2805	0.1877	0.1588	0.2026	0.2843	0.0	0.5349
65 NC	0.1159	0.1203	0.1620	0.2892	0.2912	0.3508	0.2304	0.0955	0.1458	0.1456	0.0	0.4834
66 NH	0.2135	0.0831	1.1749	0.4925	0.7141	0.2064	0.0218	0.0688	4.0010	1.5304	0.0	0.5437
67 GA	0.0110	0.0858	0.1079	0.1328	0.0425	0.0829	0.1562	0.0308	0.0959	0.0821	0.0462	0.4654
68 SC	0.0343	0.0282	0.0316	0.0508	0.0546	0.0750	0.0723	0.0145	0.0164	0.0285	0.0	0.1835
69 MD	0.3571	0.3145	0.3504	0.2900	0.5130	0.2473	0.2026	0.3198	0.4088	0.4015	0.0	0.7203
70 DE	0.1093	0.0822	0.0831	0.0830	0.1821	0.0790	0.0522	0.0509	0.1088	0.1278	0.0	0.2115
71 NJ	0.6952	0.5112	0.8815	0.5356	1.3966	0.4764	0.2474	0.4031	1.3108	0.8877	0.0	1.1099
72 DC	0.0442	0.0483	0.0487	0.0440	0.0715	0.0322	0.0370	0.0415	0.0445	0.0508	0.0	0.0922
73 AR	0.0460	0.0313	0.0496	0.0150	0.0426	0.0246	0.0285	0.0047	0.0027	0.0305	0.0073	0.0
74 LA	0.0144	0.0170	0.0296	0.0163	0.0545	0.0074	0.0396	0.0110	0.0116	0.0193	0.0017	0.0490
75 MS	0.0210	0.0536	0.0625	0.0430	0.1003	0.0337	0.1256	0.0279	0.0189	0.0556	0.0151	0.0885
76 MA	0.6122	0.3353	2.3049	2.0124	1.9924	1.1122	0.0664	0.3251	45.5428	2.0316	0.0	2.3591
77 CT	0.3114	0.1874	0.5330	0.4193	0.5711	0.2608	0.1149	0.2584	4.9737	0.6790	0.0	0.6681
78 RI	0.0410	0.0225	0.1544	0.1348	0.1335	0.0745	0.0044	0.0218	3.0507	0.1361	0.0	0.1580
79 ME	0.3351	0.0256	2.5608	1.8830	0.8057	0.2925	0.0066	0.0134	0.0826	25.1127	0.0	0.9774
80 VT	0.0576	0.0457	0.1631	0.0676	0.1199	0.0278	0.0247	0.2278	0.5179	0.2517	0.0001	0.1100

056/84-Mai-21
Ministère des Communications

TABLEAU 5.11

MATRICE DES CONTRIBUTIONS SOURCE-RECEPTEUR HIVER 1980
DEPOT DE SO4 SEC
PENDANT LES PERIODES SECHES

	1 NEO	2 CEO	3 SWO	4 SEO	5 SUD	6 SBJ	7 PBL	8 NQB	9 OTT	10 ABI	11 NIT	12 CHI	13 LSJ
1 ABI	0.0112	0.0113	0.0031	0.0168	0.0081	0.0474	0.0342	0.0435	0.0429	0.1842	0.0468	0.0908	0.0986
2 CQB	0.0006	0.0005	0.0001	0.0007	0.0002	0.0062	0.0096	0.0149	0.0014	0.0026	0.0935	0.0337	0.0090
3 NQB	0.0000	0.0001	0.0000	0.0000	0.0001	0.0002	0.0005	0.1543	0.0001	0.0001	0.0132	0.0039	0.0012
10 NMN	1.6901	0.7042	0.0943	0.1121	0.0709	0.6934	3.4854	4.5275	0.1118	0.2806	1.6827	0.6003	0.2228
11 SMN	0.0656	0.0507	0.0181	0.0141	0.0074	0.0394	0.1012	0.1105	0.0096	0.0166	0.0416	0.0327	0.0174
12 NWO	0.1592	0.1567	0.0266	0.0176	0.0120	0.0886	0.1208	0.1358	0.0180	0.0609	0.0656	0.0456	0.0638
13 NEO	2.5472	6.9208	0.7904	0.9614	0.8977	0.9102	0.8956	1.2049	0.5180	1.1591	1.1143	1.1189	0.7925
14 SUD	4.1085	5.3275	3.5707	8.5374	52.4835	3.3637	3.2078	4.2744	8.6425	6.0601	4.3357	3.7381	4.8980
15 SWO	3.0065	2.0280	10.5904	4.4706	1.0824	2.4162	2.6514	3.7545	4.1566	3.2371	4.1975	4.2439	3.6366
16 SEO	0.1088	0.0339	0.0869	0.1407	0.0136	0.2144	0.2676	0.0794	0.1154	0.0946	0.1915	0.3973	0.3625
17 SLV	0.1967	0.0590	0.1782	0.5368	0.0275	0.7619	1.6320	1.7127	0.7563	0.3850	2.2723	2.4598	3.3346
18 NDA	2.3367	1.5740	0.4175	2.3833	0.5318	2.9467	2.2606	2.8189	3.5917	11.2782	2.5954	4.2921	4.4027
19 GBY	0.0232	0.0	0.0	0.0466	0.0	0.0957	0.0950	0.3984	0.1890	0.1143	0.1550	0.3348	0.2814
20 NBK	0.0	0.0	0.0	0.0	0.0	0.0	0.0	0.1771	0.0	0.0	0.0637	0.1363	0.6218
21 NSP	0.0	0.0	0.0	0.0	0.0	0.0	0.0	0.0	0.0	0.0	0.0	0.0405	0.4929
22 NFL	0.0	0.0	0.0	0.0	0.0	0.0	0.0	0.0663	0.0	0.0	0.0	0.0899	0.0426
50 OHO	20.4980	15.3543	16.5800	11.9516	8.6338	15.7810	20.5309	18.5309	10.2214	12.7160	17.4623	10.8588	11.7072
51 ILL	11.8802	11.6186	7.1788	7.5221	5.3493	10.3798	8.7603	4.4399	10.0633	8.6027	7.3413	11.1967	9.4563
52 PEN	6.6459	3.8961	7.3039	12.3572	5.0702	13.9255	4.9411	18.3769	12.0233	10.9638	12.6251	12.8814	11.4257
53 IND	11.8802	12.0215	8.1228	7.2502	4.1048	10.1026	8.1032	3.4846	7.2222	7.9066	7.7303	8.4124	9.2551
54 KEN	4.5936	4.2054	6.0224	4.9069	2.4325	5.7254	5.5094	0.5306	4.1599	5.1273	3.6670	3.8150	3.2362
55 MCH	9.7486	11.7260	11.4270	7.3745	3.9240	7.2181	12.7079	7.9913	7.7688	5.5795	6.7700	6.1104	5.8392
56 TEN	2.4365	2.3538	5.6129	4.3299	2.5963	3.4626	4.5503	0.3922	4.2311	3.5356	1.4668	2.4421	2.6109
57 MSU	3.2384	5.4654	4.3451	4.4342	3.6547	2.7948	1.4054	0.8544	4.6009	4.5200	2.1640	4.9290	5.2535
58 WVR	0.7314	0.7887	2.6739	5.5124	1.1990	6.2105	3.9070	5.1713	5.5470	5.1554	5.4306	4.9449	3.9283
59 NYK	0.0	0.0	0.2386	1.8548	0.0	0.7330	1.0792	2.7940	1.2639	0.5942	1.7446	2.1585	4.0262
60 ALA	1.4237	2.0941	2.6958	2.1467	1.9571	1.4667	2.4821	0.2195	1.9679	1.9327	0.5618	0.5436	1.0259
61 WI	5.9838	5.2514	3.3831	2.6459	2.3781	4.0576	3.9564	4.4289	2.9055	2.9775	3.9840	3.6838	3.0258
62 IA	2.4882	2.9247	1.3673	1.5052	1.0115	2.0240	1.7488	1.9250	1.5305	1.8358	1.6323	1.6999	1.5126
63 MIN	2.4731	2.2654	0.7791	0.8574	0.7462	1.9535	2.2576	2.9520	1.1363	0.8391	1.8835	1.3071	1.2041
64 VA	0.0	0.0	0.4063	0.8159	0.0	0.0	0.3769	1.1328	0.8811	0.6161	1.6205	1.5613	1.1523
65 NC	0.1571	0.1654	0.5574	1.0947	0.0	0.3606	0.5960	1.5508	1.1385	0.3926	0.7790	0.4452	0.6126
66 NH	0.0	0.0	0.0148	0.0676	0.0	0.0883	0.0	0.1315	0.0961	0.0174	0.2394	0.2164	0.2512
67 GA	0.3285	0.3978	2.5095	1.8584	0.3530	0.7955	0.9102	1.3651	2.2125	1.4296	1.5085	0.8059	0.6157
68 SC	0.1280	0.1434	0.5312	0.5602	0.0560	0.1053	0.0	0.4367	0.1066	0.1171	0.2807	0.2117	0.0969
69 MD	0.0	0.0	0.2734	0.7573	0.0	0.0	0.0718	0.9666	0.5930	0.4561	1.6635	1.4157	1.1322
70 DE	0.0	0.0	0.0405	0.1633	0.0	0.0	0.0	0.2549	0.1460	0.0996	0.3224	0.2760	0.2600
71 NJ	0.0	0.0	0.0459	0.7007	0.0	0.0	0.0	0.8626	0.5680	0.3182	0.7399	0.7401	1.1229
72 DC	0.0	0.0	0.0465	0.1176	0.0	0.0323	0.0322	0.1372	0.0868	0.0767	0.2202	0.2423	0.1593
73 AR	0.1672	0.3871	0.2661	0.2753	0.1367	0.1605	0.0	0.0364	0.1897	0.2743	0.0900	0.3311	0.2581
74 LA	0.4865	0.9152	0.9030	0.5090	0.5500	0.5260	0.7398	0.0873	0.2391	0.4059	0.1242	0.2584	0.1241
75 MS	0.4495	1.1549	0.8953	0.6423	0.7121	0.4641	0.5306	0.0892	0.7377	0.6284	0.0591	0.0322	0.4063
76 MA	0.0	0.0	0.0	0.2697	0.0	0.0	0.0	0.8632	0.0732	0.0	0.6211	0.4761	0.5453
77 CT	0.0	0.0	0.0	0.2029	0.0	0.0	0.0	0.3239	0.1031	0.0	0.1939	0.1156	0.1937
78 RI	0.0	0.0	0.0	0.0181	0.0	0.0	0.0	0.0578	0.0049	0.0	0.0416	0.0319	0.0365
79 ME	0.0	0.0	0.0	0.0403	0.0	0.0200	0.0	0.1056	0.0	0.0	0.1007	0.1424	0.1717
80 VT	0.0073	0.0041	0.0036	0.0193	0.0	0.0284	0.0415	0.0338	0.0284	0.0085	0.0635	0.0559	0.0761

066/84-Mai-21

Ministère des Communications

TABLEAU 5.11 (suite)

MATRICE DES CONTRIBUTIONS SOURCE-RECEPTEUR HIVER 1980
DEPOT DE SO4 SEC
PENDANT LES PERIODES SECHES

	14 GP	15 MTL	16 NB	17 NE	18 ANT	19 TN	20 WNY	21 ENY	22 SNA	23 NNA	24 NDA	25 LAB
1 ABI	0.0303	0.0601	0.0363	0.0277	0.0245	0.0100	0.0034	0.0161	0.0196	0.0421	0.0100	0.0399
2 CQB	0.0104	0.0014	0.0026	0.0022	0.0060	0.0038	0.0003	0.0004	0.0002	0.0011	0.0013	0.0137
3 NQB	0.0024	0.0004	0.0004	0.0003	0.0045	0.0024	0.0000	0.0000	0.0000	0.0001	0.0	0.0496
10 NMN	0.4107	0.0987	0.1073	0.1013	0.1744	0.1625	0.0376	0.0362	0.0298	0.0913	0.1014	1.9818
11 SMN	0.0137	0.0093	0.0052	0.0042	0.0178	0.0053	0.0057	0.0050	0.0039	0.0051	0.0054	0.0543
12 NWO	0.0140	0.0207	0.0273	0.0167	0.0212	0.0109	0.0119	0.0053	0.0043	0.0138	0.0156	0.0414
13 NEO	0.3394	0.6297	0.4452	0.3062	0.2445	0.1727	0.2430	0.2516	0.2427	0.4371	1.1641	0.8548
14 SUD	3.1291	4.1736	2.9524	1.5627	3.2145	1.3083	1.6922	1.7818	1.8147	2.4037	4.4504	4.1456
15 SWO	2.5933	2.7928	2.1094	1.9082	2.2463	2.2535	8.6473	3.1475	2.6387	2.4425	1.3047	3.5889
16 SEO	0.4033	0.6374	0.3120	0.2423	0.5166	0.3020	0.1140	0.6051	0.5248	0.5012	0.0406	0.3627
17 SLV	4.3012	12.2569	5.3578	3.5746	4.9892	3.5147	0.6491	1.0125	1.8673	8.9291	0.1920	3.8376
18 NDA	1.4022	2.4648	1.4275	1.1080	1.2163	0.5888	0.8467	0.4132	0.5146	2.0749	33.0216	1.7641
19 GBY	7.8101	0.1013	1.3208	1.1808	2.8207	1.5208	0.0	0.0476	0.1154	0.2267	0.0	1.7099
20 NBK	0.7698	0.2692	4.4871	5.4147	1.4685	2.1665	0.0	0.0668	0.2569	0.3088	0.0	1.5049
21 NSP	0.6964	0.0127	0.3394	7.9240	0.4757	3.4353	0.0	0.0173	0.1209	0.2447	0.0	0.9921
22 NFL	0.2184	0.0	0.1433	0.1295	0.5902	9.0062	0.0	0.0	0.0	0.0237	0.0	0.3123
50 OHO	12.2920	13.3765	14.5134	11.4169	11.3915	9.9852	20.3451	10.7531	8.6719	14.2786	12.3152	11.3154
51 ILL	7.6054	6.3341	4.1529	4.3234	8.7275	4.5048	5.9839	3.1628	4.1118	4.8501	4.5675	6.2734
52 PEN	10.0543	10.7031	11.0304	9.8799	11.7588	8.8624	15.2586	9.8434	9.5497	11.0537	12.8616	12.3755
53 IND	6.1188	7.0874	6.4929	5.4192	7.0927	6.9885	6.6942	3.5350	4.6243	5.7269	5.0281	6.1875
54 KEN	3.4511	3.6884	3.2105	3.0181	3.0384	2.8751	5.6314	3.4514	3.5760	3.7239	3.6429	2.1547
55 MCH	4.6790	6.2718	4.6075	5.0108	7.2870	5.0836	8.1731	4.4611	4.8520	5.4902	2.9530	9.1661
56 TEN	2.2776	3.0438	1.8258	2.4811	1.8350	3.4350	4.0597	2.7381	2.5498	2.6726	3.1592	0.6010
57 MSU	4.5622	4.2565	4.6816	2.8324	3.8468	2.0559	3.4748	1.7860	1.6914	2.9587	3.1677	3.2148
58 WVR	3.0891	3.5665	3.7956	3.7738	2.4296	2.6902	4.8869	3.3604	3.5777	3.9106	2.6260	3.0572
59 NYK	7.7042	4.1174	10.1188	9.1517	8.4563	9.5038	2.2518	38.7080	15.4559	7.6980	0.0	4.7153
60 ALA	0.5269	1.5499	1.5295	1.5544	0.2752	0.4595	1.6448	1.3040	1.5568	1.8115	1.8874	0.4115
61 WI	2.2273	2.3639	1.2765	1.5434	2.2876	1.3410	2.2068	1.6379	1.7324	2.1243	2.4732	3.6372
62 IA	0.9839	1.1697	0.8645	0.6819	1.1874	0.6305	1.3910	0.7835	0.7087	1.1119	1.7313	1.4291
63 MIN	0.8366	0.6862	0.5582	0.3405	0.7148	0.5239	0.3387	0.2719	0.2935	0.5125	0.8881	2.0425
64 VA	1.0478	0.8478	0.8681	0.9892	0.9251	1.2293	0.4591	0.8329	0.9035	0.8987	0.0	1.1473
65 NC	0.8354	1.0560	0.6813	1.2702	0.9036	1.6205	1.0019	1.0060	1.1456	0.8783	0.0	1.0340
66 NH	0.6172	0.1766	1.0058	0.8720	0.8259	0.8380	0.0357	0.1427	1.6403	0.7155	0.0	0.6210
67 GA	0.0743	1.2126	0.6553	1.0354	0.1292	0.4848	0.8624	0.6774	1.1974	0.8317	1.4099	1.3222
68 SC	0.1627	0.3019	0.1812	0.2584	0.1671	0.3474	0.4230	0.3153	0.3322	0.3190	0.0	0.4139
69 MD	1.6590	0.8885	0.8787	1.1879	1.0984	1.1959	0.4230	0.8356	1.1028	0.8531	0.0	1.2893
70 DE	0.4296	0.2113	0.2428	0.3502	0.3554	0.3159	0.1170	0.1498	0.2796	0.2756	0.0	0.3937
71 NJ	2.5651	1.0945	1.5107	1.7565	2.2648	2.3443	0.4420	0.7600	1.8773	1.2566	0.0	1.4378
72 DC	0.2212	0.1450	0.1388	0.1712	0.1687	0.1444	0.0634	0.1334	0.1469	0.1304	0.0	0.1901
73 AR	0.2981	0.2482	0.2205	0.1418	0.1431	0.2877	0.2034	0.0978	0.0569	0.2034	0.2092	0.0
74 LA	0.1514	0.2211	0.2169	0.1693	0.2393	0.0462	0.2914	0.1588	0.1885	0.1801	0.1390	0.1739
75 MS	0.1108	0.5793	0.3627	0.3683	0.1414	0.2081	0.6685	0.4980	0.3324	0.4689	0.6292	0.1318
76 MA	1.5000	0.7498	2.8029	3.6199	2.3623	4.7246	0.1859	0.6041	16.0336	1.9604	0.0	2.2188
77 CT	0.8195	0.3181	0.9164	0.9476	0.7352	1.3245	0.1627	0.3342	2.0779	0.6469	0.0	0.5944
78 RI	0.1005	0.0502	0.1878	0.2425	0.1582	0.3165	0.0125	0.0405	1.0740	0.1313	0.0	0.1486
79 ME	0.7158	0.0981	1.2286	1.5509	0.8814	1.0262	0.0281	0.0661	0.2186	4.4144	0.0	0.9208
80 VT	0.1386	0.0571	0.1698	0.1378	0.1413	0.1430	0.0288	0.1448	0.2869	0.1662	0.0046	0.1279

056/84-Mai-21
Ministère des Communications

TABLEAU 5.12

MATRICE DES CONTRIBUTIONS SOURCE-RECEPTEUR HIVER 1980
DEPOT DE SO4 SEC
PENDANT LES PERIODES HUMIDES

	1 NEO	2 CEO	3 SWO	4 SEO	5 SUD	6 SBJ	7 PBL	8 NQB	9 OTT	10 ABI	11 NIT	12 CHI	13 LSJ
1 ABI	0.0357	0.0289	0.0066	0.0470	0.0049	0.1698	0.1135	0.1300	0.1315	0.7863	0.1515	0.2882	0.3198
2 CQB	0.0020	0.0014	0.0003	0.0020	0.0001	0.0227	0.0377	0.0505	0.0040	0.0059	0.6048	0.1341	0.0305
3 NQB	0.0001	0.0003	0.0000	0.0001	0.0000	0.0009	0.0018	0.7888	0.0002	0.0002	0.0471	0.0127	0.0039
10 NMN	3.5647	1.1760	0.1312	0.1889	0.0274	1.4966	7.4129	9.1725	0.1980	0.3949	3.4880	1.1905	0.4193
11 SMN	0.1347	0.0857	0.0266	0.0241	0.0029	0.0819	0.2155	0.2180	0.0171	0.0230	0.0849	0.0626	0.0324
12 NWO	0.3448	0.2850	0.0400	0.0308	0.0048	0.1916	0.2617	0.2723	0.0329	0.0888	0.1385	0.0906	0.1246
13 NEO	6.7203	23.2065	1.2641	1.7640	0.4003	2.1482	2.0151	2.4783	0.9488	1.7552	2.3990	2.3664	1.5955
14 SUD	9.4927	12.9980	6.4386	21.9625	91.8751	8.0350	7.2755	8.8126	18.8092	10.8052	9.4562	8.0873	10.1991
15 SWO	4.8715	2.7853	32.3748	8.1603	0.3798	4.2600	4.3985	5.7313	8.2050	4.1303	6.7932	6.9355	6.0831
16 SEO	0.1722	0.0432	0.1062	0.2243	0.0040	0.3656	0.4609	0.1326	0.1677	0.1047	0.3254	0.6448	0.5851
17 SLV	0.3101	0.0708	0.2145	0.7556	0.0074	1.3457	2.8661	2.7246	1.0889	0.4512	3.8670	4.2197	6.4590
18 NDA	7.6640	4.2736	0.9239	6.7718	0.3199	10.4832	7.4885	8.3731	11.4406	39.8349	8.2626	13.6553	13.2504
19 GBY	0.0317	0.0	0.0	0.0518	0.0	0.1342	0.1351	0.5488	0.2211	0.1061	0.2161	0.4592	0.3681
20 NBK	0.0	0.0	0.0	0.0	0.0	0.0	0.0	0.2641	0.0	0.0	0.0881	0.1727	0.7910
21 NSP	0.0	0.0	0.0	0.0	0.0	0.0	0.0	0.0	0.0	0.0	0.0	0.0548	0.6204
22 NFL	0.0	0.0	0.0	0.0	0.0	0.0	0.0	0.0940	0.0	0.0	0.0	0.1305	0.0577
50 OHO	16.1981	9.9219	11.2614	9.1326	1.3282	12.9060	16.1621	13.7654	7.1825	7.0377	13.2779	8.1165	8.5844
51 ILL	9.1851	7.8647	4.6419	5.3692	0.8808	8.2141	6.7941	3.3223	7.5378	4.6566	5.6366	8.3202	6.9326
52 PEN	5.0194	2.3962	4.7789	9.5491	0.7237	11.3188	4.0541	13.6613	8.7158	5.9347	9.7493	9.6263	8.3355
53 IND	9.2984	7.8964	5.0388	5.0306	0.6260	8.0017	6.3165	2.6438	5.0128	4.1821	5.8521	6.1977	6.7415
54 KEN	3.5158	2.7092	3.4600	3.1897	0.3847	4.5669	4.3174	0.4141	2.7440	2.6832	2.7805	2.7822	2.2975
55 MCH	7.6038	8.4670	13.4488	6.5709	0.7142	6.0431	10.0367	5.9380	6.5767	3.1099	5.2175	4.7044	4.4876
56 TEN	1.8442	1.4779	3.1175	2.7871	0.3884	2.7644	3.5731	0.3043	2.8165	1.8594	1.1147	1.7764	1.8543
57 MSU	2.4788	3.4460	2.4781	2.9398	0.5320	2.1952	1.1218	0.6538	3.2624	2.3841	1.6767	3.6490	3.7914
58 WVR	0.5592	0.4932	1.6270	3.9719	0.1744	4.9663	3.1331	3.8459	4.0340	2.7588	4.1123	3.6496	2.8147
59 NYK	0.0	0.0	0.1612	1.3710	0.0	0.5863	0.9492	2.1295	0.8718	0.3135	1.5974	1.7006	3.0313
60 ALA	1.0708	1.3076	1.4771	1.3741	0.2813	1.1643	1.9371	0.1672	1.2970	1.0011	0.4255	0.3944	0.7238
61 WI	4.7055	3.7633	2.1989	1.7970	0.4159	3.2616	3.1270	3.2911	2.0232	1.6382	3.0624	2.7703	2.2253
62 IA	1.9322	1.9013	0.7762	0.9846	0.1501	1.6097	1.3787	1.4597	1.0325	0.9698	1.2732	1.2588	1.0844
63 MIN	1.9463	1.4433	0.4395	0.5586	0.1120	1.5950	1.8093	2.2073	0.7629	0.4434	1.4726	0.9709	0.8592
64 VA	0.0	0.0	0.2279	0.5536	0.0	0.0	0.2978	0.8660	0.5921	0.3216	1.2269	1.1613	0.8345
65 NC	0.1165	0.1004	0.3099	0.7141	0.0	0.3058	0.4770	1.1743	0.7912	0.2229	0.6035	0.3480	0.4411
66 NH	0.0	0.0	0.0094	0.0613	0.0	0.0709	0.0	0.1086	0.0860	0.0097	0.2028	0.1806	0.1904
67 GA	0.2429	0.2413	1.3772	1.1866	0.0551	0.6411	0.7302	1.0022	1.4538	0.7422	1.1426	0.5869	0.4312
68 SC	0.0947	0.0869	0.2919	0.3622	0.0077	0.0867	0.0	0.3255	0.0766	0.0640	0.2175	0.1603	0.0704
69 MD	0.0	0.0	0.1558	0.5154	0.0	0.0	0.0573	0.7267	0.4018	0.2399	1.2866	1.0618	0.8280
70 DE	0.0	0.0	0.0239	0.1096	0.0	0.0	0.0	0.1949	0.0991	0.0528	0.2505	0.2088	0.1935
71 NJ	0.0	0.0	0.0251	0.5042	0.0	0.0	0.0	0.6579	0.3897	0.1691	0.6327	0.5593	0.8375
72 DC	0.0	0.0	0.0272	0.0799	0.0	0.0253	0.0258	0.1043	0.0581	0.0401	0.1689	0.1814	0.1175
73 AR	0.1267	0.2425	0.1462	0.1784	0.0203	0.1253	0.0	0.0277	0.1255	0.1428	0.0684	0.2393	0.1828
74 LA	0.3712	0.5679	0.4861	0.3222	0.0774	0.4120	0.5739	0.0652	0.1548	0.2078	0.0955	0.1867	0.0861
75 MS	0.3409	0.7162	0.4850	0.4096	0.1015	0.3656	0.4109	0.0669	0.4856	0.3238	0.0458	0.0252	0.2849
76 MA	0.0	0.0	0.0	0.1838	0.0	0.0	0.0	0.6746	0.0483	0.0	0.5395	0.3779	0.4241
77 CT	0.0	0.0	0.0	0.1539	0.0	0.0	0.0	0.2481	0.0745	0.0	0.1681	0.1236	0.1636
78 RI	0.0	0.0	0.0	0.0123	0.0	0.0	0.0	0.0452	0.0032	0.0	0.0361	0.0253	0.0284
79 ME	0.0	0.0	0.0	0.0271	0.0	0.0158	0.0	0.0889	0.0	0.0	0.0905	0.1077	0.1230
80 VT	0.0055	0.0025	0.0024	0.0164	0.0	0.0231	0.0349	0.0282	0.0251	0.0046	0.0537	0.0440	0.0598

056/84-Mai-21
Ministère des Communications

TABLEAU 5.12 (suite)

MATRICE DES CONTRIBUTIONS SOURCE-RECEPTEUR HIVER 1980
DEPOT DE SO4 SEC
PENDANT LES PERIODES HUMIDES

	14 GP	15 MTL	16 NB	17 NE	18 ANT	19 TN	20 WNY	21 ENY	22 SNA	23 NNA	24 NDA	25 LAB
1 ABI	0.0759	0.1426	0.1025	0.0684	0.0782	0.0231	0.0084	0.0203	0.0318	0.1089	0.0077	0.1221
2 CQB	0.0298	0.0033	0.0082	0.0058	0.0211	0.0095	0.0008	0.0005	0.0003	0.0030	0.0010	0.0460
3 NQB	0.0068	0.0010	0.0011	0.0009	0.0158	0.0062	0.0000	0.0000	0.0000	0.0004	0.0	0.1834
10 NMN	0.6860	0.1306	0.1939	0.1599	0.3731	0.2428	0.0596	0.0274	0.0288	0.1400	0.0505	4.0436
11 SMN	0.0225	0.0124	0.0093	0.0065	0.0368	0.0079	0.0094	0.0039	0.0038	0.0078	0.0026	0.1093
12 NWO	0.0243	0.0288	0.0517	0.0271	0.0466	0.0173	0.0201	0.0042	0.0043	0.0217	0.0078	0.0854
13 NEO	0.5823	0.8856	0.8467	0.5037	0.5334	0.2718	0.4274	0.2053	0.2527	0.7053	0.6336	1.8082
14 SUD	5.5632	6.2583	5.7312	2.5974	7.0535	2.0849	3.1584	1.5420	1.9586	3.9819	3.1522	8.6102
15 SWO	3.5510	3.1804	3.0890	2.4419	3.7138	2.7616	18.7275	2.2362	2.2414	3.0777	0.5450	5.6409
16 SEO	0.5486	1.5946	0.4682	0.3132	0.8640	0.3664	0.1535	0.7428	0.6136	0.7333	0.0153	0.5827
17 SLV	6.0347	41.2440	9.0789	5.0117	8.5789	4.3354	0.8851	0.7027	2.0288	20.3585	0.0774	6.3143
18 NDA	3.6182	5.4190	3.9319	2.6854	3.8357	1.3467	2.1793	0.5070	0.8073	5.1274	84.2549	5.2588
19 GBY	27.9781	0.0906	2.2345	1.5166	4.8659	1.6733	0.0	0.0239	0.0765	0.2487	0.0	2.5031
20 NBK	0.8561	0.2424	15.1425	10.1700	2.1599	2.3500	0.0	0.0346	0.1726	0.3403	0.0	2.0692
21 NSP	0.7730	0.0120	0.4244	26.1964	0.7076	4.0191	0.0	0.0088	0.0789	0.2531	0.0	1.4298
22 NFL	0.2514	0.0	0.1814	0.1521	0.9115	35.9311	0.0	0.0	0.0	0.0238	0.0	0.4498
50 OHO	7.7804	7.1515	10.3486	7.0453	9.3717	5.8722	17.3097	3.5329	3.3738	8.6577	2.4250	8.6895
51 ILL	4.8024	3.2676	2.9025	2.6361	6.9718	2.6488	3.8536	0.9409	1.5526	2.8713	0.8662	4.8589
52 PEN	6.3659	5.9205	7.8688	6.1763	9.4911	5.2084	21.8298	4.4928	4.0397	6.8906	2.3790	9.5349
53 IND	3.9530	3.7524	4.6064	3.3115	5.6882	4.0831	4.2944	1.0471	1.7609	3.4393	0.9188	4.7742
54 KEN	2.1836	1.8848	2.2630	1.8551	2.4640	1.6877	3.7309	1.0443	1.3579	2.2444	0.6910	1.6752
55 MCH	2.9969	3.4024	3.2678	3.0931	5.8342	3.0026	5.9514	1.3920	1.8743	3.3008	0.5696	7.0287
56 TEN	1.4174	1.5347	1.2849	1.5182	1.4596	2.0137	2.5468	0.8226	0.9690	1.5897	0.6074	0.4758
57 MSU	2.8598	2.1948	3.2610	1.7198	3.0523	1.1974	2.1756	0.5236	0.6318	1.7405	0.5750	2.4564
58 WVR	1.9425	1.8551	2.6620	2.3325	1.9737	1.5826	3.6277	1.1121	1.4732	2.3622	0.4732	2.3386
59 NYK	4.9055	2.4123	7.5601	5.9132	6.8684	5.6278	1.9988	75.0824	21.3711	5.7153	0.0	3.6914
60 ALA	0.3285	0.7770	1.0714	0.9438	0.2176	0.2706	1.0282	0.3854	0.5860	1.0710	0.3433	0.3099
61 WI	1.4264	1.2132	0.8937	0.9438	1.8621	0.7871	1.4425	0.4835	0.6503	1.2566	0.4861	2.7896
62 IA	0.6175	0.5925	0.6009	0.4147	0.9493	0.3697	0.8659	0.2293	0.2654	0.6547	0.3217	1.0983
63 MIN	0.5247	0.3480	0.3883	0.2076	0.5703	0.3088	0.2107	0.0795	0.1096	0.3021	0.1628	1.5657
64 VA	0.6624	0.4499	0.6114	0.6164	0.7381	0.7337	0.3060	0.2720	0.3691	0.5518	0.0	0.8783
65 NC	0.5184	0.5342	0.4768	0.7903	0.7159	0.9654	0.6309	0.3017	0.4416	0.5214	0.0	0.7918
66 NH	0.3973	0.1031	0.8429	0.5900	0.6789	0.5018	0.0258	0.0676	3.3077	0.9467	0.0	0.4872
67 GA	0.0462	0.6042	0.4535	0.6314	0.1024	0.2862	0.5364	0.1966	0.4517	0.4857	0.2566	1.0038
68 SC	0.1023	0.1517	0.1256	0.1598	0.1324	0.2069	0.2625	0.0916	0.1234	0.1857	0.0	0.3164
69 MD	1.0440	0.4899	0.6286	0.7416	0.8802	0.7109	0.2897	0.3463	0.5068	0.5486	0.0	0.9927
70 DE	0.2721	0.1184	0.1724	0.2184	0.2857	0.1893	0.0791	0.0586	0.1306	0.1767	0.0	0.3028
71 NJ	1.6292	0.6377	1.1130	1.1098	1.8324	1.3937	0.3132	0.3843	1.1789	0.8812	0.0	1.1212
72 DC	0.1389	0.0792	0.0986	0.1071	0.1348	0.0861	0.0454	0.0503	0.0637	0.0817	0.0	0.1457
73 AR	0.1856	0.1260	0.1541	0.0860	0.1131	0.1664	0.1253	0.0284	0.0211	0.1203	0.0382	0.0
74 LA	0.0928	0.1105	0.1492	0.1024	0.1876	0.0272	0.1792	0.0468	0.0705	0.1054	0.0245	0.1311
75 MS	0.0694	0.2909	0.2513	0.2240	0.1151	0.1226	0.4166	0.1456	0.1240	0.2753	0.1133	0.1021
76 MA	0.9770	0.4325	2.1634	2.4428	1.9396	2.8235	0.1217	0.3087	37.7309	1.5863	0.0	1.7607
77 CT	0.5306	0.1984	0.6748	0.6190	0.6010	0.7861	0.1233	0.2293	4.1115	0.5266	0.0	0.4737
78 RI	0.0654	0.0290	0.1449	0.1636	0.1299	0.1891	0.0081	0.0207	2.5274	0.1063	0.0	0.1179
79 ME	0.4721	0.0520	1.3298	1.3382	0.7274	0.6191	0.0177	0.0219	0.1011	15.5052	0.0	0.7308
80 VT	0.0904	0.0404	0.1352	0.0912	0.1160	0.0848	0.0235	0.2024	0.4249	0.1675	0.0008	0.1002

066184-Mai-21
Ministère des Communications

TABLEAU 5.13

MATRICE DES CONTRIBUTIONS SOURCE-RECEPTEUR HIVER 1980
DEPOT DE SOUFRE SEC

	1 NEO	2 CEO	3 SWO	4 SEO	5 SUD	6 SBJ	7 PBL	8 NQB	9 OTT	10 ABI	11 NIT	12 CHI	13 LSJ
1 ABI	0.0231	0.0152	0.0028	0.0275	0.0043	0.1428	0.0896	0.0963	0.0935	0.6558	0.1219	0.2212	0.2612
2 CQB	0.0010	0.0006	0.0001	0.0008	0.0001	0.0165	0.0368	0.0444	0.0018	0.0034	0.6142	0.1268	0.0230
3 NQB	0.0001	0.0001	0.0000	0.0000	0.0000	0.0005	0.0010	0.9700	0.0001	0.0001	0.0402	0.0080	0.0023
10 NMN	2.1366	0.5115	0.0411	0.0681	0.0178	0.8343	4.6095	6.5117	0.0822	0.1991	2.2067	0.6549	0.1951
11 SMN	0.0703	0.0395	0.0109	0.0093	0.0022	0.0379	0.1344	0.1364	0.0073	0.0107	0.0499	0.0295	0.0144
12 NWO	0.2388	0.1908	0.0181	0.0134	0.0035	0.1080	0.1796	0.1838	0.0163	0.0538	0.0959	0.0504	0.0695
13 NEO	7.1800	21.1105	0.7734	0.9836	0.4677	1.8366	1.6858	1.9030	0.4698	1.2877	1.8573	1.8226	1.0511
14 SUD	8.4421	12.3334	4.9752	18.7959	87.0217	7.1285	6.3392	6.8584	15.8602	10.8555	7.8292	6.8502	7.8632
15 SWO	3.5985	2.0776	25.9137	7.3535	0.5036	3.8889	3.6134	4.0802	8.0056	4.2092	5.6984	6.5036	6.0225
16 SEO	0.1167	0.0222	0.0800	0.2022	0.0030	0.3137	0.4943	0.1721	0.1277	0.0795	0.3677	0.6372	0.5814
17 SLV	0.1858	0.0257	0.1388	0.4821	0.0036	1.1932	2.9550	2.5173	0.7070	0.3900	3.9481	4.4667	7.6939
18 NDA	5.5730	2.7601	0.4152	4.1432	0.2657	8.6728	5.8749	6.0659	8.5229	35.3729	6.2594	10.5695	8.8204
19 GBY	0.0267	0.0	0.0	0.0269	0.0	0.1037	0.1412	0.7145	0.1384	0.0819	0.2369	0.4987	0.3493
20 NBK	0.0	0.0	0.0	0.0	0.0	0.0	0.0	0.4328	0.0	0.0	0.0921	0.1121	0.6350
21 NSP	0.0	0.0	0.0	0.0	0.0	0.0	0.0	0.0	0.0	0.0	0.0	0.0558	0.4627
22 NFL	0.0	0.0	0.0	0.0	0.0	0.0	0.0	0.1368	0.0	0.0	0.0	0.1652	0.0623
50 OHO	19.9791	10.4642	14.4825	11.7071	2.3380	15.6385	17.3901	14.3954	8.0777	9.1656	12.8469	9.1750	9.9575
51 ILL	9.6348	9.8007	5.7778	6.3504	1.7476	7.1643	5.8182	3.8896	9.7709	5.5539	6.2456	8.8763	8.0242
52 PEN	3.8588	1.4752	6.0062	12.3554	0.7898	13.1637	6.0330	14.6130	10.6757	7.0801	11.5633	10.8963	9.3351
53 IND	10.8228	8.9972	6.0099	5.6165	1.0735	7.0677	5.8797	3.6778	5.3778	4.2640	5.2811	5.9732	7.4530
54 KEN	3.3045	2.8149	3.5153	2.6315	0.7199	4.4507	4.3737	0.7003	1.9190	2.4457	2.5672	2.3020	1.9178
55 MCH	8.6501	11.7148	16.8053	8.9828	1.5260	8.2111	11.3002	6.2523	9.4261	4.1494	6.0539	6.3779	6.2746
56 TEN	1.4610	1.2443	2.6830	2.0727	0.6211	2.7142	3.7269	0.4983	2.2317	1.7863	1.0641	1.4116	1.5615
57 MSU	2.3311	3.0289	2.4543	2.7866	0.7237	1.6960	1.4075	0.9793	3.7845	2.3703	2.0639	3.7283	3.8848
58 WVR	0.5153	0.3932	1.8895	4.7694	0.2351	5.0044	4.0826	4.1217	4.9749	3.0783	3.7202	3.6029	2.6664
59 NYK	0.0	0.0	0.2066	1.7016	0.0	0.5908	1.7001	3.0867	0.9111	0.3130	3.1253	2.5022	3.9825
60 ALA	0.7631	1.0263	1.1284	0.9516	0.3369	1.0586	1.8411	0.2410	0.8907	0.7901	0.3841	0.2987	0.5520
61 WI	5.6527	5.1638	2.7487	1.8890	0.8698	3.4624	3.5413	3.4738	2.2053	2.0907	3.4586	3.2789	2.6311
62 IA	2.1131	2.0687	0.7539	0.8547	0.2310	1.5163	1.5092	2.0157	0.9380	0.9774	1.6580	1.2938	1.0361
63 MIN	2.3514	1.3953	0.4151	0.4718	0.1819	1.9201	2.3426	2.5623	0.6648	0.4480	1.9565	1.0317	0.7690
64 VA	0.0	0.0	0.2085	0.5798	0.0	0.0	0.3359	1.2835	0.5194	0.2823	1.1106	1.2522	0.8825
65 NC	0.0664	0.0505	0.2695	0.6088	0.0	0.4347	0.6125	1.6003	0.8547	0.3114	0.7390	0.4993	0.4424
66 NH	0.0	0.0	0.0114	0.0840	0.0	0.0748	0.0	0.2178	0.1256	0.0126	0.3607	0.2982	0.2560
67 GA	0.1330	0.1197	1.0736	0.7976	0.1002	0.6983	0.9492	0.8623	0.9510	0.6062	1.0410	0.4717	0.2889
68 SC	0.0517	0.0424	0.2305	0.2840	0.0052	0.1096	0.0	0.3598	0.0922	0.0796	0.2677	0.1994	0.0771
69 MD	0.0	0.0	0.1537	0.5455	0.0	0.0	0.0719	0.9138	0.3779	0.2310	1.5507	1.2354	0.9442
70 DE	0.0	0.0	0.0264	0.1101	0.0	0.0	0.0	0.2899	0.0940	0.0548	0.3158	0.2588	0.2428
71 NJ	0.0	0.0	0.0190	0.6042	0.0	0.0	0.0	0.9579	0.3957	0.1793	1.1445	0.6850	1.0611
72 DC	0.0	0.0	0.0292	0.0840	0.0	0.0188	0.0335	0.1471	0.0492	0.0362	0.1852	0.2081	0.1410
73 AR	0.1014	0.1991	0.1155	0.1428	0.0311	0.0880	0.0	0.0400	0.0914	0.1210	0.0666	0.1700	0.1475
74 LA	0.3335	0.4055	0.2934	0.1874	0.0673	0.3036	0.4949	0.0750	0.0796	0.1345	0.1087	0.1309	0.0494
75 MS	0.2787	0.5071	0.3211	0.2704	0.1088	0.2956	0.3446	0.0812	0.3262	0.2341	0.0570	0.0360	0.1955
76 MA	0.0	0.0	0.0	0.1953	0.0	0.0	0.0	1.1479	0.0335	0.0	0.9990	0.5673	0.6106
77 CT	0.0	0.0	0.0	0.1962	0.0	0.0	0.0	0.3746	0.0905	0.0	0.3107	0.2307	0.2643
78 RI	0.0	0.0	0.0	0.0131	0.0	0.0	0.0	0.0769	0.0022	0.0	0.0669	0.0380	0.0409
79 ME	0.0	0.0	0.0	0.0274	0.0	0.0127	0.0	0.1845	0.0	0.0	0.1742	0.1332	0.1158
80 VT	0.0047	0.0017	0.0030	0.0221	0.0	0.0276	0.0568	0.0576	0.0364	0.0054	0.0953	0.0647	0.0880

066/84-Mai-21
Ministère des Communications

TABLEAU 5.13 (suite)

MATRICE DES CONTRIBUTIONS SOURCE-RECEPTEUR HIVER 1980
DEPOT DE SOUFRE SEC

	14 GP	15 MTL	16 NB	17 NE	18 ANT	19 TN	20 WNY	21 ENY	22 SNA	23 NNA	24 NDA	25 LAB
1 ABI	0.0425	0.1143	0.0556	0.0362	0.0484	0.0129	0.0032	0.0124	0.0191	0.0727	0.0070	0.0845
2 CQB	0.0202	0.0019	0.0050	0.0031	0.0138	0.0053	0.0002	0.0002	0.0001	0.0017	0.0007	0.0331
3 NQB	0.0044	0.0005	0.0005	0.0004	0.0109	0.0036	0.0000	0.0000	0.0000	0.0002	0.0	0.1828
10 NMN	0.3392	0.0543	0.0785	0.0624	0.2094	0.1031	0.0177	0.0099	0.0099	0.0533	0.0382	2.4636
11 SMN	0.0102	0.0054	0.0036	0.0025	0.0177	0.0033	0.0033	0.0015	0.0014	0.0030	0.0015	0.0623
12 NWO	0.0145	0.0153	0.0260	0.0120	0.0298	0.0095	0.0078	0.0017	0.0017	0.0094	0.0062	0.0547
13 NEO	0.3281	0.4976	0.4341	0.2363	0.3295	0.1441	0.2129	0.1093	0.1248	0.3417	0.7169	1.3179
14 SUD	3.8036	4.7497	3.2808	1.2836	4.4965	1.1751	1.9645	1.0727	1.1663	2.2261	4.5697	5.7003
15 SWO	2.9944	2.7010	1.9092	1.4294	2.4316	1.8195	15.5166	1.9957	1.7245	1.9994	0.6984	3.8382
16 SEO	0.4845	1.6700	0.3677	0.2145	0.6760	0.2436	0.0980	0.7488	0.6359	0.7505	0.0135	0.5156
17 SLV	5.3720	39.1727	9.3779	4.4362	7.0439	2.9302	0.5289	0.6208	2.0873	22.3110	0.0882	5.7030
18 NDA	2.2405	3.7094	1.9691	1.3347	2.3004	0.7337	0.9982	0.2836	0.4295	2.9299	76.0974	3.3659
19 GBY	32.9109	0.0627	3.0225	1.8629	7.4991	1.8543	0.0	0.0119	0.0466	0.2200	0.0	3.5082
20 NBK	0.6645	0.1773	17.9268	13.5566	2.3459	2.4391	0.0	0.0224	0.1162	0.3064	0.0	2.1313
21 NSP	0.5925	0.0115	0.3284	29.3546	0.8100	5.2962	0.0	0.0053	0.0420	0.1536	0.0	1.9021
22 NFL	0.2437	0.0	0.1521	0.1592	1.1886	42.5742	0.0	0.0	0.0	0.0113	0.0	0.5970
50 OHO	7.7354	8.7798	10.6322	6.0188	12.1319	5.1200	21.5031	4.6120	3.3653	8.6456	4.6220	9.2140
51 ILL	4.6279	3.2985	2.3419	1.8763	6.3648	2.3111	3.4725	0.8689	1.1930	2.2126	1.4629	5.8516
52 PEN	6.3391	8.0078	8.1208	6.1261	10.0988	4.4947	24.9999	6.7236	5.1648	8.0228	3.4657	10.7056
53 IND	4.6905	4.4320	4.5073	2.4467	5.5425	3.1924	3.8035	0.9236	1.4928	3.1573	1.1973	5.4263
54 KEN	2.1557	1.7442	2.0543	1.4983	2.8007	1.4356	3.7178	1.0778	1.1180	2.1364	1.1673	2.1062
55 MCH	3.3393	4.3821	3.1854	2.6472	5.5331	2.7993	6.8808	1.6270	1.7904	3.0654	1.0234	7.2924
56 TEN	1.1101	1.1787	1.1437	1.1493	1.2397	1.6742	1.9583	0.8140	0.8054	1.3158	1.0832	0.7030
57 MSU	2.4994	2.2042	2.5086	1.1451	2.5016	0.8890	1.6430	0.4118	0.4135	1.2302	0.6859	2.4001
58 WVR	1.7746	1.9902	2.2726	2.0347	2.2751	1.3882	4.2622	1.4688	1.7940	2.2934	0.5061	2.3269
59 NYK	5.2095	3.5685	9.9446	7.2506	7.9054	5.4478	2.4949	72.1835	24.4487	8.6629	0.0	4.9780
60 ALA	0.2631	0.5480	0.8902	0.6275	0.1679	0.2407	0.7672	0.3340	0.4293	0.8160	0.4187	0.2377
61 WI	1.5867	1.1674	0.7408	0.7043	2.1957	0.6616	1.3789	0.4146	0.4617	0.9578	0.9216	2.8979
62 IA	0.5476	0.4876	0.4440	0.2835	0.8823	0.3084	0.6182	0.1774	0.1810	0.4638	0.4857	1.1808
63 MIN	0.4605	0.2904	0.2906	0.1475	0.5101	0.2776	0.1494	0.0606	0.0720	0.2190	0.2189	1.6152
64 VA	0.6466	0.5364	0.5498	0.5943	0.6601	0.7870	0.3093	0.3518	0.4417	0.6004	0.0	0.8887
65 NC	0.3840	0.4317	0.3921	0.7493	0.5688	1.0093	0.4998	0.2948	0.4166	0.4190	0.0	0.8021
66 NH	0.4591	0.1520	1.3373	0.8267	0.8764	0.5583	0.0298	0.1009	3.3290	1.3826	0.0	0.6703
67 GA	0.0354	0.3844	0.3098	0.4509	0.0823	0.2668	0.3800	0.1349	0.3419	0.3010	0.3163	0.8806
68 SC	0.0934	0.1110	0.0884	0.1412	0.1060	0.2161	0.1808	0.0632	0.0732	0.1093	0.0	0.3120
69 MD	0.9633	0.6571	0.6630	0.7267	0.8440	0.7272	0.3099	0.5173	0.7057	0.7015	0.0	1.0992
70 DE	0.2723	0.1643	0.1692	0.2110	0.2868	0.2122	0.0826	0.0867	0.1838	0.2250	0.0	0.3289
71 NJ	1.6807	0.9379	1.3890	1.2061	2.0150	1.4127	0.3519	0.5684	1.7188	1.2842	0.0	1.4531
72 DC	0.1235	0.1038	0.0980	0.1076	0.1231	0.0914	0.0516	0.0735	0.0843	0.0971	0.0	0.1504
73 AR	0.1451	0.1070	0.1232	0.0556	0.0863	0.1091	0.0783	0.0200	0.0122	0.0920	0.0487	0.0
74 LA	0.0566	0.0733	0.0927	0.0632	0.1250	0.0246	0.1104	0.0396	0.0467	0.0682	0.0183	0.1027
75 MS	0.0602	0.2120	0.1757	0.1525	0.1354	0.1112	0.3003	0.1108	0.0791	0.1872	0.1196	0.1238
76 MA	1.2163	0.6278	3.0873	3.4031	2.4750	3.0733	0.1167	0.4558	36.2270	2.4756	0.0	2.6489
77 CT	0.6401	0.3092	0.8412	0.7899	0.7379	0.7849	0.1470	0.3136	4.1628	0.8228	0.0	0.7306
78 RI	0.0815	0.0421	0.2068	0.2280	0.1658	0.2059	0.0078	0.0305	2.4267	0.1658	0.0	0.1774
79 ME	0.6232	0.0618	2.2595	2.2331	0.9629	0.7378	0.0142	0.0288	0.1413	16.2187	0.0	1.0985
80 VT	0.1134	0.0658	0.2031	0.1213	0.1484	0.0841	0.0290	0.2154	0.4743	0.2610	0.0008	0.1367

066/84-Mai-21
Ministère des Communications

TABLEAU 5.14

MATRICE DES CONTRIBUTIONS SOURCE-RECEPTEUR HIVER 1980
DEPOT DE SO2 HUMIDE

	1 NEO	2 CEO	3 SWO	4 SEO	5 SUD	6 SBJ	7 PBL	8 NQB	9 OTT	10 ABI	11 NIT	12 CHI	13 LSJ
1 ABI	0.0530	0.0229	0.0039	0.0513	0.0059	0.4154	0.2561	0.2474	0.2012	1.1441	0.3363	0.5471	0.6798
2 CQB	0.0023	0.0009	0.0001	0.0012	0.0001	0.0457	0.1304	0.1400	0.0030	0.0043	2.2278	0.3910	0.0595
3 NQB	0.0001	0.0001	0.0000	0.0000	0.0000	0.0013	0.0024	4.0253	0.0001	0.0001	0.1234	0.0188	0.0049
10 NMN	3.0510	0.4430	0.0316	0.0590	0.0130	1.1760	7.3009	10.7608	0.0780	0.1386	3.3634	0.8367	0.2212
11 SMN	0.0913	0.0356	0.0100	0.0085	0.0018	0.0471	0.2132	0.2067	0.0070	0.0071	0.0724	0.0338	0.0159
12 NWO	0.3784	0.2257	0.0178	0.0132	0.0028	0.1532	0.3047	0.2935	0.0175	0.0426	0.1556	0.0649	0.0892
13 NEO	16.7123	39.1280	0.9580	1.1591	0.5327	3.5526	3.3030	3.3216	0.5040	1.1761	3.2653	2.9664	1.5219
14 SUD	16.2971	21.1971	7.6449	34.5858	93.1427	14.2221	12.7997	12.0762	26.2286	13.2538	14.4575	12.0016	12.8157
15 SWO	4.1580	1.8790	39.1633	10.0106	0.4614	5.5733	4.8440	4.6330	11.7325	3.6608	7.3788	8.6889	8.6133
16 SEO	0.1271	0.0151	0.0830	0.2590	0.0017	0.4257	0.8269	0.3162	0.1335	0.0521	0.6118	0.8887	0.8249
17 SLV	0.1912	0.0140	0.1297	0.4546	0.0015	1.7131	4.9233	3.6207	0.6678	0.2933	6.1940	6.8186	13.8792
18 NDA	13.9728	4.8371	0.6201	7.9921	0.3507	24.8810	16.7253	15.3270	19.1568	63.2127	16.4976	26.3062	19.6017
19 GBY	0.0273	0.0	0.0	0.0169	0.0	0.1035	0.1820	1.0290	0.0985	0.0432	0.3011	0.5893	0.3710
20 NBK	0.0	0.0	0.0	0.0	0.0	0.0	0.0	0.7674	0.0	0.0	0.1128	0.0909	0.5936
21 NSP	0.0	0.0	0.0	0.0	0.0	0.0	0.0	0.0	0.0	0.0	0.0	0.0625	0.4101
22 NFL	0.0	0.0	0.0	0.0	0.0	0.0	0.0	0.2166	0.0	0.0	0.0	0.2248	0.0738
50 OHO	13.8296	4.9325	10.9292	8.6449	1.0689	10.9672	10.7960	7.9859	4.7079	3.8001	6.8325	5.4188	6.1714
51 ILL	5.6291	5.6079	4.0737	4.1271	0.9434	3.6131	2.9146	2.4006	6.8407	2.0835	3.7798	4.9449	4.9657
52 PEN	1.6727	0.4098	4.3139	9.2851	0.2178	8.8310	5.2409	8.2865	6.9097	2.6567	7.4886	6.4418	5.5765
53 IND	7.0388	4.6248	3.9445	3.3795	0.4760	3.6067	3.1818	2.6880	2.9674	1.3555	2.6330	3.0111	4.3877
54 KEN	1.7312	1.3050	1.8695	1.1303	0.3566	2.4971	2.5637	0.6288	0.6837	0.6943	1.3077	1.0041	0.8546
55 MCH	5.4889	7.7800	18.3090	7.8987	0.9521	6.5365	7.3305	3.4937	7.9510	1.7709	3.8353	4.5780	4.8160
56 TEN	0.6508	0.4644	1.1877	0.8026	0.2538	1.5337	2.2465	0.4320	0.8965	0.5345	0.5592	0.5937	0.7018
57 MSU	1.2219	1.1797	1.2663	1.3868	0.2483	0.7639	1.0181	0.7716	2.2851	0.7337	1.3873	1.9890	2.1156
58 WVR	0.2649	0.1392	1.1925	3.1673	0.0800	2.9007	3.0723	2.3399	3.2488	1.0742	1.8592	1.8590	1.3430
59 NYK	0.0	0.0	0.1548	1.1885	0.0	0.3425	1.8578	2.3521	0.4880	0.0972	3.7017	1.9768	2.8356
60 ALA	0.3087	0.3575	0.4416	0.3439	0.1017	0.5556	1.0154	0.1827	0.3121	0.1954	0.1916	0.1202	0.2262
61 WI	3.7987	3.3821	1.9545	1.0568	0.5162	2.1149	2.3116	1.9451	1.2378	0.8464	2.1334	2.0318	1.6642
62 IA	1.2879	1.0093	0.3804	0.3873	0.0904	0.8226	0.9528	1.4621	0.4324	0.3067	1.1806	0.6945	0.5262
63 MIN	1.5909	0.5989	0.2031	0.2076	0.0756	1.3364	1.7510	1.5674	0.2936	0.1410	1.4229	0.5724	0.3666
64 VA	0.0	0.0	0.0984	0.3231	0.0	0.0	0.2184	1.0011	0.2311	0.0773	0.5551	0.7049	0.4963
65 NC	0.0220	0.0117	0.1205	0.2706	0.0	0.3651	0.4538	1.1455	0.4751	0.1409	0.4943	0.3830	0.2358
66 NH	0.0	0.0	0.0077	0.0749	0.0	0.0454	0.0	0.2403	0.1122	0.0052	0.3680	0.2745	0.1873
67 GA	0.0424	0.0274	0.4290	0.2800	0.0478	0.4380	0.7124	0.4010	0.3183	0.1549	0.5233	0.2004	0.1052
68 SC	0.0164	0.0095	0.0932	0.1159	0.0009	0.0804	0.0	0.2103	0.0582	0.0313	0.1799	0.1302	0.0449
69 MD	0.0	0.0	0.0790	0.3076	0.0	0.0	0.0520	0.6039	0.1806	0.0692	1.0207	0.7519	0.5745
70 DE	0.0	0.0	0.0155	0.0585	0.0	0.0	0.0	0.2268	0.0454	0.0177	0.2175	0.1683	0.1639
71 NJ	0.0	0.0	0.0073	0.4002	0.0	0.0	0.0	0.7332	0.2053	0.0593	1.1950	0.4401	0.7244
72 DC	0.0	0.0	0.0166	0.0470	0.0	0.0082	0.0251	0.1091	0.0211	0.0102	0.1110	0.1248	0.0907
73 AR	0.0457	0.0724	0.0467	0.0595	0.0121	0.0364	0.0	0.0304	0.0338	0.0320	0.0356	0.0646	0.0637
74 LA	0.1673	0.1290	0.0915	0.0575	0.0150	0.1309	0.2495	0.0455	0.0214	0.0277	0.0676	0.0491	0.0156
75 MS	0.1278	0.1602	0.1094	0.0933	0.0295	0.1388	0.1694	0.0519	0.1120	0.0534	0.0387	0.0274	0.0728
76 MA	0.0	0.0	0.0	0.1107	0.0	0.0	0.0	1.0381	0.0118	0.0	1.0789	0.4593	0.4864
77 CT	0.0	0.0	0.0	0.1433	0.0	0.0	0.0	0.2978	0.0580	0.0	0.3344	0.2869	0.2500
78 RI	0.0	0.0	0.0	0.0074	0.0	0.0	0.0	0.0695	0.0008	0.0	0.0723	0.0308	0.0326
79 ME	0.0	0.0	0.0	0.0147	0.0	0.0060	0.0	0.2132	0.0	0.0	0.2005	0.0864	0.0579
80 VT	0.0022	0.0005	0.0022	0.0185	0.0	0.0191	0.0547	0.0652	0.0321	0.0020	0.0969	0.0510	0.0720

066/84-Mai-21
Ministère des Communications

TABLEAU 5.14 (suite)

MATRICE DES CONTRIBUTIONS SOURCE-RECEPTEUR HIVER 1980
DEPOT DE SO2 HUMIDE

	14 GP	15 MTL	16 NB	17 NE	18 ANT	19 TN	20 WNY	21 ENY	22 SNA	23 NNA	24 NDA	25 LAB
1 ABI	0.0752	0.2244	0.1064	0.0586	0.1255	0.0217	0.0048	0.0242	0.0343	0.1429	0.0076	0.2289
2 CQB	0.0444	0.0031	0.0111	0.0056	0.0407	0.0099	0.0003	0.0003	0.0002	0.0033	0.0007	0.1012
3 NQB	0.0094	0.0008	0.0010	0.0006	0.0331	0.0070	0.0000	0.0000	0.0000	0.0003	0.0	0.6900
10 NMN	0.3651	0.0431	0.0810	0.0542	0.3371	0.0961	0.0146	0.0088	0.0079	0.0463	0.0238	4.0535
11 SMN	0.0104	0.0044	0.0036	0.0021	0.0256	0.0030	0.0030	0.0014	0.0012	0.0026	0.0008	0.0979
12 NWO	0.0177	0.0143	0.0311	0.0114	0.0525	0.0106	0.0078	0.0017	0.0016	0.0089	0.0040	0.0933
13 NEO	0.3865	0.4873	0.5272	0.2327	0.5666	0.1568	0.2527	0.1262	0.1279	0.3493	0.6033	2.4541
14 SUD	5.1403	5.8321	4.3017	1.3106	7.8959	1.3332	2.7820	1.5172	1.3701	2.5174	5.1455	9.9322
15 SWO	3.3249	2.5626	1.8264	1.1337	2.9923	1.5863	24.1525	2.5140	1.7532	1.7551	0.4621	4.6752
16 SEO	0.5593	2.6403	0.4271	0.1933	0.9594	0.2167	0.0992	1.3571	0.9670	1.0061	0.0066	0.7708
17 SLV	6.4310	57.8435	14.3348	5.0743	10.7073	2.7219	0.5215	0.7806	3.0499	39.3525	0.0537	8.9339
18 NDA	4.2863	6.4027	3.5369	2.0575	5.8204	1.2157	1.6978	0.5174	0.7071	5.1263	88.0946	8.5636
19 GBY	53.5720	0.0400	4.8433	2.2113	15.2830	1.9350	0.0	0.0075	0.0312	0.1962	0.0	5.9926
20 NBK	0.5513	0.1175	32.6937	20.8710	3.4028	2.4140	0.0	0.0166	0.0834	0.2773	0.0	2.8486
21 NSP	0.4872	0.0093	0.2995	44.2401	1.2256	6.4757	0.0	0.0037	0.0256	0.1036	0.0	3.1049
22 NFL	0.2387	0.0	0.1473	0.1600	2.0144	64.7753	0.0	0.0	0.0	0.0065	0.0	0.9721
50 OHO	3.6824	4.5086	5.8572	2.3947	9.9167	2.0298	19.1861	3.2969	1.6433	4.1638	1.7379	5.7906
51 ILL	2.1365	1.3699	1.0186	0.6288	3.6976	0.9165	1.8538	0.4144	0.4459	0.8233	0.4762	4.1514
52 PEN	3.0223	4.6287	4.4958	2.8236	6.7809	1.7653	29.8445	6.9745	3.4032	4.5646	0.9624	7.1025
53 IND	2.6769	2.1782	2.3652	0.8485	3.4210	1.1446	1.9920	0.4203	0.6146	1.3947	0.2967	3.6445
54 KEN	1.0191	0.6624	1.0007	0.5647	2.0066	0.5562	2.2331	0.5785	0.4472	0.9789	0.3804	1.5602
55 MCH	1.7842	2.3830	1.6653	1.0551	3.3291	1.1819	5.1094	1.0070	0.8342	1.3694	0.3580	4.4918
56 TEN	0.4210	0.3740	0.5464	0.4078	0.6740	0.6354	0.8811	0.4174	0.3249	0.5242	0.3753	0.6139
57 MSU	1.0503	0.9106	1.0432	0.3612	1.3163	0.3042	0.7261	0.1673	0.1327	0.4218	0.1559	1.3987
58 WVR	0.7779	0.8804	1.0429	0.8260	1.6526	0.5534	3.2590	1.0671	1.1063	1.0719	0.1038	1.3790
59 NYK	2.6481	2.3469	7.1838	4.1933	5.7323	2.3831	2.3065	75.1983	30.9799	7.2280	0.0	3.9590
60 ALA	0.1019	0.1605	0.3980	0.1976	0.0837	0.0972	0.3346	0.1494	0.1533	0.3001	0.0973	0.1113
61 WI	0.8462	0.4612	0.3304	0.2466	1.6315	0.2535	0.7876	0.1834	0.1598	0.3527	0.3444	1.7882
62 IA	0.2333	0.1652	0.1780	0.0915	0.5211	0.1174	0.2579	0.0709	0.0604	0.1595	0.1399	0.7525
63 MIN	0.1942	0.0997	0.1178	0.0493	0.2907	0.1132	0.0619	0.0239	0.0232	0.0769	0.0560	0.9901
64 VA	0.3023	0.2664	0.2654	0.2663	0.3761	0.3805	0.1891	0.2482	0.2661	0.3166	0.0	0.5349
65 NC	0.1383	0.1437	0.1737	0.3301	0.2912	0.4759	0.2321	0.1493	0.1914	0.1623	0.0	0.4834
66 NH	0.2549	0.0992	1.2591	0.5622	0.7144	0.2799	0.0219	0.1074	3.7684	1.6842	0.0	0.5436
67 GA	0.0132	0.1026	0.1156	0.1515	0.0425	0.1125	0.1574	0.0481	0.1259	0.0915	0.0742	0.4654
68 SC	0.0410	0.0336	0.0339	0.0580	0.0546	0.1017	0.0729	0.0227	0.0215	0.0317	0.0	0.1835
69 MD	0.4263	0.3758	0.3756	0.3310	0.5132	0.3354	0.2041	0.4994	0.5368	0.4475	0.0	0.7200
70 DE	0.1305	0.0982	0.0890	0.0947	0.1822	0.1072	0.0526	0.0795	0.1428	0.1424	0.0	0.2115
71 NJ	0.8301	0.6106	0.9445	0.6110	1.3969	0.6463	0.2491	0.6281	1.7164	0.9888	0.0	1.1096
72 DC	0.0528	0.0577	0.0522	0.0502	0.0715	0.0437	0.0373	0.0649	0.0584	0.0565	0.0	0.0922
73 AR	0.0549	0.0374	0.0531	0.0171	0.0426	0.0334	0.0287	0.0073	0.0035	0.0339	0.0118	0.0
74 LA	0.0171	0.0203	0.0318	0.0186	0.0545	0.0101	0.0399	0.0172	0.0152	0.0215	0.0027	0.0490
75 MS	0.0251	0.0640	0.0669	0.0491	0.1003	0.0457	0.1265	0.0436	0.0248	0.0620	0.0242	0.0885
76 MA	0.7309	0.4004	2.4707	2.2971	1.9929	1.5084	0.0669	0.5066	36.7103	2.2625	0.0	2.3591
77 CT	0.3717	0.2237	0.5713	0.4784	0.5713	0.3538	0.1158	0.3973	4.7636	0.7561	0.0	0.6682
78 RI	0.0490	0.0268	0.1655	0.1539	0.1335	0.1010	0.0045	0.0339	2.4591	0.1516	0.0	0.1580
79 ME	0.3999	0.0305	2.7423	2.1485	0.8059	0.3967	0.0067	0.0209	0.1084	18.1873	0.0	0.9773
80 VT	0.0687	0.0545	0.1747	0.0772	0.1199	0.0377	0.0249	0.2796	0.5978	0.2796	0.0001	0.1099

056/84-Mai-21
Ministère des Communications

TABLEAU 5.15

MATRICE DES CONTRIBUTIONS SOURCE-RECEPTEUR HIVER 1980
DEPOT DE SO4 HUMIDE

	1 NEO	2 CEO	3 SWO	4 SEO	5 SUD	6 SBJ	7 PBL	8 NQB	9 OTT	10 ABI	11 NIT	12 CHI	13 LSJ
1 ABI	0.0031	0.0294	0.0069	0.0471	0.0084	0.1702	0.1137	0.1301	0.1316	0.6983	0.1519	0.2886	0.3204
2 CQB	0.0002	0.0014	0.0003	0.0020	0.0002	0.0228	0.0377	0.0507	0.0040	0.0061	0.5083	0.1332	0.0305
3 NQB	0.0000	0.0003	0.0000	0.0001	0.0001	0.0009	0.0018	0.7359	0.0002	0.0002	0.0472	0.0127	0.0039
10 NMN	0.3107	1.1954	0.1369	0.1890	0.0468	1.4957	7.4077	9.1776	0.1977	0.4059	3.4905	1.1896	0.4189
11 SMN	0.0117	0.0871	0.0278	0.0241	0.0050	0.0818	0.2154	0.2181	0.0171	0.0236	0.0849	0.0626	0.0323
12 NWO	0.0301	0.2903	0.0418	0.0309	0.0081	0.1915	0.2618	0.2724	0.0329	0.0913	0.1386	0.0906	0.1245
13 NEO	0.5863	21.9488	1.3225	1.7675	0.6863	2.1510	2.0170	2.4801	0.9481	1.8067	2.4025	2.3683	1.5956
14 SUD	0.8289	13.1298	6.7398	21.7770	86.0859	8.0455	7.2863	8.8196	18.8297	11.1236	9.4712	8.0957	10.2077
15 SWO	0.4250	2.8366	29.3590	8.1831	0.6510	4.2655	4.3985	5.7327	8.2037	4.2553	6.7971	6.9377	6.0920
16 SEO	0.0150	0.0439	0.1111	0.2251	0.0068	0.3658	0.4618	0.1329	0.1677	0.1077	0.3262	0.6455	0.5859
17 SLV	0.0270	0.0720	0.2244	0.7572	0.0127	1.3467	2.8694	2.7266	1.0886	0.4645	3.8766	4.2260	6.4640
18 NDA	0.6693	4.3557	0.9661	6.7947	0.5479	10.5041	7.4967	8.3824	11.4353	38.2141	8.2808	13.6746	13.2624
19 GBY	0.0028	0.0	0.0	0.0519	0.0	0.1341	0.1352	0.5500	0.2209	0.1092	0.2165	0.4595	0.3685
20 NBK	0.0	0.0	0.0	0.0	0.0	0.0	0.0	0.2649	0.0	0.0	0.0883	0.1725	0.7905
21 NSP	0.0	0.0	0.0	0.0	0.0	0.0	0.0	0.0	0.0	0.0	0.0	0.0548	0.6204
22 NFL	0.0	0.0	0.0	0.0	0.0	0.0	0.0	0.0942	0.0	0.0	0.0	0.1307	0.0578
50 OHO	1.4129	10.0880	11.7889	9.1585	2.2745	12.9033	16.1555	13.7684	7.1765	7.2399	13.2839	8.1120	8.5836
51 ILL	0.8001	8.0078	4.8571	5.3816	1.5093	8.2054	6.7874	3.3234	7.5410	4.7914	5.6399	8.3145	6.9286
52 PEN	0.4371	2.4350	5.0026	9.5785	1.2376	11.3104	4.0560	13.6650	8.7190	6.1054	9.7561	9.6234	8.3294
53 IND	0.8108	8.0365	5.2718	5.0390	1.0716	7.9918	6.3115	2.6455	5.0095	4.2995	5.8535	6.1916	6.7348
54 KEN	0.3063	2.7563	3.6168	3.1932	0.6593	4.5636	4.3150	0.4147	2.7395	2.7586	2.7816	2.7790	2.2950
55 MCH	0.6633	8.6234	13.9669	6.5937	1.2247	6.0445	10.0407	5.9397	6.5841	3.2003	5.2210	4.7042	4.4869
56 TEN	0.1606	1.5026	3.2570	2.7882	0.6646	2.7625	3.5706	0.3047	2.8128	1.9106	1.1146	1.7739	1.8523
57 MSU	0.2160	3.5031	2.5908	2.9433	0.9104	2.1929	1.1216	0.6544	3.2630	2.4507	1.6786	3.6458	3.7877
58 WVR	0.0487	0.5014	1.7022	3.9818	0.2983	4.9661	3.1330	3.8478	4.0343	2.8365	4.1130	3.6465	2.8130
59 NYK	0.0	0.0	0.1686	1.3752	0.0	0.5860	0.9497	2.1313	0.8714	0.3223	1.6017	1.7012	3.0309
60 ALA	0.0932	1.3293	1.5425	1.3748	0.4810	1.1630	1.9357	0.1673	1.2949	1.0287	0.4255	0.3938	0.7229
61 WI	0.4103	3.8339	2.3010	1.8004	0.7128	3.2609	3.1260	3.2915	2.0224	1.6855	3.0644	2.7690	2.2244
62 IA	0.1684	1.9339	0.8114	0.9854	0.2568	1.6087	1.3780	1.4610	1.0317	0.9969	1.2747	1.2578	1.0833
63 MIN	0.1697	1.4685	0.4592	0.5595	0.1918	1.5954	1.8093	2.2081	0.7623	0.4558	1.4742	0.9703	0.8577
64 VA	0.0	0.0	0.2381	0.5543	0.0	0.0	0.2978	0.8666	0.5914	0.3305	1.2272	1.1605	0.8341
65 NC	0.0101	0.1020	0.3239	0.7149	0.0	0.3061	0.4770	1.1750	0.7908	0.2294	0.6037	0.3480	0.4409
66 NH	0.0	0.0	0.0098	0.0615	0.0	0.0709	0.0	0.1088	0.0862	0.0099	0.2033	0.1808	0.1904
67 GA	0.0211	0.2453	1.4386	1.1873	0.0943	0.6410	0.7298	1.0020	1.4518	0.7626	1.1430	0.5860	0.4305
68 SC	0.0082	0.0883	0.3048	0.3625	0.0132	0.0867	0.0	0.3255	0.0766	0.0658	0.2177	0.1602	0.0704
69 MD	0.0	0.0	0.1629	0.5165	0.0	0.0	0.0573	0.7275	0.4015	0.2466	1.2877	1.0612	0.8278
70 DE	0.0	0.0	0.0250	0.1098	0.0	0.0	0.0	0.1950	0.0990	0.0543	0.2508	0.2088	0.1935
71 NJ	0.0	0.0	0.0262	0.5056	0.0	0.0	0.0	0.6584	0.3894	0.1738	0.6343	0.5590	0.8376
72 DC	0.0	0.0	0.0284	0.0801	0.0	0.0253	0.0258	0.1044	0.0581	0.0412	0.1690	0.1813	0.1175
73 AR	0.0110	0.2466	0.1528	0.1785	0.0347	0.1251	0.0	0.0277	0.1254	0.1467	0.0685	0.2390	0.1826
74 LA	0.0323	0.5772	0.5075	0.3223	0.1323	0.4116	0.5736	0.0652	0.1545	0.2134	0.0956	0.1864	0.0859
75 MS	0.0297	0.7280	0.5064	0.4101	0.1735	0.3652	0.4107	0.0669	0.4848	0.3326	0.0459	0.0252	0.2845
76 MA	0.0	0.0	0.0	0.1842	0.0	0.0	0.0	0.6755	0.0482	0.0	0.5409	0.3781	0.4243
77 CT	0.0	0.0	0.0	0.1544	0.0	0.0	0.0	0.2483	0.0745	0.0	0.1685	0.1238	0.1638
78 RI	0.0	0.0	0.0	0.0123	0.0	0.0	0.0	0.0453	0.0032	0.0	0.0362	0.0253	0.0284
79 ME	0.0	0.0	0.0	0.0271	0.0	0.0157	0.0	0.0891	0.0	0.0	0.0907	0.1077	0.1228
80 VT	0.0005	0.0026	0.0025	0.0164	0.0	0.0231	0.0349	0.0282	0.0251	0.0047	0.0539	0.0441	0.0599

066/84-Mai-21
Ministère des Communications

TABLEAU 5.15 (suite)

MATRICE DES CONTRIBUTIONS SOURCE-RECEPTEUR HIVER 1980
DEPOT DE SO4 HUMIDE

	14 GP	15 MTL	16 NB	17 NE	18 ANT	19 TN	20 WNY	21 ENY	22 SNA	23 NNA	24 NDA	25 LAB
1 ABI	0.0815	0.1579	0.1051	0.0727	0.0782	0.0262	0.0084	0.0291	0.0390	0.1157	0.0114	0.1221
2 CQB	0.0321	0.0036	0.0084	0.0061	0.0211	0.0108	0.0008	0.0007	0.0003	0.0032	0.0015	0.0460
3 NQB	0.0073	0.0011	0.0011	0.0009	0.0159	0.0070	0.0000	0.0001	0.0000	0.0004	0.0	0.1838
10 NMN	0.7363	0.1444	0.1987	0.1698	0.3728	0.2753	0.0597	0.0391	0.0353	0.1483	0.0744	4.0425
11 SMN	0.0242	0.0137	0.0095	0.0069	0.0367	0.0090	0.0094	0.0055	0.0047	0.0083	0.0038	0.1092
12 NWO	0.0261	0.0319	0.0530	0.0288	0.0466	0.0196	0.0201	0.0059	0.0052	0.0230	0.0116	0.0854
13 NEO	0.6252	0.9799	0.8680	0.5352	0.5333	0.3083	0.4290	0.2940	0.3095	0.7477	0.9357	1.8087
14 SUD	5.9762	6.9349	5.8780	2.7597	7.0527	2.3661	3.1735	2.2108	2.4008	4.2249	4.6157	8.6091
15 SWO	3.8171	3.5229	3.1662	2.5945	3.7124	3.1355	18.6407	3.2076	2.7484	3.2643	0.8045	5.6393
16 SEO	0.5899	1.5983	0.4805	0.3329	0.8640	0.4157	0.1542	1.0140	0.7485	0.7798	0.0225	0.5830
17 SLV	6.4883	35.1179	9.3311	5.3344	8.5809	4.9217	0.8883	1.0080	2.4827	20.8791	0.1143	6.3180
18 NDA	3.8898	6.0072	4.0322	2.8545	3.8373	1.5285	2.1877	0.7268	0.9895	5.4440	76.8113	5.2590
19 GBY	22.6493	0.1002	2.2869	1.6157	4.8761	1.9021	0.0	0.0341	0.0937	0.2640	0.0	2.5074
20 NBK	0.9194	0.2684	12.9607	10.5420	2.1625	2.6704	0.0	0.0495	0.2116	0.3612	0.0	2.0707
21 NSP	0.8302	0.0133	0.4354	21.8225	0.7086	4.5727	0.0	0.0127	0.0965	0.2684	0.0	1.4324
22 NFL	0.2704	0.0	0.1861	0.1619	0.9134	27.2811	0.0	0.0	0.0	0.0252	0.0	0.4506
50 OHO	8.3527	7.9143	10.6117	7.4834	9.3746	6.6617	17.3988	5.0635	4.1320	9.1795	3.5796	8.6841
51 ILL	5.1554	3.6158	2.9746	2.7998	6.9679	3.0051	3.8657	1.3472	1.9010	3.0434	1.2773	4.8608
52 PEN	6.8345	6.5562	8.0700	6.5631	9.4879	5.9089	21.6711	6.4441	4.9547	7.3144	3.5074	9.5343
53 IND	4.2461	4.1529	4.7229	3.5173	5.6852	4.6314	4.3081	1.4988	2.1565	3.6461	1.3543	4.7732
54 KEN	2.3440	2.0846	2.3197	1.9705	2.4642	1.9145	3.7446	1.4952	1.6628	2.3795	1.0194	1.6754
55 MCH	3.2186	3.7669	3.3512	3.2862	5.8307	3.4069	5.9774	1.9940	2.2956	3.4998	0.8402	7.0252
56 TEN	1.5212	1.6966	1.3170	1.6126	1.4584	2.2844	2.5542	1.1775	1.1868	1.6862	0.8960	0.4761
57 MSU	3.0696	2.4281	3.3415	1.8262	3.0497	1.3584	2.1814	0.7490	0.7731	1.8457	0.8468	2.4555
58 WVR	2.0852	2.0531	2.7297	2.4780	1.9735	1.7953	3.6445	1.5943	1.8059	2.5059	0.6968	2.3381
59 NYK	5.2680	2.6728	7.7602	6.2893	6.8678	6.3866	2.0087	64.4018	23.8904	6.0738	0.0	3.6920
60 ALA	0.3525	0.8591	1.0980	1.0022	0.2174	0.3072	1.0310	0.5515	0.7169	1.1352	0.5058	0.3097
61 WI	1.5318	1.3421	0.9160	1.0024	1.8621	0.8929	1.4478	0.6921	0.7963	1.3319	0.7171	2.7883
62 IA	0.6629	0.6550	0.6157	0.4404	0.9489	0.4194	0.8682	0.3282	0.3248	0.6936	0.4744	1.0982
63 MIN	0.5632	0.3845	0.3979	0.2205	0.5700	0.3503	0.2113	0.1138	0.1342	0.3202	0.2399	1.5650
64 VA	0.7110	0.4980	0.6267	0.6551	0.7377	0.8328	0.3071	0.3897	0.4524	0.5857	0.0	0.8782
65 NC	0.5563	0.5906	0.4886	0.8398	0.7152	1.0954	0.6328	0.4319	0.5411	0.5527	0.0	0.7917
66 NH	0.4266	0.1143	0.8660	0.6278	0.6794	0.5697	0.0260	0.0970	2.9867	0.9964	0.0	0.4874
67 GA	0.0496	0.6677	0.4646	0.6705	0.1023	0.3249	0.5378	0.2813	0.5529	0.5147	0.3781	1.0029
68 SC	0.1098	0.1677	0.1287	0.1697	0.1323	0.2348	0.2631	0.1310	0.1510	0.1967	0.0	0.3162
69 MD	1.1202	0.5424	0.6445	0.7882	0.8799	0.8069	0.2909	0.4969	0.6219	0.5823	0.0	0.9926
70 DE	0.2921	0.1311	0.1767	0.2320	0.2855	0.2149	0.0794	0.0841	0.1603	0.1876	0.0	0.3027
71 NJ	1.7493	0.7067	1.1416	1.1803	1.8321	1.5813	0.3145	0.5505	1.4457	0.9365	0.0	1.1213
72 DC	0.1490	0.0877	0.1011	0.1138	0.1347	0.0978	0.0456	0.0722	0.0781	0.0867	0.0	0.1457
73 AR	0.1992	0.1393	0.1579	0.0913	0.1130	0.1887	0.1256	0.0407	0.0258	0.1275	0.0562	0.0
74 LA	0.0995	0.1221	0.1528	0.1087	0.1873	0.0309	0.1796	0.0670	0.0862	0.1117	0.0361	0.1310
75 MS	0.0745	0.3217	0.2575	0.2379	0.1151	0.1392	0.4176	0.2083	0.1517	0.2918	0.1669	0.1021
76 MA	1.0496	0.4792	2.2208	2.5995	1.9401	3.2045	0.1221	0.4422	29.5152	1.6866	0.0	1.7619
77 CT	0.5702	0.2198	0.6923	0.6584	0.6011	0.8922	0.1239	0.3247	3.7700	0.5600	0.0	0.4739
78 RI	0.0703	0.0321	0.1488	0.1741	0.1300	0.2147	0.0082	0.0296	1.9771	0.1130	0.0	0.1180
79 ME	0.5073	0.0576	1.3665	1.4258	0.7276	0.7028	0.0177	0.0313	0.1241	11.0799	0.0	0.7312
80 VT	0.0971	0.0448	0.1389	0.0971	0.1161	0.0963	0.0236	0.2324	0.4630	0.1779	0.0012	0.1003

056/84-Mai-21
Ministère des Communications

TABLEAU 5.16

MATRICE DES CONTRIBUTIONS SOURCE-RECEPTEUR HIVER 1980
DEPOT DE SOUFRE HUMIDE

	1 NEO	2 CEO	3 SWO	4 SEO	5 SUD	6 SBJ	7 PBL	8 NQB	9 OTT	10 ABI	11 NIT	12 CHI	13 LSJ
1 ABI	0.0003	0.0250	0.0048	0.0500	0.0066	0.2999	0.1798	0.1791	0.1775	1.0151	0.2390	0.4282	0.5252
2 CQB	0.0000	0.0011	0.0002	0.0014	0.0001	0.0349	0.0808	0.0880	0.0033	0.0048	1.3209	0.2723	0.0470
3 NQB	0.0000	0.0002	0.0000	0.0001	0.0000	0.0011	0.0021	2.1103	0.0001	0.0002	0.0832	0.0160	0.0045
10 NMN	0.0228	0.6854	0.0621	0.0999	0.0215	1.3265	7.3583	9.8391	0.1188	0.2159	3.4300	0.9991	0.3062
11 SMN	0.0008	0.0522	0.0152	0.0134	0.0026	0.0635	0.2144	0.2133	0.0105	0.0119	0.0790	0.0471	0.0230
12 NWO	0.0025	0.2464	0.0248	0.0187	0.0041	0.1713	0.2816	0.2812	0.0227	0.0567	0.1466	0.0767	0.1044
13 NEO	0.0844	33.5926	1.0638	1.3505	0.5713	2.8932	2.6131	2.8315	0.6551	1.3586	2.8112	2.6913	1.5537
14 SUD	0.0916	18.5944	7.3775	30.5559	91.3754	11.3136	9.8487	10.1802	23.7136	12.6390	11.8278	10.2023	11.6932
15 SWO	0.0311	2.1868	36.3181	9.4393	0.5089	4.9580	4.6055	5.2747	10.5303	3.8319	7.0723	7.8829	7.5287
16 SEO	0.0010	0.0244	0.0912	0.2483	0.0030	0.3974	0.6314	0.2095	0.1452	0.0682	0.4611	0.7767	0.7221
17 SLV	0.0017	0.0327	0.1572	0.5499	0.0043	1.5404	3.8235	3.1000	0.8116	0.3428	4.9702	5.6247	10.6910
18 NDA	0.0771	4.6832	0.7207	7.6113	0.4000	18.1095	11.7796	11.2847	16.5247	55.9765	12.1621	20.4923	16.8811
19 GBY	0.0002	0.0	0.0	0.0279	0.0	0.1179	0.1569	0.7502	0.1402	0.0623	0.2564	0.5296	0.3700
20 NBK	0.0	0.0	0.0	0.0	0.0	0.0	0.0	0.4749	0.0	0.0	0.0999	0.1285	0.6783
21 NSP	0.0	0.0	0.0	0.0	0.0	0.0	0.0	0.0	0.0	0.0	0.0	0.0589	0.5005
22 NFL	0.0	0.0	0.0	0.0	0.0	0.0	0.0	0.1453	0.0	0.0	0.0	0.1815	0.0669
50 OHO	0.1035	6.5942	11.1781	8.8052	1.3714	11.8766	13.6662	11.3493	5.5494	4.7965	10.2359	6.6593	7.2062
51 ILL	0.0503	6.3818	4.3025	4.5225	1.0851	5.7762	4.9906	2.9376	7.0780	2.8677	4.7618	6.4956	5.8098
52 PEN	0.0222	1.0620	4.5129	9.3771	0.4730	9.9988	4.6073	11.4201	7.5248	3.6544	8.6839	7.9078	6.7599
53 IND	0.0560	5.7265	4.3310	3.9024	0.6251	5.6735	4.8592	2.6631	3.6618	2.2073	4.3313	4.4748	5.3969
54 KEN	0.0177	1.7726	2.3767	1.7791	0.4324	3.4703	3.5007	0.5041	1.3840	1.2915	2.0854	1.8210	1.4738
55 MCH	0.0448	8.0516	17.0507	7.4879	1.0204	6.3043	8.7799	4.9175	7.4854	2.1838	4.5668	4.6362	4.6755
56 TEN	0.0083	0.7989	1.7884	1.4277	0.3567	2.1126	2.9553	0.3579	1.5493	0.9328	0.8524	1.1368	1.1964
57 MSU	0.0125	1.9288	1.6507	1.8765	0.4140	1.4370	1.0738	0.7033	2.6191	1.2307	1.5411	2.7516	2.8345
58 WVR	0.0028	0.2559	1.3404	3.4234	0.1346	3.8731	3.1055	3.2175	3.5158	1.5853	3.0486	2.6817	1.9740
59 NYK	0.0	0.0	0.1588	1.2472	0.0	0.4572	1.3715	2.2236	0.6186	0.1623	2.5937	1.8497	2.9197
60 ALA	0.0045	0.6706	0.7614	0.6684	0.1966	0.8415	1.5088	0.1737	0.6467	0.4365	0.3150	0.2462	0.4396
61 WI	0.0292	3.5276	2.0550	1.2906	0.5655	2.6542	2.7478	2.7286	1.5053	1.0893	2.6243	2.3710	1.9052
62 IA	0.0110	1.3070	0.5055	0.5757	0.1321	1.1931	1.1803	1.4618	0.6363	0.5065	1.2301	0.9537	0.7657
63 MIN	0.0122	0.8791	0.2774	0.3183	0.1047	1.4582	1.7824	1.9403	0.4532	0.2321	1.4498	0.7555	0.5777
64 VA	0.0	0.0	0.1390	0.3959	0.0	0.0	0.2609	0.9227	0.3538	0.1506	0.9099	0.9146	0.6414
65 NC	0.0005	0.0408	0.1796	0.4104	0.0	0.3374	0.4663	1.1627	0.5826	0.1665	0.5521	0.3669	0.3239
66 NH	0.0	0.0	0.0083	0.0707	0.0	0.0574	0.0	0.1637	0.1034	0.0066	0.2811	0.2314	0.1886
67 GA	0.0009	0.0976	0.7224	0.5658	0.0595	0.5337	0.7218	0.7510	0.7042	0.3308	0.8502	0.3780	0.2450
68 SC	0.0004	0.0349	0.1547	0.1935	0.0040	0.0834	0.0	0.2774	0.0645	0.0412	0.1999	0.1440	0.0559
69 MD	0.0	0.0	0.1033	0.3732	0.0	0.0	0.0548	0.6758	0.2559	0.1206	1.1615	0.8943	0.6833
70 DE	0.0	0.0	0.0183	0.0746	0.0	0.0	0.0	0.2083	0.0636	0.0283	0.2350	0.1870	0.1766
71 NJ	0.0	0.0	0.0128	0.4333	0.0	0.0	0.0	0.6897	0.2680	0.0924	0.8993	0.4948	0.7730
72 DC	0.0	0.0	0.0200	0.0574	0.0	0.0162	0.0255	0.1063	0.0337	0.0192	0.1416	0.1508	0.1022
73 AR	0.0006	0.1286	0.0775	0.0970	0.0178	0.0782	0.0	0.0288	0.0650	0.0652	0.0529	0.1449	0.1148
74 LA	0.0018	0.2735	0.2123	0.1408	0.0444	0.2631	0.4232	0.0570	0.0668	0.0815	0.0823	0.1123	0.0459
75 MS	0.0016	0.3432	0.2247	0.1930	0.0655	0.2455	0.2986	0.0607	0.2389	0.1342	0.0425	0.0264	0.1637
76 MA	0.0	0.0	0.0	0.1338	0.0	0.0	0.0	0.8271	0.0242	0.0	0.7948	0.4218	0.4597
77 CT	0.0	0.0	0.0	0.1468	0.0	0.0	0.0	0.2690	0.0636	0.0	0.2470	0.2119	0.2129
78 RI	0.0	0.0	0.0	0.0090	0.0	0.0	0.0	0.0554	0.0016	0.0	0.0532	0.0283	0.0308
79 ME	0.0	0.0	0.0	0.0186	0.0	0.0106	0.0	0.1410	0.0	0.0	0.1426	0.0962	0.0858
80 VT	0.0000	0.0012	0.0023	0.0179	0.0	0.0210	0.0441	0.0437	0.0297	0.0028	0.0742	0.0478	0.0668

065/84-Mai-21
Ministère des Communications

TABLEAU 5.16 (suite)

MATRICE DES CONTRIBUTIONS SOURCE-RECEPTEUR HIVER 1980
DEPOT DE SOUFRE HUMIDE

	14 GP	15 MTL	16 NB	17 NE	18 ANT	19 TN	20 WNY	21 ENY	22 SNA	23 NNA	24 NDA	25 LAB
1 ABI	0.0778	0.2033	0.1059	0.0638	0.0994	0.0236	0.0059	0.0256	0.0357	0.1335	0.0086	0.1661
2 CQB	0.0394	0.0032	0.0100	0.0058	0.0298	0.0102	0.0004	0.0004	0.0002	0.0032	0.0009	0.0687
3 NQB	0.0086	0.0009	0.0010	0.0007	0.0236	0.0070	0.0000	0.0000	0.0000	0.0003	0.0	0.3922
10 NMN	0.5148	0.0752	0.1297	0.0964	0.3569	0.1699	0.0281	0.0171	0.0157	0.0814	0.0363	4.0467
11 SMN	0.0160	0.0074	0.0061	0.0039	0.0317	0.0055	0.0050	0.0025	0.0022	0.0045	0.0016	0.1045
12 NWO	0.0211	0.0199	0.0402	0.0177	0.0492	0.0143	0.0115	0.0029	0.0026	0.0138	0.0058	0.0887
13 NEO	0.4828	0.6433	0.6680	0.3431	0.5482	0.2192	0.3055	0.1722	0.1799	0.4867	0.6856	2.0742
14 SUD	5.4761	6.1819	4.9561	1.8403	7.4339	1.7583	2.8993	1.7075	1.6647	3.1054	5.0149	9.1543
15 SWO	3.5227	2.8667	2.3820	1.6669	3.3910	2.2232	22.5045	2.7040	2.0380	2.2751	0.5469	5.2434
16 SEO	0.5717	2.3102	0.4492	0.2443	0.9064	0.2987	0.1157	1.2627	0.9045	0.9282	0.0105	0.6603
17 SLV	6.4529	50.6428	12.2607	5.1696	9.5323	3.6267	0.6312	0.8430	2.8880	32.9854	0.0687	7.3950
18 NDA	4.1248	6.2788	3.7418	2.3482	4.7227	1.3443	1.8446	0.5749	0.7879	5.2358	85.3019	6.6202
19 GBY	41.1012	0.0591	3.7843	1.9944	9.5250	1.9216	0.0	0.0148	0.0491	0.2196	0.0	3.9425
20 NBK	0.6998	0.1653	24.5224	17.1016	2.7160	2.5197	0.0	0.0257	0.1200	0.3062	0.0	2.3912
21 NSP	0.6257	0.0106	0.3558	36.0575	0.9397	5.6924	0.0	0.0062	0.0459	0.1604	0.0	2.1208
22 NFL	0.2515	0.0	0.1634	0.1607	1.4055	49.3472	0.0	0.0	0.0	0.0129	0.0	0.6653
50 OHO	5.5667	5.5865	7.8270	4.2515	9.6151	3.9352	18.6471	3.7813	2.3542	5.8931	2.1940	7.4925
51 ILL	3.3547	2.0818	1.8285	1.4212	5.5055	1.7756	2.4549	0.6704	0.8617	1.5880	0.6746	4.5698
52 PEN	4.5602	5.2389	5.9759	4.1883	8.2789	3.4701	27.4052	6.8284	3.8472	5.5114	1.5918	8.5308
53 IND	3.3098	2.8028	3.3414	1.8224	4.6741	2.5800	2.6848	0.7161	1.0554	2.1702	0.5584	4.3081
54 KEN	1.5539	1.1132	1.5468	1.0779	2.2590	1.1152	2.6847	0.8301	0.7949	1.4616	0.5385	1.6280
55 MCH	2.3627	2.8221	2.3632	1.8690	4.7123	2.0973	5.3694	1.2776	1.2520	2.1035	0.4773	5.9829
56 TEN	0.8649	0.7929	0.8656	0.8476	1.1075	1.3138	1.3813	0.6261	0.5713	0.9243	0.5042	0.5328
57 MSU	1.8648	1.3918	1.9956	0.8958	2.2752	0.7383	1.1612	0.3270	0.3158	0.9122	0.3270	2.0204
58 WVR	1.3053	1.2517	1.7413	1.4287	1.8303	1.0645	3.3743	1.2120	1.3060	1.5658	0.2505	1.9431
59 NYK	3.7053	2.4507	7.4227	4.9576	6.3607	4.0304	2.2174	72.2375	28.9554	6.8315	0.0	3.8015
60 ALA	0.2030	0.3818	0.6880	0.4912	0.1577	0.1836	0.5428	0.2598	0.3145	0.5879	0.1983	0.2280
61 WI	1.1228	0.7402	0.5730	0.5225	1.7589	0.5166	0.9848	0.3229	0.3417	0.6899	0.4366	2.3762
62 IA	0.4066	0.3204	0.3592	0.2189	0.7578	0.2418	0.4404	0.1415	0.1360	0.3435	0.2227	0.9562
63 MIN	0.3430	0.1900	0.2338	0.1118	0.4452	0.2107	0.1065	0.0485	0.0549	0.1607	0.1015	1.3283
64 VA	0.4672	0.3398	0.4150	0.4082	0.5760	0.5666	0.2244	0.2870	0.3193	0.4093	0.0	0.7368
65 NC	0.3070	0.2853	0.3041	0.5161	0.5258	0.7309	0.3518	0.2268	0.2913	0.2968	0.0	0.6646
66 NH	0.3243	0.1040	1.0962	0.5861	0.6950	0.3991	0.0231	0.1045	3.5448	1.4469	0.0	0.5105
67 GA	0.0278	0.2816	0.2601	0.3410	0.0756	0.1999	0.2711	0.1121	0.2480	0.2373	0.1494	0.7817
68 SC	0.0687	0.0761	0.0731	0.0988	0.0976	0.1565	0.1297	0.0524	0.0585	0.0886	0.0	0.2616
69 MD	0.7065	0.4285	0.4870	0.4978	0.7159	0.5296	0.2300	0.4987	0.5611	0.4938	0.0	0.8803
70 DE	0.1957	0.1087	0.1254	0.1449	0.2394	0.1515	0.0606	0.0808	0.1478	0.1580	0.0	0.2651
71 NJ	1.2008	0.6409	1.0260	0.8189	1.6374	1.0309	0.2687	0.6068	1.6396	0.9709	0.0	1.1164
72 DC	0.0916	0.0672	0.0724	0.0735	0.1064	0.0659	0.0398	0.0669	0.0641	0.0670	0.0	0.1237
73 AR	0.1131	0.0697	0.0965	0.0442	0.0815	0.0973	0.0577	0.0165	0.0099	0.0662	0.0228	0.0
74 LA	0.0504	0.0526	0.0819	0.0515	0.1280	0.0187	0.0817	0.0309	0.0355	0.0526	0.0110	0.0973
75 MS	0.0451	0.1457	0.1459	0.1180	0.1085	0.0842	0.2135	0.0888	0.0611	0.1411	0.0595	0.0965
76 MA	0.8593	0.4255	2.3666	2.4071	1.9638	2.2064	0.0834	0.4888	34.6511	2.0644	0.0	2.0081
77 CT	0.4517	0.2226	0.6215	0.5443	0.5877	0.5753	0.1182	0.3773	4.4793	0.6885	0.0	0.5539
78 RI	0.0576	0.0285	0.1585	0.1612	0.1315	0.1478	0.0056	0.0327	2.3211	0.1383	0.0	0.1345
79 ME	0.4433	0.0391	2.1719	1.8855	0.7626	0.5228	0.0100	0.0237	0.1129	15.7399	0.0	0.8327
80 VT	0.0802	0.0514	0.1599	0.0844	0.1178	0.0618	0.0245	0.2666	0.5593	0.2447	0.0004	0.1043

056184-Mai-21
Ministère des Communications

TABLEAU 5.17

MATRICE DES CONTRIBUTIONS SOURCE-RECEPTEUR PRINTEMPS 1980
CONCENTRATION DE SO2 SEC

	1 NEO	2 CEO	3 SWO	4 SEO	5 SUD	6 SBJ	7 PBL	8 NQB	9 OTT	10 ABI	11 NIT	12 CHI	13 LSJ
1 ABI	0.4870	0.0001	0.0092	0.0253	0.0122	0.3317	0.1942	0.1583	0.1483	1.0705	0.2605	0.3041	0.3375
2 CQB	0.0200	0.0000	0.0003	0.0012	0.0005	0.0461	0.1007	0.0687	0.0019	0.0048	0.5940	0.0700	0.0145
3 NQB	0.0017	0.0000	0.0000	0.0003	0.0	0.0025	0.0047	0.8658	0.0009	0.0005	0.0408	0.0089	0.0024
10 NMN	2.9875	0.0002	0.0246	0.0393	0.0055	1.0627	6.3818	17.9942	0.0599	0.1841	4.2914	0.6261	0.1942
11 SMN	0.4639	0.0000	0.0073	0.0043	0.0014	0.2360	0.3138	0.3051	0.0061	0.0285	0.2130	0.1569	0.0261
12 NWO	0.8613	0.0002	0.0229	0.0206	0.0055	0.2600	0.2928	0.2993	0.0147	0.0659	0.2346	0.1240	0.0694
13 NEO	11.2913	0.0213	0.4744	1.2117	0.6197	3.2138	2.7377	2.6265	1.2179	2.3512	3.2451	2.7735	2.0665
14 SUD	6.9165	0.0218	9.6910	20.8651	83.3476	11.3235	9.7421	7.2215	23.3777	13.8570	8.6910	7.1228	7.9228
15 SWO	0.6370	0.0017	27.1064	9.3383	0.7388	3.3152	3.5089	3.6529	4.5773	2.3763	3.9489	4.1770	2.9657
16 SEO	0.6214	0.0002	0.0940	0.5738	0.1548	0.4218	0.3593	0.3236	0.9503	0.3327	0.7320	0.7183	0.7801
17 SLV	6.1788	0.0025	0.2546	1.5506	0.8130	8.2880	5.0847	3.8858	5.2874	5.9069	5.4570	7.1715	13.1760
18 NDA	9.5421	0.0113	1.0316	5.7216	2.6723	17.8439	12.9294	8.5445	9.8097	35.3884	10.9501	13.4680	13.4142
19 GBY	0.9656	0.0001	0.0033	0.0063	0.0047	1.2749	2.3831	2.4697	0.0248	0.1429	3.9266	3.2189	2.2283
20 NBK	0.8270	0.0003	0.0216	0.1601	0.0833	0.4436	0.8000	2.4093	0.8853	0.2883	2.3221	1.5950	1.0460
21 NSP	0.2020	0.0000	0.0137	0.0793	0.0319	0.0816	0.6331	2.5873	0.2365	0.0474	2.0051	1.0889	0.3105
22 NFL	0.1970	0.0000	0.0007	0.0	0.0	0.1533	0.4481	1.3696	0.0	0.0220	0.6650	0.3222	0.1086
50 OHO	2.6656	0.0027	13.4860	12.0724	1.0568	6.4993	9.4921	9.8896	8.0830	6.2367	8.2008	10.4530	8.5117
51 ILL	4.2950	0.0044	5.4596	3.7410	1.5629	6.0188	6.3286	2.4656	3.4373	2.7153	1.8030	2.3908	1.9474
52 PEN	4.5285	0.0029	4.1334	11.9042	1.7705	3.5061	5.3128	7.1995	7.9431	4.6243	10.9998	9.6131	9.5911
53 IND	2.5812	0.0029	5.5090	3.5045	1.3497	7.2760	7.5328	2.8887	3.2321	3.3572	1.8185	2.5175	2.3498
54 KEN	1.7322	0.0014	3.1694	2.4901	0.2426	2.6567	3.3509	3.6228	4.1559	1.8113	1.4365	1.4021	1.3414
55 MCH	2.2956	0.0046	17.4394	6.2212	1.6655	4.9918	5.6762	4.2445	4.3062	2.8540	4.2712	4.0039	3.2441
56 TEN	0.7048	0.0013	1.7527	2.0822	0.2534	0.6991	1.0614	1.1766	2.9671	1.1507	1.7567	0.9626	0.7161
57 MSU	6.6823	0.0018	1.0507	0.7973	0.3122	3.5347	1.9382	1.6382	1.4795	1.3479	1.7704	1.4764	0.8018
58 WVR	1.5868	0.0013	2.0811	3.0731	0.3202	1.7357	1.4561	0.8567	3.5421	1.6625	2.8978	3.0035	3.4534
59 NYK	4.4992	0.0006	1.0429	3.7043	0.2835	5.3029	3.9454	3.9579	1.9833	3.1290	5.2517	8.8023	8.9613
60 ALA	0.0	0.0006	0.8282	0.7273	0.2093	0.0843	0.0	0.0742	0.5488	0.2034	0.3550	0.1097	0.1763
61 WI	9.9050	0.0032	1.1196	1.4643	0.7889	2.3034	1.6871	1.0754	1.6485	1.2267	0.9215	1.5081	1.3105
62 IA	3.2791	0.0012	0.3900	0.5235	0.3001	0.4584	0.5154	0.3937	0.6183	0.4483	0.3203	0.2563	0.4771
63 MIN	2.6661	0.0009	0.3284	0.4593	0.1392	0.3884	0.2836	0.6891	0.4759	0.4515	0.6008	0.4810	0.3990
64 VA	1.2730	0.0006	0.3497	1.1315	0.2353	0.4845	0.3980	0.6260	1.4466	0.8896	0.6521	1.0908	0.9534
65 NC	1.2132	0.0006	0.6013	1.3301	0.2468	0.6779	0.1760	0.0	1.7222	1.1932	1.2242	0.9373	0.9807
66 NH	0.5476	0.0002	0.0411	0.3739	0.1210	0.6203	0.4088	0.3800	0.5496	0.1714	0.7240	0.4870	0.9673
67 GA	0.2665	0.0008	0.5521	0.9684	0.1474	0.0744	0.0	0.0	0.5832	0.6491	0.1912	0.2765	0.3143
68 SC	0.3555	0.0003	0.3280	0.3838	0.1018	0.0436	0.0743	0.0	0.5024	0.2734	0.1388	0.2267	0.1693
69 MD	1.4403	0.0002	0.2544	0.8807	0.0416	0.4329	0.4105	0.4565	1.4610	1.1819	1.0424	1.0433	0.9458
70 DE	0.3566	0.0000	0.0689	0.2364	0.0076	0.1528	0.1460	0.1399	0.4067	0.2964	0.2428	0.3139	0.2922
71 NJ	1.6323	0.0001	0.3127	0.6332	0.0439	1.0437	0.5426	0.6239	1.1436	0.8119	1.2203	1.6688	1.5978
72 DC	0.2446	0.0000	0.0466	0.1653	0.0182	0.0742	0.0655	0.0803	0.2014	0.1635	0.1820	0.1547	0.1391
73 AR	0.2442	0.0001	0.0755	0.0424	0.0287	0.0724	0.1034	0.0642	0.0172	0.0514	0.0926	0.0951	0.0786
74 LA	0.0682	0.0001	0.1425	0.0556	0.0143	0.0	0.0	0.0	0.0	0.0	0.0787	0.0462	0.0648
75 MS	0.0	0.0002	0.1980	0.0929	0.0277	0.0259	0.0	0.0530	0.0479	0.0099	0.1449	0.0834	0.0373
76 MA	1.4344	0.0002	0.3147	0.8141	0.0810	1.3872	1.9410	1.4463	0.2236	0.5183	2.5726	1.8378	3.4530
77 CT	0.6358	0.0001	0.1232	0.2874	0.0365	0.5423	0.4054	0.4301	0.1341	0.2395	0.6234	0.8863	1.0570
78 RI	0.0961	0.0000	0.0211	0.0545	0.0054	0.0929	0.1300	0.0969	0.0150	0.0347	0.1723	0.1231	0.2313
79 ME	0.4557	0.0002	0.0141	0.1145	0.0628	0.3855	0.6412	0.5681	0.4542	0.1839	0.6171	0.6541	0.5630
80 VT	0.1149	0.0000	0.0105	0.0735	0.0340	0.1352	0.0628	0.0806	0.0724	0.0466	0.0998	0.1488	0.2119

066/84-Mai-21
Ministère des Communications

TABLEAU 5.17 (suite)

MATRICE DES CONTRIBUTIONS SOURCE-RECEPTEUR PRINTEMPS 1980
CONCENTRATION DE SO2 SEC

	14 GP	15 MTL	16 NB	17 NE	18 ANT	19 TN	20 WNY	21 ENY	22 SNA	23 NNA	24 NDA	25 LAB
1 ABI	0.1156	0.1375	0.0617	0.0215	0.1617	0.0469	0.0113	0.0208	0.0220	0.0526	0.0857	0.1747
2 CQB	0.0212	0.0029	0.0021	0.0010	0.0308	0.0054	0.0002	0.0007	0.0001	0.0011	0.0009	0.0572
3 NQB	0.0025	0.0008	0.0003	0.0002	0.0028	0.0007	0.0002	0.0002	0.0000	0.0002	0.0000	0.1453
10 NMN	0.3263	0.0576	0.0478	0.0377	0.0632	0.0462	0.0143	0.0127	0.0115	0.0451	0.0153	4.8554
11 SMN	0.0341	0.0060	0.0064	0.0039	0.0712	0.0100	0.0025	0.0012	0.0005	0.0043	0.0027	0.0837
12 NWO	0.0406	0.0244	0.0219	0.0070	0.0495	0.0094	0.0075	0.0052	0.0041	0.0160	0.0150	0.1725
13 NEO	1.2217	0.6594	0.5910	0.2759	2.4213	0.2763	0.1828	0.2253	0.1759	0.4384	0.9432	2.1985
14 SUD	4.7383	5.6548	3.1528	1.4897	4.5352	1.4259	2.6310	2.1436	1.6941	3.7922	3.7814	8.9076
15 SWO	2.1026	3.8876	2.9653	1.6600	1.2816	0.9640	15.6104	4.8854	2.0968	3.6767	0.1548	3.7658
16 SEO	0.3251	2.5690	0.4471	0.2710	0.6256	0.1637	0.1040	0.9693	0.5568	0.6258	0.0528	0.6047
17 SLV	7.0863	30.7538	8.8773	4.0220	11.7433	2.0584	0.2275	0.8733	2.1483	13.4375	0.7599	10.1090
18 NDA	4.7364	4.3046	3.2467	1.5410	7.1818	1.6086	1.2569	0.5494	0.6008	2.4263	87.1006	9.9781
19 GBY	33.5793	0.1558	2.5526	0.9216	10.1463	3.9331	0.0	0.0210	0.0378	0.4351	0.0351	4.6165
20 NBK	2.1276	0.6516	29.8268	12.1772	9.7688	3.5975	0.0594	0.3431	0.8602	3.4683	0.1005	5.3729
21 NSP	1.8043	0.1744	2.1625	34.8032	5.9126	6.4270	0.0375	0.0926	0.2056	0.6986	0.0	6.1808
22 NFL	0.4749	0.0129	0.4089	0.6567	2.0153	57.1935	0.0	0.0040	0.0122	0.0771	0.0040	4.3455
50 OHO	4.0574	8.0957	5.8326	5.5724	3.8631	3.2464	19.8230	9.0668	7.6965	5.7848	1.3519	5.3681
51 ILL	0.9507	1.9720	1.6069	1.4234	2.2243	0.8235	4.1516	1.3933	1.3518	1.6761	0.8438	1.5869
52 PEN	5.5121	9.1055	7.8997	5.8119	5.5552	1.9650	19.8969	14.2397	10.4267	8.7833	0.4758	6.8045
53 IND	0.8084	1.6327	0.7072	1.1288	1.3324	0.7562	5.5175	2.6195	2.1541	1.4009	0.8332	0.9380
54 KEN	1.0074	1.6254	1.5197	1.4772	1.3726	0.5112	2.4159	0.9801	1.2257	1.5632	0.0706	1.0377
55 MCH	1.8757	3.0632	2.8210	1.4001	1.9610	0.3913	7.2796	2.6555	1.4554	3.1261	1.0066	2.2143
56 TEN	0.5481	1.3651	1.3131	1.2964	0.9494	0.5315	1.6953	0.8442	0.7534	1.3859	0.0581	0.5696
57 MSU	0.4683	0.6461	0.4110	0.3479	1.3281	0.0933	1.1102	0.3654	0.3269	0.4484	0.4052	0.2921
58 WVR	1.7929	3.1554	2.2823	1.8675	1.5638	0.9703	4.0914	2.8079	2.1873	1.9275	0.2343	1.7609
59 NYK	9.4809	8.7403	5.2758	5.2501	4.7037	3.9236	4.1837	44.8105	18.6821	11.2396	0.1456	6.0079
60 ALA	0.2456	0.4670	0.6822	0.6958	0.4300	0.1949	1.2623	0.6921	0.4783	0.7976	0.0158	0.3559
61 WI	0.8053	0.8497	0.6372	0.4303	0.4537	0.0518	0.9584	0.4667	0.5239	0.8241	0.2442	0.4795
62 IA	0.2090	0.3880	0.3927	0.1253	0.0867	0.0347	0.3105	0.1695	0.1204	0.2569	0.0401	0.1771
63 MIN	0.1605	0.2687	0.1458	0.0650	0.1650	0.0853	0.1348	0.0926	0.0775	0.2198	0.1148	0.4078
64 VA	0.5550	0.9326	0.9682	1.2566	1.0170	0.7380	1.0061	0.8689	0.9049	1.2363	0.0935	0.8579
65 NC	0.5441	0.9628	0.6575	1.6221	0.3424	0.7729	1.2879	0.7996	0.9842	0.8208	0.1683	0.3767
66 NH	0.8856	0.6515	0.9128	0.8117	1.5097	0.4099	0.1319	0.2339	3.7535	2.3887	0.0102	0.8398
67 GA	0.3722	0.3283	0.6091	1.0225	0.6896	0.8531	1.0548	0.7534	0.7059	0.5990	0.2365	0.2205
68 SC	0.1472	0.3568	0.1977	0.4382	0.3083	0.3832	0.3183	0.3264	0.3129	0.2553	0.0887	0.1587
69 MD	0.9672	1.2413	1.2975	1.1666	0.6561	0.4480	0.7217	1.1347	1.2079	1.2507	0.2335	0.8493
70 DE	0.2132	0.3123	0.3242	0.4661	0.2723	0.2818	0.1798	0.2815	0.2744	0.3253	0.0379	0.2181
71 NJ	2.0122	1.8296	1.8661	1.6355	1.4412	1.1174	0.8146	1.4169	2.6030	1.7962	0.0598	1.2998
72 DC	0.1030	0.1656	0.1729	0.1871	0.1362	0.0797	0.1371	0.1418	0.1930	0.1744	0.0442	0.1332
73 AR	0.0308	0.0359	0.0211	0.0223	0.0	0.0089	0.1069	0.0527	0.0475	0.0424	0.0149	0.0
74 LA	0.0779	0.0431	0.0481	0.0635	0.0427	0.0	0.0777	0.0797	0.0815	0.0542	0.0	0.0504
75 MS	0.0555	0.0769	0.1041	0.1632	0.0377	0.0238	0.3128	0.1363	0.1328	0.1389	0.0	0.0509
76 MA	4.2677	1.3314	3.4763	3.8423	6.8291	2.0088	0.4875	1.2929	25.9162	4.4530	0.0751	2.5895
77 CT	1.3189	0.6579	0.7627	0.8661	1.3569	0.4106	0.2569	0.5056	4.0321	1.4054	0.0259	0.7668
78 RI	0.2859	0.0892	0.2329	0.2574	0.4575	0.1346	0.0327	0.0866	1.7360	0.2983	0.0050	0.1735
79 ME	1.3601	0.3448	2.3290	1.2799	2.7587	0.9304	0.0716	0.1900	0.7108	15.7709	0.0123	1.7063
80 VT	0.1446	0.2124	0.1224	0.1180	0.1449	0.0538	0.0254	0.3478	0.5168	0.3612	0.0023	0.1403

056184-Mai-21

Ministère des Communications

TABLEAU 5.18

MATRICE DES CONTRIBUTIONS SOURCE-RECEPTEUR PRINTEMPS 1980
CONCENTRATION DE SO2 HUMIDE

	1 NEO	2 CEO	3 SWO	4 SEO	5 SUD	6 SBJ	7 PBL	8 NQB	9 OTT	10 ABI	11 NIT	12 CHI	13 LSJ
1 ABI	0.8990	0.1320	0.0059	0.0246	0.0053	0.6112	0.3509	0.2116	0.2602	2.0493	0.4292	0.5403	0.6108
2 CQB	0.0385	0.0014	0.0003	0.0013	0.0002	0.0998	0.3222	0.1751	0.0025	0.0045	2.8659	0.1984	0.0261
3 NQB	0.0025	0.0000	0.0000	0.0004	0.0	0.0034	0.0085	4.4146	0.0012	0.0003	0.1022	0.0150	0.0031
10 NMN	2.1598	0.0622	0.0092	0.0173	0.0011	0.6350	4.8416	18.8279	0.0287	0.0615	3.2672	0.3953	0.0989
11 SMN	0.3901	0.0121	0.0031	0.0020	0.0003	0.1432	0.2159	0.2480	0.0030	0.0099	0.1531	0.0983	0.0128
12 NWO	0.9149	0.1148	0.0115	0.0119	0.0017	0.1682	0.2441	0.2576	0.0084	0.0266	0.1914	0.0828	0.0389
13 NEO	17.5512	35.6221	0.3145	0.9255	0.3022	2.7686	2.5861	2.4601	0.8980	1.5134	3.1025	2.3881	1.5353
14 SUD	6.3262	27.2609	10.2570	31.8694	93.4640	11.3869	12.7354	6.6420	30.7675	11.1918	8.1154	6.5266	6.4120
15 SWO	0.4193	1.2436	39.6097	10.1141	0.3492	2.2434	3.0362	3.4278	3.9439	1.1758	3.7714	3.3323	2.1016
16 SEO	0.6349	0.1243	0.0522	0.7468	0.0594	0.3565	0.3667	0.2775	1.4437	0.2550	0.8287	0.9161	0.9386
17 SLV	6.3782	1.4427	0.1156	1.1791	0.2353	8.5732	5.9324	3.6867	5.4531	4.9614	6.1522	10.5068	21.3176
18 NDA	15.4217	14.2977	0.8019	7.1295	1.6910	34.3750	23.5012	11.1223	14.3932	59.3248	16.0492	20.4736	18.4188
19 GBY	1.0043	0.0463	0.0014	0.0034	0.0011	1.1702	2.9931	3.0842	0.0160	0.0701	6.0989	5.2612	2.9044
20 NBK	0.7265	0.1222	0.0090	0.0908	0.0204	0.3483	0.7998	2.7963	0.5768	0.1406	2.8899	1.8232	1.0364
21 NSP	0.1593	0.0125	0.0059	0.0487	0.0084	0.0673	0.5363	3.0394	0.1647	0.0211	2.1176	1.1758	0.2674
22 NFL	0.1617	0.0059	0.0003	0.0	0.0	0.1133	0.3971	1.9551	0.0	0.0092	0.7609	0.2963	0.0809
50 OHO	1.9231	1.5939	12.4960	11.6117	0.4379	5.1831	8.2221	8.5056	6.8759	3.3607	6.2781	8.6634	6.3822
51 ILL	3.3540	2.5058	3.3764	2.2583	0.4880	4.2446	4.6090	2.0464	1.8990	1.0686	1.2703	1.4919	1.0314
52 PEN	3.5424	1.4454	2.3797	10.3517	0.5230	2.0243	3.6499	5.9350	8.0969	2.5453	10.7455	8.4742	7.5841
53 IND	1.6402	1.5998	3.8632	2.3176	0.4516	5.4183	6.0617	2.3594	1.9958	1.4237	1.2224	1.5764	1.3914
54 KEN	1.5849	0.6879	2.0854	1.7016	0.0613	1.7863	2.5247	2.8771	2.7424	0.7711	0.9848	1.0028	0.8738
55 MCH	1.8001	3.9047	18.3716	5.1799	0.7762	4.1469	4.8471	3.5482	3.0976	1.4809	3.2493	2.8070	1.8622
56 TEN	0.5509	0.6414	0.9944	1.3246	0.0636	0.4426	0.6974	0.9010	1.9520	0.5783	1.2016	0.6457	0.4846
57 MSU	4.8962	0.8500	0.5054	0.4260	0.0772	2.4823	1.2726	1.2615	0.7997	0.5357	1.1978	0.8541	0.3972
58 WVR	1.1508	0.7823	1.2644	2.6129	0.1190	1.0917	1.0141	0.7483	3.4504	0.8614	2.2865	2.3036	2.9890
59 NYK	3.7916	0.2619	0.5047	2.9159	0.0680	3.7406	2.6956	3.2598	1.7197	2.0602	4.1418	7.9111	8.9155
60 ALA	0.0	0.2980	0.3965	0.4492	0.0567	0.0454	0.0	0.0506	0.3914	0.0822	0.2209	0.0738	0.1115
61 WI	9.0407	2.1564	0.6239	0.8437	0.2646	1.4687	1.0478	0.8188	0.9621	0.4852	0.6510	0.9464	0.6927
62 IA	2.7944	0.6633	0.1980	0.2966	0.0815	0.2557	0.3030	0.2784	0.3440	0.1652	0.2141	0.1463	0.2419
63 MIN	2.4141	0.4550	0.1474	0.2298	0.0429	0.2149	0.1763	0.5729	0.2658	0.1715	0.4140	0.2891	0.2043
64 VA	1.0532	0.2785	0.1650	0.8543	0.0728	0.2872	0.2467	0.5508	1.3004	0.4988	0.5990	0.9853	0.8340
65 NC	0.8173	0.2764	0.2874	1.0459	0.0759	0.3663	0.0976	0.0	1.3890	0.6132	0.9752	0.7217	0.7854
66 NH	0.4815	0.0854	0.0178	0.2868	0.0363	0.5480	0.3500	0.3235	0.4593	0.0910	0.7731	0.5090	1.2072
67 GA	0.2004	0.3510	0.2451	0.5716	0.0369	0.0369	0.0	0.0	0.3852	0.2836	0.1300	0.1723	0.2206
68 SC	0.2569	0.1187	0.1486	0.2435	0.0302	0.0238	0.0444	0.0	0.3578	0.1169	0.1002	0.1870	0.1220
69 MD	1.1048	0.0809	0.1175	0.6014	0.0088	0.2324	0.2482	0.3632	1.2317	0.6319	1.0351	0.8674	0.7238
70 DE	0.2656	0.0103	0.0337	0.1595	0.0015	0.0898	0.0916	0.1193	0.3349	0.1675	0.2281	0.2694	0.2256
71 NJ	1.3627	0.0387	0.1515	0.3856	0.0087	0.8128	0.3845	0.4992	1.1572	0.4656	1.1005	1.5543	1.3642
72 DC	0.2077	0.0194	0.0211	0.1179	0.0044	0.0410	0.0403	0.0645	0.1770	0.0879	0.1704	0.1415	0.1087
73 AR	0.1597	0.0435	0.0353	0.0254	0.0080	0.0496	0.0669	0.0460	0.0149	0.0239	0.0598	0.0551	0.0408
74 LA	0.0541	0.0525	0.0617	0.0315	0.0028	0.0	0.0	0.0	0.0	0.0	0.0474	0.0243	0.0322
75 MS	0.0	0.0844	0.0890	0.0482	0.0102	0.0133	0.0	0.0362	0.0229	0.0035	0.0886	0.0464	0.0185
76 MA	1.1884	0.0766	0.1434	0.5867	0.0175	0.9933	1.4211	1.2045	0.1322	0.2979	2.3020	1.5029	3.2561
77 CT	0.5947	0.0259	0.0585	0.1928	0.0082	0.4140	0.2803	0.3457	0.0841	0.1606	0.5306	0.7949	1.0112
78 RI	0.0796	0.0051	0.0096	0.0393	0.0012	0.0665	0.0952	0.0807	0.0089	0.0200	0.1542	0.1007	0.2181
79 ME	0.3931	0.0853	0.0052	0.0623	0.0139	0.2965	0.5943	0.5090	0.3276	0.1076	0.6382	0.6705	0.6103
80 VT	0.1089	0.0212	0.0049	0.0632	0.0123	0.1202	0.0502	0.0690	0.0640	0.0252	0.0937	0.1817	0.2569

066/84-Mai-21
Ministère des Communications

TABLEAU 5.18 (suite)

MATRICE DES CONTRIBUTIONS SOURCE-RECEPTEUR PRINTEMPS 1980
CONCENTRATION DE SO2 HUMIDE

	14 GP	15 MTL	16 NB	17 NE	18 ANT	19 TN	20 WNY	21 ENY	22 SNA	23 NNA	24 NDA	25 LAB
1 ABI	0.0978	0.1544	0.0466	0.0126	0.2047	0.0200	0.0097	0.0144	0.0144	0.0485	0.0523	0.2281
2 CQB	0.0257	0.0028	0.0020	0.0008	0.0545	0.0036	0.0002	0.0006	0.0001	0.0011	0.0004	0.1214
3 NQB	0.0024	0.0007	0.0002	0.0001	0.0043	0.0006	0.0002	0.0002	0.0000	0.0002	0.0000	0.3929
10 NMN	0.1241	0.0198	0.0189	0.0133	0.0383	0.0135	0.0066	0.0040	0.0036	0.0174	0.0024	3.7768
11 SMN	0.0140	0.0020	0.0023	0.0013	0.0493	0.0026	0.0012	0.0004	0.0002	0.0016	0.0005	0.0608
12 NWO	0.0173	0.0097	0.0085	0.0024	0.0363	0.0025	0.0039	0.0019	0.0015	0.0068	0.0036	0.1379
13 NEO	0.5933	0.3230	0.2515	0.1019	1.8827	0.0805	0.1210	0.1222	0.0827	0.2197	0.3661	1.8198
14 SUD	2.2771	3.6686	1.5250	0.6030	3.3476	0.4399	2.4726	1.3983	1.0262	2.1865	1.8094	7.4626
15 SWO	0.8866	2.3886	1.5132	0.6964	0.8319	0.2682	19.5962	3.4587	1.1899	2.3858	0.0403	2.9855
16 SEO	0.1630	4.3751	0.2624	0.1206	0.4878	0.0491	0.0716	1.1853	0.5557	0.5538	0.0203	0.5290
17 SLV	4.8572	52.6834	7.3269	2.2263	11.8645	0.6498	0.1238	0.5482	1.8303	17.8049	0.2452	10.8640
18 NDA	3.6058	3.3867	2.2040	0.8688	7.7304	0.6538	1.2508	0.3711	0.3845	1.8214	95.5329	12.2737
19 GBY	63.8133	0.0813	2.6263	0.6432	15.9074	2.0908	0.0	0.0089	0.0168	0.3078	0.0077	6.3018
20 NBK	1.6209	0.3796	57.2839	15.3693	13.1182	1.6462	0.0329	0.1970	0.5697	4.5675	0.0247	6.7841
21 NSP	1.4383	0.1020	1.9177	60.4625	7.8952	3.1915	0.0246	0.0443	0.1117	0.5310	0.0	8.4871
22 NFL	0.3961	0.0056	0.3383	0.5887	3.1361	83.9030	0.0	0.0022	0.0064	0.0481	0.0008	8.1382
50 OHO	1.5281	4.6214	2.4944	2.0696	2.4472	0.9257	20.5092	5.4915	3.8238	2.9711	0.3618	3.6743
51 ILL	0.3470	0.8006	0.5913	0.4750	1.3570	0.2042	2.5315	0.5355	0.4527	0.7079	0.2843	1.0640
52 PEN	2.3671	6.2213	3.7442	2.2553	3.7526	0.5817	25.4647	11.0934	6.6891	5.5996	0.1044	4.9943
53 IND	0.3055	0.6679	0.2746	0.4066	0.8351	0.1935	4.1575	1.1426	0.8867	0.6446	0.2288	0.6434
54 KEN	0.3721	0.7521	0.6465	0.5741	0.9301	0.1411	1.7130	0.4252	0.5122	0.7501	0.0126	0.6828
55 MCH	0.7374	1.4311	1.2289	0.5050	1.3561	0.1044	5.8249	1.2807	0.6454	1.5740	0.3614	1.5675
56 TEN	0.2008	0.6779	0.5474	0.4912	0.5882	0.1412	1.0021	0.3615	0.3108	0.6540	0.0135	0.3718
57 MSU	0.1664	0.2343	0.1514	0.1156	0.7934	0.0229	0.5725	0.1205	0.1090	0.1714	0.0921	0.1822
58 WVR	0.7667	2.1971	1.0420	0.6955	1.0442	0.2651	3.8934	1.7804	1.2813	1.2625	0.0517	1.2956
59 NYK	5.3773	7.6303	3.3656	2.5523	3.5785	1.2070	4.0778	64.2558	20.5699	10.5623	0.0293	5.1271
60 ALA	0.0877	0.2039	0.2697	0.2441	0.2534	0.0532	0.7221	0.3175	0.2014	0.3999	0.0024	0.2243
61 WI	0.3249	0.3249	0.2322	0.1393	0.2973	0.0126	0.5889	0.1818	0.1853	0.3200	0.0479	0.3195
62 IA	0.0752	0.1482	0.1464	0.0406	0.0523	0.0085	0.1703	0.0597	0.0411	0.1043	0.0065	0.1131
63 MIN	0.0593	0.0974	0.0520	0.0204	0.1271	0.0230	0.0614	0.0294	0.0238	0.0841	0.0214	0.2818
64 VA	0.2507	0.5782	0.4904	0.5268	0.6939	0.2243	0.8498	0.5338	0.5468	0.8178	0.0197	0.6718
65 NC	0.2385	0.5805	0.3214	0.6430	0.2521	0.2734	1.0513	0.4071	0.5422	0.5014	0.0362	0.2789
66 NH	0.5268	0.5486	0.7790	0.4916	1.4009	0.1434	0.0976	0.1631	5.5716	3.3382	0.0020	0.7924
67 GA	0.1501	0.1603	0.2961	0.4097	0.4374	0.2565	0.6243	0.3186	0.2880	0.3191	0.0496	0.1502
68 SC	0.0618	0.1615	0.0917	0.1840	0.2131	0.1264	0.1824	0.1398	0.1422	0.1248	0.0171	0.1107
69 MD	0.4990	0.7294	0.6852	0.4925	0.4799	0.1346	0.5340	0.7257	0.8242	0.8397	0.0764	0.6714
70 DE	0.1121	0.1784	0.1615	0.2161	0.2153	0.0991	0.1337	0.1778	0.1660	0.1974	0.0103	0.1667
71 NJ	1.0898	1.3300	1.0630	0.7367	1.1896	0.4239	0.6002	1.0581	2.1779	1.2514	0.0118	1.0757
72 DC	0.0503	0.0932	0.0886	0.0794	0.1084	0.0257	0.1102	0.0861	0.1375	0.1138	0.0112	0.1081
73 AR	0.0110	0.0130	0.0077	0.0071	0.0	0.0021	0.0570	0.0194	0.0169	0.0174	0.0035	0.0
74 LA	0.0271	0.0149	0.0170	0.0199	0.0244	0.0	0.0389	0.0276	0.0270	0.0199	0.0	0.0311
75 MS	0.0194	0.0311	0.0391	0.0546	0.0217	0.0060	0.1767	0.0533	0.0503	0.0571	0.0	0.0319
76 MA	2.3961	0.9934	2.5772	2.2238	6.2739	0.7977	0.2854	0.8582	38.4569	4.5442	0.0204	2.1640
77 CT	0.7604	0.4694	0.5155	0.4531	1.1660	0.1418	0.1744	0.3586	5.6745	1.2973	0.0130	0.6929
78 RI	0.1605	0.0665	0.1726	0.1490	0.4203	0.0534	0.0191	0.0575	2.5761	0.3044	0.0014	0.1450
79 ME	0.9144	0.2432	2.4861	0.9539	2.9866	0.3761	0.0413	0.1080	0.6082	29.5307	0.0025	1.8793
80 VT	0.0843	0.2172	0.0942	0.0634	0.1150	0.0171	0.0191	0.4747	0.6677	0.4180	0.0005	0.1250

066/84-Mai-21
Ministère des Communications

TABLEAU 5.19

MATRICE DES CONTRIBUTIONS SOURCE-RECEPTEUR PRINTEMPS 1980
CONCENTRATION DE SO4 SEC

	1 NEO	2 CEO	3 SWO	4 SEO	5 SUD	6 SBJ	7 PBL	8 NQB	9 OTT	10 ABI	11 NIT	12 CHI	13 LSJ
1 ABI	0.2366	0.1415	0.0177	0.0286	0.0340	0.1492	0.0911	0.1180	0.0779	0.3700	0.1407	0.1530	0.1633
2 CQB	0.0120	0.0028	0.0007	0.0015	0.0018	0.0211	0.0283	0.0277	0.0019	0.0054	0.0977	0.0242	0.0091
3 NQB	0.0015	0.0002	0.0000	0.0003	0.0	0.0022	0.0030	0.1334	0.0010	0.0008	0.0166	0.0065	0.0025
10 NMN	4.1289	0.5051	0.0882	0.1235	0.0366	1.7420	7.6080	13.9874	0.1603	0.5701	5.6162	1.0958	0.4629
11 SMN	0.4919	0.0752	0.0194	0.0121	0.0092	0.3748	0.4556	0.4014	0.0156	0.0798	0.3197	0.2798	0.0696
12 NWO	0.6541	0.2557	0.0461	0.0367	0.0183	0.3660	0.2975	0.3400	0.0267	0.1383	0.2660	0.1914	0.1318
13 NEO	5.3404	8.9670	0.6563	1.4337	1.1553	2.9343	2.3006	2.4895	1.4915	2.5466	2.8044	2.7625	2.4233
14 SUD	6.4563	13.5530	7.5466	10.4796	50.8635	8.4627	5.3504	7.0939	13.8400	11.3824	7.7876	6.4933	8.2420
15 SWO	1.0399	2.0149	12.4228	7.0347	1.4082	4.3818	3.4178	3.4357	4.6247	3.7108	3.4784	4.7529	3.8048
16 SEO	0.5245	0.3038	0.1729	0.3795	0.4122	0.4161	0.2857	0.3745	0.5097	0.3124	0.5227	0.4569	0.5287
17 SLV	5.1871	4.2737	0.6548	1.9636	3.1573	6.3499	3.4212	3.9127	4.4697	4.9026	3.9545	3.8232	6.1360
18 NDA	5.4773	8.7527	1.5140	4.6886	4.5846	7.5917	6.0204	6.6689	6.4372	14.6831	6.9120	8.2355	9.1540
19 GBY	0.8681	0.2719	0.0138	0.0201	0.0341	1.2124	1.5048	1.7495	0.0483	0.2653	1.9092	1.4793	1.3416
20 NBK	1.0364	0.7920	0.1004	0.4084	0.5726	0.5593	0.7294	1.9811	1.6658	0.5413	1.5617	1.1990	0.9186
21 NSP	0.3376	0.0941	0.0568	0.1630	0.1807	0.0935	0.8243	2.0733	0.3834	0.1077	1.7987	0.8926	0.3390
22 NFL	0.2930	0.0494	0.0031	0.0	0.0	0.2200	0.5224	0.7693	0.0	0.0598	0.5144	0.3480	0.1547
50 OHO	3.6750	4.4721	12.0578	10.6659	2.4055	6.7425	9.2349	10.8999	8.3092	8.6430	10.3823	11.2424	10.0624
51 ILL	5.1886	7.4476	8.4161	6.2935	5.2135	7.4658	8.1164	2.9181	6.6599	5.9693	2.6895	4.1346	4.0481
52 PEN	5.4582	6.1466	7.0254	12.0433	6.3885	6.0569	7.5566	8.6365	6.4056	6.2245	9.3708	9.4552	10.5084
53 IND	4.5208	5.3228	7.1643	5.1571	4.0972	8.3225	8.1948	3.5345	5.2336	6.5577	3.0123	4.3212	3.9903
54 KEN	1.6489	2.8002	4.4928	3.4935	1.1036	3.5491	4.0575	4.7094	6.0918	3.5179	2.2744	1.8957	1.9533
55 MCH	2.7571	4.4974	13.0489	6.6718	3.2376	4.8890	5.6398	4.9479	5.5691	4.1675	5.4662	5.5995	5.8112
56 TEN	0.8511	2.5971	3.0414	3.2369	1.1634	1.0279	1.6469	1.6643	4.3694	1.7558	2.7948	1.4534	0.9824
57 MSU	8.9699	4.2881	2.3158	1.6221	1.4697	4.4137	3.0152	2.2877	2.9777	2.9178	2.8899	2.9991	1.9155
58 WVR	2.1685	2.1852	3.2838	3.2028	0.8428	2.5805	2.0200	0.9172	3.0370	2.4311	3.4728	3.6306	3.3444
59 NYK	4.8351	1.8820	2.2759	4.2820	1.4005	6.5745	5.6718	4.7583	1.9868	3.3120	6.3023	8.4152	7.1961
60 ALA	0.0	1.5016	1.8399	1.1805	0.8561	0.1663	0.0	0.1469	0.7190	0.4279	0.7194	0.1649	0.2687
61 WI	9.4774	4.2346	1.9919	2.6427	2.3866	3.3495	2.9499	1.5439	2.9154	2.6745	1.3669	2.5780	2.7355
62 IA	3.4647	2.2467	0.7928	0.9695	1.2234	0.8463	1.0265	0.6916	1.1839	1.1009	0.5379	0.5381	1.0843
63 MIN	2.5787	1.7881	0.8059	1.0448	0.4740	0.7272	0.4945	0.8128	0.9050	1.0524	0.9407	0.8988	0.8879
64 VA	1.4067	1.1686	0.7928	1.3844	0.7951	0.7971	0.6981	0.6605	1.3810	1.1678	0.6093	1.0359	0.9100
65 NC	1.8954	1.3238	1.3378	1.5407	0.8414	1.3332	0.4112	0.0	1.9031	1.7653	1.4430	1.1259	1.0567
66 NH	0.5528	0.3290	0.1066	0.4478	0.4268	0.5583	0.4046	0.4275	0.5787	0.2421	0.5428	0.3779	0.5727
67 GA	0.3426	1.7963	1.3801	1.6831	0.6814	0.1770	0.0	0.0	0.8536	1.2125	0.3087	0.4797	0.4092
68 SC	0.4888	0.6449	0.7924	0.5991	0.3650	0.0838	0.1422	0.0	0.6599	0.5276	0.1968	0.2453	0.2118
69 MD	1.7928	0.5015	0.5972	1.2381	0.2587	0.8618	0.7626	0.5912	1.5195	1.6549	0.8669	1.1166	1.0858
70 DE	0.4655	0.0765	0.1477	0.3377	0.0521	0.2557	0.2491	0.1567	0.4366	0.3850	0.2191	0.3208	0.3313
71 NJ	1.7802	0.4136	0.6818	1.0495	0.3079	1.1194	0.7299	0.7978	0.9317	1.0338	1.1722	1.5180	1.5783
72 DC	0.2600	0.1114	0.1134	0.2186	0.0877	0.1399	0.1173	0.1020	0.1983	0.2275	0.1652	0.1443	0.1553
73 AR	0.4036	0.1853	0.1736	0.0720	0.1135	0.0939	0.1653	0.1086	0.0173	0.0877	0.1695	0.1925	0.1701
74 LA	0.0802	0.3217	0.3709	0.1029	0.1009	0.0	0.0	0.0	0.0	0.0	0.1761	0.1206	0.1538
75 MS	0.0	0.3569	0.4855	0.1986	0.0734	0.0570	0.0	0.1038	0.1216	0.0264	0.3086	0.1867	0.0893
76 MA	1.5817	0.5375	0.7537	1.0616	0.4810	1.6814	2.4652	1.6983	0.3876	0.6576	2.5027	2.0147	2.9777
77 CT	0.5867	0.2030	0.2773	0.4137	0.2022	0.5987	0.5704	0.5448	0.2120	0.2473	0.6565	0.8505	0.8950
78 RI	0.1060	0.0360	0.0505	0.0711	0.0322	0.1126	0.1651	0.1138	0.0260	0.0441	0.1676	0.1350	0.1995
79 ME	0.4731	0.4600	0.0484	0.2260	0.3574	0.4209	0.5648	0.5803	0.5857	0.2279	0.4839	0.5222	0.4030
80 VT	0.1041	0.0718	0.0242	0.0753	0.0929	0.1206	0.0691	0.0899	0.0706	0.0645	0.0903	0.0937	0.1306

066/84-Mai-21
Ministère des Communications

TABLEAU 5.19 (suite)

MATRICE DES CONTRIBUTIONS SOURCE-RECEPTEUR PRINTEMPS 1980
CONCENTRATION DE SO4 SEC

	14 GP	15 MTL	16 NB	17 NE	18 ANT	19 TN	20 WNY	21 ENY	22 SNA	23 NNA	24 NDA	25 LAB
1 ABI	0.0966	0.1027	0.0644	0.0289	0.1171	0.0882	0.0158	0.0325	0.0357	0.0523	0.1363	0.1249
2 CQB	0.0146	0.0035	0.0024	0.0012	0.0198	0.0076	0.0005	0.0011	0.0002	0.0014	0.0032	0.0284
3 NQB	0.0025	0.0011	0.0004	0.0003	0.0024	0.0007	0.0003	0.0005	0.0001	0.0002	0.0003	0.0506
10 NMN	0.7666	0.1926	0.1072	0.0921	0.1477	0.1216	0.0408	0.0558	0.0541	0.1431	0.1382	6.0321
11 SMN	0.0665	0.0217	0.0195	0.0114	0.1058	0.0384	0.0063	0.0050	0.0021	0.0148	0.0194	0.1244
12 NWO	0.0718	0.0588	0.0516	0.0187	0.0639	0.0322	0.0168	0.0163	0.0121	0.0391	0.0596	0.2013
13 NEO	1.6983	1.1125	1.1205	0.5908	2.7591	0.7287	0.2779	0.3705	0.3389	0.7785	2.0720	2.3809
14 SUD	6.6999	6.5317	4.6955	2.6166	5.7685	3.2854	2.5422	2.7824	2.3065	5.4057	6.4283	9.4056
15 SWO	3.7511	4.8850	4.1137	2.7296	2.0810	2.6716	10.1350	5.7201	3.1645	4.5311	0.5703	4.3585
16 SEO	0.4442	0.9446	0.5215	0.4137	0.7246	0.4057	0.1577	0.6276	0.4434	0.5469	0.1260	0.6031
17 SLV	6.3644	10.8997	6.7420	4.5520	9.2464	4.9524	0.5047	1.2631	2.0381	7.0807	2.2201	7.5018
18 NDA	4.5802	5.0277	3.9782	2.2184	6.7669	3.3495	1.4526	0.8877	1.0065	3.2054	61.4897	7.8602
19 GBY	7.7662	0.2875	1.4627	0.7934	4.5321	4.2675	0.0	0.0685	0.1050	0.5280	0.1982	2.5833
20 NBK	1.7219	0.9873	7.2467	4.7220	5.4225	4.9879	0.1649	0.5897	1.1451	1.7874	0.4597	3.4030
21 NSP	1.3665	0.2624	1.5104	8.5971	3.3093	7.7592	0.0693	0.2222	0.3749	0.7596	0.0	3.4309
22 NFL	0.3378	0.0382	0.3140	0.4005	0.9097	15.2507	0.0	0.0076	0.0239	0.1159	0.0320	1.5626
50 OHO	9.0791	11.2501	10.8063	11.3888	6.6653	8.5246	16.7895	13.0777	13.9657	9.9902	4.7877	8.5401
51 ILL	2.2895	4.5394	4.0310	3.6632	4.2410	3.0913	7.2422	3.8964	4.7512	4.0513	2.1956	2.6622
52 PEN	9.5115	9.9218	12.3080	10.9425	8.2483	4.7770	12.5665	14.6540	13.3325	11.0895	2.2235	9.2108
53 IND	1.7979	3.7104	1.5784	2.4536	2.3621	2.5895	7.1569	5.9873	5.1902	2.8965	2.8492	1.4842
54 KEN	2.3580	3.0437	2.8409	2.7746	2.0231	1.4433	3.4049	2.2599	2.8820	3.0098	0.4571	1.8322
55 MCH	3.8328	5.6553	5.0600	3.0343	2.7670	1.1975	8.7057	5.2422	3.1183	5.5753	2.4021	3.2461
56 TEN	1.3073	2.3037	2.5480	2.5513	1.7339	1.6465	3.0974	1.9843	1.8079	2.7457	0.2511	1.0311
57 MSU	1.2041	1.8228	1.0300	0.9029	2.6894	0.3625	2.5150	1.3608	1.1602	1.3368	1.7989	0.6089
58 WVR	3.1200	3.3536	3.7771	3.7974	2.3805	2.8057	3.8798	3.8116	3.1615	2.3451	1.0853	2.3681
59 NYK	10.5581	6.8498	5.3303	6.8533	5.5298	8.8515	3.8411	18.6002	11.3501	8.4127	0.7734	6.0908
60 ALA	0.6246	0.9559	1.4672	1.5984	0.9079	0.5646	2.4230	1.4679	1.1111	1.4313	0.1396	0.7183
61 WI	1.5631	2.1698	1.6341	1.1964	0.7212	0.2073	1.6534	1.2758	1.6486	2.3713	1.3519	0.8199
62 IA	0.5205	0.9933	0.9559	0.3462	0.1713	0.1363	0.6366	0.5535	0.4070	0.6720	0.3110	0.3422
63 MIN	0.3746	0.7591	0.3957	0.1980	0.1895	0.2534	0.3823	0.3742	0.3322	0.6543	0.6880	0.6335
64 VA	0.8772	1.1589	1.3600	2.0689	1.4769	1.7011	1.1194	1.2304	1.2545	1.4829	0.4632	1.0168
65 NC	0.9060	1.2395	0.9749	2.9411	0.4274	1.3687	1.4999	1.4622	1.5453	1.1002	0.8089	0.4994
66 NH	0.9227	0.5362	0.6237	0.7783	1.2859	0.7395	0.1754	0.2795	1.4178	1.0198	0.0582	0.7228
67 GA	0.7221	0.5681	0.9104	1.8175	1.1856	2.0089	1.9240	1.8052	1.7268	0.9793	1.1824	0.3550
68 SC	0.2642	0.6906	0.3184	0.7196	0.4360	0.7633	0.6088	0.7672	0.6464	0.4766	0.5054	0.2409
69 MD	1.2380	1.6579	1.7128	1.8980	0.8291	1.0571	0.9598	1.5219	1.4223	1.4710	0.6318	0.9889
70 DE	0.2649	0.4330	0.4672	0.6537	0.2994	0.5045	0.2374	0.3839	0.3799	0.4400	0.1322	0.2712
71 NJ	2.3959	1.8360	2.2066	2.3989	1.4732	1.7760	1.0899	1.5440	2.3295	2.0078	0.3292	1.3909
72 DC	0.1433	0.2346	0.2389	0.3020	0.1482	0.1644	0.1628	0.2040	0.2144	0.2133	0.1677	0.1478
73 AR	0.0777	0.1012	0.0543	0.0652	0.0	0.0372	0.2291	0.1583	0.1477	0.1079	0.0625	0.0
74 LA	0.2122	0.1338	0.1335	0.1911	0.1003	0.0	0.1849	0.2696	0.2923	0.1783	0.0	0.1088
75 MS	0.1487	0.1789	0.2497	0.4182	0.0859	0.0853	0.6120	0.3703	0.3683	0.3544	0.0	0.1041
76 MA	4.8262	1.2893	2.8642	3.9186	5.9065	2.9805	0.9037	1.6504	9.7930	2.9795	0.2603	2.7229
77 CT	1.4355	0.6767	0.7122	1.0175	1.3004	0.7564	0.3844	0.5906	1.6729	1.0772	0.0389	0.7071
78 RI	0.3233	0.0864	0.1919	0.2625	0.3957	0.1996	0.0605	0.1106	0.6560	0.1996	0.0174	0.1824
79 ME	1.1971	0.3603	1.1722	0.9289	1.8844	1.3453	0.1358	0.2985	0.6173	4.1381	0.0626	1.1685
80 VT	0.1549	0.1336	0.0960	0.1335	0.1581	0.1142	0.0330	0.1573	0.2464	0.2029	0.0121	0.1325

066/84-Mai-21
Ministère des Communications

TABLEAU 5.20

MATRICE DES CONTRIBUTIONS SOURCE-RECEPTEUR PRINTEMPS 1980
CONCENTRATION DE SO4 HUMIDE

	1 NEO	2 CEO	3 SWO	4 SEO	5 SUD	6 SBJ	7 PBL	8 NQB	9 OTT	10 ABI	11 NIT	12 CHI	13 LSJ
1 ABI	0.3714	0.1447	0.0152	0.0327	0.0116	0.2627	0.1406	0.1518	0.1391	1.3201	0.1962	0.2378	0.2882
2 CQB	0.0256	0.0039	0.0009	0.0027	0.0009	0.0501	0.0899	0.0609	0.0035	0.0077	0.5859	0.0687	0.0189
3 NQB	0.0029	0.0002	0.0000	0.0005	0.0	0.0042	0.0062	0.6545	0.0018	0.0011	0.0380	0.0132	0.0047
10 NMN	3.9268	0.3285	0.0555	0.0981	0.0087	1.5732	7.3128	13.8779	0.1341	0.3677	5.3620	1.0124	0.3986
11 SMN	0.4783	0.0495	0.0124	0.0097	0.0022	0.3391	0.4323	0.3844	0.0131	0.0518	0.3028	0.2581	0.0596
12 NWO	0.6714	0.1833	0.0303	0.0303	0.0047	0.3341	0.2899	0.3283	0.0229	0.0915	0.2563	0.1782	0.1150
13 NEO	6.8093	23.2259	0.4652	1.2614	0.3729	2.8344	2.2956	2.4314	1.3390	1.9197	2.7671	2.6754	2.2122
14 SUD	6.3767	18.4120	7.7555	17.5987	86.3905	8.6419	6.0106	6.9117	17.8040	10.0465	7.6555	6.3733	7.6790
15 SWO	0.9442	1.5433	29.0178	7.9162	0.4631	3.8849	3.2399	3.2378	4.3031	2.4751	3.3162	4.3842	3.3270
16 SEO	0.5292	0.2147	0.1159	0.4667	0.1114	0.3983	0.2894	0.3673	0.7462	0.2538	0.5329	0.4976	0.5784
17 SLV	5.5362	3.1281	0.4503	1.8040	0.8381	6.7879	3.7822	4.0764	4.7172	4.4984	4.2500	4.7775	9.6599
18 NDA	7.8876	11.1222	1.3561	6.0553	1.9664	14.1306	9.3289	8.5419	9.4311	37.6593	9.2538	11.5759	12.5449
19 GBY	1.1038	0.2291	0.0110	0.0204	0.0104	1.4818	2.0161	2.2507	0.0530	0.2282	2.6896	2.3210	1.8861
20 NBK	1.2772	0.6636	0.0796	0.4219	0.1752	0.6625	0.9233	2.5158	1.8324	0.4651	2.0394	1.5515	1.1246
21 NSP	0.4077	0.0782	0.0455	0.1710	0.0560	0.1118	1.0131	2.6380	0.4268	0.0911	2.2719	1.1372	0.3997
22 NFL	0.3565	0.0408	0.0025	0.0	0.0	0.2580	0.6474	1.0174	0.0	0.0499	0.6596	0.4283	0.1774
50 OHO	3.3723	3.0387	11.3608	10.6400	0.6972	6.1967	8.7558	10.1686	7.6786	5.9370	9.5729	10.4483	8.9169
51 ILL	4.8125	5.0199	5.6979	5.0571	1.2980	6.6694	7.4873	2.7123	5.4807	3.7977	2.4591	3.6855	3.3889
52 PEN	5.0642	3.9940	4.6321	11.1357	1.5641	5.2562	6.9239	8.0220	6.6805	4.3133	8.9765	8.9132	9.4675
53 IND	4.0895	3.5382	5.1822	4.2329	1.0466	7.5180	7.6690	3.2781	4.3797	4.2229	2.7410	3.8553	3.3844
54 KEN	1.5776	1.8255	3.1325	2.8948	0.2614	3.1430	3.7578	4.3566	5.1632	2.2666	2.0740	1.7180	1.6803
55 MCH	2.5588	3.9213	14.9315	6.0082	1.0476	4.5499	5.3313	4.6017	4.8251	2.8231	5.0391	5.0617	4.9071
56 TEN	0.7894	1.6939	1.9955	2.6306	0.2753	0.9026	1.5013	1.5343	3.7006	1.1773	2.5479	1.3063	0.8509
57 MSU	8.2441	2.7522	1.4590	1.2774	0.3468	3.9397	2.7484	2.1095	2.4445	1.8586	2.6309	2.6536	1.5919
58 WVR	1.9905	1.4855	2.2081	2.9192	0.2267	2.2633	1.8537	0.8570	3.0537	1.6463	3.2153	3.3244	3.1167
59 NYK	4.5435	1.1869	1.4353	3.7442	0.3289	5.8744	5.1925	4.4183	1.8543	2.5387	5.8344	7.9801	7.2320
60 ALA	0.0	0.9640	1.1579	0.9535	0.2054	0.1433	0.0	0.1335	0.6211	0.2733	0.6489	0.1483	0.2300
61 WI	9.0631	3.0780	1.2998	2.1054	0.6103	2.9420	2.6733	1.4224	2.4173	1.7023	1.2503	2.3003	2.2889
62 IA	3.2633	1.4905	0.5051	0.7700	0.2936	0.7316	0.9251	0.6315	0.9750	0.6940	0.4890	0.4753	0.9033
63 MIN	2.4610	1.1689	0.5018	0.8159	0.1175	0.6283	0.4483	0.7553	0.7458	0.6663	0.8581	0.7983	0.7404
64 VA	1.3169	0.7599	0.4978	1.1881	0.1975	0.6939	0.6327	0.6177	1.3152	0.8159	0.5765	0.9835	0.8517
65 NC	1.7255	0.8527	0.8420	1.3466	0.2085	1.1486	0.3683	0.0	1.7158	1.1916	1.3372	1.0320	0.9557
66 NH	0.5241	0.2155	0.0661	0.3867	0.1050	0.5313	0.3826	0.3984	0.5303	0.1654	0.5317	0.3787	0.7105
67 GA	0.3160	1.1522	0.8577	1.3469	0.1611	0.1512	0.0	0.0	0.7239	0.7850	0.2812	0.4277	0.3571
68 SC	0.4484	0.4121	0.4943	0.4865	0.0895	0.0723	0.1284	0.0	0.5698	0.3401	0.1804	0.2278	0.1859
69 MD	1.6583	0.3183	0.3736	1.0256	0.0598	0.7421	0.6894	0.5472	1.3985	1.1337	0.8335	1.0387	0.9682
70 DE	0.4289	0.0482	0.0934	0.2788	0.0120	0.2224	0.2260	0.1461	0.3975	0.2699	0.2082	0.3005	0.2962
71 NJ	1.6695	0.2572	0.4302	0.8446	0.0707	1.0222	0.6710	0.7386	0.9657	0.7299	1.1059	1.4547	1.4617
72 DC	0.2447	0.0710	0.0707	0.1836	0.0206	0.1207	0.1062	0.0944	0.1864	0.1562	0.1569	0.1375	0.1392
73 AR	0.3662	0.1204	0.1088	0.0578	0.0274	0.0834	0.1505	0.0994	0.0161	0.0575	0.1535	0.1703	0.1421
74 LA	0.0746	0.2043	0.2298	0.0818	0.0232	0.0	0.0	0.0	0.0	0.0	0.1583	0.1056	0.1279
75 MS	0.0	0.2319	0.3024	0.1558	0.0197	0.0489	0.0	0.0944	0.0984	0.0166	0.2778	0.1645	0.0743
76 MA	1.4815	0.3394	0.4705	0.8951	0.1115	1.5063	2.2753	1.5792	0.3221	0.4648	2.3571	1.8678	2.8959
77 CT	0.5645	0.1276	0.1742	0.3409	0.0471	0.5439	0.5229	0.5046	0.1780	0.1922	0.6140	0.8059	0.8774
78 RI	0.0992	0.0227	0.0315	0.0600	0.0075	0.1009	0.1524	0.1058	0.0216	0.0311	0.1579	0.1251	0.1940
79 ME	0.4466	0.2940	0.0295	0.1785	0.0831	0.3832	0.5439	0.5438	0.5077	0.1624	0.4698	0.5183	0.4323
80 VT	0.1006	0.0476	0.0152	0.0692	0.0246	0.1151	0.0646	0.0838	0.0666	0.0443	0.0858	0.1029	0.1565

066184-Mai-21
Ministère des Communications

TABLEAU 5.20 (suite)

MATRICE DES CONTRIBUTIONS SOURCE-RECEPTEUR PRINTEMPS 1980
CONCENTRATION DE SO4 HUMIDE

	14 GP	15 MTL	16 NB	17 NE	18 ANT	19 TN	20 WNY	21 ENY	22 SNA	23 NNA	24 NDA	25 LAB
1 ABI	0.1039	0.1214	0.0661	0.0276	0.1483	0.0673	0.0168	0.0254	0.0287	0.0556	0.0516	0.1589
2 CQB	0.0251	0.0050	0.0037	0.0018	0.0396	0.0094	0.0008	0.0014	0.0003	0.0021	0.0011	0.0592
3 NQB	0.0041	0.0015	0.0006	0.0004	0.0047	0.0009	0.0004	0.0006	0.0001	0.0003	0.0001	0.1166
10 NMN	0.5702	0.1232	0.0792	0.0653	0.1329	0.0704	0.0313	0.0305	0.0308	0.1030	0.0222	5.6770
11 SMN	0.0500	0.0138	0.0142	0.0080	0.0976	0.0218	0.0049	0.0027	0.0012	0.0106	0.0032	0.1159
12 NWO	0.0543	0.0383	0.0380	0.0132	0.0594	0.0184	0.0131	0.0090	0.0071	0.0286	0.0103	0.1902
13 NEO	1.3072	0.7504	0.8364	0.4220	2.5864	0.4220	0.2257	0.2222	0.2057	0.5816	0.4619	2.2590
14 SUD	5.1495	4.7909	3.5675	1.8921	5.3698	1.9184	2.3766	1.7956	1.5004	4.1393	1.8489	8.9387
15 SWO	2.7337	3.4519	3.0441	1.9130	1.8458	1.4902	13.8832	3.9444	1.9704	3.4808	0.0986	3.9723
16 SEO	0.3460	2.7040	0.4102	0.3057	0.6880	0.2397	0.1290	0.7923	0.4062	0.4809	0.0267	0.5831
17 SLV	5.5359	32.7358	6.2413	3.6598	9.5481	3.0918	0.4210	0.8282	1.6552	9.9442	0.4420	7.8359
18 NDA	4.7705	4.7066	3.9869	2.1037	8.3111	2.5357	1.6146	0.6882	0.8046	3.2019	92.2954	9.8879
19 GBY	28.1292	0.2465	1.8169	0.8041	6.3471	3.4531	0.0	0.0489	0.0793	0.5289	0.0422	3.3760
20 NBK	1.8322	0.8648	26.9823	8.0783	7.1162	3.8998	0.1627	0.4465	0.9441	2.7506	0.0999	4.3628
21 NSP	1.4784	0.2300	1.6963	29.5052	4.3350	6.1734	0.0705	0.1623	0.2937	0.7756	0.0	4.4905
22 NFL	0.3722	0.0316	0.3410	0.4600	1.2691	47.2701	0.0	0.0057	0.0186	0.1130	0.0067	2.3599
50 OHO	6.5366	7.6959	7.7903	7.8685	5.8967	4.7660	17.5661	8.0744	8.3114	7.2326	0.8381	7.6640
51 ILL	1.6432	2.8666	2.8596	2.5027	3.7362	1.7025	5.5964	2.1067	2.6575	2.8571	0.4465	2.3841
52 PEN	6.9473	7.4655	8.9959	7.5959	7.3456	2.6814	17.8023	11.1159	8.8365	8.4674	0.3644	8.3271
53 IND	1.2952	2.3454	1.1256	1.6896	2.0871	1.4314	5.9188	3.3032	2.9748	2.0633	0.5048	1.3325
54 KEN	1.6942	1.9622	2.0468	1.9265	1.8028	0.8044	2.7478	1.2452	1.6553	2.1562	0.0723	1.6370
55 MCH	2.7728	3.6534	3.6546	2.0905	2.4706	0.6649	7.4144	2.9584	1.8099	4.0216	0.5201	2.9233
56 TEN	0.9387	1.5090	1.8316	1.7663	1.5301	0.9139	2.3783	1.0912	1.0367	1.9617	0.0417	0.9206
57 MSU	0.8620	1.1354	0.7306	0.6167	2.3633	0.1994	1.8885	0.7229	0.6486	0.9329	0.2975	0.5405
58 WVR	2.2782	2.5571	2.7455	2.6238	2.1177	1.5622	3.7346	2.4179	1.9962	1.8077	0.1781	2.1413
59 NYK	8.0985	6.5490	4.1993	4.9264	4.9876	4.9903	3.7794	47.7680	15.2058	8.3255	0.1246	5.5991
60 ALA	0.4473	0.6101	1.0483	1.0983	0.7966	0.3143	1.8488	0.8182	0.6391	1.0318	0.0217	0.6382
61 WI	1.1338	1.3597	1.1581	0.8148	0.6401	0.1139	1.2801	0.6912	0.9273	1.6577	0.2168	0.7336
62 IA	0.3731	0.6224	0.6789	0.2358	0.1508	0.0749	0.4822	0.2962	0.2280	0.4718	0.0486	0.3047
63 MIN	0.2692	0.4728	0.2796	0.1344	0.1712	0.1409	0.2830	0.1981	0.1841	0.4565	0.1094	0.5692
64 VA	0.6446	0.8227	1.0047	1.4504	1.3171	0.9578	0.9840	0.7656	0.8041	1.1480	0.0752	0.9255
65 NC	0.6633	0.8684	0.7159	2.0466	0.3841	0.7855	1.2917	0.8382	0.9511	0.8286	0.1320	0.4519
66 NH	0.7175	0.4900	0.5924	0.5990	1.1961	0.4236	0.1439	0.1901	3.9421	1.9718	0.0093	0.6745
67 GA	0.5238	0.3707	0.6681	1.2665	1.0489	1.1294	1.4776	0.9906	0.9883	0.7136	0.1918	0.3185
68 SC	0.1925	0.4435	0.2321	0.5044	0.3891	0.4338	0.4648	0.4219	0.3768	0.3422	0.0808	0.2165
69 MD	0.9294	1.1478	1.2763	1.3319	0.7447	0.5944	0.7874	0.9712	0.9830	1.1451	0.1253	0.9008
70 DE	0.1997	0.2964	0.3442	0.4655	0.2713	0.2892	0.1953	0.2430	0.2436	0.3306	0.0233	0.2462
71 NJ	1.8173	1.4474	1.6742	1.6995	1.3433	1.0313	0.8927	1.1193	1.9680	1.5888	0.0528	1.2736
72 DC	0.1066	0.1597	0.1768	0.2120	0.1345	0.0932	0.1391	0.1261	0.1534	0.1643	0.0287	0.1351
73 AR	0.0556	0.0630	0.0385	0.0443	0.0	0.0204	0.1728	0.0851	0.0831	0.0759	0.0105	0.0
74 LA	0.1515	0.0829	0.0943	0.1297	0.0876	0.0	0.1383	0.1440	0.1633	0.1239	0.0	0.0965
75 MS	0.1063	0.1129	0.1775	0.2858	0.0751	0.0471	0.4659	0.2007	0.2088	0.2492	0.0	0.0925
76 MA	3.6917	1.0397	2.4368	2.9616	5.4831	1.7463	0.6927	1.0804	27.2092	3.2580	0.0459	2.4973
77 CT	1.1058	0.5255	0.5756	0.7442	1.1930	0.4324	0.3057	0.4078	4.0315	1.0462	0.0141	0.6552
78 RI	0.2473	0.0696	0.1632	0.1984	0.3673	0.1170	0.0464	0.0724	1.8226	0.2182	0.0031	0.1673
79 ME	0.9751	0.2773	1.4764	0.8124	1.8260	0.7916	0.1038	0.1785	0.5367	16.8863	0.0101	1.1273
80 VT	0.1197	0.1632	0.0837	0.0984	0.1434	0.0646	0.0272	0.3542	0.4772	0.2687	0.0020	0.1225

056784-Mai-21
Ministère des Communications

TABLEAU 5.21

MATRICE DES CONTRIBUTIONS SOURCE-RECEPTEUR PRINTEMPS 1980
DEPOT DE SO2 SEC
PENDANT LES PERIODES SECHES

	1 NEO	2 CEO	3 SWO	4 SEO	5 SUD	6 SBJ	7 PBL	8 NQB	9 OTT	10 ABI	11 NIT	12 CHI	13 LSJ
1 ABI	0.4870	0.1435	0.0092	0.0253	0.0122	0.3317	0.1942	0.1583	0.1483	1.0705	0.2604	0.3041	0.3374
2 CQB	0.0200	0.0017	0.0003	0.0012	0.0005	0.0461	0.1007	0.0687	0.0019	0.0048	0.5939	0.0700	0.0145
3 NQB	0.0017	0.0001	0.0000	0.0003	0.0	0.0025	0.0047	0.8656	0.0009	0.0005	0.0408	0.0089	0.0024
10 NMN	2.9880	0.1709	0.0246	0.0393	0.0055	1.0626	6.3814	17.9976	0.0599	0.1842	4.2910	0.6259	0.1942
11 SMN	0.4641	0.0305	0.0073	0.0043	0.0014	0.2360	0.3137	0.3050	0.0061	0.0285	0.2130	0.1570	0.0261
12 NWO	0.8613	0.1926	0.0229	0.0206	0.0055	0.2600	0.2930	0.2992	0.0147	0.0659	0.2345	0.1240	0.0694
13 NEO	11.2916	22.7993	0.4743	1.2115	0.6198	3.2139	2.7390	2.6267	1.2183	2.3513	3.2463	2.7733	2.0667
14 SUD	6.9158	23.3900	9.6892	20.8691	83.3467	11.3246	9.7439	7.2196	23.3739	13.8521	8.6927	7.1248	7.9231
15 SWO	0.6371	1.8085	27.1077	9.3383	0.7390	3.3166	3.5087	3.6517	4.5778	2.3771	3.9483	4.1784	2.9672
16 SEO	0.6213	0.2118	0.0940	0.5738	0.1548	0.4215	0.3592	0.3235	0.9502	0.3328	0.7321	0.7184	0.7800
17 SLV	6.1801	2.6637	0.2546	1.5507	0.8131	8.2879	5.0844	3.8862	5.2880	5.9064	5.4580	7.1718	13.1743
18 NDA	9.5425	12.1039	1.0318	5.7191	2.6720	17.8423	12.9263	8.5439	9.8124	35.3895	10.9487	13.4667	13.4139
19 GBY	0.9658	0.1029	0.0033	0.0063	0.0047	1.2747	2.3833	2.4690	0.0248	0.1430	3.9259	3.2187	2.2282
20 NBK	0.8269	0.2789	0.0215	0.1601	0.0833	0.4437	0.8000	2.4095	0.8853	0.2883	2.3224	1.5949	1.0461
21 NSP	0.2021	0.0296	0.0137	0.0793	0.0319	0.0817	0.6331	2.5874	0.2365	0.0474	2.0052	1.0886	0.3105
22 NFL	0.1970	0.0142	0.0007	0.0	0.0	0.1532	0.4481	1.3696	0.0	0.0220	0.6651	0.3221	0.1086
50 OHO	2.6653	2.9283	13.4869	12.0692	1.0568	6.5003	9.4915	9.8899	8.0825	6.2384	8.2004	10.4540	8.5116
51 ILL	4.2936	4.7174	5.4603	3.7415	1.5629	6.0190	6.3288	2.4656	3.4364	2.7157	1.8022	2.3903	1.9472
52 PEN	4.5263	3.1510	4.1335	11.9059	1.7703	3.5063	5.3125	7.2010	7.9427	4.6241	11.0000	9.6113	9.5919
53 IND	2.5805	3.1552	5.5079	3.5054	1.3497	7.2757	7.5333	2.8888	3.2315	3.3581	1.8183	2.5175	2.3499
54 KEN	1.7313	1.4731	3.1697	2.4897	0.2427	2.6573	3.3515	3.6222	4.1561	1.8113	1.4371	1.4021	1.3416
55 MCH	2.2955	4.9101	17.4395	6.2218	1.6656	4.9921	5.6766	4.2432	4.3056	2.8544	4.2710	4.0042	3.2440
56 TEN	0.7047	1.3707	1.7525	2.0813	0.2534	0.6990	1.0613	1.1768	2.9677	1.1506	1.7567	0.9624	0.7160
57 MSU	6.6818	1.9823	1.0508	0.7973	0.3123	3.5350	1.9387	1.6380	1.4796	1.3480	1.7707	1.4761	0.8016
58 WVR	1.5865	1.4346	2.0805	3.0733	0.3203	1.7356	1.4556	0.8567	3.5434	1.6623	2.8978	3.0031	3.4541
59 NYK	4.4990	0.6965	1.0426	3.7039	0.2835	5.3020	3.9450	3.9583	1.9832	3.1291	5.2513	8.8044	8.9610
60 ALA	0.0	0.6943	0.8285	0.7273	0.2093	0.0843	0.0	0.0742	0.5489	0.2033	0.3550	0.1097	0.1762
61 WI	9.9093	3.4055	1.1197	1.4646	0.7893	2.3034	1.6871	1.0755	1.6482	1.2269	0.9216	1.5079	1.3104
62 IA	3.2801	1.3177	0.3900	0.5234	0.3001	0.4585	0.5155	0.3937	0.6185	0.4483	0.3203	0.2563	0.4770
63 MIN	2.6654	0.9605	0.3282	0.4591	0.1392	0.3883	0.2837	0.6891	0.4760	0.4513	0.6008	0.4809	0.3989
64 VA	1.2727	0.6036	0.3497	1.1314	0.2353	0.4843	0.3979	0.6260	1.4465	0.8895	0.6522	1.0907	0.9531
65 NC	1.2133	0.6315	0.6012	1.3301	0.2468	0.6781	0.1761	0.0	1.7219	1.1934	1.2240	0.9372	0.9807
66 NH	0.5477	0.1789	0.0411	0.3739	0.1210	0.6201	0.4088	0.3801	0.5496	0.1713	0.7241	0.4868	0.9672
67 GA	0.2665	0.8230	0.5523	0.9685	0.1474	0.0744	0.0	0.0	0.5832	0.6491	0.1912	0.2765	0.3144
68 SC	0.3554	0.2847	0.3278	0.3838	0.1018	0.0436	0.0743	0.0	0.5027	0.2733	0.1388	0.2266	0.1693
69 MD	1.4404	0.2039	0.2545	0.8808	0.0416	0.4329	0.4104	0.4566	1.4612	1.1819	1.0426	1.0432	0.9460
70 DE	0.3565	0.0277	0.0689	0.2363	0.0076	0.1528	0.1460	0.1399	0.4066	0.2964	0.2428	0.3139	0.2922
71 NJ	1.6323	0.1173	0.3127	0.6330	0.0439	1.0436	0.5426	0.6238	1.1437	0.8118	1.2204	1.6687	1.5981
72 DC	0.2446	0.0476	0.0467	0.1652	0.0182	0.0742	0.0655	0.0803	0.2014	0.1635	0.1820	0.1547	0.1391
73 AR	0.2442	0.0949	0.0755	0.0424	0.0287	0.0725	0.1034	0.0642	0.0172	0.0514	0.0926	0.0951	0.0785
74 LA	0.0681	0.1318	0.1425	0.0556	0.0144	0.0	0.0	0.0	0.0	0.0	0.0787	0.0462	0.0648
75 MS	0.0	0.1835	0.1980	0.0929	0.0277	0.0259	0.0	0.0530	0.0479	0.0099	0.1449	0.0834	0.0373
76 MA	1.4345	0.2019	0.3146	0.8138	0.0811	1.3870	1.9407	1.4462	0.2236	0.5182	2.5724	1.8374	3.4523
77 CT	0.6357	0.0711	0.1232	0.2873	0.0365	0.5423	0.4054	0.4299	0.1341	0.2394	0.6233	0.8864	1.0571
78 RI	0.0961	0.0135	0.0211	0.0545	0.0054	0.0929	0.1300	0.0969	0.0150	0.0347	0.1723	0.1231	0.2313
79 ME	0.4558	0.2040	0.0141	0.1145	0.0628	0.3854	0.6412	0.5683	0.4542	0.1838	0.6170	0.6543	0.5629
80 VT	0.1149	0.0421	0.0105	0.0735	0.0340	0.1353	0.0628	0.0807	0.0724	0.0466	0.0999	0.1487	0.2120

066/84-Mai-21
Ministère des Communications

TABLEAU 5.21 (suite)

MATRICE DES CONTRIBUTIONS SOURCE-RECEPTEUR PRINTEMPS 1980
DEPOT DE SO2 SEC
PENDANT LES PERIODES SECHES

	14 GP	15 MTL	16 NB	17 NE	18 ANT	19 TN	20 WNY	21 ENY	22 SNA	23 NNA	24 NDA	25 LAB
1 ABI	0.1156	0.1376	0.0617	0.0215	0.1618	0.0469	0.0113	0.0208	0.0221	0.0526	0.0857	0.1746
2 CQB	0.0212	0.0029	0.0021	0.0010	0.0308	0.0054	0.0002	0.0007	0.0001	0.0011	0.0009	0.0572
3 NQB	0.0025	0.0008	0.0003	0.0002	0.0028	0.0007	0.0002	0.0002	0.0000	0.0002	0.0000	0.1453
10 NMN	0.3262	0.0576	0.0478	0.0377	0.0632	0.0462	0.0143	0.0127	0.0115	0.0451	0.0153	4.8541
11 SMN	0.0341	0.0060	0.0064	0.0039	0.0712	0.0100	0.0025	0.0012	0.0005	0.0043	0.0027	0.0837
12 NWO	0.0406	0.0244	0.0219	0.0070	0.0495	0.0094	0.0075	0.0052	0.0041	0.0160	0.0150	0.1725
13 NEO	1.2220	0.6593	0.5909	0.2758	2.4220	0.2763	0.1827	0.2252	0.1759	0.4384	0.9430	2.1987
14 SUD	4.7382	5.6547	3.1524	1.4897	4.5355	1.4265	2.6307	2.1434	1.6940	3.7928	3.7807	8.9078
15 SWO	2.1022	3.8877	2.9642	1.6601	1.2815	0.9638	15.6106	4.8840	2.0974	3.6764	0.1548	3.7658
16 SEO	0.3251	2.5691	0.4470	0.2709	0.6256	0.1637	0.1040	0.9695	0.5571	0.6259	0.0528	0.6047
17 SLV	7.0865	30.7509	8.8770	4.0214	11.7440	2.0586	0.2275	0.8732	2.1483	13.4339	0.7598	10.1096
18 NDA	4.7345	4.3046	3.2468	1.5413	7.1813	1.6087	1.2566	0.5496	0.6010	2.4267	87.1026	9.9782
19 GBY	33.5858	0.1558	2.5527	0.9216	10.1456	3.9336	0.0	0.0210	0.0378	0.4351	0.0351	4.6151
20 NBK	2.1281	0.6518	29.8235	12.1762	9.7686	3.5973	0.0594	0.3430	0.8601	3.4675	0.1005	5.3727
21 NSP	1.8034	0.1744	2.1628	34.8085	5.9134	6.4282	0.0375	0.0926	0.2057	0.6988	0.0	6.1818
22 NFL	0.4748	0.0129	0.4088	0.6566	2.0157	57.1882	0.0	0.0040	0.0122	0.0771	0.0040	4.3465
50 OHO	4.0572	8.0985	5.8330	5.5701	3.8648	3.2464	19.8267	9.0657	7.6954	5.7834	1.3521	5.3680
51 ILL	0.9505	1.9721	1.6070	1.4232	2.2241	0.8236	4.1512	1.3936	1.3517	1.6765	0.8435	1.5868
52 PEN	5.5115	9.1046	7.9032	5.8114	5.5555	1.9651	19.8940	14.2437	10.4262	8.7860	0.4757	6.8075
53 IND	0.8086	1.6328	0.7073	1.1289	1.3325	0.7562	5.5180	2.6199	2.1549	1.4012	0.8327	0.9380
54 KEN	1.0073	1.6252	1.5195	1.4773	1.3724	0.5114	2.4163	0.9801	1.2254	1.5633	0.0706	1.0374
55 MCH	1.8754	3.0632	2.8212	1.4000	1.9607	0.3913	7.2791	2.6561	1.4555	3.1269	1.0063	2.2144
56 TEN	0.5479	1.3650	1.3131	1.2960	0.9493	0.5316	1.6950	0.8441	0.7533	1.3860	0.0581	0.5696
57 MSU	0.4684	0.6462	0.4110	0.3478	1.3278	0.0934	1.1104	0.3655	0.3269	0.4485	0.4051	0.2919
58 WVR	1.7932	3.1555	2.2823	1.8679	1.5641	0.9707	4.0916	2.8082	2.1877	1.9272	0.2343	1.7607
59 NYK	9.4791	8.7408	5.2774	5.2493	4.7039	3.9241	4.1833	44.8067	18.6808	11.2405	0.1456	6.0063
60 ALA	0.2456	0.4670	0.6823	0.6957	0.4299	0.1950	1.2619	0.6922	0.4784	0.7976	0.0158	0.3560
61 WI	0.8053	0.8496	0.6371	0.4303	0.4537	0.0518	0.9584	0.4667	0.5241	0.8240	0.2443	0.4795
62 IA	0.2089	0.3879	0.3926	0.1253	0.0867	0.0347	0.3105	0.1695	0.1204	0.2570	0.0401	0.1771
63 MIN	0.1605	0.2687	0.1459	0.0650	0.1649	0.0853	0.1348	0.0926	0.0775	0.2198	0.1147	0.4078
64 VA	0.5549	0.9329	0.9681	1.2564	1.0168	0.7379	1.0060	0.8690	0.9052	1.2361	0.0935	0.8578
65 NC	0.5441	0.9623	0.6574	1.6224	0.3425	0.7730	1.2882	0.7997	0.9843	0.8212	0.1683	0.3766
66 NH	0.8856	0.6516	0.9129	0.8116	1.5091	0.4099	0.1319	0.2339	3.7537	2.3890	0.0102	0.8397
67 GA	0.3721	0.3284	0.6089	1.0224	0.6895	0.8528	1.0550	0.7535	0.7064	0.5991	0.2364	0.2206
68 SC	0.1471	0.3569	0.1977	0.4382	0.3084	0.3834	0.3181	0.3264	0.3128	0.2553	0.0887	0.1587
69 MD	0.9670	1.2414	1.2981	1.1666	0.6561	0.4481	0.7216	1.1348	1.2080	1.2510	0.2335	0.8493
70 DE	0.2131	0.3123	0.3242	0.4659	0.2724	0.2819	0.1798	0.2815	0.2745	0.3254	0.0379	0.2180
71 NJ	2.0126	1.8298	1.8660	1.6358	1.4408	1.1179	0.8148	1.4169	2.6032	1.7959	0.0598	1.2994
72 DC	0.1030	0.1656	0.1729	0.1872	0.1363	0.0797	0.1371	0.1418	0.1930	0.1744	0.0442	0.1332
73 AR	0.0308	0.0359	0.0211	0.0223	0.0	0.0089	0.1068	0.0527	0.0475	0.0424	0.0149	0.0
74 LA	0.0779	0.0431	0.0481	0.0635	0.0427	0.0	0.0777	0.0798	0.0815	0.0543	0.0	0.0504
75 MS	0.0555	0.0769	0.1041	0.1632	0.0377	0.0238	0.3127	0.1363	0.1329	0.1389	0.0	0.0509
76 MA	4.2677	1.3313	3.4752	3.8420	6.8275	2.0091	0.4876	1.2929	25.9154	4.4530	0.0751	2.5897
77 CT	1.3188	0.6578	0.7629	0.8662	1.3569	0.4107	0.2569	0.5056	4.0325	1.4054	0.0259	0.7666
78 RI	0.2859	0.0892	0.2328	0.2574	0.4573	0.1346	0.0327	0.0866	1.7360	0.2983	0.0050	0.1735
79 ME	1.3598	0.3448	2.3284	1.2799	2.7585	0.9305	0.0716	0.1900	0.7108	15.7698	0.0123	1.7063
80 VT	0.1446	0.2124	0.1223	0.1180	0.1449	0.0538	0.0254	0.3478	0.5168	0.3612	0.0023	0.1403

086184-Mar-21
Ministère des Communications

TABLEAU 5.22

MATRICE DES CONTRIBUTIONS SOURCE-RECEPTEUR PRINTEMPS 1980
DEPOT DE SO2 SEC
PENDANT LES PERIODES HUMIDES

	1 NEO	2 CEO	3 SWO	4 SEO	5 SUD	6 SBJ	7 PBL	8 NQB	9 OTT	10 ABI	11 NIT	12 CHI	13 LSJ
1 ABI	0.8991	0.1320	0.0060	0.0246	0.0053	0.6114	0.3508	0.2117	0.2602	2.0498	0.4292	0.5404	0.6108
2 CQB	0.0385	0.0014	0.0003	0.0013	0.0002	0.0999	0.3222	0.1751	0.0025	0.0045	2.8668	0.1984	0.0261
3 NQB	0.0025	0.0000	0.0000	0.0004	0.0	0.0034	0.0085	4.4146	0.0012	0.0003	0.1022	0.0150	0.0031
10 NMN	2.1601	0.0622	0.0092	0.0173	0.0011	0.6351	4.8421	18.8266	0.0287	0.0615	3.2674	0.3951	0.0989
11 SMN	0.3901	0.0121	0.0031	0.0020	0.0003	0.1432	0.2159	0.2479	0.0030	0.0099	0.1531	0.0983	0.0128
12 NWO	0.9150	0.1148	0.0115	0.0119	0.0017	0.1683	0.2440	0.2576	0.0084	0.0266	0.1914	0.0828	0.0389
13 NEO	17.5527	35.6176	0.3145	0.9256	0.3020	2.7688	2.5854	2.4603	0.8980	1.5138	3.1017	2.3883	1.5355
14 SUD	6.3266	27.2632	10.2579	31.8698	93.4646	11.3890	12.7388	6.6445	30.7718	11.1888	8.1155	6.5274	6.4140
15 SWO	0.4193	1.2433	39.6143	10.1141	0.3492	2.2435	3.0357	3.4271	3.9445	1.1757	3.7704	3.3313	2.1016
16 SEO	0.6347	0.1243	0.0522	0.7466	0.0594	0.3566	0.3667	0.2775	1.4435	0.2551	0.8288	0.9160	0.9385
17 SLV	6.3762	1.4435	0.1156	1.1791	0.2352	8.5733	5.9338	3.6859	5.4529	4.9600	6.1554	10.5071	21.3144
18 NDA	15.4171	14.2967	0.8017	7.1288	1.6910	34.3735	23.5011	11.1215	14.3879	59.3253	16.0457	20.4709	18.4149
19 GBY	1.0046	0.0463	0.0014	0.0034	0.0011	1.1703	2.9933	3.0841	0.0160	0.0701	6.0989	5.2621	2.9050
20 NBK	0.7266	0.1222	0.0090	0.0908	0.0204	0.3482	0.7998	2.7971	0.5768	0.1406	2.8889	1.8237	1.0363
21 NSP	0.1594	0.0125	0.0059	0.0487	0.0084	0.0673	0.5362	3.0390	0.1647	0.0211	2.1176	1.1761	0.2674
22 NFL	0.1617	0.0059	0.0003	0.0	0.0	0.1133	0.3971	1.9551	0.0	0.0092	0.7608	0.2963	0.0809
50 OHO	1.9233	1.5940	12.4948	11.6106	0.4378	5.1826	8.2198	8.5053	6.8775	3.3615	6.2794	8.6621	6.3828
51 ILL	3.3557	2.5057	3.3762	2.2573	0.4880	4.2447	4.6084	2.0467	1.8989	1.0687	1.2704	1.4920	1.0315
52 PEN	3.5411	1.4458	2.3792	10.3523	0.5227	2.0245	3.6498	5.9354	8.0969	2.5450	10.7448	8.4743	7.5856
53 IND	1.6403	1.6001	3.8629	2.3180	0.4515	5.4188	6.0625	2.3594	1.9956	1.4239	1.2222	1.5765	1.3913
54 KEN	1.5846	0.6880	2.0851	1.7027	0.0613	1.7859	2.5242	2.8769	2.7423	0.7713	0.9849	1.0029	0.8738
55 MCH	1.7999	3.9052	18.3698	5.1800	0.7762	4.1469	4.8470	3.5482	3.0971	1.4815	3.2505	2.8064	1.8622
56 TEN	0.5509	0.6415	0.9940	1.3246	0.0636	0.4426	0.6973	0.9014	1.9515	0.5784	1.2016	0.6458	0.4848
57 MSU	4.8973	0.8502	0.5053	0.4259	0.0772	2.4823	1.2728	1.2614	0.7995	0.5358	1.1978	0.8544	0.3971
58 WVR	1.1509	0.7824	1.2647	2.6132	0.1190	1.0916	1.0143	0.7481	3.4507	0.8616	2.2861	2.3037	2.9884
59 NYK	3.7924	0.2619	0.5048	2.9166	0.0680	3.7401	2.6949	3.2597	1.7192	2.0604	4.1419	7.9143	8.9166
60 ALA	0.0	0.2980	0.3966	0.4492	0.0567	0.0454	0.0	0.0506	0.3915	0.0822	0.2208	0.0738	0.1115
61 WI	9.0411	2.1564	0.6239	0.8434	0.2646	1.4685	1.0474	0.8187	0.9624	0.4853	0.6511	0.9466	0.6928
62 IA	2.7949	0.6635	0.1980	0.2965	0.0815	0.2556	0.3029	0.2785	0.3439	0.1653	0.2141	0.1463	0.2419
63 MIN	2.4144	0.4552	0.1474	0.2298	0.0429	0.2149	0.1763	0.5730	0.2658	0.1716	0.4142	0.2890	0.2043
64 VA	1.0532	0.2786	0.1651	0.8545	0.0728	0.2871	0.2467	0.5509	1.3004	0.4988	0.5989	0.9852	0.8341
65 NC	0.8171	0.2765	0.2875	1.0457	0.0759	0.3664	0.0977	0.0	1.3888	0.6131	0.9749	0.7218	0.7854
66 NH	0.4815	0.0854	0.0178	0.2868	0.0363	0.5476	0.3499	0.3235	0.4593	0.0911	0.7732	0.5091	1.2074
67 GA	0.2005	0.3511	0.2451	0.5714	0.0368	0.0369	0.0	0.0	0.3852	0.2836	0.1300	0.1722	0.2206
68 SC	0.2569	0.1187	0.1486	0.2436	0.0302	0.0238	0.0444	0.0	0.3578	0.1169	0.1002	0.1869	0.1221
69 MD	1.1049	0.0809	0.1175	0.6015	0.0088	0.2325	0.2481	0.3633	1.2320	0.6321	1.0353	0.8674	0.7241
70 DE	0.2657	0.0103	0.0337	0.1595	0.0015	0.0898	0.0916	0.1193	0.3349	0.1676	0.2282	0.2694	0.2255
71 NJ	1.3624	0.0387	0.1514	0.3856	0.0087	0.8127	0.3845	0.4991	1.1574	0.4657	1.1010	1.5541	1.3639
72 DC	0.2077	0.0195	0.0211	0.1179	0.0044	0.0410	0.0403	0.0645	0.1770	0.0879	0.1703	0.1415	0.1087
73 AR	0.1598	0.0435	0.0353	0.0254	0.0080	0.0497	0.0669	0.0460	0.0149	0.0239	0.0598	0.0551	0.0408
74 LA	0.0541	0.0525	0.0617	0.0315	0.0028	0.0	0.0	0.0	0.0	0.0	0.0474	0.0243	0.0322
75 MS	0.0	0.0844	0.0890	0.0482	0.0102	0.0132	0.0	0.0362	0.0229	0.0035	0.0886	0.0463	0.0185
76 MA	1.1889	0.0766	0.1434	0.5864	0.0175	0.9933	1.4211	1.2045	0.1322	0.2980	2.3020	1.5029	3.2572
77 CT	0.5948	0.0259	0.0585	0.1929	0.0082	0.4139	0.2802	0.3457	0.0841	0.1606	0.5305	0.7951	1.0111
78 RI	0.0796	0.0051	0.0096	0.0393	0.0012	0.0665	0.0952	0.0807	0.0089	0.0200	0.1542	0.1007	0.2182
79 ME	0.3932	0.0853	0.0052	0.0623	0.0139	0.2965	0.5943	0.5091	0.3275	0.1076	0.6382	0.6700	0.6101
80 VT	0.1089	0.0212	0.0049	0.0632	0.0123	0.1203	0.0502	0.0689	0.0640	0.0252	0.0937	0.1817	0.2569

366/84-Mai-21
Ministère des Communications

TABLEAU 5.22 (suite)

MATRICE DES CONTRIBUTIONS SOURCE-RECEPTEUR PRINTEMPS 1980
DEPOT DE SO2 SEC
PENDANT LES PERIODES HUMIDES

	14 GP	15 MTL	16 NB	17 NE	18 ANT	19 TN	20 WNY	21 ENY	22 SNA	23 NNA	24 NDA	25 LAB
1 ABI	0.0978	0.1544	0.0466	0.0126	0.2046	0.0200	0.0097	0.0144	0.0144	0.0485	0.0523	0.2281
2 CQB	0.0257	0.0028	0.0020	0.0008	0.0545	0.0036	0.0002	0.0006	0.0001	0.0011	0.0004	0.1214
3 NQB	0.0024	0.0007	0.0002	0.0001	0.0043	0.0006	0.0002	0.0002	0.0000	0.0002	0.0000	0.3928
10 NMN	0.1241	0.0198	0.0189	0.0133	0.0383	0.0135	0.0066	0.0040	0.0036	0.0174	0.0024	3.7766
11 SMN	0.0140	0.0020	0.0023	0.0013	0.0493	0.0026	0.0012	0.0004	0.0002	0.0016	0.0005	0.0608
12 NWO	0.0173	0.0097	0.0085	0.0024	0.0363	0.0025	0.0039	0.0019	0.0015	0.0068	0.0036	0.1379
13 NEO	0.5930	0.3230	0.2516	0.1019	1.8825	0.0806	0.1209	0.1221	0.0828	0.2196	0.3660	1.8195
14 SUD	2.2758	3.6683	1.5252	0.6029	3.3478	0.4397	2.4725	1.3981	1.0262	2.1867	1.8090	7.4624
15 SWO	0.8863	2.3886	1.5132	0.6963	0.8319	0.2681	19.5935	3.4565	1.1898	2.3856	0.0402	2.9844
16 SEO	0.1630	4.3736	0.2624	0.1206	0.4878	0.0491	0.0716	1.1848	0.5558	0.5541	0.0203	0.5291
17 SLV	4.8564	52.6865	7.3284	2.2263	11.8610	0.6499	0.1238	0.5480	1.8299	17.8049	0.2451	10.8626
18 NDA	3.6059	3.3867	2.2045	0.8688	7.7307	0.6538	1.2506	0.3711	0.3843	1.8214	95.5350	12.2729
19 GBY	63.8194	0.0812	2.6256	0.6432	15.9124	2.0907	0.0	0.0088	0.0168	0.3077	0.0077	6.3033
20 NBK	1.6204	0.3794	57.2766	15.3690	13.1171	1.6461	0.0329	0.1970	0.5697	4.5687	0.0246	6.7855
21 NSP	1.4378	0.1020	1.9180	60.4633	7.8935	3.1919	0.0246	0.0442	0.1117	0.5309	0.0	8.4879
22 NFL	0.3958	0.0056	0.3384	0.5887	3.1353	83.9023	0.0	0.0022	0.0064	0.0481	0.0008	8.1376
50 OHD	1.5288	4.6211	2.4947	2.0695	2.4472	0.9258	20.5045	5.4906	3.8236	2.9721	0.3615	3.6739
51 ILL	0.3469	0.8005	0.5916	0.4751	1.3568	0.2042	2.5322	0.5353	0.4527	0.7079	0.2840	1.0641
52 PEN	2.3665	6.2205	3.7435	2.2551	3.7525	0.5816	25.4701	11.0944	6.6885	5.6008	0.1044	4.9942
53 IND	0.3054	0.6679	0.2746	0.4066	0.8350	0.1934	4.1583	1.1423	0.8868	0.6446	0.2287	0.6435
54 KEN	0.3722	0.7521	0.6467	0.5739	0.9301	0.1411	1.7134	0.4250	0.5122	0.7501	0.0126	0.6828
55 MCH	0.7370	1.4311	1.2291	0.5050	1.3561	0.1044	5.8248	1.2801	0.6452	1.5741	0.3611	1.5675
56 TEN	0.2008	0.6779	0.5475	0.4911	0.5883	0.1412	1.0022	0.3614	0.3108	0.6540	0.0134	0.3716
57 MSU	0.1664	0.2343	0.1514	0.1156	0.7935	0.0229	0.5726	0.1205	0.1090	0.1715	0.0921	0.1822
58 WVR	0.7664	2.1971	1.0422	0.6955	1.0443	0.2651	3.8936	1.7796	1.2811	1.2622	0.0517	1.2955
59 NYK	5.3756	7.6303	3.3680	2.5527	3.5790	1.2069	4.0779	64.2634	20.5670	10.5595	0.0293	5.1284
60 ALA	0.0877	0.2039	0.2697	0.2440	0.2534	0.0532	0.7219	0.3175	0.2014	0.3999	0.0024	0.2242
61 WI	0.3249	0.3249	0.2323	0.1392	0.2973	0.0126	0.5890	0.1817	0.1852	0.3200	0.0479	0.3194
62 IA	0.0752	0.1482	0.1464	0.0406	0.0523	0.0085	0.1703	0.0597	0.0411	0.1043	0.0065	0.1131
63 MIN	0.0593	0.0973	0.0520	0.0204	0.1271	0.0230	0.0614	0.0294	0.0238	0.0841	0.0214	0.2818
64 VA	0.2506	0.5781	0.4905	0.5265	0.6936	0.2245	0.8497	0.5336	0.5468	0.8179	0.0197	0.6717
65 NC	0.2384	0.5805	0.3215	0.6429	0.2521	0.2734	1.0513	0.4070	0.5423	0.5014	0.0362	0.2790
66 NH	0.5266	0.5486	0.7791	0.4916	1.4007	0.1433	0.0976	0.1630	5.5726	3.3379	0.0020	0.7924
67 GA	0.1501	0.1603	0.2962	0.4097	0.4373	0.2565	0.6246	0.3186	0.2880	0.3190	0.0496	0.1502
68 SC	0.0618	0.1615	0.0918	0.1839	0.2131	0.1263	0.1825	0.1397	0.1422	0.1249	0.0171	0.1107
69 MD	0.4989	0.7294	0.6852	0.4926	0.4797	0.1346	0.5338	0.7255	0.8241	0.8399	0.0764	0.6713
70 DE	0.1121	0.1784	0.1615	0.2160	0.2153	0.0991	0.1337	0.1777	0.1660	0.1974	0.0103	0.1667
71 NJ	1.0901	1.3300	1.0632	0.7368	1.1894	0.4240	0.6001	1.0578	2.1782	1.2515	0.0118	1.0761
72 DC	0.0503	0.0932	0.0885	0.0794	0.1084	0.0257	0.1102	0.0860	0.1375	0.1138	0.0112	0.1081
73 AR	0.0110	0.0130	0.0077	0.0071	0.0	0.0021	0.0570	0.0194	0.0169	0.0174	0.0035	0.0
74 LA	0.0271	0.0149	0.0170	0.0199	0.0244	0.0	0.0389	0.0276	0.0270	0.0199	0.0	0.0311
75 MS	0.0194	0.0311	0.0391	0.0546	0.0217	0.0060	0.1767	0.0533	0.0503	0.0571	0.0	0.0319
76 MA	2.3961	0.9934	2.5782	2.2240	6.2760	0.7977	0.2854	0.8577	38.4606	4.5452	0.0204	2.1646
77 CT	0.7602	0.4693	0.5158	0.4531	1.1659	0.1418	0.1744	0.3585	5.6744	1.2973	0.0130	0.6929
78 RI	0.1605	0.0665	0.1727	0.1490	0.4204	0.0534	0.0191	0.0575	2.5763	0.3045	0.0014	0.1450
79 ME	0.9146	0.2431	2.4859	0.9538	2.9871	0.3762	0.0413	0.1080	0.6080	29.5288	0.0025	1.8792
80 VT	0.0843	0.2172	0.0942	0.0634	0.1150	0.0171	0.0191	0.4745	0.6675	0.4180	0.0005	0.1249

066/86-Mai-21
Ministère des Communications

TABLEAU 5.23

MATRICE DES CONTRIBUTIONS SOURCE-RECEPTEUR PRINTEMPS 1980
DEPOT DE SO4 SEC
PENDANT LES PERIODES SECHES

	1 NEO	2 CEO	3 SWO	4 SEO	5 SUD	6 SBJ	7 PBL	8 NQB	9 OTT	10 ABI	11 NIT	12 CHI	13 LSJ
1 ABI	0.2366	0.1415	0.0177	0.0286	0.0340	0.1492	0.0911	0.1180	0.0779	0.3700	0.1406	0.1531	0.1633
2 CQB	0.0120	0.0028	0.0007	0.0015	0.0018	0.0211	0.0283	0.0277	0.0019	0.0054	0.0977	0.0242	0.0091
3 NQB	0.0015	0.0002	0.0000	0.0003	0.0	0.0022	0.0030	0.1334	0.0010	0.0008	0.0166	0.0065	0.0025
10 NMN	4.1285	0.5051	0.0882	0.1234	0.0366	1.7420	7.6078	13.9881	0.1603	0.5699	5.6175	1.0955	0.4629
11 SMN	0.4919	0.0752	0.0194	0.0121	0.0092	0.3748	0.4557	0.4014	0.0156	0.0798	0.3198	0.2797	0.0696
12 NWO	0.6538	0.2556	0.0461	0.0367	0.0183	0.3659	0.2974	0.3400	0.0267	0.1382	0.2660	0.1914	0.1318
13 NEO	5.3421	8.9667	0.6563	1.4340	1.1556	2.9340	2.3002	2.4894	1.4914	2.5467	2.8043	2.7638	2.4232
14 SUD	6.4563	13.5514	7.5451	10.4791	50.8611	8.4623	5.3499	7.0943	13.8405	11.3799	7.7894	6.4929	8.2450
15 SWO	1.0400	2.0145	12.4248	7.0362	1.4088	4.3816	3.4175	3.4359	4.6231	3.7100	3.4772	4.7540	3.8051
16 SEO	0.5243	0.3038	0.1729	0.3795	0.4122	0.4161	0.2857	0.3746	0.5099	0.3124	0.5228	0.4570	0.5287
17 SLV	5.1886	4.2729	0.6548	1.9637	3.1571	6.3496	3.4210	3.9134	4.4706	4.9025	3.9555	3.8231	6.1346
18 NDA	5.4790	8.7529	1.5136	4.6879	4.5860	7.5924	6.0204	6.6697	6.4368	14.6855	6.9116	8.2380	9.1533
19 GBY	0.8684	0.2719	0.0138	0.0201	0.0341	1.2124	1.5050	1.7497	0.0483	0.2654	1.9089	1.4793	1.3414
20 NBK	1.0365	0.7919	0.1003	0.4083	0.5727	0.5594	0.7296	1.9814	1.6655	0.5413	1.5613	1.1988	0.9186
21 NSP	0.3377	0.0941	0.0568	0.1630	0.1807	0.0936	0.8242	2.0736	0.3836	0.1077	1.7992	0.8928	0.3390
22 NFL	0.2929	0.0494	0.0031	0.0	0.0	0.2200	0.5226	0.7692	0.0	0.0598	0.5146	0.3479	0.1547
50 OHO	3.6757	4.4723	12.0597	10.6680	2.4056	6.7440	9.2326	10.8994	8.3074	8.6406	10.3813	11.2431	10.0580
51 ILL	5.1871	7.4481	8.4164	6.2945	5.2132	7.4658	8.1181	2.9177	6.6602	5.9710	2.6893	4.1346	4.0474
52 PEN	5.4586	6.1482	7.0260	12.0398	6.3879	6.0565	7.5586	8.6376	6.4058	6.2255	9.3719	9.4497	10.5109
53 IND	4.5208	5.3231	7.1673	5.1577	4.0976	8.3216	8.1943	3.5328	5.2346	6.5595	3.0127	4.3201	3.9902
54 KEN	1.6484	2.7999	4.4919	3.4938	1.1037	3.5498	4.0579	4.7089	6.0911	3.5176	2.2746	1.8951	1.9535
55 MCH	2.7572	4.4985	13.0466	6.6711	3.2377	4.8894	5.6407	4.9478	5.5694	4.1665	5.4669	5.6004	5.8098
56 TEN	0.8510	2.5971	3.0415	3.2362	1.1633	1.0281	1.6468	1.6644	4.3687	1.7555	2.7950	1.4531	0.9824
57 MSU	8.9690	4.2875	2.3161	1.6222	1.4698	4.4129	3.0142	2.2869	2.9786	2.9178	2.8897	2.9986	1.9161
58 WVR	2.1681	2.1853	3.2831	3.2027	0.8430	2.5802	2.0203	0.9173	3.0383	2.4309	3.4721	3.6305	3.3452
59 NYK	4.8337	1.8824	2.2750	4.2813	1.4000	6.5757	5.6713	4.7577	1.9869	3.3122	6.3009	8.4173	7.1966
60 ALA	0.0	1.5018	1.8396	1.1808	0.8562	0.1663	0.0	0.1469	0.7190	0.4280	0.7190	0.1649	0.2688
61 WI	9.4770	4.2347	1.9919	2.6430	2.3870	3.3483	2.9499	1.5444	2.9155	2.6744	1.3670	2.5780	2.7353
62 IA	3.4656	2.2463	0.7929	0.9694	1.2236	0.8461	1.0268	0.6912	1.1837	1.1003	0.5377	0.5381	1.0843
63 MIN	2.5777	1.7875	0.8057	1.0448	0.4739	0.7274	0.4945	0.8127	0.9050	1.0525	0.9409	0.8985	0.8880
64 VA	1.4072	1.1686	0.7928	1.3842	0.7953	0.7970	0.6982	0.6606	1.3809	1.1679	0.6092	1.0357	0.9098
65 NC	1.8955	1.3236	1.3379	1.5410	0.8416	1.3330	0.4114	0.0	1.9027	1.7646	1.4425	1.1255	1.0569
66 NH	0.5528	0.3291	0.1066	0.4478	0.4268	0.5583	0.4046	0.4275	0.5785	0.2421	0.5427	0.3781	0.5727
67 GA	0.3427	1.7964	1.3796	1.6835	0.6815	0.1770	0.0	0.0	0.8538	1.2129	0.3087	0.4797	0.4093
68 SC	0.4886	0.6447	0.7925	0.5990	0.3649	0.0838	0.1422	0.0	0.6596	0.5275	0.1968	0.2453	0.2118
69 MD	1.7928	0.5014	0.5972	1.2382	0.2587	0.8619	0.7626	0.5912	1.5198	1.6551	0.8667	1.1166	1.0860
70 DE	0.4656	0.0765	0.1477	0.3377	0.0521	0.2558	0.2491	0.1567	0.4367	0.3850	0.2191	0.3208	0.3313
71 NJ	1.7797	0.4136	0.6819	1.0493	0.3079	1.1192	0.7299	0.7977	0.9318	1.0339	1.1721	1.5180	1.5785
72 DC	0.2601	0.1114	0.1134	0.2186	0.0877	0.1399	0.1173	0.1019	0.1983	0.2276	0.1652	0.1443	0.1552
73 AR	0.4035	0.1853	0.1735	0.0720	0.1135	0.0939	0.1653	0.1086	0.0173	0.0877	0.1694	0.1924	0.1701
74 LA	0.0802	0.3216	0.3710	0.1029	0.1009	0.0	0.0	0.0	0.0	0.0	0.1761	0.1206	0.1538
75 MS	0.0	0.3569	0.4853	0.1986	0.0734	0.0570	0.0	0.1038	0.1216	0.0264	0.3086	0.1867	0.0894
76 MA	1.5822	0.5377	0.7536	1.0617	0.4811	1.6818	2.4649	1.6985	0.3875	0.6578	2.5031	2.0154	2.9780
77 CT	0.5864	0.2029	0.2772	0.4137	0.2022	0.5986	0.5704	0.5447	0.2120	0.2473	0.6566	0.8504	0.8950
78 RI	0.1060	0.0360	0.0505	0.0711	0.0322	0.1127	0.1651	0.1138	0.0260	0.0441	0.1677	0.1350	0.1995
79 ME	0.4731	0.4599	0.0484	0.2260	0.3575	0.4209	0.5648	0.5802	0.5860	0.2279	0.4838	0.5222	0.4031
80 VT	0.1041	0.0718	0.0242	0.0753	0.0929	0.1206	0.0691	0.0899	0.0706	0.0645	0.0903	0.0937	0.1306

356/86-Mai-21
Ministère des Communications

TABLEAU 5.23 (suite)

MATRICE DES CONTRIBUTIONS SOURCE-RECEPTEUR PRINTEMPS 1980
DEPOT DE SO4 SEC
PENDANT LES PERIODES SECHES

	14 GP	15 MTL	16 NB	17 NE	18 ANT	19 TN	20 WNY	21 ENY	22 SNA	23 NNA	24 NDA	25 LAB
1 ABI	0.0966	0.1027	0.0644	0.0289	0.1171	0.0882	0.0158	0.0325	0.0357	0.0523	0.1363	0.1249
2 CQB	0.0146	0.0035	0.0024	0.0012	0.0198	0.0076	0.0005	0.0011	0.0002	0.0014	0.0032	0.0284
3 NQB	0.0025	0.0011	0.0004	0.0003	0.0024	0.0007	0.0003	0.0005	0.0001	0.0002	0.0003	0.0506
10 NMN	0.7668	0.1926	0.1072	0.0921	0.1477	0.1216	0.0408	0.0558	0.0541	0.1431	0.1381	6.0325
11 SMN	0.0665	0.0217	0.0195	0.0114	0.1058	0.0384	0.0063	0.0050	0.0021	0.0148	0.0194	0.1244
12 NWO	0.0718	0.0588	0.0516	0.0187	0.0639	0.0322	0.0168	0.0163	0.0121	0.0391	0.0596	0.2014
13 NEO	1.6984	1.1128	1.1206	0.5908	2.7592	0.7289	0.2777	0.3705	0.3389	0.7786	2.0721	2.3809
14 SUD	6.7004	6.5324	4.6952	2.6169	5.7683	3.2863	2.5417	2.7819	2.3062	5.4060	6.4286	9.4058
15 SWO	3.7510	4.8857	4.1137	2.7292	2.0814	2.6708	10.1361	5.7213	3.1645	4.5317	0.5703	4.3591
16 SEO	0.4443	0.9447	0.5216	0.4138	0.7246	0.4057	0.1577	0.6276	0.4434	0.5467	0.1260	0.6031
17 SLV	6.3632	10.8971	6.7425	4.5536	9.2468	4.9509	0.5047	1.2631	2.0372	7.0824	2.2195	7.4999
18 NDA	4.5812	5.0279	3.9779	2.2181	6.7679	3.3500	1.4523	0.8880	1.0062	3.2054	61.4932	7.8618
19 GBY	7.7664	0.2876	1.4624	0.7936	4.5319	4.2662	0.0	0.0685	0.1049	0.5279	0.1982	2.5830
20 NBK	1.7218	0.9875	7.2476	4.7202	5.4217	4.9885	0.1649	0.5899	1.1446	1.7869	0.4598	3.4037
21 NSP	1.3667	0.2624	1.5104	8.5967	3.3090	7.7606	0.0693	0.2223	0.3748	0.7595	0.0	3.4309
22 NFL	0.3377	0.0382	0.3139	0.4005	0.9098	15.2489	0.0	0.0076	0.0239	0.1159	0.0320	1.5629
50 OHO	9.0768	11.2493	10.8072	11.3895	6.6651	8.5234	16.7899	13.0742	13.9689	9.9920	4.7868	8.5399
51 ILL	2.2894	4.5404	4.0310	3.6629	4.2410	3.0912	7.2442	3.8961	4.7520	4.0508	2.1954	2.6622
52 PEN	9.5117	9.9211	12.3093	10.9413	8.2473	4.7774	12.5664	14.6538	13.3336	11.0895	2.2229	9.2121
53 IND	1.7977	3.7119	1.5785	2.4536	2.3616	2.5891	7.1590	5.9877	5.1900	2.8969	2.8486	1.4845
54 KEN	2.3578	3.0431	2.8404	2.7745	2.0235	1.4438	3.4049	2.2601	2.8812	3.0110	0.4571	1.8318
55 MCH	3.8335	5.6554	5.0587	3.0349	2.7670	1.1975	8.7065	5.2445	3.1187	5.5752	2.4026	3.2461
56 TEN	1.3072	2.3036	2.5476	2.5509	1.7337	1.6468	3.0969	1.9849	1.8081	2.7451	0.2511	1.0309
57 MSU	1.2042	1.8230	1.0301	0.9027	2.6891	0.3625	2.5146	1.3604	1.1603	1.3366	1.7988	0.6088
58 WVR	3.1207	3.3538	3.7771	3.7974	2.3804	2.8061	3.8785	3.8126	3.1610	2.3446	1.0852	2.3683
59 NYK	10.5587	6.8492	5.3299	6.8534	5.5304	8.8529	3.8399	18.5970	11.3478	8.4104	0.7734	6.0886
60 ALA	0.6246	0.9558	1.4669	1.5989	0.9079	0.5646	2.4227	1.4678	1.1110	1.4312	0.1396	0.7182
61 WI	1.5633	2.1700	1.6346	1.1967	0.7210	0.2073	1.6532	1.2761	1.6486	2.3712	1.3518	0.8200
62 IA	0.5205	0.9933	0.9557	0.3461	0.1713	0.1363	0.6364	0.5537	0.4069	0.6720	0.3108	0.3422
63 MIN	0.3746	0.7590	0.3957	0.1981	0.1895	0.2534	0.3823	0.3744	0.3322	0.6541	0.6878	0.6335
64 VA	0.8770	1.1587	1.3595	2.0693	1.4764	1.7011	1.1194	1.2304	1.2544	1.4830	0.4631	1.0168
65 NC	0.9059	1.2393	0.9747	2.9408	0.4273	1.3689	1.5001	1.4623	1.5454	1.1001	0.8088	0.4993
66 NH	0.9228	0.5363	0.6236	0.7781	1.2861	0.7396	0.1754	0.2795	1.4177	1.0200	0.0582	0.7228
67 GA	0.7222	0.5681	0.9105	1.8176	1.1857	2.0087	1.9237	1.8058	1.7265	0.9791	1.1816	0.3549
68 SC	0.2642	0.6906	0.3183	0.7195	0.4358	0.7634	0.6088	0.7674	0.6462	0.4766	0.5054	0.2409
69 MD	1.2379	1.6577	1.7129	1.8984	0.8292	1.0570	0.9596	1.5221	1.4219	1.4707	0.6315	0.9886
70 DE	0.2648	0.4330	0.4671	0.6539	0.2994	0.5046	0.2374	0.3838	0.3799	0.4399	0.1322	0.2712
71 NJ	2.3968	1.8361	2.2063	2.3986	1.4735	1.7759	1.0899	1.5448	2.3300	2.0079	0.3292	1.3907
72 DC	0.1433	0.2346	0.2389	0.3020	0.1482	0.1645	0.1628	0.2040	0.2144	0.2134	0.1677	0.1478
73 AR	0.0776	0.1012	0.0543	0.0653	0.0	0.0372	0.2291	0.1583	0.1477	0.1079	0.0625	0.0
74 LA	0.2122	0.1338	0.1336	0.1911	0.1003	0.0	0.1849	0.2696	0.2923	0.1782	0.0	0.1088
75 MS	0.1487	0.1789	0.2497	0.4181	0.0859	0.0853	0.6118	0.3703	0.3683	0.3544	0.0	0.1041
76 MA	4.8260	1.2896	2.8644	3.9177	5.9072	2.9808	0.9038	1.6506	9.7941	2.9784	0.2603	2.7236
77 CT	1.4352	0.6767	0.7123	1.0178	1.3007	0.7565	0.3843	0.5905	1.6726	1.0775	0.0389	0.7074
78 RI	0.3233	0.0864	0.1919	0.2624	0.3957	0.1997	0.0605	0.1106	0.6561	0.1995	0.0174	0.1824
79 ME	1.1968	0.3603	1.1721	0.9292	1.8845	1.3455	0.1358	0.2986	0.6174	4.1382	0.0626	1.1682
80 VT	0.1549	0.1336	0.0960	0.1334	0.1581	0.1142	0.0329	0.1573	0.2463	0.2029	0.0121	0.1325

066/84-Mai-21
Ministère des Communications

TABLEAU 5.24

MATRICE DES CONTRIBUTIONS SOURCE-RECEPTEUR PRINTEMPS 1980
DEPOT DE SO4 SEC
PENDANT LES PERIODES HUMIDES

	1 NEO	2 CEO	3 SWO	4 SEO	5 SUD	6 SBJ	7 PBL	8 NQB	9 OTT	10 ABI	11 NIT	12 CHI	13 LSJ
1 ABI	0.3713	0.1447	0.0151	0.0327	0.0116	0.2627	0.1406	0.1518	0.1391	1.3201	0.1962	0.2378	0.2882
2 CQB	0.0256	0.0039	0.0009	0.0027	0.0009	0.0501	0.0898	0.0609	0.0035	0.0077	0.5859	0.0687	0.0189
3 NQB	0.0029	0.0002	0.0000	0.0005	0.0	0.0042	0.0062	0.6546	0.0018	0.0011	0.0380	0.0132	0.0047
10 NMN	3.9264	0.3286	0.0555	0.0981	0.0087	1.5727	7.3147	13.8818	0.1341	0.3676	5.3635	1.0121	0.3986
11 SMN	0.4784	0.0495	0.0124	0.0097	0.0022	0.3391	0.4323	0.3843	0.0131	0.0518	0.3028	0.2581	0.0596
12 NWO	0.6714	0.1834	0.0303	0.0303	0.0047	0.3341	0.2899	0.3283	0.0229	0.0915	0.2563	0.1782	0.1150
13 NEO	6.8083	23.2298	0.4652	1.2616	0.3729	2.8345	2.2954	2.4312	1.3389	1.9200	2.7664	2.6751	2.2114
14 SUD	6.3771	18.4080	7.7532	17.5958	86.3898	8.6427	6.0106	6.9106	17.8022	10.0481	7.6543	6.3722	7.6797
15 SWO	0.9440	1.5433	29.0160	7.9166	0.4631	3.8862	3.2404	3.2371	4.3027	2.4759	3.3158	4.3851	3.3270
16 SEO	0.5293	0.2147	0.1159	0.4667	0.1114	0.3982	0.2893	0.3672	0.7463	0.2539	0.5328	0.4977	0.5782
17 SLV	5.5367	3.1281	0.4502	1.8044	0.8382	6.7884	3.7826	4.0775	4.7172	4.4982	4.2505	4.7785	9.6579
18 NDA	7.8853	11.1204	1.3560	6.0564	1.9669	14.1281	9.3296	8.5412	9.4307	37.6509	9.2513	11.5735	12.5433
19 GBY	1.1041	0.2291	0.0110	0.0204	0.0104	1.4818	2.0160	2.2512	0.0530	0.2282	2.6887	2.3205	1.8863
20 NBK	1.2771	0.6638	0.0796	0.4218	0.1752	0.6626	0.9233	2.5154	1.8318	0.4650	2.0388	1.5520	1.1245
21 NSP	0.4076	0.0782	0.0455	0.1710	0.0560	0.1119	1.0129	2.6382	0.4268	0.0912	2.2723	1.1372	0.3997
22 NFL	0.3566	0.0408	0.0025	0.0	0.0	0.2579	0.6472	1.0172	0.0	0.0499	0.6595	0.4282	0.1774
50 OHO	3.3730	3.0387	11.3594	10.6392	0.6971	6.1972	8.7569	10.1688	7.6782	5.9375	9.5781	10.4483	8.9189
51 ILL	4.8122	5.0203	5.7007	5.0588	1.2984	6.6684	7.4861	2.7117	5.4816	3.7989	2.4586	3.6866	3.3884
52 PEN	5.0646	3.9940	4.6332	11.1332	1.5644	5.2560	6.9231	8.0203	6.6821	4.3140	8.9765	8.9133	9.4650
53 IND	4.0888	3.5387	5.1816	4.2329	1.0465	7.5189	7.6665	3.2782	4.3796	4.2222	2.7415	3.8543	3.3842
54 KEN	1.5779	1.8254	3.1321	2.8957	0.2613	3.1433	3.7593	4.3558	5.1633	2.2665	2.0745	1.7182	1.6800
55 MCH	2.5589	3.9222	14.9333	6.0072	1.0477	4.5506	5.3320	4.6019	4.8255	2.8241	5.0390	5.0616	4.9088
56 TEN	0.7894	1.6937	1.9958	2.6306	0.2753	0.9026	1.5009	1.5341	3.7011	1.1772	2.5478	1.3062	0.8511
57 MSU	8.2453	2.7515	1.4591	1.2775	0.3469	3.9389	2.7480	2.1091	2.4443	1.8589	2.6314	2.6535	1.5924
58 WVR	1.9907	1.4859	2.2081	2.9195	0.2268	2.2631	1.8532	0.8572	3.0540	1.6464	3.2147	3.3250	3.1164
59 NYK	4.5437	1.1870	1.4354	3.7447	0.3289	5.8755	5.1932	4.4182	1.8546	2.5397	5.8336	7.9828	7.2343
60 ALA	0.0	0.9639	1.1578	0.9536	0.2054	0.1433	0.0	0.1335	0.6212	0.2733	0.6486	0.1483	0.2302
61 WI	9.0639	3.0778	1.2997	2.1053	0.6103	2.9417	2.6735	1.4229	2.4172	1.7024	1.2504	2.3000	2.2884
62 IA	3.2636	1.4909	0.5049	0.7702	0.2936	0.7316	0.9251	0.6315	0.9752	0.6941	0.4890	0.4753	0.9035
63 MIN	2.4605	1.1686	0.5018	0.8158	0.1175	0.6280	0.4483	0.7555	0.7458	0.6664	0.8582	0.7983	0.7406
64 VA	1.3175	0.7600	0.4979	1.1884	0.1975	0.6938	0.6326	0.6177	1.3153	0.8158	0.5764	0.9835	0.8519
65 NC	1.7251	0.8526	0.8418	1.3465	0.2085	1.1487	0.3683	0.0	1.7156	1.1922	1.3370	1.0318	0.9558
66 NH	0.5241	0.2156	0.0661	0.3869	0.1050	0.5312	0.3827	0.3985	0.5302	0.1655	0.5318	0.3787	0.7106
67 GA	0.3160	1.1521	0.8581	1.3471	0.1611	0.1512	0.0	0.0	0.7238	0.7850	0.2812	0.4276	0.3570
68 SC	0.4484	0.4121	0.4944	0.4867	0.0895	0.0723	0.1284	0.0	0.5699	0.3402	0.1804	0.2277	0.1859
69 MD	1.6582	0.3183	0.3737	1.0257	0.0598	0.7421	0.6893	0.5471	1.3982	1.1338	0.8336	1.0385	0.9684
70 DE	0.4288	0.0482	0.0934	0.2788	0.0120	0.2224	0.2260	0.1460	0.3974	0.2699	0.2083	0.3005	0.2961
71 NJ	1.6697	0.2572	0.4301	0.8448	0.0707	1.0224	0.6709	0.7386	0.9653	0.7298	1.1059	1.4545	1.4618
72 DC	0.2447	0.0710	0.0707	0.1836	0.0206	0.1208	0.1062	0.0944	0.1864	0.1562	0.1569	0.1375	0.1392
73 AR	0.3661	0.1204	0.1088	0.0578	0.0274	0.0834	0.1505	0.0993	0.0161	0.0575	0.1534	0.1703	0.1421
74 LA	0.0746	0.2043	0.2299	0.0818	0.0232	0.0	0.0	0.0	0.0	0.0	0.1583	0.1056	0.1279
75 MS	0.0	0.2320	0.3023	0.1558	0.0197	0.0489	0.0	0.0944	0.0984	0.0166	0.2779	0.1645	0.0743
76 MA	1.4815	0.3393	0.4704	0.8948	0.1115	1.5065	2.2752	1.5791	0.3220	0.4648	2.3575	1.8679	2.8965
77 CT	0.5647	0.1276	0.1742	0.3409	0.0471	0.5440	0.5228	0.5045	0.1779	0.1922	0.6138	0.8060	0.8774
78 RI	0.0992	0.0227	0.0315	0.0599	0.0075	0.1009	0.1524	0.1058	0.0216	0.0311	0.1579	0.1251	0.1940
79 ME	0.4467	0.2941	0.0295	0.1785	0.0831	0.3832	0.5440	0.5438	0.5078	0.1625	0.4699	0.5182	0.4324
80 VT	0.1006	0.0476	0.0152	0.0692	0.0246	0.1151	0.0646	0.0838	0.0666	0.0444	0.0858	0.1029	0.1565

086/84-Mar-21
Ministère des Communications

TABLEAU 5.24 (suite)

MATRICE DES CONTRIBUTIONS SOURCE-RECEPTEUR PRINTEMPS 1980
DEPOT DE SO4 SEC
PENDANT LES PERIODES HUMIDES

	14 GP	15 MTL	16 NB	17 NE	18 ANT	19 TN	20 WNY	21 ENY	22 SNA	23 NNA	24 NDA	25 LAB
1 ABI	0.1039	0.1213	0.0661	0.0276	0.1484	0.0673	0.0168	0.0254	0.0287	0.0556	0.0516	0.1589
2 CQB	0.0251	0.0050	0.0037	0.0018	0.0396	0.0094	0.0008	0.0014	0.0003	0.0021	0.0011	0.0593
3 NQB	0.0041	0.0015	0.0006	0.0004	0.0047	0.0009	0.0004	0.0006	0.0001	0.0003	0.0001	0.1166
10 NMN	0.5702	0.1231	0.0792	0.0653	0.1329	0.0704	0.0313	0.0304	0.0308	0.1030	0.0222	5.6764
11 SMN	0.0500	0.0138	0.0142	0.0080	0.0976	0.0218	0.0049	0.0027	0.0012	0.0106	0.0032	0.1159
12 NWO	0.0543	0.0383	0.0380	0.0132	0.0594	0.0184	0.0131	0.0090	0.0071	0.0286	0.0103	0.1902
13 NEO	1.3074	0.7502	0.8362	0.4218	2.5857	0.4220	0.2258	0.2222	0.2058	0.5817	0.4620	2.2590
14 SUD	5.1483	4.7906	3.5665	1.8915	5.3699	1.9182	2.3767	1.7955	1.5004	4.1375	1.8494	8.9396
15 SWO	2.7338	3.4528	3.0445	1.9122	1.8456	1.4907	13.8824	3.9431	1.9701	3.4813	0.0986	3.9721
16 SEO	0.3460	2.7031	0.4102	0.3057	0.6883	0.2398	0.1290	0.7924	0.4063	0.4810	0.0267	0.5830
17 SLV	5.5361	32.7338	6.2401	3.6605	9.5477	3.0926	0.4209	0.8282	1.6551	9.9453	0.4421	7.8354
18 NDA	4.7712	4.7068	3.9871	2.1041	8.3086	2.5355	1.6147	0.6882	0.8048	3.2032	92.2941	9.8906
19 GBY	28.1266	0.2465	1.8169	0.8038	6.3471	3.4535	0.0	0.0489	0.0793	0.5289	0.0422	3.3753
20 NBK	1.8322	0.8648	26.9857	8.0793	7.1157	3.9010	0.1627	0.4465	0.9439	2.7507	0.0999	4.3626
21 NSP	1.4785	0.2301	1.6968	29.5085	4.3348	6.1723	0.0705	0.1622	0.2937	0.7757	0.0	4.4900
22 NFL	0.3721	0.0316	0.3410	0.4599	1.2692	47.2646	0.0	0.0057	0.0186	0.1130	0.0067	2.3601
50 OHO	6.5377	7.6971	7.7887	7.8678	5.8962	4.7673	17.5685	8.0725	8.3141	7.2316	0.8382	7.6637
51 ILL	1.6431	2.8674	2.8591	2.5026	3.7358	1.7025	5.5973	2.1065	2.6574	2.8579	0.4466	2.3838
52 PEN	6.9469	7.4642	8.9973	7.5953	7.3477	2.6814	17.8003	11.1171	8.8392	8.4700	0.3645	8.3287
53 IND	1.2952	2.3458	1.1256	1.6892	2.0866	1.4313	5.9186	3.3029	2.9744	2.0630	0.5049	1.3325
54 KEN	1.6948	1.9629	2.0465	1.9264	1.8031	0.8047	2.7479	1.2451	1.6552	2.1558	0.0723	1.6367
55 MCH	2.7724	3.6531	3.6543	2.0903	2.4703	0.6651	7.4149	2.9584	1.8101	4.0220	0.5203	2.9232
56 TEN	0.9388	1.5088	1.8312	1.7662	1.5301	0.9143	2.3784	1.0915	1.0368	1.9616	0.0417	0.9203
57 MSU	0.8621	1.1355	0.7305	0.6167	2.3638	0.1994	1.8887	0.7228	0.6486	0.9329	0.2975	0.5405
58 WVR	2.2778	2.5575	2.7452	2.6236	2.1177	1.5622	3.7338	2.4178	1.9960	1.8076	0.1782	2.1417
59 NYK	8.1008	6.5499	4.1994	4.9254	4.9892	4.9904	3.7789	47.7716	15.2064	8.3238	0.1246	5.5985
60 ALA	0.4472	0.6100	1.0483	1.0980	0.7969	0.3143	1.8484	0.8180	0.6392	1.0319	0.0217	0.6383
61 WI	1.1336	1.3596	1.1583	0.8147	0.6401	0.1139	1.2797	0.6912	0.9274	1.6581	0.2168	0.7337
62 IA	0.3731	0.6223	0.6790	0.2358	0.1507	0.0749	0.4824	0.2961	0.2280	0.4719	0.0486	0.3046
63 MIN	0.2692	0.4728	0.2797	0.1344	0.1713	0.1409	0.2829	0.1981	0.1841	0.4565	0.1095	0.5690
64 VA	0.6448	0.8227	1.0046	1.4501	1.3168	0.9577	0.9838	0.7656	0.8042	1.1479	0.0753	0.9257
65 NC	0.6633	0.8681	0.7159	2.0470	0.3841	0.7857	1.2920	0.8380	0.9510	0.8285	0.1320	0.4519
66 NH	0.7175	0.4901	0.5924	0.5991	1.1959	0.4237	0.1440	0.1901	3.9416	1.9725	0.0093	0.6743
67 GA	0.5238	0.3706	0.6681	1.2664	1.0494	1.1298	1.4777	0.9906	0.9882	0.7135	0.1918	0.3185
68 SC	0.1925	0.4433	0.2320	0.5044	0.3890	0.4340	0.4647	0.4218	0.3768	0.3423	0.0808	0.2166
69 MD	0.9293	1.1476	1.2764	1.3319	0.7447	0.5945	0.7873	0.9708	0.9832	1.1455	0.1254	0.9008
70 DE	0.1996	0.2963	0.3441	0.4654	0.2713	0.2893	0.1953	0.2430	0.2436	0.3307	0.0233	0.2461
71 NJ	1.8181	1.4474	1.6744	1.6992	1.3432	1.0314	0.8928	1.1193	1.9683	1.5891	0.0528	1.2734
72 DC	0.1066	0.1596	0.1769	0.2120	0.1345	0.0932	0.1391	0.1261	0.1533	0.1643	0.0287	0.1351
73 AR	0.0556	0.0630	0.0385	0.0443	0.0	0.0204	0.1728	0.0851	0.0831	0.0759	0.0105	0.0
74 LA	0.1516	0.0829	0.0943	0.1297	0.0876	0.0	0.1383	0.1440	0.1633	0.1239	0.0	0.0965
75 MS	0.1063	0.1129	0.1775	0.2857	0.0751	0.0471	0.4659	0.2006	0.2088	0.2492	0.0	0.0925
76 MA	3.6916	1.0397	2.4365	2.9616	5.4843	1.7467	0.6924	1.0803	27.2048	3.2579	0.0459	2.4966
77 CT	1.1057	0.5255	0.5756	0.7443	1.1933	0.4326	0.3056	0.4078	4.0307	1.0460	0.0141	0.6553
78 RI	0.2473	0.0696	0.1632	0.1984	0.3674	0.1170	0.0464	0.0724	1.8223	0.2182	0.0031	0.1672
79 ME	0.9750	0.2773	1.4761	0.8123	1.8258	0.7918	0.1038	0.1785	0.5366	16.8829	0.0101	1.1270
80 VT	0.1197	0.1632	0.0837	0.0984	0.1434	0.0646	0.0272	0.3541	0.4771	0.2687	0.0020	0.1225

056/84-Mai-21
Ministère des Communications

TABLEAU 5.25

MATRICE DES CONTRIBUTIONS SOURCE-RECEPTEUR PRINTEMPS 1980
DEPOT DE SOUFRE SEC

	1 NEO	2 CEO	3 SWO	4 SEO	5 SUD	6 SBJ	7 PBL	8 NQB	9 OTT	10 ABI	11 NIT	12 CHI	13 LSJ
1 ABI	0.4727	0.1419	0.0096	0.0256	0.0117	0.3271	0.1861	0.1519	0.1500	1.1299	0.2470	0.2966	0.3373
2 CQB	0.0199	0.0018	0.0004	0.0012	0.0005	0.0467	0.1022	0.0647	0.0019	0.0048	0.6287	0.0716	0.0148
3 NQB	0.0017	0.0001	0.0000	0.0003	0.0	0.0025	0.0047	0.8704	0.0009	0.0005	0.0397	0.0090	0.0025
10 NMN	3.1223	0.1884	0.0282	0.0463	0.0059	1.1284	6.4992	17.1242	0.0690	0.2053	4.4881	0.6846	0.2219
11 SMN	0.4638	0.0324	0.0078	0.0050	0.0015	0.2491	0.3325	0.3241	0.0069	0.0310	0.2302	0.1724	0.0308
12 NWO	0.8303	0.1888	0.0235	0.0215	0.0053	0.2683	0.2906	0.3065	0.0156	0.0678	0.2382	0.1319	0.0751
13 NEO	10.7148	23.1098	0.4711	1.2081	0.5765	3.1377	2.6519	2.5876	1.2221	2.2619	3.1521	2.7457	2.0695
14 SUD	6.8003	22.9601	9.5690	20.7951	84.0811	10.9109	9.1591	7.1620	22.9042	13.2748	8.4838	6.9815	7.8384
15 SWO	0.6893	1.7575	27.3389	9.1623	0.6863	3.3863	3.4624	3.5925	4.5272	2.3491	3.8466	4.2095	3.0047
16 SEO	0.6061	0.2094	0.0958	0.5691	0.1459	0.4155	0.3468	0.3328	0.9422	0.3208	0.6970	0.6904	0.7598
17 SLV	6.0281	2.6616	0.2725	1.5598	0.7918	8.0280	4.8472	3.8845	5.2066	5.6880	5.2073	6.8696	12.9184
18 NDA	9.2604	12.0650	1.0466	5.7455	2.5495	17.6483	12.3925	8.2513	9.8233	36.4977	10.4693	13.1258	13.2686
19 GBY	0.9529	0.1117	0.0040	0.0075	0.0052	1.2587	2.2694	2.3386	0.0269	0.1454	3.6635	3.0847	2.1677
20 NBK	0.8564	0.3074	0.0269	0.1807	0.0909	0.4536	0.7886	2.3338	0.9519	0.2938	2.2095	1.5491	1.0293
21 NSP	0.2221	0.0335	0.0165	0.0856	0.0333	0.0823	0.6617	2.4957	0.2479	0.0498	1.9739	1.0646	0.3110
22 NFL	0.2110	0.0165	0.0008	0.0	0.0	0.1601	0.4586	1.2628	0.0	0.0240	0.6421	0.3249	0.1126
50 OHO	2.7837	2.9055	13.2450	11.8754	0.9854	6.4321	9.3637	10.0483	7.9996	6.0954	8.5108	10.4537	8.5386
51 ILL	4.3794	4.6950	5.4650	3.8770	1.4930	6.0899	6.5329	2.5472	3.6807	2.8144	1.9431	2.6049	2.1493
52 PEN	4.6169	3.2170	4.1732	11.7717	1.7051	3.7625	5.5998	7.4621	7.7735	4.5093	10.6675	9.5075	9.5478
53 IND	2.8398	3.1632	5.4542	3.5707	1.2790	7.2812	7.5549	3.0082	3.3596	3.4138	2.0142	2.7375	2.4874
54 KEN	1.7085	1.4986	3.1546	2.5236	0.2411	2.7184	3.4222	3.8317	4.2585	1.8403	1.5720	1.4527	1.3838
55 MCH	2.3391	4.7465	17.1752	6.1696	1.5474	4.9097	5.6168	4.3703	4.3468	2.8035	4.4425	4.1740	3.4689
56 TEN	0.7188	1.3937	1.7729	2.1341	0.2521	0.7269	1.1408	1.2737	3.0426	1.1346	1.9240	1.0182	0.7318
57 MSU	6.9424	2.0545	1.0943	0.8509	0.3119	3.5801	2.0847	1.7666	1.5968	1.3934	1.9530	1.6743	0.9155
58 WVR	1.6539	1.4232	2.0872	3.0421	0.3005	1.8079	1.5267	0.8648	3.4744	1.6325	2.9728	3.0538	3.3999
59 NYK	4.5080	0.7524	1.0841	3.6900	0.2855	5.3653	4.1682	4.1048	1.9602	3.0075	5.3901	8.6820	8.7234
60 ALA	0.0	0.7199	0.8639	0.7498	0.2048	0.0932	0.0	0.0895	0.5550	0.2092	0.4174	0.1160	0.1831
61 WI	9.7819	3.3276	1.1353	1.5324	0.7476	2.3903	1.8676	1.1689	1.7367	1.2695	0.9917	1.6386	1.4480
62 IA	3.2777	1.3228	0.4016	0.5498	0.2935	0.4992	0.5917	0.4553	0.6608	0.4741	0.3561	0.2935	0.5379
63 MIN	2.6343	0.9748	0.3478	0.5006	0.1333	0.4241	0.3138	0.7114	0.5080	0.4729	0.6555	0.5340	0.4476
64 VA	1.2802	0.6158	0.3656	1.1325	0.2251	0.5146	0.4412	0.6300	1.4256	0.8658	0.6406	1.0746	0.9376
65 NC	1.3002	0.6515	0.6271	1.3261	0.2364	0.7492	0.2124	0.0	1.7135	1.1730	1.2520	0.9521	0.9744
66 NH	0.5441	0.1812	0.0440	0.3735	0.1163	0.6055	0.4042	0.3881	0.5451	0.1678	0.6917	0.4711	0.9350
67 GA	0.2748	0.8545	0.5865	1.0079	0.1468	0.0864	0.0	0.0	0.5977	0.6558	0.2103	0.3015	0.3191
68 SC	0.3710	0.2975	0.3463	0.3936	0.0980	0.0479	0.0844	0.0	0.5082	0.2775	0.1477	0.2268	0.1710
69 MD	1.4765	0.2161	0.2676	0.8927	0.0439	0.4798	0.4620	0.4824	1.4472	1.1562	1.0082	1.0427	0.9457
70 DE	0.3686	0.0301	0.0715	0.2399	0.0082	0.1629	0.1606	0.1427	0.4038	0.2884	0.2373	0.3119	0.2918
71 NJ	1.6390	0.1350	0.3252	0.6543	0.0476	1.0364	0.5655	0.6570	1.1200	0.7885	1.2040	1.6366	1.5762
72 DC	0.2447	0.0500	0.0493	0.1665	0.0183	0.0812	0.0730	0.0844	0.1989	0.1599	0.1781	0.1521	0.1387
73 AR	0.2649	0.0969	0.0791	0.0440	0.0280	0.0738	0.1119	0.0734	0.0170	0.0513	0.1055	0.1077	0.0875
74 LA	0.0692	0.1395	0.1525	0.0584	0.0156	0.0	0.0	0.0	0.0	0.0	0.0957	0.0565	0.0739
75 MS	0.0	0.1872	0.2097	0.1001	0.0260	0.0294	0.0	0.0636	0.0544	0.0107	0.1732	0.0972	0.0426
76 MA	1.4422	0.2175	0.3319	0.8188	0.0846	1.3989	1.9996	1.4913	0.2349	0.5032	2.5433	1.8425	3.3735
77 CT	0.6248	0.0777	0.1287	0.2920	0.0376	0.5404	0.4264	0.4519	0.1389	0.2301	0.6242	0.8742	1.0318
78 RI	0.0966	0.0146	0.0222	0.0548	0.0057	0.0937	0.1339	0.0999	0.0157	0.0337	0.1704	0.1234	0.2260
79 ME	0.4544	0.2130	0.0160	0.1216	0.0649	0.3836	0.6247	0.5678	0.4585	0.1782	0.5925	0.6345	0.5457
80 VT	0.1127	0.0423	0.0110	0.0727	0.0320	0.1319	0.0631	0.0821	0.0714	0.0456	0.0976	0.1422	0.2049

066/84-Mai-21
Ministère des Communications

TABLEAU 5.25 (suite)

MATRICE DES CONTRIBUTIONS SOURCE-RECEPTEUR PRINTEMPS 1980
DEPOT DE SOUFRE SEC

	14 GP	15 MTL	16 NB	17 NE	18 ANT	19 TN	20 WNY	21 ENY	22 SNA	23 NNA	24 NDA	25 LAB
1 ABI	0.1111	0.1363	0.0605	0.0214	0.1555	0.0477	0.0116	0.0209	0.0223	0.0522	0.0789	0.1671
2 CQB	0.0208	0.0030	0.0022	0.0010	0.0301	0.0054	0.0003	0.0007	0.0001	0.0011	0.0009	0.0546
3 NQB	0.0025	0.0008	0.0003	0.0002	0.0029	0.0007	0.0002	0.0002	0.0000	0.0002	0.0000	0.1385
10 NMN	0.3653	0.0660	0.0523	0.0419	0.0784	0.0499	0.0162	0.0150	0.0142	0.0531	0.0161	5.0465
11 SMN	0.0364	0.0070	0.0077	0.0046	0.0767	0.0121	0.0027	0.0014	0.0006	0.0052	0.0027	0.0911
12 NWO	0.0424	0.0259	0.0243	0.0080	0.0516	0.0109	0.0081	0.0057	0.0045	0.0176	0.0136	0.1768
13 NEO	1.2207	0.6617	0.6226	0.2963	2.4561	0.2988	0.1862	0.2235	0.1783	0.4532	0.8348	2.2165
14 SUD	4.7451	5.4950	3.1756	1.5323	4.7088	1.4931	2.6061	2.0976	1.6624	3.8033	3.3710	8.9354
15 SWO	2.1990	3.7990	2.9560	1.6860	1.4125	1.0544	15.4546	4.7657	2.0741	3.6350	0.1396	3.8489
16 SEO	0.3242	2.6345	0.4367	0.2719	0.6370	0.1744	0.1063	0.9695	0.5467	0.6093	0.0470	0.6003
17 SLV	6.7520	31.5340	8.4347	3.8829	11.2569	2.1813	0.2452	0.8624	2.0978	13.1869	0.6783	9.5954
18 NDA	4.5980	4.2636	3.2322	1.5524	7.1396	1.6689	1.2764	0.5540	0.6092	2.4509	88.3842	9.6606
19 GBY	33.2475	0.1596	2.4205	0.8734	9.3767	3.7118	0.0	0.0233	0.0410	0.4323	0.0336	4.2766
20 NBK	2.0201	0.6513	29.8806	11.5857	9.1110	3.4797	0.0675	0.3442	0.8485	3.3970	0.0933	5.0336
21 NSP	1.7059	0.1742	2.0531	34.4049	5.5180	6.1232	0.0395	0.0969	0.2086	0.6880	0.0	5.7249
22 NFL	0.4480	0.0145	0.3893	0.6161	1.8627	56.3027	0.0	0.0041	0.0125	0.0785	0.0041	3.9582
50 OHO	4.4766	7.9736	6.1128	5.9150	4.3321	3.5038	19.5855	8.9228	7.7481	5.9561	1.2153	5.9482
51 ILL	1.0704	2.0754	1.8089	1.6014	2.5707	0.9871	4.3010	1.4833	1.5326	1.8387	0.7473	1.7863
52 PEN	5.7256	8.8296	8.0189	6.0593	5.9806	2.0813	19.7142	13.8589	10.2025	8.7014	0.4396	7.2192
53 IND	0.8906	1.7143	0.7725	1.2155	1.5061	0.8797	5.5472	2.6987	2.2561	1.4877	0.7471	1.0379
54 KEN	1.1249	1.6546	1.5954	1.5397	1.4748	0.5623	2.4461	1.0108	1.2788	1.6386	0.0687	1.1865
55 MCH	2.0229	3.1116	2.9371	1.5068	2.0843	0.4400	7.2788	2.6846	1.4968	3.2361	0.8900	2.3975
56 TEN	0.6152	1.3710	1.3894	1.3643	1.0827	0.5999	1.7675	0.8732	0.7887	1.4600	0.0532	0.6565
57 MSU	0.5370	0.7088	0.4628	0.3923	1.5649	0.1132	1.1978	0.4137	0.3716	0.5181	0.3720	0.3532
58 WVR	1.8662	3.0574	2.3409	1.9798	1.6943	1.0745	4.0508	2.7548	2.1570	1.9033	0.2163	1.8640
59 NYK	9.1931	8.4212	5.0765	5.1429	4.7991	4.0861	4.1387	45.2401	18.2784	10.8494	0.1369	5.9746
60 ALA	0.2808	0.4817	0.7387	0.7596	0.5138	0.2158	1.3247	0.7056	0.4981	0.8261	0.0165	0.4256
61 WI	0.8583	0.9121	0.7218	0.4950	0.4971	0.0635	0.9913	0.4948	0.5785	0.9432	0.2311	0.5430
62 IA	0.2374	0.4168	0.4385	0.1438	0.1014	0.0423	0.3293	0.1861	0.1352	0.2871	0.0405	0.2086
63 MIN	0.1790	0.2948	0.1678	0.0770	0.1676	0.0951	0.1523	0.1071	0.0927	0.2538	0.1100	0.4488
64 VA	0.5668	0.9109	0.9670	1.2769	1.0884	0.7722	1.0020	0.8543	0.8899	1.2194	0.0870	0.8813
65 NC	0.5612	0.9423	0.6619	1.6782	0.3538	0.7685	1.2860	0.8019	0.9766	0.8181	0.1561	0.3974
66 NH	0.8525	0.6277	0.8611	0.7703	1.4587	0.4087	0.1329	0.2283	3.7831	2.3367	0.0097	0.8120
67 GA	0.3965	0.3308	0.6140	1.0537	0.7725	0.8964	1.0998	0.7812	0.7413	0.6118	0.2204	0.2452
68 SC	0.1541	0.3650	0.2018	0.4450	0.3278	0.3892	0.3338	0.3376	0.3202	0.2662	0.0843	0.1735
69 MD	0.9545	1.2185	1.2849	1.1824	0.6796	0.4714	0.7271	1.1124	1.1777	1.2314	0.2071	0.8690
70 DE	0.2095	0.3074	0.3252	0.4612	0.2743	0.2807	0.1811	0.2762	0.2698	0.3246	0.0340	0.2265
71 NJ	1.9668	1.7687	1.8238	1.6297	1.4321	1.0926	0.8211	1.3801	2.5247	1.7619	0.0565	1.3065
72 DC	0.1029	0.1634	0.1722	0.1894	0.1369	0.0814	0.1370	0.1395	0.1877	0.1723	0.0399	0.1349
73 AR	0.0351	0.0394	0.0239	0.0260	0.0	0.0111	0.1142	0.0568	0.0523	0.0470	0.0136	0.0
74 LA	0.0909	0.0483	0.0558	0.0748	0.0530	0.0	0.0846	0.0882	0.0928	0.0645	0.0	0.0617
75 MS	0.0645	0.0811	0.1158	0.1834	0.0463	0.0281	0.3293	0.1444	0.1428	0.1542	0.0	0.0611
76 MA	4.1456	1.2859	3.2996	3.6646	6.6116	1.9453	0.5093	1.2650	26.1175	4.2975	0.0674	2.5943
77 CT	1.2749	0.6364	0.7297	0.8377	1.3341	0.4110	0.2615	0.4932	4.0365	1.3569	0.0231	0.7498
78 RI	0.2777	0.0861	0.2210	0.2455	0.4429	0.1303	0.0341	0.0847	1.7495	0.2879	0.0045	0.1738
79 ME	1.2901	0.3338	2.1967	1.1969	2.5988	0.8983	0.0750	0.1880	0.6895	15.9372	0.0115	1.6007
80 VT	0.1396	0.2054	0.1159	0.1137	0.1457	0.0553	0.0255	0.3491	0.5124	0.3494	0.0022	0.1378

06/88-Mai-21
Ministère des Communications

TABLEAU 5.26

MATRICE DES CONTRIBUTIONS SOURCE-RECEPTEUR PRINTEMPS 1980
DEPOT DE SO2 HUMIDE

	1 NEO	2 CEO	3 SWO	4 SEO	5 SUD	6 SBJ	7 PBL	8 NQB	9 OTT	10 ABI	11 NIT	12 CHI	13 LSJ
1 ABI	0.8989	0.1367	0.0061	0.0247	0.0081	0.6114	0.3508	0.2122	0.2601	1.8290	0.4307	0.5402	0.6104
2 CQB	0.0385	0.0015	0.0003	0.0013	0.0003	0.0999	0.3207	0.1755	0.0025	0.0047	2.5114	0.1980	0.0261
3 NQB	0.0025	0.0000	0.0000	0.0004	0.0	0.0034	0.0085	4.1802	0.0012	0.0004	0.1026	0.0150	0.0031
10 NMN	2.1601	0.0644	0.0094	0.0173	0.0017	0.6352	4.8414	18.8742	0.0287	0.0632	3.2793	0.3951	0.0990
11 SMN	0.3902	0.0126	0.0032	0.0020	0.0005	0.1433	0.2160	0.2486	0.0030	0.0102	0.1537	0.0983	0.0128
12 NWO	0.9150	0.1189	0.0118	0.0119	0.0026	0.1684	0.2441	0.2582	0.0084	0.0273	0.1921	0.0828	0.0389
13 NEO	17.5494	33.4987	0.3222	0.9274	0.4624	2.7691	2.5853	2.4667	0.8984	1.5564	3.1140	2.3892	1.5361
14 SUD	6.3266	28.0679	10.4968	31.7389	89.9978	11.3950	12.7365	6.6577	30.7541	11.4984	8.1463	6.5290	6.4157
15 SWO	0.4193	1.2873	38.1664	10.1316	0.5346	2.2441	3.0363	3.4359	3.9454	1.2086	3.7845	3.3325	2.1023
16 SEO	0.6349	0.1287	0.0535	0.7478	0.0909	0.3566	0.3668	0.2782	1.4416	0.2622	0.8317	0.9163	0.9388
17 SLV	6.3780	1.4952	0.1184	1.1814	0.3601	8.5776	5.9323	3.6945	5.4549	5.1009	6.1754	10.5081	21.2846
18 NDA	15.4180	14.7964	0.8215	7.1409	2.5872	34.3463	23.5043	11.1482	14.3911	58.4636	16.1015	20.4724	18.4246
19 GBY	1.0043	0.0479	0.0015	0.0034	0.0017	1.1707	2.9938	3.0919	0.0160	0.0721	6.1218	5.2592	2.9048
20 NBK	0.7266	0.1265	0.0092	0.0909	0.0312	0.3483	0.7998	2.8037	0.5768	0.1445	2.9008	1.8234	1.0367
21 NSP	0.1593	0.0129	0.0060	0.0488	0.0128	0.0673	0.5362	3.0470	0.1648	0.0217	2.1254	1.1758	0.2675
22 NFL	0.1617	0.0061	0.0003	0.0	0.0	0.1133	0.3971	1.9600	0.0	0.0095	0.7637	0.2963	0.0809
50 OHO	1.9234	1.6510	12.8007	11.6360	0.6702	5.1839	8.2202	8.5271	6.8798	3.4558	6.3030	8.6618	6.3855
51 ILL	3.3558	2.5959	3.4599	2.2609	0.7472	4.2466	4.6077	2.0517	1.8996	1.0989	1.2752	1.4919	1.0316
52 PEN	3.5422	1.4973	2.4374	10.3728	0.8004	2.0249	3.6499	5.9498	8.1005	2.6175	10.7841	8.4751	7.5905
53 IND	1.6404	1.6573	3.9578	2.3211	0.6912	5.4213	6.0620	2.3656	1.9963	1.4638	1.2268	1.5771	1.3915
54 KEN	1.5850	0.7125	2.1367	1.7058	0.0938	1.7868	2.5245	2.8841	2.7437	0.7930	0.9884	1.0027	0.8740
55 MCH	1.8004	4.0444	18.7972	5.1905	1.1878	4.1483	4.8474	3.5566	3.0979	1.5230	3.2627	2.8065	1.8629
56 TEN	0.5509	0.6643	1.0190	1.3274	0.0974	0.4428	0.6974	0.9038	1.9524	0.5946	1.2060	0.6457	0.4849
57 MSU	4.8968	0.8804	0.5177	0.4268	0.1181	2.4832	1.2725	1.2644	0.7997	0.5508	1.2022	0.8540	0.3972
58 WVR	1.1509	0.8104	1.2959	2.6190	0.1822	1.0917	1.0141	0.7501	3.4508	0.8858	2.2955	2.3038	2.9901
59 NYK	3.7924	0.2713	0.5171	2.9222	0.1041	3.7421	2.6962	3.2677	1.7202	2.1176	4.1563	7.9106	8.9208
60 ALA	0.0	0.3086	0.4063	0.4502	0.0868	0.0455	0.0	0.0507	0.3916	0.0845	0.2217	0.0738	0.1115
61 WI	9.0411	2.2333	0.6391	0.8450	0.4050	1.4692	1.0476	0.8207	0.9623	0.4990	0.6535	0.9466	0.6931
62 IA	2.7948	0.6872	0.2029	0.2972	0.1247	0.2557	0.3030	0.2791	0.3441	0.1699	0.2149	0.1463	0.2420
63 MIN	2.4143	0.4714	0.1510	0.2302	0.0656	0.2151	0.1763	0.5743	0.2659	0.1764	0.4155	0.2890	0.2044
64 VA	1.0529	0.2885	0.1691	0.8561	0.1114	0.2872	0.2467	0.5524	1.3007	0.5129	0.6013	0.9851	0.8344
65 NC	0.8170	0.2864	0.2945	1.0481	0.1161	0.3664	0.0977	0.0	1.3890	0.6305	0.9788	0.7219	0.7856
66 NH	0.4815	0.0885	0.0183	0.2874	0.0556	0.5480	0.3499	0.3243	0.4594	0.0936	0.7760	0.5091	1.2076
67 GA	0.2005	0.3637	0.2512	0.5727	0.0564	0.0369	0.0	0.0	0.3853	0.2915	0.1304	0.1723	0.2206
68 SC	0.2569	0.1230	0.1522	0.2440	0.0462	0.0238	0.0444	0.0	0.3579	0.1202	0.1005	0.1870	0.1221
69 MD	1.1050	0.0838	0.1204	0.6026	0.0134	0.2325	0.2482	0.3642	1.2321	0.6501	1.0389	0.8673	0.7240
70 DE	0.2657	0.0107	0.0346	0.1599	0.0023	0.0898	0.0916	0.1196	0.3350	0.1723	0.2290	0.2694	0.2256
71 NJ	1.3624	0.0401	0.1552	0.3864	0.0133	0.8131	0.3844	0.5003	1.1579	0.4789	1.1047	1.5543	1.3639
72 DC	0.2077	0.0201	0.0216	0.1181	0.0068	0.0410	0.0403	0.0646	0.1770	0.0903	0.1710	0.1415	0.1087
73 AR	0.1598	0.0451	0.0362	0.0254	0.0122	0.0497	0.0669	0.0461	0.0149	0.0246	0.0600	0.0551	0.0408
74 LA	0.0541	0.0544	0.0632	0.0316	0.0044	0.0	0.0	0.0	0.0	0.0	0.0476	0.0242	0.0322
75 MS	0.0	0.0874	0.0912	0.0483	0.0157	0.0133	0.0	0.0363	0.0229	0.0036	0.0889	0.0464	0.0185
76 MA	1.1886	0.0793	0.1470	0.5878	0.0268	0.9937	1.4212	1.2076	0.1322	0.3064	2.3102	1.5028	3.2575
77 CT	0.5948	0.0269	0.0599	0.1932	0.0125	0.4141	0.2804	0.3465	0.0841	0.1651	0.5326	0.7949	1.0118
78 RI	0.0796	0.0053	0.0098	0.0394	0.0018	0.0666	0.0952	0.0809	0.0089	0.0205	0.1547	0.1007	0.2182
79 ME	0.3932	0.0884	0.0054	0.0624	0.0212	0.2966	0.5944	0.5104	0.3275	0.1106	0.6406	0.6702	0.6103
80 VT	0.1089	0.0220	0.0050	0.0634	0.0188	0.1203	0.0502	0.0691	0.0640	0.0259	0.0940	0.1817	0.2570

056/84-Mai-21
Ministère des Communications

TABLEAU 5.26 (suite)

MATRICE DES CONTRIBUTIONS SOURCE-RECEPTEUR PRINTEMPS 1980
DEPOT DE SO2 HUMIDE

	14 GP	15 MTL	16 NB	17 NE	18 ANT	19 TN	20 WNY	21 ENY	22 SNA	23 NNA	24 NDA	25 LAB
1 ABI	0.1090	0.1661	0.0520	0.0139	0.2047	0.0243	0.0097	0.0158	0.0157	0.0525	0.0857	0.2281
2 QB	0.0287	0.0030	0.0023	0.0009	0.0545	0.0044	0.0002	0.0007	0.0001	0.0011	0.0006	0.1214
3 NQB	0.0026	0.0008	0.0003	0.0001	0.0043	0.0007	0.0002	0.0002	0.0000	0.0002	0.0000	0.3929
10 NMN	0.1382	0.0213	0.0211	0.0147	0.0383	0.0163	0.0066	0.0044	0.0039	0.0188	0.0039	3.7768
11 SMN	0.0155	0.0021	0.0026	0.0014	0.0493	0.0031	0.0012	0.0004	0.0002	0.0018	0.0008	0.0608
12 NWO	0.0193	0.0104	0.0095	0.0026	0.0363	0.0030	0.0039	0.0021	0.0017	0.0074	0.0060	0.1379
13 NEO	0.6608	0.3475	0.2805	0.1128	1.8827	0.0977	0.1210	0.1346	0.0899	0.2378	0.6021	1.8195
14 SUD	2.5358	3.9474	1.7006	0.6675	3.3475	0.5332	2.4734	1.5407	1.1149	2.3673	2.9685	7.4625
15 SWO	0.9874	2.5704	1.6874	0.7709	0.8320	0.3252	19.5858	3.8117	1.2928	2.5825	0.0662	2.9841
16 SEO	0.1815	4.2326	0.2926	0.1335	0.4879	0.0596	0.0716	1.2963	0.6036	0.5995	0.0334	0.5290
17 SLV	5.4097	49.5632	8.1706	2.4651	11.8615	0.7882	0.1238	0.6039	1.9883	19.2197	0.4031	10.8632
18 NDA	4.0151	3.6443	2.4581	0.9616	7.7305	0.7929	1.2514	0.4091	0.4179	1.9714	92.6634	12.2734
19 GBY	59.7007	0.0875	2.9270	0.7121	15.9077	2.5354	0.0	0.0098	0.0183	0.3331	0.0127	6.3011
20 NBK	1.8051	0.4084	52.3707	16.8885	13.1187	1.9966	0.0330	0.2171	0.6190	4.9308	0.0405	6.7837
21 NSP	1.6015	0.1097	2.1384	56.3562	7.8950	3.8703	0.0246	0.0488	0.1213	0.5747	0.0	8.4918
22 NFL	0.4410	0.0060	0.3772	0.6517	3.1359	80.4777	0.0	0.0024	0.0069	0.0521	0.0013	8.1360
50 OHO	1.7023	4.9730	2.7810	2.2914	2.4474	1.1228	20.5208	6.0513	4.1548	3.2163	0.5949	3.6747
51 ILL	0.3865	0.8615	0.6594	0.5260	1.3568	0.2476	2.5332	0.5900	0.4918	0.7661	0.4674	1.0642
52 PEN	2.6357	6.6931	4.1751	2.4967	3.7527	0.7054	25.4444	12.2277	7.2673	6.0634	0.1716	4.9942
53 IND	0.3401	0.7189	0.3061	0.4501	0.8351	0.2345	4.1601	1.2595	0.9635	0.6978	0.3762	0.6433
54 KEN	0.4144	0.8093	0.7210	0.6354	0.9301	0.1712	1.7141	0.4684	0.5565	0.8120	0.0207	0.6832
55 MCH	0.8209	1.5403	1.3702	0.5590	1.3560	0.1266	5.8282	1.4109	0.7012	1.7034	0.5939	1.5674
56 TEN	0.2237	0.7295	0.6104	0.5436	0.5883	0.1712	1.0028	0.3983	0.3377	0.7080	0.0221	0.3717
57 MSU	0.1854	0.2521	0.1688	0.1280	0.7936	0.0278	0.5729	0.1328	0.1184	0.1855	0.1515	0.1822
58 WVR	0.8539	2.3647	1.1619	0.7700	1.0444	0.3215	3.8952	1.9616	1.3920	1.3667	0.0851	1.2957
59 NYK	5.9887	8.2084	3.7542	2.8253	3.5800	1.4635	4.0801	60.6660	22.2161	11.4325	0.0482	5.1283
60 ALA	0.0977	0.2194	0.3007	0.2702	0.2534	0.0646	0.7223	0.3498	0.2188	0.4329	0.0039	0.2243
61 WI	0.3617	0.3496	0.2589	0.1542	0.2973	0.0153	0.5892	0.2003	0.2013	0.3464	0.0787	0.3194
62 IA	0.0838	0.1595	0.1632	0.0450	0.0523	0.0103	0.1704	0.0657	0.0446	0.1129	0.0107	0.1131
63 MIN	0.0661	0.1048	0.0579	0.0225	0.1271	0.0279	0.0614	0.0324	0.0259	0.0910	0.0352	0.2818
64 VA	0.2791	0.6223	0.5468	0.5832	0.6939	0.2720	0.8501	0.5880	0.5942	0.8855	0.0324	0.6717
65 NC	0.2657	0.6246	0.3584	0.7118	0.2521	0.3316	1.0520	0.4485	0.5893	0.5427	0.0596	0.2790
66 NH	0.5864	0.5903	0.8686	0.5442	1.4009	0.1738	0.0977	0.1797	5.1046	3.5676	0.0032	0.7923
67 GA	0.1672	0.1725	0.3302	0.4536	0.4374	0.3111	0.6249	0.3511	0.3129	0.3453	0.0815	0.1502
68 SC	0.0689	0.1738	0.1024	0.2037	0.2131	0.1533	0.1825	0.1540	0.1545	0.1352	0.0281	0.1107
69 MD	0.5557	0.7848	0.7638	0.5452	0.4799	0.1633	0.5342	0.7996	0.8953	0.9091	0.1257	0.6713
70 DE	0.1249	0.1920	0.1801	0.2392	0.2153	0.1201	0.1338	0.1959	0.1804	0.2137	0.0169	0.1667
71 NJ	1.2135	1.4309	1.1852	0.8159	1.1894	0.5140	0.6005	1.1658	2.3658	1.3546	0.0193	1.0758
72 DC	0.0560	0.1003	0.0987	0.0879	0.1084	0.0312	0.1103	0.0948	0.1494	0.1231	0.0185	0.1081
73 AR	0.0123	0.0140	0.0086	0.0078	0.0	0.0026	0.0570	0.0214	0.0184	0.0188	0.0058	0.0
74 LA	0.0302	0.0160	0.0190	0.0221	0.0244	0.0	0.0389	0.0304	0.0294	0.0216	0.0	0.0311
75 MS	0.0216	0.0334	0.0436	0.0604	0.0217	0.0073	0.1768	0.0588	0.0547	0.0618	0.0	0.0319
76 MA	2.6683	1.0689	2.8739	2.4619	6.2736	0.9675	0.2856	0.9454	35.2597	4.9177	0.0336	2.1644
77 CT	0.8470	0.5050	0.5748	0.5015	1.1659	0.1720	0.1745	0.3951	5.5871	1.4043	0.0212	0.6927
78 RI	0.1787	0.0716	0.1925	0.1649	0.4202	0.0648	0.0191	0.0633	2.3619	0.3294	0.0023	0.1450
79 ME	1.0184	0.2617	2.7696	1.0559	2.9876	0.4561	0.0413	0.1190	0.6602	23.8323	0.0042	1.8792
80 VT	0.0939	0.2333	0.1050	0.0702	0.1151	0.0207	0.0191	0.4769	0.6980	0.4519	0.0008	0.1249

366/84-Mai-21
Ministère des Communications

TABLEAU 5.27

MATRICE DES CONTRIBUTIONS SOURCE-RECEPTEUR PRINTEMPS 1980
DEPOT DE SO4 HUMIDE

	1 NEO	2 CEO	3 SWO	4 SEO	5 SUD	6 SBJ	7 PBL	8 NQB	9 OTT	10 ABI	11 NIT	12 CHI	13 LSJ
1 ABI	0.0178	0.1478	0.0154	0.0327	0.0166	0.2632	0.1409	0.1519	0.1392	1.1776	0.1966	0.2382	0.2886
2 CQB	0.0012	0.0040	0.0009	0.0027	0.0013	0.0502	0.0898	0.0611	0.0035	0.0079	0.5182	0.0688	0.0189
3 NQB	0.0001	0.0002	0.0000	0.0005	0.0	0.0042	0.0062	0.6235	0.0018	0.0011	0.0381	0.0132	0.0047
10 NMN	0.1873	0.3348	0.0563	0.0979	0.0125	1.5713	7.3091	13.8916	0.1338	0.3728	5.3644	1.0111	0.3979
11 SMN	0.0228	0.0504	0.0126	0.0097	0.0032	0.3389	0.4320	0.3843	0.0131	0.0525	0.3029	0.2578	0.0595
12 NWO	0.0321	0.1871	0.0308	0.0303	0.0067	0.3338	0.2899	0.3284	0.0229	0.0928	0.2563	0.1780	0.1148
13 NEO	0.3256	21.7107	0.4723	1.2619	0.5333	2.8348	2.2962	2.4321	1.3380	1.9511	2.7701	2.6754	2.2110
14 SUD	0.3044	18.7480	7.8864	17.5623	80.5614	8.6481	6.0195	6.9125	17.8336	10.2201	7.6603	6.3744	7.6788
15 SWO	0.0450	1.5756	27.8967	7.9286	0.6623	3.8829	3.2403	3.2397	4.3024	2.5124	3.3186	4.3818	3.3251
16 SEO	0.0253	0.2190	0.1176	0.4676	0.1591	0.3983	0.2895	0.3673	0.7469	0.2581	0.5337	0.4983	0.5790
17 SLV	0.2643	3.1901	0.4567	1.8046	1.1962	6.7917	3.7860	4.0786	4.7184	4.5750	4.2559	4.7854	9.6706
18 NDA	0.3771	11.3644	1.3767	6.0639	2.8130	14.1558	9.3461	8.5460	9.4403	36.8432	9.2688	11.5870	12.5574
19 GBY	0.0527	0.2333	0.0111	0.0204	0.0148	1.4818	2.0178	2.2516	0.0530	0.2316	2.6949	2.3256	1.8893
20 NBK	0.0609	0.6761	0.0807	0.4213	0.2497	0.6622	0.9232	2.5167	1.8287	0.4717	2.0418	1.5526	1.1250
21 NSP	0.0194	0.0797	0.0461	0.1708	0.0799	0.1118	1.0124	2.6396	0.4262	0.0924	2.2739	1.1373	0.3996
22 NFL	0.0170	0.0416	0.0025	0.0	0.0	0.2577	0.6474	1.0185	0.0	0.0506	0.6603	0.4282	0.1772
50 OHO	0.1609	3.0993	11.5496	10.6540	0.9964	6.1965	8.7559	10.1717	7.6791	6.0286	9.5802	10.4460	8.9144
51 ILL	0.2296	5.1220	5.7864	5.0549	1.8532	6.6653	7.4829	2.7121	5.4728	3.8520	2.4593	3.6833	3.3838
52 PEN	0.2416	4.0720	4.7018	11.1413	2.2325	5.2506	6.9182	8.0207	6.6844	4.3828	8.9840	8.9137	9.4653
53 IND	0.1950	3.6086	5.2625	4.2325	1.4950	7.5164	7.6658	3.2786	4.3752	4.2840	2.7413	3.8510	3.3801
54 KEN	0.0753	1.8610	3.1812	2.8939	0.3728	3.1412	3.7575	4.3555	5.1582	2.2997	2.0735	1.7169	1.6785
55 MCH	0.1221	4.0044	15.1788	6.0091	1.4981	4.5504	5.3317	4.6036	4.8207	2.8672	5.0399	5.0583	4.9012
56 TEN	0.0377	1.7267	2.0254	2.6294	0.3927	0.9019	1.5005	1.5338	3.6958	1.1952	2.5474	1.3050	0.8504
57 MSU	0.3933	2.8040	1.4805	1.2763	0.4948	3.9374	2.7468	2.1091	2.4410	1.8858	2.6309	2.6501	1.5899
58 WVR	0.0950	1.5156	2.2414	2.9212	0.3240	2.2612	1.8523	0.8573	3.0546	1.6714	3.2161	3.3238	3.1157
59 NYK	0.2168	1.2093	1.4555	3.7450	0.4692	5.8699	5.1893	4.4183	1.8541	2.5812	5.8349	7.9811	7.2366
60 ALA	0.0	0.9824	1.1745	0.9531	0.2930	0.1431	0.0	0.1335	0.6207	0.2773	0.6487	0.1482	0.2299
61 WI	0.4326	3.1410	1.3188	2.1045	0.8716	2.9395	2.6710	1.4222	2.4142	1.7276	1.2504	2.2980	2.2866
62 IA	0.1558	1.5198	0.5123	0.7696	0.4190	0.7307	0.9241	0.6313	0.9735	0.7040	0.4889	0.4748	0.9021
63 MIN	0.1174	1.1917	0.5088	0.8151	0.1676	0.6274	0.4478	0.7553	0.7446	0.6756	0.8580	0.7974	0.7395
64 VA	0.0629	0.7748	0.5049	1.1883	0.2819	0.6931	0.6320	0.6179	1.3155	0.8286	0.5771	0.9835	0.8519
65 NC	0.0823	0.8690	0.8540	1.3469	0.2976	1.1474	0.3679	0.0	1.7152	1.2097	1.3378	1.0314	0.9556
66 NH	0.0250	0.2198	0.0670	0.3870	0.1498	0.5314	0.3827	0.3985	0.5300	0.1679	0.5324	0.3788	0.7116
67 GA	0.0151	1.1742	0.8701	1.3465	0.2298	0.1510	0.0	0.0	0.7229	0.7966	0.2812	0.4273	0.3568
68 SC	0.0214	0.4201	0.5012	0.4862	0.1277	0.0722	0.1283	0.0	0.5694	0.3451	0.1804	0.2277	0.1858
69 MD	0.0791	0.3243	0.3789	1.0254	0.0853	0.7412	0.6886	0.5471	1.3983	1.1513	0.8343	1.0382	0.9680
70 DE	0.0205	0.0491	0.0947	0.2787	0.0171	0.2222	0.2258	0.1461	0.3974	0.2742	0.2084	0.3005	0.2961
71 NJ	0.0797	0.2620	0.4363	0.8444	0.1009	1.0221	0.6708	0.7387	0.9659	0.7412	1.1066	1.4548	1.4622
72 DC	0.0117	0.0724	0.0717	0.1836	0.0294	0.1206	0.1061	0.0944	0.1864	0.1586	0.1570	0.1375	0.1392
73 AR	0.0175	0.1227	0.1104	0.0577	0.0391	0.0834	0.1504	0.0993	0.0161	0.0584	0.1535	0.1701	0.1419
74 LA	0.0036	0.2082	0.2331	0.0817	0.0330	0.0	0.0	0.0	0.0	0.0	0.1582	0.1055	0.1277
75 MS	0.0	0.2365	0.3067	0.1557	0.0281	0.0488	0.0	0.0944	0.0982	0.0168	0.2777	0.1643	0.0742
76 MA	0.0707	0.3457	0.4772	0.8951	0.1590	1.5057	2.2741	1.5796	0.3215	0.4721	2.3590	1.8675	2.8970
77 CT	0.0270	0.1300	0.1767	0.3409	0.0672	0.5438	0.5225	0.5045	0.1777	0.1954	0.6140	0.8057	0.8780
78 RI	0.0047	0.0232	0.0320	0.0600	0.0107	0.1009	0.1523	0.1058	0.0215	0.0316	0.1580	0.1251	0.1941
79 ME	0.0213	0.2998	0.0299	0.1784	0.1185	0.3831	0.5440	0.5439	0.5073	0.1650	0.4704	0.5185	0.4326
80 VT	0.0048	0.0486	0.0154	0.0692	0.0352	0.1152	0.0646	0.0838	0.0666	0.0450	0.0859	0.1031	0.1567

056/84-Mai-21
Ministère des Communications

TABLEAU 5.27 (suite)

MATRICE DES CONTRIBUTIONS SOURCE-RECEPTEUR PRINTEMPS 1980
DEPOT DE SO4 HUMIDE

	14 GP	15 MTL	16 NB	17 NE	18 ANT	19 TN	20 WNY	21 ENY	22 SNA	23 NNA	24 NDA	25 LAB
1 ABI	0.1085	0.1268	0.0692	0.0288	0.1484	0.0741	0.0168	0.0271	0.0303	0.0580	0.0800	0.1590
2 CQB	0.0262	0.0052	0.0039	0.0019	0.0397	0.0103	0.0008	0.0015	0.0003	0.0022	0.0018	0.0593
3 NQB	0.0042	0.0016	0.0006	0.0004	0.0047	0.0010	0.0004	0.0006	0.0001	0.0003	0.0001	0.1169
10 NMN	0.5944	0.1281	0.0829	0.0682	0.1328	0.0775	0.0312	0.0325	0.0325	0.1071	0.0344	5.6738
11 SMN	0.0521	0.0144	0.0148	0.0083	0.0976	0.0240	0.0049	0.0029	0.0013	0.0110	0.0049	0.1159
12 NWO	0.0566	0.0399	0.0398	0.0138	0.0594	0.0202	0.0131	0.0096	0.0075	0.0297	0.0160	0.1901
13 NEO	1.3638	0.7815	0.8748	0.4407	2.5863	0.4641	0.2255	0.2372	0.2169	0.6054	0.7173	2.2590
14 SUD	5.3706	4.9946	3.7337	1.9766	5.3677	2.1098	2.3777	1.9178	1.5826	4.3084	2.8690	8.9396
15 SWO	2.8502	3.5991	3.1863	1.9983	1.8443	1.6387	13.8934	4.2135	2.0775	3.6262	0.1528	3.9712
16 SEO	0.3610	2.5579	0.4295	0.3194	0.6878	0.2637	0.1289	0.8429	0.4291	0.5016	0.0414	0.5830
17 SLV	5.7791	30.1558	6.5408	3.8274	9.5535	3.4013	0.4202	0.8842	1.7478	10.3669	0.6856	7.8393
18 NDA	4.9791	4.9061	4.1735	2.1981	8.3074	2.7887	1.6138	0.7347	0.8481	3.3355	88.0510	9.8903
19 GBY	25.0299	0.2566	1.9061	0.8410	6.3591	3.8030	0.0	0.0521	0.0835	0.5509	0.0654	3.3798
20 NBK	1.9136	0.9010	23.5741	8.4166	7.1232	4.2932	0.1624	0.4765	0.9955	2.8659	0.1548	4.3659
21 NSP	1.5442	0.2397	1.7790	26.3668	4.3404	6.7958	0.0704	0.1731	0.3095	0.8080	0.0	4.4949
22 NFL	0.3887	0.0329	0.3573	0.4819	1.2715	41.9860	0.0	0.0060	0.0196	0.1176	0.0103	2.3653
50 OHO	6.8152	8.0210	8.1505	8.2194	5.8919	5.2416	17.5826	8.6216	8.7633	7.5302	1.2994	7.6608
51 ILL	1.7131	2.9829	2.9895	2.6135	3.7330	1.8722	5.5898	2.2457	2.7973	2.9712	0.6930	2.3822
52 PEN	7.2432	7.7845	9.4110	7.9351	7.3420	2.9501	17.8126	11.8830	9.3239	8.8206	0.5646	8.3233
53 IND	1.3500	2.4417	1.1770	1.7646	2.0859	1.5739	5.9139	3.5226	3.1345	2.1467	0.7827	1.3314
54 KEN	1.7665	2.0434	2.1405	2.0123	1.8019	0.8848	2.7460	1.3276	1.7434	2.2449	0.1120	1.6354
55 MCH	2.8899	3.8043	3.8220	2.1832	2.4687	0.7312	7.4121	3.1560	1.9064	4.1865	0.8074	2.9221
56 TEN	0.9784	1.5714	1.9154	1.8449	1.5286	1.0047	2.3750	1.1638	1.0924	2.0418	0.0647	0.9196
57 MSU	0.8986	1.1815	0.7638	0.6439	2.3616	0.2192	1.8849	0.7704	0.6828	0.9702	0.4609	0.5400
58 WVR	2.3749	2.6661	2.8720	2.7408	2.1163	1.7176	3.7349	2.5820	2.1051	1.8837	0.2761	2.1405
59 NYK	8.4527	6.8364	4.3984	5.1493	4.9875	5.4883	3.7804	44.2668	15.9985	8.6836	0.1930	5.5983
60 ALA	0.4663	0.6351	1.0963	1.1467	0.7959	0.3456	1.8456	0.8729	0.6732	1.0739	0.0336	0.6379
61 WI	1.1820	1.4151	1.2110	0.8507	0.6397	0.1252	1.2781	0.7371	0.9765	1.7239	0.3358	0.7332
62 IA	0.3888	0.6476	0.7100	0.2462	0.1506	0.0824	0.4815	0.3159	0.2401	0.4909	0.0753	0.3044
63 MIN	0.2807	0.4921	0.2924	0.1403	0.1712	0.1550	0.2823	0.2111	0.1938	0.4749	0.1696	0.5689
64 VA	0.6724	0.8575	1.0513	1.5150	1.3160	1.0534	0.9836	0.8174	0.8481	1.1956	0.1166	0.9254
65 NC	0.6918	0.9050	0.7491	2.1378	0.3839	0.8643	1.2915	0.8942	1.0027	0.8627	0.2045	0.4517
66 NH	0.7488	0.5116	0.6210	0.6267	1.1962	0.4662	0.1438	0.2031	3.5545	2.0368	0.0144	0.6745
67 GA	0.5460	0.3859	0.6990	1.3230	1.0485	1.2425	1.4752	1.0562	1.0409	0.7427	0.2971	0.3183
68 SC	0.2006	0.4616	0.2427	0.5270	0.3889	0.4773	0.4640	0.4499	0.3970	0.3562	0.1252	0.2165
69 MD	0.9694	1.1960	1.3355	1.3918	0.7443	0.6538	0.7869	1.0368	1.0374	1.1928	0.1945	0.9003
70 DE	0.2083	0.3088	0.3601	0.4864	0.2712	0.3183	0.1951	0.2594	0.2569	0.3443	0.0361	0.2461
71 NJ	1.8965	1.5094	1.7529	1.7761	1.3431	1.1348	0.8920	1.1965	2.0787	1.6557	0.0818	1.2736
72 DC	0.1111	0.1663	0.1851	0.2215	0.1344	0.1025	0.1390	0.1346	0.1618	0.1711	0.0445	0.1350
73 AR	0.0580	0.0656	0.0402	0.0463	0.0	0.0224	0.1726	0.0908	0.0875	0.0789	0.0162	0.0
74 LA	0.1579	0.0863	0.0986	0.1354	0.0875	0.0	0.1381	0.1535	0.1720	0.1288	0.0	0.0964
75 MS	0.1107	0.1175	0.1856	0.2984	0.0750	0.0517	0.4652	0.2140	0.2199	0.2592	0.0	0.0924
76 MA	3.8514	1.0846	2.5530	3.0970	5.4816	1.9224	0.6917	1.1539	24.5442	3.3995	0.0712	2.4964
77 CT	1.1539	0.5481	0.6030	0.7781	1.1931	0.4760	0.3053	0.4357	3.8880	1.0911	0.0218	0.6553
78 RI	0.2580	0.0727	0.1710	0.2075	0.3672	0.1288	0.0463	0.0773	1.6441	0.2277	0.0048	0.1672
79 ME	1.0182	0.2892	1.5488	0.8504	1.8275	0.8713	0.1037	0.1906	0.5668	13.4393	0.0157	1.1277
80 VT	0.1250	0.1703	0.0877	0.1028	0.1433	0.0711	0.0272	0.3478	0.4867	0.2805	0.0030	0.1225

066/84-Mai-21
Ministère des Communications

TABLEAU 5.28

MATRICE DES CONTRIBUTIONS SOURCE-RECEPTEUR PRINTEMPS 1980
DEPOT DE SOUFRE HUMIDE

	1 NEO	2 CEO	3 SWO	4 SEO	5 SUD	6 SBJ	7 PBL	8 NQB	9 OTT	10 ABI	11 NIT	12 CHI	13 LSJ
1 ABI	0.0021	0.1401	0.0089	0.0275	0.0103	0.4585	0.2413	0.1731	0.2150	1.6300	0.2969	0.3943	0.4789
2 CQB	0.0001	0.0022	0.0005	0.0018	0.0006	0.0780	0.2003	0.1013	0.0029	0.0056	1.3714	0.1356	0.0232
3 NQB	0.0000	0.0001	0.0000	0.0004	0.0	0.0038	0.0073	1.8741	0.0014	0.0006	0.0657	0.0141	0.0037
10 NMN	0.0101	0.1472	0.0236	0.0453	0.0045	1.0460	6.1289	15.6408	0.0679	0.1576	4.4708	0.6926	0.2214
11 SMN	0.0014	0.0241	0.0061	0.0047	0.0011	0.2292	0.3286	0.3365	0.0067	0.0231	0.2390	0.1754	0.0319
12 NWO	0.0026	0.1398	0.0176	0.0183	0.0037	0.2410	0.2679	0.3037	0.0138	0.0473	0.2289	0.1288	0.0700
13 NEO	0.0403	29.8851	0.3678	1.0435	0.4806	2.7976	2.4349	2.4441	1.0620	1.6766	2.9170	2.5266	1.8119
14 SUD	0.0210	25.2214	9.7043	26.8169	87.5860	10.1892	9.2359	6.8243	25.9444	11.1116	7.8680	6.4563	6.9318
15 SWO	0.0023	1.3759	35.0426	9.3672	0.5671	2.9631	3.1420	3.3095	4.0778	1.6059	3.5184	3.8398	2.6028
16 SEO	0.0019	0.1563	0.0730	0.6504	0.1083	0.3748	0.3264	0.3359	1.1831	0.2610	0.6612	0.7141	0.7915
17 SLV	0.0197	2.0132	0.2213	1.3976	0.5737	7.7925	4.8126	3.9435	5.1802	4.9408	5.0774	7.7420	16.5333
18 NDA	0.0385	13.7471	0.9905	6.7682	2.6462	25.4875	16.1194	9.4622	12.5452	51.8703	12.1921	16.1766	16.0238
19 GBY	0.0035	0.1047	0.0044	0.0093	0.0051	1.3071	2.4845	2.5475	0.0297	0.1207	4.1622	3.8411	2.4893
20 NBK	0.0033	0.2947	0.0310	0.2057	0.0870	0.4861	0.8643	2.6177	1.0434	0.2443	2.4094	1.6929	1.0728
21 NSP	0.0009	0.0334	0.0182	0.0912	0.0299	0.0868	0.7846	2.7827	0.2621	0.0433	2.2100	1.1573	0.3215
22 NFL	0.0009	0.0169	0.0010	0.0	0.0	0.1767	0.5275	1.3494	0.0	0.0220	0.7045	0.3600	0.1203
50 OHO	0.0088	2.0943	12.4198	11.2936	0.7536	5.6284	8.5011	9.5919	7.1789	4.2404	8.1780	9.5239	7.4195
51 ILL	0.0135	3.3684	4.1669	3.2330	1.0295	5.3075	6.1070	2.4799	3.2304	1.9385	1.9521	2.5507	1.9942
52 PEN	0.0143	2.2852	3.1254	10.6383	1.1661	3.4413	5.3547	7.2934	7.5717	3.1552	9.7560	8.6866	8.3574
53 IND	0.0095	2.2542	4.3546	2.9850	0.8963	6.3405	6.8975	2.9575	2.8823	2.3241	2.0927	2.6756	2.2053
54 KEN	0.0052	1.0640	2.4545	2.1182	0.1651	2.3811	3.1669	3.8387	3.6415	1.2523	1.6092	1.3479	1.2034
55 MCH	0.0072	4.0322	17.6989	5.4749	1.2670	4.3249	5.1007	4.2350	3.7398	1.9324	4.2787	3.8944	3.1064
56 TEN	0.0022	0.9896	1.3244	1.7788	0.1728	0.6442	1.1160	1.3122	2.6019	0.7777	1.9737	0.9643	0.6344
57 MSU	0.0218	1.4695	0.8103	0.7218	0.2143	3.1214	2.0404	1.8123	1.4110	0.9578	2.0198	1.7223	0.8852
58 WVR	0.0052	1.0262	1.5829	2.7230	0.2184	1.6049	1.4510	0.8196	3.3037	1.1253	2.8223	2.7966	3.0419
59 NYK	0.0138	0.5583	0.8025	3.2075	0.1973	4.6763	3.9963	4.0141	1.7701	2.2584	5.1171	7.9477	8.2313
60 ALA	0.0	0.5148	0.6398	0.6249	0.1394	0.0883	0.0	0.1044	0.4770	0.1432	0.4659	0.1097	0.1599
61 WI	0.0300	2.5112	0.8461	1.2824	0.5242	2.1144	1.8942	1.2106	1.5029	0.8735	0.9950	1.5994	1.3448
62 IA	0.0100	0.9424	0.2970	0.4612	0.1999	0.4641	0.6271	0.5075	0.5786	0.3328	0.3716	0.3050	0.5121
63 MIN	0.0081	0.6919	0.2598	0.4333	0.0917	0.3960	0.3179	0.6918	0.4443	0.3287	0.6686	0.5347	0.4234
64 VA	0.0039	0.4373	0.2712	0.9715	0.1550	0.4654	0.4477	0.5949	1.3065	0.6092	0.5873	0.9844	0.8415
65 NC	0.0042	0.4646	0.4646	1.1519	0.1625	0.7092	0.2386	0.0	1.5106	0.8072	1.1840	0.8713	0.8550
66 NH	0.0017	0.1287	0.0331	0.3220	0.0797	0.5409	0.3670	0.3724	0.4857	0.1163	0.6367	0.4461	1.0045
67 GA	0.0009	0.6117	0.4393	0.8414	0.1007	0.0870	0.0	0.0	0.5111	0.4455	0.2166	0.2955	0.2765
68 SC	0.0012	0.2139	0.2584	0.3282	0.0670	0.0451	0.0882	0.0	0.4367	0.1888	0.1462	0.2066	0.1482
69 MD	0.0046	0.1574	0.1990	0.7497	0.0318	0.4558	0.4778	0.4828	1.2939	0.8027	0.9219	0.9500	0.8239
70 DE	0.0012	0.0224	0.0529	0.2011	0.0061	0.1479	0.1616	0.1368	0.3582	0.2033	0.2172	0.2844	0.2545
71 NJ	0.0050	0.1079	0.2407	0.5454	0.0357	0.9049	0.5335	0.6548	1.0865	0.5588	1.1057	1.5061	1.4039
72 DC	0.0007	0.0361	0.0368	0.1409	0.0126	0.0759	0.0746	0.0839	0.1805	0.1111	0.1630	0.1396	0.1212
73 AR	0.0009	0.0689	0.0587	0.0367	0.0191	0.0645	0.1104	0.0806	0.0154	0.0349	0.1135	0.1107	0.0822
74 LA	0.0002	0.1014	0.1149	0.0490	0.0117	0.0	0.0	0.0	0.0	0.0	0.1109	0.0635	0.0713
75 MS	0.0	0.1330	0.1567	0.0856	0.0189	0.0289	0.0	0.0739	0.0510	0.0076	0.1969	0.1033	0.0413
76 MA	0.0044	0.1609	0.2474	0.6942	0.0605	1.2183	1.8661	1.4486	0.2027	0.3569	2.3384	1.6790	3.1107
77 CT	0.0019	0.0584	0.0954	0.2446	0.0265	0.4710	0.4066	0.4490	0.1190	0.1744	0.5791	0.8001	0.9570
78 RI	0.0003	0.0108	0.0166	0.0465	0.0041	0.0816	0.1250	0.0970	0.0136	0.0239	0.1566	0.1125	0.2084
79 ME	0.0014	0.1530	0.0128	0.1027	0.0461	0.3346	0.5681	0.5321	0.3946	0.1272	0.5432	0.5969	0.5377
80 VT	0.0003	0.0301	0.0082	0.0654	0.0230	0.1181	0.0577	0.0787	0.0650	0.0317	0.0894	0.1437	0.2160

056/84-Mai-21
Ministère des Communications

TABLEAU 5.28 (suite)

MATRICE DES CONTRIBUTIONS SOURCE-RECEPTEUR PRINTEMPS 1980
DEPOT DE SOUFRE HUMIDE

	14 GP	15 MTL	16 NB	17 NE	18 ANT	19 TN	20 WNY	21 ENY	22 SNA	23 NNA	24 NDA	25 LAB
1 ABI	0.1088	0.1534	0.0588	0.0196	0.1721	0.0422	0.0121	0.0192	0.0203	0.0545	0.0844	0.1857
2 CQB	0.0277	0.0037	0.0029	0.0012	0.0459	0.0065	0.0004	0.0009	0.0002	0.0015	0.0009	0.0833
3 NQB	0.0033	0.0010	0.0004	0.0002	0.0045	0.0008	0.0003	0.0003	0.0001	0.0002	0.0001	0.2236
10 NMN	0.3252	0.0558	0.0454	0.0352	0.0929	0.0383	0.0148	0.0130	0.0129	0.0508	0.0113	4.9405
11 SMN	0.0305	0.0061	0.0074	0.0041	0.0772	0.0106	0.0024	0.0012	0.0005	0.0051	0.0018	0.0946
12 NWO	0.0346	0.0199	0.0214	0.0069	0.0496	0.0092	0.0070	0.0044	0.0035	0.0155	0.0084	0.1699
13 NEO	0.9490	0.4872	0.5144	0.2386	2.2888	0.2296	0.1559	0.1658	0.1298	0.3711	0.6300	2.0888
14 SUD	3.6983	4.2854	2.4993	1.1697	4.5146	1.1008	2.4417	1.6558	1.2624	3.0694	2.9441	8.3689
15 SWO	1.7512	2.9026	2.2760	1.2418	1.4167	0.7980	17.6846	3.9335	1.5399	2.9602	0.0873	3.5903
16 SEO	0.2551	3.6937	0.3464	0.2048	0.6034	0.1331	0.0907	1.1584	0.5486	0.5640	0.0354	0.5621
17 SLV	5.5618	43.3016	7.5282	2.9871	10.5300	1.7290	0.2227	0.6892	1.9127	16.0150	0.4720	9.0078
18 NDA	4.4115	4.0511	3.1320	1.4358	8.0656	1.5116	1.3725	0.5083	0.5533	2.4651	91.5366	10.8116
19 GBY	45.4819	0.1420	2.5249	0.7615	10.3892	2.9918	0.0	0.0226	0.0388	0.4119	0.0256	4.5089
20 NBK	1.8501	0.5672	41.0435	13.6378	9.6535	2.8240	0.0761	0.2960	0.7375	4.1830	0.0684	5.3008
21 NSP	1.5778	0.1516	1.9966	44.8577	5.8411	4.9241	0.0399	0.0866	0.1806	0.6591	0.0	6.0415
22 NFL	0.4196	0.0146	0.3694	0.5865	2.0584	66.6187	0.0	0.0035	0.0109	0.0758	0.0035	4.5961
50 OHO	3.7989	5.9562	4.8937	4.5648	4.4373	2.6051	19.5411	6.8340	5.6038	4.7774	0.7668	6.1194
51 ILL	0.9300	1.5452	1.5765	1.3265	2.7299	0.8323	3.5526	1.0942	1.2171	1.5651	0.5224	1.8726
52 PEN	4.5250	7.0469	6.2386	4.5823	5.8266	1.5134	22.9026	12.1206	7.9158	7.0601	0.2676	7.0365
53 IND	0.7541	1.2739	0.6488	0.9543	1.5574	0.7167	4.7447	1.9483	1.6456	1.2225	0.4754	1.0658
54 KEN	0.9687	1.2069	1.2795	1.1634	1.4338	0.4281	2.0579	0.7301	0.9300	1.3307	0.0430	1.2674
55 MCH	1.6693	2.2704	2.3353	1.1820	1.9998	0.3443	6.3558	1.9423	1.0808	2.6032	0.6463	2.3984
56 TEN	0.5331	1.0008	1.1238	1.0428	1.1317	0.4715	1.4601	0.6314	0.5750	1.1907	0.0325	0.7081
57 MSU	0.4777	0.5516	0.4030	0.3258	1.6994	0.0966	1.0103	0.3269	0.2960	0.4698	0.2270	0.4018
58 WVR	1.4777	2.4616	1.8351	1.5258	1.6635	0.8244	3.8424	2.1508	1.6164	1.5535	0.1317	1.8139
59 NYK	6.9972	7.7678	4.0059	3.7161	4.3929	2.9124	3.9804	55.6753	20.2603	10.4367	0.0835	5.4155
60 ALA	0.2488	0.3534	0.6138	0.6064	0.5668	0.1658	1.0967	0.5088	0.3617	0.6650	0.0112	0.4781
61 WI	0.6982	0.6930	0.6336	0.4213	0.4952	0.0548	0.8192	0.3637	0.4451	0.8453	0.1415	0.5731
62 IA	0.2088	0.3168	0.3784	0.1221	0.1091	0.0362	0.2741	0.1419	0.1061	0.2498	0.0264	0.2304
63 MIN	0.1540	0.2295	0.1502	0.0677	0.1526	0.0737	0.1351	0.0868	0.0787	0.2300	0.0680	0.4578
64 VA	0.4404	0.6981	0.7454	0.9406	1.0535	0.5534	0.8949	0.6579	0.6740	0.9976	0.0530	0.8272
65 NC	0.4404	0.7152	0.5122	1.2588	0.3283	0.5232	1.1315	0.5842	0.7192	0.6585	0.0950	0.3849
66 NH	0.6531	0.5650	0.7710	0.5758	1.2826	0.2790	0.1130	0.1868	4.6175	3.0129	0.0060	0.7199
67 GA	0.3225	0.2413	0.4753	0.7871	0.7903	0.6466	0.9087	0.5659	0.5419	0.4892	0.1342	0.2534
68 SC	0.1229	0.2666	0.1576	0.3276	0.3147	0.2699	0.2764	0.2440	0.2308	0.2152	0.0518	0.1756
69 MD	0.7254	0.9173	0.9889	0.8697	0.6325	0.3398	0.6184	0.8718	0.9403	1.0117	0.1424	0.8119
70 DE	0.1591	0.2297	0.2510	0.3339	0.2477	0.1915	0.1542	0.2152	0.2045	0.2610	0.0216	0.2154
71 NJ	1.4937	1.4565	1.4084	1.1843	1.2783	0.7377	0.6977	1.1751	2.2757	1.4633	0.0346	1.1970
72 DC	0.0786	0.1216	0.1327	0.1392	0.1234	0.0569	0.1198	0.1069	0.1533	0.1404	0.0248	0.1246
73 AR	0.0310	0.0307	0.0210	0.0226	0.0	0.0097	0.0955	0.0425	0.0401	0.0406	0.0083	0.0
74 LA	0.0826	0.0387	0.0503	0.0655	0.0608	0.0	0.0720	0.0679	0.0742	0.0604	0.0	0.0712
75 MS	0.0582	0.0605	0.0994	0.1517	0.0525	0.0233	0.2730	0.1060	0.1066	0.1333	0.0	0.0690
76 MA	3.1546	1.0740	2.7472	2.7055	5.8168	1.3113	0.4210	1.0088	31.8864	4.3673	0.0428	2.3674
77 CT	0.9732	0.5190	0.5857	0.6076	1.1815	0.2815	0.2181	0.4074	5.0528	1.2907	0.0214	0.6697
78 RI	0.2113	0.0719	0.1840	0.1812	0.3896	0.0878	0.0282	0.0676	2.1359	0.2925	0.0029	0.1586
79 ME	1.0187	0.2706	2.2890	0.9771	2.3168	0.6056	0.0621	0.1408	0.6310	20.0739	0.0070	1.4182
80 VT	0.1067	0.2130	0.0982	0.0827	0.1314	0.0388	0.0218	0.4376	0.6317	0.3897	0.0013	0.1235

0661/84-Mai-21
Ministère des Communications

TABLEAU 5.29

MATRICE DES CONTRIBUTIONS SOURCE-RECEPTEUR ETE 1980
CONCENTRATION DE SO2 SEC

	1 NEO	2 CEO	3 SWO	4 SEO	5 SUD	6 SBJ	7 PBL	8 NQB	9 OTT	10 ABI	11 NIT	12 CHI	13 LSJ
1 ABI	0.1266	0.0000	0.0032	0.0226	0.0037	0.2780	0.0607	0.4459	0.1602	0.9750	0.4794	0.5205	0.6594
2 CQB	0.0017	0.0000	0.0001	0.0004	0.0000	0.0487	0.0552	0.2115	0.0013	0.0029	0.7181	0.1918	0.0213
3 NQB	0.0056	0.0000	0.0000	0.0002	0.0000	0.0350	0.1149	1.2220	0.0004	0.0015	0.0611	0.0172	0.0030
10 NMN	6.4764	0.0005	0.0263	0.0363	0.0165	3.7946	16.3390	17.3512	0.0446	0.2600	5.3868	0.7552	0.2000
11 SMN	1.0088	0.0001	0.0023	0.0045	0.0021	1.0073	0.7067	0.5163	0.0098	0.0808	0.3786	0.2581	0.0487
12 NWO	1.8099	0.0002	0.0067	0.0092	0.0055	1.9608	1.2669	0.7117	0.0089	0.1800	0.6954	0.6464	0.2123
13 NEO	22.9654	0.0283	0.4028	0.5178	0.4631	17.8347	12.4529	7.2606	0.7771	4.9749	9.6586	9.6733	4.7159
14 SUD	14.0608	0.0154	7.2184	32.5456	90.5853	11.8735	12.2478	12.0386	45.6740	24.3404	16.6611	16.5652	16.9942
15 SWO	0.0	0.0	37.2143	18.1388	0.0	4.7337	0.0	0.0	6.5538	2.0853	0.0	3.7119	3.4091
16 SEO	0.0	0.0	0.0110	0.0327	0.0	0.0321	0.0720	0.1205	0.2576	0.2481	0.6223	0.3851	0.6842
17 SLV	0.0	0.0	0.0	0.1017	0.0	0.7628	0.4657	5.8088	0.9746	1.7383	6.0530	6.0971	14.1272
18 NDA	10.2715	0.0061	0.8958	4.4746	1.2893	21.9954	20.3810	27.4814	6.1517	40.3116	26.5758	27.6745	30.3930
19 GBY	0.0	0.0	0.0	0.0	0.0	0.1880	0.4330	3.2131	0.0	0.0	1.2679	1.1529	0.9180
20 NBK	0.0	0.0	0.0	0.0	0.0	0.0	0.0427	1.6286	0.0	0.0	1.9282	1.6461	0.4415
21 NSP	0.0	0.0	0.0	0.0	0.0	0.0	0.0564	1.7860	0.0	0.0	0.8625	0.4449	0.1978
22 NFL	0.0	0.0	0.0	0.0	0.0	0.0378	0.1559	0.9993	0.0	0.0	0.1103	0.0187	0.0
50 OHO	0.0	0.0	7.3573	6.6892	0.0	0.0	0.0	0.0	1.6465	0.0	0.0	0.0	2.3521
51 ILL	10.4580	0.0112	9.2691	7.3496	1.8972	6.6158	9.1619	3.7169	7.5784	4.6151	3.7798	1.5743	3.3062
52 PEN	0.0	0.0	0.0	1.4550	0.0	0.0	0.0	0.0	1.6956	0.7141	0.0	4.7821	2.1848
53 IND	0.0	0.0054	8.2655	5.6460	1.0180	0.0	0.0	0.0	4.7713	1.7662	0.0	0.5216	1.1130
54 KEN	0.0	0.0	1.4567	0.8931	0.2473	0.0	0.0	0.0	1.2325	0.4926	0.0	0.0	0.4672
55 MCH	6.4619	0.0054	20.8662	15.3038	1.2393	3.5152	0.0	2.0086	12.7786	4.8436	2.2727	2.3848	4.5508
56 TEN	0.0	0.0010	0.6825	0.2836	0.2277	0.0	0.0	0.0	0.4495	0.3768	0.0	0.0	0.0
57 MSU	4.7678	0.0041	2.1881	1.3050	0.3293	5.9972	3.2513	1.9389	0.7117	1.2494	2.5828	2.0333	0.7656
58 WVR	0.0	0.0	0.2451	0.2992	0.0	0.0	0.0	0.0	0.1111	0.0	0.0	0.7068	0.5414
59 NYK	0.0	0.0	0.0	0.3057	0.0	0.0	0.0	0.0	1.2785	2.3111	5.2023	4.0700	2.2302
60 ALA	0.0	0.0	0.0777	0.0351	0.0	0.0	0.0	0.0	0.0	0.0	0.0	0.0	0.0
61 WI	7.4134	0.0117	2.5130	3.1274	1.9935	3.4351	10.7923	7.4887	4.4478	4.5906	2.3437	4.8416	4.1914
62 IA	6.2264	0.0029	0.7292	0.6285	0.3945	7.1432	3.4955	2.1666	0.9296	1.1387	3.2123	1.9926	0.9098
63 MIN	7.8372	0.0025	0.2743	0.3490	0.2853	8.5905	8.4484	0.9334	0.6804	1.1880	2.5801	2.3406	0.6082
64 VA	0.0	0.0	0.0	0.0	0.0	0.0	0.0	0.0	0.0	0.0	0.0	0.0	0.0
65 NC	0.0	0.0	0.1338	0.1698	0.0	0.0	0.0	0.0	0.0	0.0	0.0	0.0	0.0
66 NH	0.0	0.0	0.0	0.0	0.0	0.1039	0.0	0.0648	0.0489	0.0855	0.8025	0.5086	0.3723
67 GA	0.0	0.0	0.0600	0.0	0.0	0.0	0.0	0.0	0.0	0.0	0.0	0.0	0.0
68 SC	0.0	0.0	0.0605	0.0309	0.0	0.0	0.0	0.0	0.0	0.0	0.0	0.0	0.0
69 MD	0.0	0.0	0.0	0.0467	0.0	0.0	0.0	0.0	0.1956	0.2368	0.0	0.2894	0.2142
70 DE	0.0	0.0	0.0	0.0116	0.0	0.0	0.0	0.0	0.0464	0.0723	0.0	0.1085	0.0657
71 NJ	0.0	0.0	0.0	0.0804	0.0	0.0	0.0	0.0	0.3736	0.5216	1.3821	0.8342	0.7228
72 DC	0.0	0.0	0.0	0.0050	0.0	0.0	0.0	0.0	0.0229	0.0249	0.0	0.0473	0.0294
73 AR	0.1088	0.0001	0.0399	0.0295	0.0026	0.0	0.0	0.0	0.0	0.0095	0.0	0.0	0.0
74 LA	0.0	0.0	0.0	0.0	0.0	0.0	0.0	0.0	0.0	0.0	0.0	0.0	0.0
75 MS	0.0	0.0	0.0	0.0	0.0	0.0	0.0	0.0	0.0	0.0	0.0	0.0	0.0
76 MA	0.0	0.0	0.0	0.0376	0.0	0.0	0.0	0.3088	0.2364	0.3452	2.3578	1.7742	1.5160
77 CT	0.0	0.0	0.0	0.0275	0.0	0.0	0.0	0.0	0.1134	0.1667	0.7000	0.5487	0.4148
78 RI	0.0	0.0	0.0	0.0025	0.0	0.0	0.0	0.0207	0.0158	0.0231	0.1579	0.1188	0.1016
79 ME	0.0	0.0	0.0	0.0	0.0	0.0	0.0	0.5303	0.0	0.0	0.9772	0.6563	0.2240
80 VT	0.0	0.0	0.0	0.0040	0.0	0.0167	0.0	0.0270	0.0218	0.0300	0.1899	0.1073	0.0936

066/84-Mai-21
Ministère des Communications

TABLEAU 5.29 (suite)

MATRICE DES CONTRIBUTIONS SOURCE-RECEPTEUR ETE 1980
CONCENTRATION DE SO2 SEC

	14 GP	15 MTL	16 NB	17 NE	18 ANT	19 TN	20 WNY	21 ENY	22 SNA	23 NNA	24 NDA	25 LAB
1 ABI	0.1986	0.1300	0.0755	0.0199	0.2163	0.0340	0.0084	0.0147	0.0115	0.0525	0.0198	0.3674
2 CQB	0.0204	0.0039	0.0014	0.0006	0.0237	0.0031	0.0002	0.0006	0.0002	0.0009	0.0001	0.0841
3 NQB	0.0007	0.0005	0.0000	0.0000	0.0016	0.0001	0.0000	0.0001	0.0000	0.0001	0.0002	0.0370
10 NMN	0.2700	0.0517	0.0158	0.0137	0.2728	0.0630	0.0113	0.0080	0.0095	0.0161	0.0264	1.6794
11 SMN	0.0530	0.0083	0.0074	0.0032	0.0608	0.0112	0.0007	0.0004	0.0007	0.0056	0.0067	0.0883
12 NWO	0.1179	0.0125	0.0220	0.0068	0.1114	0.0063	0.0016	0.0011	0.0009	0.0101	0.0320	0.2727
13 NEO	2.3143	0.6278	0.8801	0.2916	2.4704	0.4056	0.1088	0.0514	0.0501	0.5220	2.1162	5.0748
14 SUD	10.9216	10.0047	7.4208	2.6591	11.3400	3.0432	2.5615	1.2012	0.8104	5.9458	2.8975	13.5800
15 SWO	2.5485	7.5327	5.7542	4.3200	4.0922	4.0044	20.0325	5.3875	3.9340	8.1006	0.3893	2.0862
16 SEO	0.7561	2.6167	1.2189	0.5601	0.8434	0.6516	0.0168	0.5272	0.3326	1.7810	0.0	0.9042
17 SLV	14.1264	40.2333	18.8697	5.4335	13.4191	6.2959	0.0369	0.0780	0.9274	23.2014	0.0	15.6865
18 NDA	8.6203	4.3735	3.6964	1.1332	9.0671	1.9971	1.7697	0.2347	0.2006	2.4797	92.0632	16.1678
19 GBY	32.5221	0.0564	1.2317	0.2426	15.9433	1.4048	0.0	0.0	0.0088	0.3367	0.0	10.0537
20 NBK	3.2645	0.0136	25.1798	8.9075	5.8687	7.2091	0.0	0.0	0.0025	0.2347	0.0	4.8191
21 NSP	1.4395	0.0141	0.2599	14.4675	2.9689	13.6338	0.0	0.0	0.0	0.0322	0.0	2.9288
22 NFL	0.0362	0.0	0.0223	0.0479	0.8132	26.0245	0.0	0.0	0.0	0.0	0.0	2.0800
50 OHO	0.6476	5.0529	2.0085	6.5515	0.6851	4.6344	24.3652	8.9813	9.5730	4.9949	0.0	0.6889
51 ILL	2.7390	4.7788	2.9985	1.8575	5.1597	0.5802	10.3528	2.2661	1.7699	3.1630	0.2426	1.0457
52 PEN	1.0110	2.9205	1.9827	10.9996	2.6708	4.9387	11.1124	12.5362	13.4620	3.7782	0.0	2.0232
53 IND	0.5416	3.5492	1.1887	1.7721	0.9024	0.9994	9.9675	2.9864	3.0510	2.7391	0.0	0.0
54 KEN	0.4298	0.5622	0.6169	0.8979	0.0	0.4759	2.4864	0.8106	1.1246	0.5494	0.0	0.0
55 MCH	3.4979	8.9077	5.6906	2.7889	6.4520	3.1695	8.6382	3.3292	2.8310	6.9564	0.1616	2.7187
56 TEN	0.0	0.1316	0.0	0.7426	0.0	0.3927	0.9399	0.2592	0.3836	0.0534	0.0	0.0
57 MSU	0.9045	0.8835	0.6737	0.5508	1.5782	0.0	2.3486	0.7101	0.6475	0.8169	0.4823	1.2329
58 WVR	0.5472	1.1424	0.5130	1.7667	0.4164	1.1884	1.6919	1.2242	1.5258	1.2083	0.0	0.2806
59 NYK	3.0687	2.0696	6.4206	12.3990	3.5584	6.9767	0.0579	57.5462	28.8417	11.3625	0.0	4.2309
60 ALA	0.0	0.0	0.0	0.0	0.0	0.0479	0.1320	0.0432	0.0504	0.0363	0.0	0.0
61 WI	2.1238	1.7846	0.8442	0.5693	3.2287	0.2036	1.9376	0.5679	0.4615	1.1647	1.1468	2.1919
62 IA	0.5049	0.4308	0.1265	0.1012	0.5617	0.0	0.5781	0.1506	0.1271	0.2126	0.2421	1.5136
63 MIN	0.3989	0.2127	0.1485	0.0938	0.1965	0.0	0.1220	0.0476	0.0373	0.1693	0.1733	0.4397
64 VA	0.0	0.0904	0.3316	0.8149	0.2101	0.2381	0.1050	0.1011	0.2795	0.4229	0.0	0.3695
65 NC	0.0	0.0741	0.3377	0.3214	0.6995	0.3390	0.4621	0.1267	0.0848	0.2083	0.0	0.7591
66 NH	0.8706	0.0795	1.9135	1.5139	0.6295	1.3284	0.0	0.0023	2.3703	2.7163	0.0	0.8229
67 GA	0.0	0.0	0.0	0.1882	0.0	0.1167	0.0648	0.0825	0.1202	0.0498	0.0	0.0
68 SC	0.0	0.0156	0.0	0.0699	0.0	0.2207	0.0138	0.0046	0.0023	0.0159	0.0	0.1684
69 MD	0.2993	0.4757	0.1384	0.8588	0.2707	0.7281	0.0067	0.2561	0.4544	0.3724	0.0	0.2613
70 DE	0.1024	0.0875	0.0669	0.2502	0.1084	0.3076	0.0	0.0442	0.1021	0.1655	0.0	0.1163
71 NJ	0.3202	0.5395	0.2882	2.9982	0.9447	1.5839	0.0038	0.0857	3.3584	0.8727	0.0	0.7396
72 DC	0.0500	0.0631	0.0355	0.1220	0.0413	0.0735	0.0056	0.0331	0.0503	0.0673	0.0	0.0268
73 AR	0.0	0.0119	0.0	0.0	0.0	0.0	0.0579	0.0236	0.0170	0.0146	0.0	0.0
74 LA	0.0	0.0	0.0	0.0	0.0	0.0	0.0	0.0	0.0	0.0	0.0	0.0
75 MS	0.0	0.0	0.0	0.0090	0.0	0.0	0.0	0.0	0.0053	0.0	0.0	0.0
76 MA	2.7453	0.2175	3.2378	8.3762	2.1134	3.2302	0.0	0.0115	17.8514	2.1588	0.0	2.2070
77 CT	0.5087	0.1188	0.6590	1.9240	0.4623	0.9461	0.0	0.0096	3.2836	0.8247	0.0	0.5788
78 RI	0.1839	0.0146	0.2169	0.5611	0.1416	0.2164	0.0	0.0008	1.1958	0.1446	0.0	0.1478
79 ME	1.1745	0.0486	4.6201	2.5751	1.3426	2.0506	0.0	0.0	0.0083	11.4632	0.0	1.3816
80 VT	0.1200	0.0573	0.2863	0.2194	0.1132	0.2256	0.0012	0.2547	0.6409	0.5789	0.0	0.1450

066/84-Mai-21
Ministère des Communications

TABLEAU 5.30

MATRICE DES CONTRIBUTIONS SOURCE-RECEPTEUR ETE 1980
CONCENTRATION DE SO2 HUMIDE

	1 NEO	2 CEO	3 SWO	4 SEO	5 SUD	6 SBJ	7 PBL	8 NQB	9 OTT	10 ABI	11 NIT	12 CHI	13 LSJ
1 ABI	0.1907	0.0388	0.0029	0.0311	0.0022	0.4940	0.0757	0.6318	0.3065	1.6519	0.7642	0.8994	1.2330
2 CQB	0.0018	0.0002	0.0000	0.0004	0.0000	0.0983	0.1315	0.4973	0.0017	0.0027	2.7660	0.5058	0.0320
3 NQB	0.0062	0.0001	0.0000	0.0002	0.0000	0.0568	0.2367	4.5152	0.0004	0.0010	0.1185	0.0249	0.0028
10 NMN	4.7875	0.2653	0.0115	0.0169	0.0047	3.1279	15.7040	15.3591	0.0215	0.0936	4.2735	0.5050	0.0905
11 SMN	0.7108	0.0482	0.0009	0.0023	0.0006	0.7187	0.5486	0.3957	0.0053	0.0327	0.2662	0.1587	0.0255
12 NWO	2.0585	0.1696	0.0030	0.0047	0.0019	2.0129	1.2812	0.6997	0.0046	0.0909	0.6070	0.4618	0.1200
13 NEO	31.7787	44.6392	0.2632	0.3381	0.2410	19.2205	13.0776	6.7810	0.5735	3.5007	9.6143	9.2274	3.7358
14 SUD	15.8030	19.0983	8.0445	45.2545	96.0951	10.0592	12.4224	10.5325	60.3164	19.7070	14.6059	13.2265	13.8195
15 SWO	0.0	0.0	51.7547	21.2676	0.0	3.2207	0.0	0.0	5.4634	0.9462	0.0	2.0521	1.6853
16 SEO	0.0	0.0	0.0068	0.0290	0.0	0.0184	0.0424	0.0761	0.3065	0.1388	0.4118	0.2368	0.5423
17 SLV	0.0	0.0	0.0	0.0723	0.0	0.5671	0.3159	4.1910	0.8643	1.0840	4.4566	4.8692	16.2386
18 NDA	16.7080	9.5013	0.9896	6.5880	1.1070	37.3591	30.6199	36.6866	9.7137	63.1086	39.2862	46.3869	47.8964
19 GBY	0.0	0.0	0.0	0.0	0.0	0.1405	0.3908	3.2378	0.0	0.0	1.3278	1.4056	1.0316
20 NBK	0.0	0.0	0.0	0.0	0.0	0.0	0.0337	1.3959	0.0	0.0	1.7867	1.7092	0.4060
21 NSP	0.0	0.0	0.0	0.0	0.0	0.0	0.0492	1.6714	0.0	0.0	0.7957	0.3527	0.1758
22 NFL	0.0	0.0	0.0	0.0	0.0	0.0344	0.1711	1.0610	0.0	0.0	0.0910	0.0134	0.0
50 OHO	0.0	0.0	4.7457	3.8567	0.0	0.0	0.0	0.0	1.1147	0.0	0.0	0.0	0.9560
51 ILL	5.9073	6.1267	5.4181	3.9416	0.5997	3.5456	6.0745	2.1945	4.3911	1.6854	2.2693	1.0407	1.7357
52 PEN	0.0	0.0	0.0	0.7707	0.0	0.0	0.0	0.0	0.7706	0.2146	0.0	2.6410	1.0049
53 IND	0.0	2.9625	4.5428	2.6692	0.2966	0.0	0.0	0.0	2.2464	0.5365	0.0	0.2324	0.4280
54 KEN	0.0	0.0	0.5286	0.3408	0.0560	0.0	0.0	0.0	0.5117	0.1368	0.0	0.0	0.1743
55 MCH	5.3559	4.0516	20.5208	11.4150	0.4934	2.5624	0.0	1.1802	8.1551	2.0071	1.7067	1.9995	2.4975
56 TEN	0.0	0.3487	0.2128	0.1003	0.0445	0.0	0.0	0.0	0.1695	0.0963	0.0	0.0	0.0
57 MSU	3.1643	1.5731	0.9649	0.6583	0.0841	3.9458	2.1076	1.1340	0.3631	0.3616	1.6087	1.1583	0.2953
58 WVR	0.0	0.0	0.0964	0.1554	0.0	0.0	0.0	0.0	0.0445	0.0	0.0	0.3518	0.2308
59 NYK	0.0	0.0	0.0	0.1781	0.0	0.0	0.0	0.0	0.9069	1.3007	3.3595	2.2597	0.9955
60 ALA	0.0	0.0	0.0261	0.0139	0.0	0.0	0.0	0.0	0.0	0.0	0.0	0.0	0.0
61 WI	4.6332	8.4805	1.3313	1.6516	0.7980	2.3146	8.3175	5.1302	2.3642	1.9520	1.4458	3.1066	2.0506
62 IA	3.6263	1.4045	0.3263	0.2970	0.0992	4.9118	2.4903	1.3876	0.4370	0.3794	2.1716	1.0808	0.3723
63 MIN	5.2189	1.2661	0.1132	0.1653	0.0758	5.5246	5.9096	0.6891	0.3792	0.4014	1.5621	1.2165	0.2513
64 VA	0.0	0.0	0.0	0.0	0.0	0.0	0.0	0.0	0.0	0.0	0.0	0.0	0.0
65 NC	0.0	0.0	0.0450	0.0602	0.0	0.0	0.0	0.0	0.0	0.0	0.0	0.0	0.0
66 NH	0.0	0.0	0.0	0.0	0.0	0.0579	0.0	0.0371	0.0338	0.0448	0.5502	0.2949	0.2555
67 GA	0.0	0.0	0.0172	0.0	0.0	0.0	0.0	0.0	0.0	0.0	0.0	0.0	0.0
68 SC	0.0	0.0	0.0189	0.0111	0.0	0.0	0.0	0.0	0.0	0.0	0.0	0.0	0.0
69 MD	0.0	0.0	0.0	0.0175	0.0	0.0	0.0	0.0	0.0844	0.0721	0.0	0.1635	0.1177
70 DE	0.0	0.0	0.0	0.0044	0.0	0.0	0.0	0.0	0.0203	0.0231	0.0	0.0684	0.0360
71 NJ	0.0	0.0	0.0	0.0365	0.0	0.0	0.0	0.0	0.1883	0.1738	0.9875	0.4835	0.3622
72 DC	0.0	0.0	0.0	0.0019	0.0	0.0	0.0	0.0	0.0100	0.0077	0.0	0.0268	0.0147
73 AR	0.0490	0.0256	0.0151	0.0111	0.0005	0.0	0.0	0.0	0.0	0.0024	0.0	0.0	0.0
74 LA	0.0	0.0	0.0	0.0	0.0	0.0	0.0	0.0	0.0	0.0	0.0	0.0	0.0
75 MS	0.0	0.0	0.0	0.0	0.0	0.0	0.0	0.0	0.0	0.0	0.0	0.0	0.0
76 MA	0.0	0.0	0.0	0.0193	0.0	0.0	0.0	0.1778	0.1370	0.1527	1.7456	0.9428	0.7458
77 CT	0.0	0.0	0.0	0.0153	0.0	0.0	0.0	0.0	0.0691	0.0679	0.5057	0.2985	0.1877
78 RI	0.0	0.0	0.0	0.0013	0.0	0.0	0.0	0.0119	0.0092	0.0102	0.1169	0.0632	0.0500
79 ME	0.0	0.0	0.0	0.0	0.0	0.0	0.0	0.3093	0.0	0.0	0.6686	0.4720	0.1429
80 VT	0.0	0.0	0.0	0.0027	0.0	0.0089	0.0	0.0167	0.0163	0.0158	0.1306	0.0639	0.0603

066/84-Mai-21
Ministère des Communications

TABLEAU 5.30 (suite)

MATRICE DES CONTRIBUTIONS SOURCE-RECEPTEUR ETE 1980
CONCENTRATION DE SO2 HUMIDE

	14 GP	15 MTL	16 NB	17 NE	18 ANT	19 TN	20 WNY	21 ENY	22 SNA	23 NNA	24 NDA	25 LAB
1 ABI	0.1999	0.1757	0.0683	0.0165	0.2881	0.0228	0.0111	0.0136	0.0103	0.0625	0.0122	0.5166
2 CQB	0.0230	0.0047	0.0012	0.0006	0.0395	0.0028	0.0002	0.0005	0.0002	0.0011	0.0000	0.1711
3 NQB	0.0005	0.0004	0.0000	0.0000	0.0023	0.0001	0.0000	0.0000	0.0000	0.0001	0.0001	0.0739
10 NMN	0.1116	0.0185	0.0064	0.0066	0.1857	0.0280	0.0069	0.0029	0.0038	0.0070	0.0050	1.3206
11 SMN	0.0224	0.0033	0.0031	0.0016	0.0439	0.0047	0.0004	0.0001	0.0003	0.0025	0.0015	0.0704
12 NWO	0.0510	0.0057	0.0095	0.0037	0.0774	0.0027	0.0010	0.0004	0.0005	0.0050	0.0119	0.2339
13 NEO	1.1642	0.3309	0.4186	0.1559	1.9193	0.1744	0.0833	0.0225	0.0248	0.3001	0.9647	4.8203
14 SUD	5.8104	7.7204	4.1153	1.5298	9.5964	1.3604	2.8002	0.7062	0.4702	4.1801	1.1338	12.3362
15 SWO	0.9857	4.5439	2.6827	2.1234	2.5762	1.4919	30.5402	3.5921	2.3748	5.0899	0.1557	1.3587
16 SEO	0.4142	3.7137	0.8653	0.3683	0.7022	0.2943	0.0150	0.5901	0.3025	1.9040	0.0	0.7023
17 SLV	9.6123	63.6391	18.0733	4.2569	12.4094	3.3390	0.0308	0.0371	0.8356	35.3921	0.0	13.7402
18 NDA	7.3544	4.8229	3.0087	0.9364	11.5949	1.3238	2.5856	0.1729	0.1606	2.5889	97.1329	20.9101
19 GBY	61.7481	0.0375	1.4780	0.2267	27.9571	0.9348	0.0	0.0	0.0049	0.3224	0.0	15.2214
20 NBK	2.8099	0.0082	49.9657	16.1984	6.8959	6.0253	0.0	0.0	0.0015	0.2315	0.0	5.7201
21 NSP	1.0625	0.0095	0.2057	34.8015	3.8865	14.1694	0.0	0.0	0.0	0.0242	0.0	3.6594
22 NFL	0.0206	0.0	0.0224	0.0430	1.1761	56.4068	0.0	0.0	0.0	0.0	0.0	2.7710
50 OHO	0.2246	2.1538	0.7222	3.0201	0.3648	1.5936	21.7843	4.0357	4.6897	2.3089	0.0	0.4035
51 ILL	0.9926	1.9245	1.0877	0.7884	2.8555	0.2025	7.5728	0.8718	0.7118	1.3626	0.0390	0.6133
52 PEN	0.3235	1.3445	0.8014	6.1695	1.5779	1.8696	13.6315	8.3550	8.9385	2.1854	0.0	1.3133
53 IND	0.1789	1.2558	0.4383	0.7837	0.4676	0.3339	7.0427	1.1982	1.2859	1.1318	0.0	0.0
54 KEN	0.1309	0.1777	0.1966	0.3993	0.0	0.1605	1.3795	0.2740	0.4396	0.2127	0.0	0.0
55 MCH	1.5263	4.3978	2.2875	1.2511	4.2085	1.1513	7.3329	1.4610	1.2784	3.5023	0.0308	1.7267
56 TEN	0.0	0.0381	0.0	0.3097	0.0	0.1324	0.4813	0.0932	0.1488	0.0227	0.0	0.0
57 MSU	0.3347	0.3355	0.2276	0.2288	0.9119	0.0	1.4210	0.2505	0.2511	0.3453	0.0733	0.7869
58 WVR	0.1738	0.4542	0.1844	0.8343	0.2151	0.4055	1.1426	0.4749	0.6850	0.6063	0.0	0.1898
59 NYK	1.0093	1.1105	3.2633	8.5712	2.5523	3.0172	0.0365	76.9242	35.2631	9.5752	0.0	3.0903
60 ALA	0.0	0.0	0.0	0.0	0.0	0.0157	0.0664	0.0123	0.0164	0.0130	0.0	0.0
61 WI	0.8105	0.6748	0.2947	0.2362	1.9893	0.0782	1.2518	0.1890	0.1701	0.5040	0.3518	1.5487
62 IA	0.1641	0.1572	0.0423	0.0421	0.3148	0.0	0.3579	0.0478	0.0441	0.0855	0.0496	0.9623
63 MIN	0.1405	0.0717	0.0514	0.0379	0.1266	0.0	0.0621	0.0140	0.0126	0.0662	0.0377	0.2930
64 VA	0.0	0.0311	0.1242	0.3927	0.1216	0.0889	0.0566	0.0345	0.1234	0.2069	0.0	0.2402
65 NC	0.0	0.0215	0.1142	0.1375	0.3897	0.1318	0.2268	0.0381	0.0310	0.0802	0.0	0.4805
66 NH	0.4105	0.0488	1.5936	1.3045	0.5083	0.6757	0.0	0.0009	3.6105	3.7417	0.0	0.6317
67 GA	0.0	0.0	0.0	0.0765	0.0	0.0393	0.0316	0.0270	0.0454	0.0199	0.0	0.0
68 SC	0.0	0.0046	0.0	0.0305	0.0	0.0763	0.0064	0.0012	0.0007	0.0056	0.0	0.1006
69 MD	0.1020	0.2158	0.0564	0.4808	0.1470	0.2955	0.0029	0.1272	0.3040	0.2309	0.0	0.1547
70 DE	0.0358	0.0371	0.0306	0.1373	0.0574	0.1278	0.0	0.0211	0.0655	0.1115	0.0	0.0721
71 NJ	0.1059	0.2569	0.1127	2.1527	0.5710	0.6507	0.0019	0.0442	3.2893	0.5939	0.0	0.4887
72 DC	0.0173	0.0287	0.0142	0.0688	0.0224	0.0304	0.0035	0.0158	0.0292	0.0381	0.0	0.0160
73 AR	0.0	0.0036	0.0	0.0	0.0	0.0	0.0315	0.0073	0.0060	0.0054	0.0	0.0
74 LA	0.0	0.0	0.0	0.0	0.0	0.0	0.0	0.0	0.0	0.0	0.0	0.0
75 MS	0.0	0.0	0.0	0.0037	0.0	0.0	0.0	0.0	0.0026	0.0	0.0	0.0
76 MA	1.0299	0.0885	1.7666	7.0665	1.6805	1.5127	0.0	0.0044	26.9743	1.5658	0.0	1.5942
77 CT	0.1775	0.0542	0.3478	1.4552	0.3044	0.4199	0.0	0.0046	4.6612	0.5952	0.0	0.3941
78 RI	0.0690	0.0059	0.1183	0.4734	0.1126	0.1013	0.0	0.0003	1.8069	0.1049	0.0	0.1068
79 ME	0.6002	0.0258	4.9787	2.7134	1.0665	1.2027	0.0	0.0	0.0047	19.9686	0.0	1.0598
80 VT	0.0520	0.0467	0.2214	0.1655	0.0838	0.1061	0.0008	0.3340	0.9202	0.6984	0.0	0.1069

056/84-Mai-21
Ministère des Communications

TABLEAU 5.31

MATRICE DES CONTRIBUTIONS SOURCE-RECEPTEUR ETE 1980
CONCENTRATION DE SO4 SEC

	1 NEO	2 CEO	3 SWO	4 SEO	5 SUD	6 SBJ	7 PBL	8 NQB	9 OTT	10 ABI	11 NIT	12 CHI	13 LSJ
1 ABI	0.0881	0.0415	0.0051	0.0173	0.0118	0.1435	0.0592	0.3077	0.0698	0.3238	0.2879	0.2554	0.2491
2 CQB	0.0024	0.0005	0.0002	0.0006	0.0001	0.0242	0.0233	0.0788	0.0014	0.0034	0.1242	0.0566	0.0137
3 NQB	0.0076	0.0003	0.0001	0.0004	0.0001	0.0247	0.0608	0.2213	0.0007	0.0028	0.0319	0.0131	0.0042
10 NMN	8.5579	1.1025	0.0816	0.1024	0.1081	4.0935	15.1937	16.2308	0.1228	0.7381	6.3012	1.0590	0.5243
11 SMN	1.4428	0.1611	0.0080	0.0106	0.0119	1.4241	0.9883	0.6531	0.0208	0.1823	0.5791	0.4330	0.0905
12 NWO	1.2458	0.2426	0.0193	0.0211	0.0263	1.4894	1.0834	0.5531	0.0211	0.2819	0.6814	0.8004	0.3415
13 NEO	11.7144	10.7010	0.6508	0.7907	1.1781	12.5988	10.0301	6.1592	0.9636	4.7484	7.6022	7.5096	4.4255
14 SUD	9.8410	9.0004	5.1030	15.4292	61.2668	12.2235	10.4317	11.5147	23.4468	18.7729	16.2074	16.9641	15.3442
15 SWO	0.0	0.0	14.1949	9.8518	0.0	5.7059	0.0	0.0	5.8160	3.2425	0.0	5.7945	5.5430
16 SEO	0.0	0.0	0.0173	0.0288	0.0	0.0594	0.1609	0.1929	0.1441	0.2980	0.8565	0.5234	0.5749
17 SLV	0.0	0.0	0.0	0.1276	0.0	0.8965	0.8021	7.5017	0.8681	1.8842	7.3755	5.7547	7.3950
18 NDA	6.3291	3.8282	1.0129	3.0662	2.3236	12.1786	14.8597	20.8138	3.7153	15.8612	17.8972	14.2492	15.4278
19 GBY	0.0	0.0	0.0	0.0	0.0	0.3380	0.5906	2.9977	0.0	0.0	1.1168	0.7414	0.6195
20 NBK	0.0	0.0	0.0	0.0	0.0	0.0	0.0900	2.2774	0.0	0.0	2.1478	1.3390	0.3952
21 NSP	0.0	0.0	0.0	0.0	0.0	0.0	0.0842	1.9628	0.0	0.0	0.9698	0.5764	0.1859
22 NFL	0.0	0.0	0.0	0.0	0.0	0.0427	0.1421	0.8412	0.0	0.0	0.1632	0.0310	0.0
50 OHO	0.0	0.0	10.4148	10.3793	0.0	0.0	0.0	0.0	1.9656	0.0	0.0	0.0	5.5633
51 ILL	17.5855	19.2021	15.0814	12.7116	8.5805	12.9726	13.2648	6.3311	11.4001	9.9834	5.9523	1.7974	4.8737
52 PEN	0.0	0.0	0.0	2.5634	0.0	0.0	0.0	0.0	3.8575	2.2086	0.0	7.4827	4.0325
53 IND	0.0	9.0233	14.6930	11.9365	5.2043	0.0	0.0	0.0	10.1520	5.3450	0.0	1.4083	3.0103
54 KEN	0.0	0.0	4.9612	2.8639	1.9483	0.0	0.0	0.0	3.3992	1.8292	0.0	0.0	1.3731
55 MCH	6.0680	5.7749	15.6304	16.3944	4.0206	3.7858	0.0	3.4697	16.6338	8.6084	2.3196	1.9073	6.2639
56 TEN	0.0	3.6949	3.2070	1.1110	2.5304	0.0	0.0	0.0	1.6086	1.7811	0.0	0.0	0.0
57 MSU	6.1898	12.4656	5.3796	2.4847	2.0796	7.6631	4.9419	3.3988	1.3118	4.1999	3.7372	2.9977	2.0540
58 WVR	0.0	0.0	0.7251	0.5435	0.0	0.0	0.0	0.0	0.3341	0.0	0.0	1.3847	1.1570
59 NYK	0.0	0.0	0.0	0.4671	0.0	0.0	0.0	0.0	1.4274	2.6374	6.9778	6.2961	4.3507
60 ALA	0.0	0.0	0.3083	0.1033	0.0	0.0	0.0	0.0	0.0	0.0	0.0	0.0	0.0
61 WI	10.5619	13.5368	4.7115	5.5371	6.4252	4.2132	11.7959	8.8595	7.6661	7.8504	3.4652	5.7977	6.9430
62 IA	9.9458	5.9851	1.7533	1.3303	2.5615	8.4683	4.3942	2.9718	1.9815	2.8842	3.9387	3.2319	2.1194
63 MIN	10.1279	4.9393	0.7484	0.7361	1.6886	11.4344	11.0030	0.9565	1.0867	2.9353	3.9806	4.1511	1.3871
64 VA	0.0	0.0	0.0	0.0	0.0	0.0	0.0	0.0	0.0	0.0	0.0	0.0	0.0
65 NC	0.0	0.0	0.5284	0.6582	0.0	0.0	0.0	0.0	0.0	0.0	0.0	0.0	0.0
66 NH	0.0	0.0	0.0	0.0	0.0	0.1858	0.0	0.1225	0.0567	0.1080	0.9595	0.7257	0.3679
67 GA	0.0	0.0	0.3552	0.0	0.0	0.0	0.0	0.0	0.0	0.0	0.0	0.0	0.0
68 SC	0.0	0.0	0.2828	0.1169	0.0	0.0	0.0	0.0	0.0	0.0	0.0	0.0	0.0
69 MD	0.0	0.0	0.0	0.1562	0.0	0.0	0.0	0.0	0.4953	0.7137	0.0	0.4334	0.2940
70 DE	0.0	0.0	0.0	0.0374	0.0	0.0	0.0	0.0	0.1142	0.1986	0.0	0.1336	0.0907
71 NJ	0.0	0.0	0.0	0.1826	0.0	0.0	0.0	0.0	0.7032	1.3206	1.5352	1.1902	1.1487
72 DC	0.0	0.0	0.0	0.0165	0.0	0.0	0.0	0.0	0.0561	0.0723	0.0	0.0705	0.0468
73 AR	0.2920	0.3001	0.1265	0.0990	0.0342	0.0	0.0	0.0	0.0	0.0491	0.0	0.0	0.0
74 LA	0.0	0.0	0.0	0.0	0.0	0.0	0.0	0.0	0.0	0.0	0.0	0.0	0.0
75 MS	0.0	0.0	0.0	0.0	0.0	0.0	0.0	0.0	0.0	0.0	0.0	0.0	0.0
76 MA	0.0	0.0	0.0	0.0696	0.0	0.0	0.0	0.5683	0.3554	0.5565	2.4651	3.0025	2.4867
77 CT	0.0	0.0	0.0	0.0451	0.0	0.0	0.0	0.0	0.1582	0.3045	0.7626	0.8842	0.7891
78 RI	0.0	0.0	0.0	0.0047	0.0	0.0	0.0	0.0381	0.0238	0.0373	0.1651	0.2011	0.1666
79 ME	0.0	0.0	0.0	0.0	0.0	0.0	0.0	0.9375	0.0	0.0	1.1732	0.6570	0.2461
80 VT	0.0	0.0	0.0	0.0049	0.0	0.0339	0.0	0.0401	0.0225	0.0376	0.2260	0.1459	0.1015

066/84-Mai-21
Ministère des Communications

TABLEAU 5.31 (suite)

MATRICE DES CONTRIBUTIONS SOURCE-RECEPTEUR ETE 1980
CONCENTRATION DE SO4 SEC

	14 GP	15 MTL	16 NB	17 NE	18 ANT	19 TN	20 WNY	21 ENY	22 SNA	23 NNA	24 NDA	25 LAB
1 ABI	0.1499	0.0764	0.0760	0.0257	0.1682	0.0442	0.0084	0.0196	0.0165	0.0445	0.0441	0.2809
2 CQB	0.0153	0.0032	0.0018	0.0007	0.0157	0.0031	0.0003	0.0010	0.0002	0.0010	0.0005	0.0432
3 NQB	0.0009	0.0011	0.0001	0.0000	0.0015	0.0002	0.0000	0.0002	0.0000	0.0001	0.0015	0.0196
10 NMN	0.5522	0.1889	0.0413	0.0330	0.4345	0.1086	0.0247	0.0317	0.0342	0.0503	0.2616	2.2473
11 SMN	0.1032	0.0234	0.0184	0.0069	0.0839	0.0230	0.0018	0.0020	0.0023	0.0160	0.0441	0.1141
12 NWO	0.2192	0.0263	0.0484	0.0117	0.1688	0.0114	0.0034	0.0033	0.0023	0.0230	0.1016	0.3003
13 NEO	3.2491	1.0155	1.5723	0.5169	2.9283	0.7553	0.1580	0.1385	0.1161	0.8775	4.9102	4.6017
14 SUD	13.9666	9.0985	10.1157	4.0234	11.4692	5.1420	2.1737	2.0432	1.4321	7.1870	8.4779	13.3688
15 SWO	4.5321	8.4197	8.5338	6.8229	5.6174	7.3721	8.7314	6.5755	5.5235	9.7909	0.9554	3.0870
16 SEO	0.8078	0.8198	1.0194	0.5712	0.7504	0.8679	0.0172	0.3085	0.2735	1.0561	0.0	0.9907
17 SLV	11.6746	11.0763	10.8948	4.5183	10.7708	6.8157	0.0435	0.1694	0.8121	8.4741	0.0	14.9275
18 NDA	8.3671	3.5771	4.3651	1.4794	7.5024	2.6400	1.5004	0.4423	0.3389	2.5694	69.1536	14.1216
19 GBY	7.2634	0.0758	0.6449	0.1976	6.4407	1.3914	0.0	0.0	0.0209	0.3055	0.0	5.2482
20 NBK	2.4202	0.0214	5.9782	2.7996	4.2084	5.0043	0.0	0.0	0.0048	0.2046	0.0	3.6599
21 NSP	1.3300	0.0186	0.2450	2.8869	1.8120	6.9596	0.0	0.0	0.0	0.0423	0.0	2.0449
22 NFL	0.0504	0.0	0.0149	0.0416	0.4301	4.2668	0.0	0.0	0.0	0.0	0.0	1.3144
50 OHO	1.4271	9.4605	4.8054	11.7624	1.4185	10.5265	23.8625	19.2881	18.3081	9.8435	0.0	1.3914
51 ILL	5.5080	9.8323	7.0323	4.0399	9.5319	1.2631	13.5099	6.1806	4.7231	7.1336	2.4816	2.0999
52 PEN	2.7002	4.8497	3.7447	13.7813	4.2035	8.7711	6.8656	15.2994	16.5197	5.1592	0.0	3.0181
53 IND	1.3351	9.2484	2.6905	3.4882	2.0421	2.4942	13.6957	7.6169	7.4684	6.7317	0.0	0.0
54 KEN	1.3240	1.8924	2.0342	1.7440	0.0	1.1491	5.0187	2.7592	3.1659	1.5767	0.0	0.0
55 MCH	5.0645	13.3027	10.8637	5.3091	8.2676	6.2091	9.1019	7.4084	6.1685	11.8129	1.1908	4.2911
56 TEN	0.0	0.5782	0.0	1.6922	0.0	0.9483	2.2006	0.7906	1.0962	0.1239	0.0	0.0
57 MSU	1.7467	2.0131	1.8751	1.2681	2.6145	0.0	4.0969	2.2393	1.8492	1.9144	5.6275	1.9230
58 WVR	1.4872	2.4011	1.2274	3.0184	0.9524	2.7685	2.4877	3.2935	3.3547	2.0651	0.0	0.3801
59 NYK	7.6434	2.7384	8.3321	11.2845	3.8462	9.4886	0.0947	20.1483	13.8849	9.0048	0.0	4.8889
60 ALA	0.0	0.0	0.0	0.0	0.0	0.1264	0.3202	0.2127	0.2201	0.1296	0.0	0.0
61 WI	3.8673	4.0995	2.1632	1.3163	4.6348	0.3502	3.0457	1.9898	1.4663	2.6022	4.1390	2.7045
62 IA	1.2941	1.0581	0.3611	0.2327	1.0059	0.0	0.9713	0.5797	0.4647	0.5555	1.5807	2.3838
63 MIN	0.8506	0.6140	0.3893	0.2339	0.2581	0.0	0.2891	0.2170	0.1459	0.4733	1.0300	0.6171
64 VA	0.0	0.2498	0.7259	1.3369	0.3466	0.4362	0.2232	0.3384	0.6325	0.7545	0.0	0.5495
65 NC	0.0	0.3218	0.9379	0.6850	1.2708	0.5679	1.1799	0.5481	0.2743	0.6078	0.0	1.2088
66 NH	1.1172	0.0869	1.2175	1.0060	0.5629	1.3786	0.0	0.0059	0.7309	1.0015	0.0	0.8667
67 GA	0.0	0.0	0.0	0.4608	0.0	0.2834	0.1682	0.2986	0.3627	0.1331	0.0	0.0
68 SC	0.0	0.0635	0.0	0.1426	0.0	0.4956	0.0402	0.0273	0.0119	0.0615	0.0	0.3172
69 MD	0.6862	0.8069	0.2579	1.0792	0.5279	1.1162	0.0235	0.4762	0.5511	0.4583	0.0	0.5078
70 DE	0.2219	0.1649	0.1024	0.3249	0.2290	0.4504	0.0	0.0871	0.1314	0.1806	0.0	0.1963
71 NJ	0.7861	0.8510	0.5791	2.5826	1.4127	2.3707	0.0093	0.1507	2.3283	0.9390	0.0	1.0581
72 DC	0.1108	0.1067	0.0687	0.1518	0.0813	0.1086	0.0092	0.0652	0.0750	0.0948	0.0	0.0500
73 AR	0.0	0.0431	0.0	0.0	0.0	0.0	0.1214	0.0972	0.0600	0.0480	0.0	0.0
74 LA	0.0	0.0	0.0	0.0	0.0	0.0	0.0	0.0	0.0	0.0	0.0	0.0
75 MS	0.0	0.0	0.0	0.0206	0.0	0.0	0.0	0.0	0.0099	0.0	0.0	0.0
76 MA	5.1635	0.4393	3.7824	5.7283	1.9333	3.8242	0.0	0.0318	5.6165	2.1216	0.0	2.6078
77 CT	1.1066	0.1998	0.8083	1.5362	0.5821	1.2274	0.0	0.0190	1.1878	0.8159	0.0	0.7735
78 RI	0.3459	0.0294	0.2534	0.3837	0.1295	0.2562	0.0	0.0021	0.3762	0.1421	0.0	0.1747
79 ME	1.3365	0.0651	1.9751	1.2785	1.2305	1.7188	0.0	0.0	0.0125	2.6055	0.0	1.4571
80 VT	0.1756	0.0415	0.2030	0.1762	0.1161	0.2656	0.0019	0.0938	0.2262	0.2672	0.0	0.1646

056/84-Mai-21
Ministère des Communications

TABLEAU 5.32

MATRICE DES CONTRIBUTIONS SOURCE-RECEPTEUR ETE 1980
CONCENTRATION DE SO4 HUMIDE

	1 NEO	2 CEO	3 SWO	4 SEO	5 SUD	6 SBJ	7 PBL	8 NQB	9 OTT	10 ABI	11 NIT	12 CHI	13 LSJ
1 ABI	0.1281	0.0441	0.0044	0.0247	0.0043	0.2203	0.0726	0.3710	0.1713	1.1034	0.3781	0.4080	0.6280
2 CQB	0.0040	0.0007	0.0002	0.0008	0.0000	0.0493	0.0493	0.1563	0.0022	0.0042	0.5920	0.1716	0.0250
3 NQB	0.0125	0.0004	0.0001	0.0006	0.0000	0.0452	0.1178	0.8112	0.0011	0.0031	0.0599	0.0231	0.0064
10 NMN	8.3242	0.8434	0.0516	0.0834	0.0285	4.2062	15.7981	15.9952	0.1086	0.4751	6.2783	1.0359	0.4580
11 SMN	1.3937	0.1246	0.0051	0.0087	0.0032	1.4420	1.0050	0.6360	0.0186	0.1186	0.5717	0.4207	0.0799
12 NWO	1.4647	0.2101	0.0123	0.0173	0.0071	1.6032	1.1361	0.5524	0.0188	0.1907	0.6856	0.7883	0.3038
13 NEO	17.3325	28.1024	0.4533	0.6732	0.3907	13.7888	10.5952	6.1078	0.9028	3.8210	7.8124	7.8533	4.2569
14 SUD	11.4659	13.3297	6.7463	29.0687	90.0491	12.6086	10.9410	11.3347	36.5657	17.6400	16.3146	16.9646	14.9275
15 SWO	0.0	0.0	38.0777	13.9964	0.0	4.9153	0.0	0.0	5.1193	1.8562	0.0	4.7721	4.1623
16 SEO	0.0	0.0	0.0108	0.0263	0.0	0.0536	0.1454	0.1679	0.1841	0.1918	0.7613	0.4597	0.5099
17 SLV	0.0	0.0	0.0	0.1076	0.0	0.8852	0.7870	7.0803	0.8441	1.3386	7.1040	5.5825	9.2627
18 NDA	10.0541	6.7044	1.0565	4.8562	1.3211	17.9259	19.1171	24.7513	6.2681	43.4566	22.6982	21.9611	27.3787
19 GBY	0.0	0.0	0.0	0.0	0.0	0.3965	0.7023	3.4512	0.0	0.0	1.3207	0.9296	0.7618
20 NBK	0.0	0.0	0.0	0.0	0.0	0.0	0.1055	2.5831	0.0	0.0	2.5062	1.5980	0.4397
21 NSP	0.0	0.0	0.0	0.0	0.0	0.0	0.0999	2.2453	0.0	0.0	1.1313	0.6613	0.2046
22 NFL	0.0	0.0	0.0	0.0	0.0	0.0511	0.1725	0.9737	0.0	0.0	0.1883	0.0353	0.0
50 OHO	0.0	0.0	6.5075	7.4455	0.0	0.0	0.0	0.0	1.5691	0.0	0.0	0.0	4.1247
51 ILL	14.1825	12.7076	8.8987	8.9902	1.9776	11.0198	11.3978	5.1939	8.7841	5.4995	4.9718	1.5024	3.6827
52 PEN	0.0	0.0	0.0	1.8106	0.0	0.0	0.0	0.0	2.9023	1.1996	0.0	6.1644	3.0104
53 IND	0.0	5.9866	8.4396	8.3129	1.1808	0.0	0.0	0.0	7.6552	2.9049	0.0	1.1489	2.2277
54 KEN	0.0	0.0	2.6432	1.9679	0.4315	0.0	0.0	0.0	2.5464	0.9898	0.0	0.0	1.0145
55 MCH	5.3199	4.3899	17.2066	13.0125	1.0095	3.2840	0.0	2.8472	13.0595	4.8272	1.9651	1.6758	4.7618
56 TEN	0.0	2.3460	1.6957	0.7610	0.5567	0.0	0.0	0.0	1.2008	0.9607	0.0	0.0	0.0
57 MSU	5.0935	7.9471	2.9244	1.7426	0.4645	6.5825	4.2434	2.7867	0.9954	2.2770	3.1276	2.4733	1.5198
58 WVR	0.0	0.0	0.3887	0.3826	0.0	0.0	0.0	0.0	0.2500	0.0	0.0	1.1350	0.8599
59 NYK	0.0	0.0	0.0	0.3358	0.0	0.0	0.0	0.0	1.1576	1.6572	5.8469	5.1892	3.2424
60 ALA	0.0	0.0	0.1636	0.0711	0.0	0.0	0.0	0.0	0.0	0.0	0.0	0.0	0.0
61 WI	8.6104	9.9697	2.6706	3.9065	1.6177	3.6262	10.2371	7.3168	5.8372	4.4242	2.8987	4.8315	5.2086
62 IA	8.0445	3.8840	0.9553	0.9265	0.5714	7.3016	3.7927	2.4463	1.4939	1.5761	3.3118	2.6592	1.5724
63 MIN	8.3373	3.2189	0.4032	0.5126	0.3785	9.8078	9.4843	0.7931	0.8326	1.6054	3.3261	3.4084	1.0296
64 VA	0.0	0.0	0.0	0.0	0.0	0.0	0.0	0.0	0.0	0.0	0.0	0.0	0.0
65 NC	0.0	0.0	0.2804	0.4509	0.0	0.0	0.0	0.0	0.0	0.0	0.0	0.0	0.0
66 NH	0.0	0.0	0.0	0.0	0.0	0.1581	0.0	0.1003	0.0455	0.0652	0.8070	0.5993	0.2957
67 GA	0.0	0.0	0.1872	0.0	0.0	0.0	0.0	0.0	0.0	0.0	0.0	0.0	0.0
68 SC	0.0	0.0	0.1496	0.0801	0.0	0.0	0.0	0.0	0.0	0.0	0.0	0.0	0.0
69 MD	0.0	0.0	0.0	0.1073	0.0	0.0	0.0	0.0	0.3715	0.3878	0.0	0.3575	0.2236
70 DE	0.0	0.0	0.0	0.0257	0.0	0.0	0.0	0.0	0.0857	0.1082	0.0	0.1111	0.0689
71 NJ	0.0	0.0	0.0	0.1268	0.0	0.0	0.0	0.0	0.5330	0.7218	1.2953	0.9830	0.8639
72 DC	0.0	0.0	0.0	0.0113	0.0	0.0	0.0	0.0	0.0421	0.0393	0.0	0.0581	0.0351
73 AR	0.2325	0.1903	0.0676	0.0680	0.0075	0.0	0.0	0.0	0.0	0.0265	0.0	0.0	0.0
74 LA	0.0	0.0	0.0	0.0	0.0	0.0	0.0	0.0	0.0	0.0	0.0	0.0	0.0
75 MS	0.0	0.0	0.0	0.0	0.0	0.0	0.0	0.0	0.0	0.0	0.0	0.0	0.0
76 MA	0.0	0.0	0.0	0.0489	0.0	0.0	0.0	0.4657	0.2738	0.3166	2.0868	2.4678	1.8663
77 CT	0.0	0.0	0.0	0.0321	0.0	0.0	0.0	0.0	0.1230	0.1703	0.6439	0.7279	0.5886
78 RI	0.0	0.0	0.0	0.0033	0.0	0.0	0.0	0.0312	0.0183	0.0212	0.1398	0.1653	0.1250
79 ME	0.0	0.0	0.0	0.0	0.0	0.0	0.0	0.7688	0.0	0.0	0.9870	0.5561	0.1930
80 VT	0.0	0.0	0.0	0.0037	0.0	0.0288	0.0	0.0330	0.0186	0.0228	0.1902	0.1207	0.0799

056/84-Mar-21
Ministère des Communications

TABLEAU 5.32 (suite)

MATRICE DES CONTRIBUTIONS SOURCE-RECEPTEUR ETE 1980
CONCENTRATION DE SO4 HUMIDE

	14 GP	15 MTL	16 NB	17 NE	18 ANT	19 TN	20 WNY	21 ENY	22 SNA	23 NNA	24 NDA	25 LAB
1 ABI	0.1733	0.1242	0.0825	0.0299	0.2132	0.0470	0.0110	0.0170	0.0159	0.0555	0.0159	0.3442
2 CQB	0.0236	0.0049	0.0025	0.0012	0.0288	0.0048	0.0005	0.0010	0.0003	0.0016	0.0001	0.0802
3 NQB	0.0013	0.0013	0.0001	0.0000	0.0027	0.0003	0.0000	0.0002	0.0000	0.0002	0.0005	0.0361
10 NMN	0.4428	0.1393	0.0342	0.0318	0.4400	0.0968	0.0238	0.0185	0.0255	0.0437	0.0466	2.2458
11 SMN	0.0829	0.0174	0.0153	0.0066	0.0853	0.0204	0.0017	0.0011	0.0017	0.0139	0.0080	0.1142
12 NWO	0.1764	0.0197	0.0403	0.0113	0.1712	0.0102	0.0033	0.0019	0.0017	0.0201	0.0220	0.3020
13 NEO	2.6589	0.7784	1.3199	0.5019	2.9963	0.6722	0.1567	0.0825	0.0881	0.7788	1.3291	4.6748
14 SUD	11.5296	8.1693	8.6635	3.9293	11.8419	4.5894	2.5031	1.3090	1.1114	6.6083	1.9195	13.5167
15 SWO	3.0872	5.8992	6.1209	5.6225	4.8353	5.5586	16.5793	4.1847	3.7713	7.6076	0.2148	2.6058
16 SEO	0.6100	2.1906	0.8637	0.5134	0.7005	0.7007	0.0163	0.4532	0.2529	1.2006	0.0	0.8939
17 SLV	10.0097	36.2888	12.0443	4.4891	10.9274	5.9975	0.0427	0.0991	0.7515	17.5987	0.0	14.6206
18 NDA	8.7196	4.2723	4.5520	1.7209	9.4054	2.8058	2.1393	0.3326	0.3155	2.9519	93.9235	17.0272
19 GBY	27.7218	0.0689	0.8998	0.2374	9.6356	1.4899	0.0	0.0	0.0185	0.3430	0.0	6.6380
20 NBK	2.5744	0.0192	23.1894	6.1606	5.2248	5.6157	0.0	0.0	0.0043	0.2324	0.0	4.3919
21 NSP	1.3320	0.0170	0.2563	12.1138	2.3124	8.6457	0.0	0.0	0.0	0.0446	0.0	2.4726
22 NFL	0.0481	0.0	0.0176	0.0495	0.5698	19.3878	0.0	0.0	0.0	0.0	0.0	1.6073
50 OHO	0.9664	6.0421	3.3808	9.6627	1.2117	7.9124	21.9824	9.9463	11.8879	7.3184	0.0	1.1694
51 ILL	3.7376	6.2412	4.9487	3.3068	8.1538	0.9502	11.4962	3.1070	3.0085	5.2819	0.3736	1.7660
52 PEN	1.8224	3.1302	2.6511	11.4820	3.6060	6.6176	8.6363	9.7352	11.7519	3.9368	0.0	2.5479
53 IND	0.9019	5.8185	1.8947	2.8597	1.7429	1.8733	11.5589	3.8498	4.7713	4.9749	0.0	0.0
54 KEN	0.8916	1.1849	1.4233	1.4307	0.0	0.8629	4.0974	1.3711	2.0127	1.1618	0.0	0.0
55 MCH	3.4902	8.7052	7.6859	4.3572	7.1280	4.6767	8.1657	3.8022	3.9650	8.8470	0.1812	3.6188
56 TEN	0.0	0.3606	0.0	1.3839	0.0	0.7122	1.7872	0.3947	0.6965	0.0917	0.0	0.0
57 MSU	1.1867	1.2724	1.3147	1.0373	2.2406	0.0	3.3728	1.1164	1.1753	1.4161	0.8449	1.6221
58 WVR	1.0034	1.5226	0.8633	2.4829	0.8124	2.0811	2.0802	1.6574	2.1551	1.5459	0.0	0.3214
59 NYK	5.1629	1.8308	6.0578	9.7495	3.3406	7.2117	0.0783	55.6944	23.3322	8.0784	0.0	4.1495
60 ALA	0.0	0.0	0.0	0.0	0.0	0.0948	0.2598	0.1048	0.1388	0.0952	0.0	0.0
61 WI	2.6328	2.5893	1.5193	1.0764	3.9831	0.2645	2.5296	0.9882	0.9291	1.9271	0.7192	2.2915
62 IA	0.8738	0.6669	0.2533	0.1903	0.8610	0.0	0.8017	0.2871	0.2939	0.4101	0.2422	2.0108
63 MIN	0.5764	0.3855	0.2734	0.1911	0.2224	0.0	0.2347	0.1071	0.0922	0.3490	0.1591	0.5214
64 VA	0.0	0.1570	0.5115	1.1008	0.2971	0.3290	0.1817	0.1683	0.4057	0.5635	0.0	0.4637
65 NC	0.0	0.2007	0.6579	0.5607	1.0873	0.4290	0.9560	0.2707	0.1737	0.4476	0.0	1.0193
66 NH	0.7780	0.0614	1.1622	0.9537	0.4957	1.0650	0.0	0.0030	2.2221	1.9696	0.0	0.7380
67 GA	0.0	0.0	0.0	0.3764	0.0	0.2128	0.1363	0.1481	0.2303	0.0982	0.0	0.0
68 SC	0.0	0.0397	0.0	0.1169	0.0	0.3724	0.0325	0.0134	0.0075	0.0451	0.0	0.2669
69 MD	0.4645	0.5197	0.1827	0.8990	0.4513	0.8453	0.0189	0.2525	0.3937	0.3552	0.0	0.4271
70 DE	0.1503	0.1052	0.0732	0.2701	0.1956	0.3416	0.0	0.0456	0.0920	0.1433	0.0	0.1654
71 NJ	0.5313	0.5526	0.4091	2.2563	1.2136	1.7959	0.0075	0.0811	2.4741	0.7479	0.0	0.8937
72 DC	0.0750	0.0687	0.0486	0.1265	0.0695	0.0823	0.0076	0.0341	0.0505	0.0721	0.0	0.0420
73 AR	0.0	0.0270	0.0	0.0	0.0	0.0	0.0990	0.0480	0.0380	0.0353	0.0	0.0
74 LA	0.0	0.0	0.0	0.0	0.0	0.0	0.0	0.0	0.0	0.0	0.0	0.0
75 MS	0.0	0.0	0.0	0.0169	0.0	0.0	0.0	0.0	0.0065	0.0	0.0	0.0
76 MA	3.5117	0.2792	2.7911	5.3639	1.6992	2.9260	0.0	0.0160	16.6719	1.7351	0.0	2.2115
77 CT	0.7496	0.1289	0.5918	1.3663	0.5020	0.9347	0.0	0.0099	2.9584	0.6655	0.0	0.6542
78 RI	0.2352	0.0187	0.1870	0.3593	0.1138	0.1960	0.0	0.0011	1.1168	0.1162	0.0	0.1481
79 ME	0.9457	0.0434	2.8372	1.4474	1.0809	1.3666	0.0	0.0	0.0084	9.6799	0.0	1.2406
80 VT	0.1209	0.0376	0.1797	0.1565	0.1012	0.2033	0.0016	0.2453	0.5817	0.3907	0.0	0.1398

056/84-Mar-21
Ministère des Communications

TABLEAU 5.33

MATRICE DES CONTRIBUTIONS SOURCE-RECEPTEUR ETE 1980
DEPOT DE SO2 SEC
PENDANT LES PERIODES SECHES

	1 NEO	2 CEO	3 SWO	4 SEO	5 SUD	6 SBJ	7 PBL	8 NQB	9 OTT	10 ABI	11 NIT	12 CHI	13 LSJ
1 ABI	0.1266	0.0381	0.0032	0.0226	0.0037	0.2779	0.0607	0.4457	0.1602	0.9751	0.4793	0.5205	0.6593
2 CQB	0.0017	0.0002	0.0001	0.0004	0.0000	0.0487	0.0552	0.2115	0.0013	0.0029	0.7180	0.1918	0.0213
3 NQB	0.0056	0.0001	0.0000	0.0002	0.0000	0.0350	0.1149	1.2222	0.0004	0.0015	0.0611	0.0172	0.0030
10 NMN	6.4787	0.5287	0.0263	0.0363	0.0165	3.7950	16.3347	17.3499	0.0446	0.2600	5.3873	0.7552	0.2000
11 SMN	1.0089	0.0886	0.0023	0.0045	0.0021	1.0072	0.7070	0.5163	0.0098	0.0808	0.3786	0.2582	0.0487
12 NWO	1.8099	0.2229	0.0067	0.0092	0.0055	1.9605	1.2670	0.7117	0.0089	0.1800	0.6957	0.6463	0.2122
13 NEO	22.9654	29.8860	0.4029	0.5177	0.4632	17.8342	12.4539	7.2603	0.7770	4.9756	9.6560	9.6721	4.7147
14 SUD	14.0600	16.2322	7.2183	32.5441	90.5833	11.8717	12.2489	12.0381	45.6728	24.3397	16.6634	16.5665	16.9954
15 SWO	0.0	0.0	37.2203	18.1379	0.0	4.7329	0.0	0.0	6.5533	2.0860	0.0	3.7115	3.4084
16 SEO	0.0	0.0	0.0110	0.0327	0.0	0.0321	0.0720	0.1205	0.2576	0.2481	0.6223	0.3852	0.6841
17 SLV	0.0	0.0	0.0	0.1017	0.0	0.7627	0.4658	5.8101	0.9742	1.7385	6.0533	6.0996	14.1279
18 NDA	10.2686	6.4082	0.8959	4.4741	1.2897	21.9966	20.3778	27.4846	6.1513	40.3096	26.5749	27.6727	30.3922
19 GBY	0.0	0.0	0.0	0.0	0.0	0.1880	0.4331	3.2129	0.0	0.0	1.2674	1.1524	0.9181
20 NBK	0.0	0.0	0.0	0.0	0.0	0.0	0.0427	1.6283	0.0	0.0	1.9282	1.6453	0.4416
21 NSP	0.0	0.0	0.0	0.0	0.0	0.0	0.0564	1.7857	0.0	0.0	0.8625	0.4450	0.1978
22 NFL	0.0	0.0	0.0	0.0	0.0	0.0378	0.1559	0.9994	0.0	0.0	0.1103	0.0187	0.0
50 OHO	0.0	0.0	7.3570	6.6904	0.0	0.0	0.0	0.0	1.6462	0.0	0.0	0.0	2.3519
51 ILL	10.4586	11.8057	9.2659	7.3495	1.8976	6.6159	9.1614	3.7167	7.5791	4.6140	3.7820	1.5741	3.3056
52 PEN	0.0	0.0	0.0	1.4554	0.0	0.0	0.0	0.0	1.6953	0.7141	0.0	4.7826	2.1850
53 IND	0.0	5.6435	8.2645	5.6468	1.0182	0.0	0.0	0.0	4.7722	1.7662	0.0	0.5216	1.1131
54 KEN	0.0	0.0	1.4565	0.8931	0.2474	0.0	0.0	0.0	1.2321	0.4927	0.0	0.0	0.4672
55 MCH	6.4633	5.6498	20.8652	15.3038	1.2394	3.5159	0.0	2.0089	12.7809	4.8438	2.2733	2.3854	4.5527
56 TEN	0.0	1.0341	0.6824	0.2836	0.2278	0.0	0.0	0.0	0.4495	0.3770	0.0	0.0	0.0
57 MSU	4.7677	4.2728	2.1880	1.3057	0.3292	5.9972	3.2523	1.9391	0.7116	1.2497	2.5830	2.0335	0.7655
58 WVR	0.0	0.0	0.2451	0.2992	0.0	0.0	0.0	0.0	0.1111	0.0	0.0	0.7071	0.5413
59 NYK	0.0	0.0	0.0	0.3057	0.0	0.0	0.0	0.0	1.2786	2.3103	5.2012	4.0696	2.2300
60 ALA	0.0	0.0	0.0777	0.0351	0.0	0.0	0.0	0.0	0.0	0.0	0.0	0.0	0.0
61 WI	7.4119	12.3952	2.5133	3.1273	1.9945	3.4354	10.7907	7.4863	4.4477	4.5917	2.3435	4.8418	4.1923
62 IA	6.2267	3.0543	0.7293	0.6286	0.3945	7.1462	3.4960	2.1671	0.9294	1.1388	3.2117	1.9926	0.9098
63 MIN	7.8375	2.6615	0.2743	0.3491	0.2853	8.5883	8.4537	0.9335	0.6803	1.1883	2.5798	2.3410	0.6082
64 VA	0.0	0.0	0.0	0.0	0.0	0.0	0.0	0.0	0.0	0.0	0.0	0.0	0.0
65 NC	0.0	0.0	0.1338	0.1698	0.0	0.0	0.0	0.0	0.0	0.0	0.0	0.0	0.0
66 NH	0.0	0.0	0.0	0.0	0.0	0.1039	0.0	0.0648	0.0489	0.0855	0.8024	0.5084	0.3721
67 GA	0.0	0.0	0.0600	0.0	0.0	0.0	0.0	0.0	0.0	0.0	0.0	0.0	0.0
68 SC	0.0	0.0	0.0605	0.0309	0.0	0.0	0.0	0.0	0.0	0.0	0.0	0.0	0.0
69 MD	0.0	0.0	0.0	0.0466	0.0	0.0	0.0	0.0	0.1956	0.2368	0.0	0.2894	0.2142
70 DE	0.0	0.0	0.0	0.0116	0.0	0.0	0.0	0.0	0.0464	0.0723	0.0	0.1085	0.0657
71 NJ	0.0	0.0	0.0	0.0804	0.0	0.0	0.0	0.0	0.3735	0.5219	1.3822	0.8341	0.7227
72 DC	0.0	0.0	0.0	0.0050	0.0	0.0	0.0	0.0	0.0229	0.0249	0.0	0.0473	0.0294
73 AR	0.1089	0.0781	0.0399	0.0295	0.0026	0.0	0.0	0.0	0.0	0.0095	0.0	0.0	0.0
74 LA	0.0	0.0	0.0	0.0	0.0	0.0	0.0	0.0	0.0	0.0	0.0	0.0	0.0
75 MS	0.0	0.0	0.0	0.0	0.0	0.0	0.0	0.0	0.0	0.0	0.0	0.0	0.0
76 MA	0.0	0.0	0.0	0.0376	0.0	0.0	0.0	0.3087	0.2363	0.3452	2.3578	1.7741	1.5155
77 CT	0.0	0.0	0.0	0.0275	0.0	0.0	0.0	0.0	0.1134	0.1668	0.7000	0.5486	0.4146
78 RI	0.0	0.0	0.0	0.0025	0.0	0.0	0.0	0.0207	0.0158	0.0231	0.1579	0.1188	0.1015
79 ME	0.0	0.0	0.0	0.0	0.0	0.0	0.0	0.5302	0.0	0.0	0.9773	0.6561	0.2240
80 VT	0.0	0.0	0.0	0.0040	0.0	0.0167	0.0	0.0270	0.0218	0.0300	0.1899	0.1073	0.0936

086/84-Mai-21
Ministère des Communications

TABLEAU 5.33 (suite)

MATRICE DES CONTRIBUTIONS SOURCE-RECEPTEUR ETE 1980
DEPOT DE SO2 SEC
PENDANT LES PERIODES SECHES

	14 GP	15 MTL	16 NB	17 NE	18 ANT	19 TN	20 WNY	21 ENY	22 SNA	23 NNA	24 NDA	25 LAB
1 ABI	0.1986	0.1300	0.0755	0.0199	0.2163	0.0340	0.0084	0.0147	0.0115	0.0525	0.0198	0.3675
2 CQB	0.0204	0.0039	0.0014	0.0006	0.0237	0.0031	0.0002	0.0006	0.0002	0.0009	0.0001	0.0841
3 NQB	0.0007	0.0005	0.0000	0.0000	0.0016	0.0001	0.0000	0.0001	0.0000	0.0001	0.0002	0.0370
10 NMN	0.2699	0.0517	0.0158	0.0137	0.2730	0.0631	0.0113	0.0080	0.0095	0.0160	0.0264	1.6790
11 SMN	0.0530	0.0083	0.0074	0.0032	0.0608	0.0112	0.0007	0.0004	0.0007	0.0056	0.0067	0.0883
12 NWO	0.1179	0.0125	0.0220	0.0068	0.1114	0.0063	0.0016	0.0011	0.0009	0.0101	0.0320	0.2726
13 NEO	2.3144	0.6280	0.8801	0.2916	2.4694	0.4056	0.1088	0.0514	0.0501	0.5220	2.1165	5.0728
14 SUD	10.9203	10.0053	7.4214	2.6587	11.3389	3.0442	2.5619	1.2015	0.8104	5.9438	2.8961	13.5846
15 SWO	2.5484	7.5314	5.7548	4.3200	4.0927	4.0042	20.0342	5.3889	3.9329	8.1035	0.3893	2.0853
16 SEO	0.7561	2.6174	1.2194	0.5601	0.8437	0.6517	0.0168	0.5274	0.3326	1.7808	0.0	0.9041
17 SLV	14.1281	40.2265	18.8720	5.4340	13.4198	6.2948	0.0369	0.0780	0.9272	23.2053	0.0	15.6837
18 NDA	8.6217	4.3738	3.6966	1.1337	9.0659	1.9967	1.7700	0.2347	0.2006	2.4798	92.0643	16.1693
19 GBY	32.5187	0.0564	1.2313	0.2427	15.9419	1.4050	0.0	0.0	0.0088	0.3366	0.0	10.0544
20 NBK	3.2644	0.0136	25.1720	8.9081	5.8683	7.2120	0.0	0.0	0.0025	0.2348	0.0	4.8169
21 NSP	1.4402	0.0141	0.2600	14.4678	2.9685	13.6386	0.0	0.0	0.0	0.0322	0.0	2.9299
22 NFL	0.0362	0.0	0.0223	0.0479	0.8130	26.0176	0.0	0.0	0.0	0.0	0.0	2.0800
50 OHO	0.6476	5.0542	2.0088	6.5507	0.6853	4.6337	24.3681	8.9811	9.5742	4.9962	0.0	0.6892
51 ILL	2.7385	4.7800	2.9995	1.8581	5.1592	0.5801	10.3515	2.2669	1.7703	3.1640	0.2426	1.0458
52 PEN	1.0111	2.9222	1.9826	10.9987	2.6713	4.9392	11.1098	12.5384	13.4650	3.7790	0.0	2.0232
53 IND	0.5416	3.5490	1.1888	1.7727	0.9024	0.9996	9.9674	2.9869	3.0508	2.7381	0.0	0.0
54 KEN	0.4299	0.5623	0.6170	0.8980	0.0	0.4759	2.4869	0.8108	1.1244	0.5494	0.0	0.0
55 MCH	3.4989	8.9078	5.6900	2.7882	6.4543	3.1695	8.6362	3.3302	2.8317	6.9567	0.1616	2.7187
56 TEN	0.0	0.1316	0.0	0.7426	0.0	0.3927	0.9397	0.2594	0.3837	0.0534	0.0	0.0
57 MSU	0.9046	0.8840	0.6737	0.5508	1.5780	0.0	2.3489	0.7103	0.6471	0.8171	0.4824	1.2331
58 WVR	0.5470	1.1424	0.5130	1.7673	0.4164	1.1885	1.6920	1.2244	1.5256	1.2088	0.0	0.2806
59 NYK	3.0688	2.0703	6.4218	12.3983	3.5587	6.9780	0.0580	57.5397	28.8359	11.3585	0.0	4.2299
60 ALA	0.0	0.0	0.0	0.0	0.0	0.0479	0.1320	0.0433	0.0504	0.0363	0.0	0.0
61 WI	2.1240	1.7847	0.8440	0.5694	3.2297	0.2037	1.9376	0.5679	0.4614	1.1649	1.1469	2.1912
62 IA	0.5049	0.4311	0.1265	0.1012	0.5619	0.0	0.5781	0.1506	0.1271	0.2126	0.2421	1.5137
63 MIN	0.3989	0.2127	0.1485	0.0938	0.1965	0.0	0.1220	0.0476	0.0373	0.1693	0.1734	0.4398
64 VA	0.0	0.0905	0.3316	0.8150	0.2101	0.2382	0.1051	0.1011	0.2795	0.4231	0.0	0.3695
65 NC	0.0	0.0741	0.3377	0.3214	0.6994	0.3391	0.4620	0.1267	0.0848	0.2083	0.0	0.7591
66 NH	0.8706	0.0796	1.9140	1.5145	0.6297	1.3284	0.0	0.0023	2.3702	2.7160	0.0	0.8229
67 GA	0.0	0.0	0.0	0.1881	0.0	0.1167	0.0648	0.0825	0.1202	0.0498	0.0	0.0
68 SC	0.0	0.0157	0.0	0.0699	0.0	0.2208	0.0137	0.0046	0.0023	0.0159	0.0	0.1684
69 MD	0.2995	0.4756	0.1384	0.8588	0.2707	0.7281	0.0067	0.2562	0.4543	0.3724	0.0	0.2613
70 DE	0.1024	0.0875	0.0669	0.2502	0.1084	0.3077	0.0	0.0442	0.1021	0.1655	0.0	0.1163
71 NJ	0.3202	0.5398	0.2881	2.9984	0.9447	1.5835	0.0038	0.0857	3.3576	0.8726	0.0	0.7397
72 DC	0.0500	0.0631	0.0355	0.1221	0.0414	0.0735	0.0056	0.0331	0.0504	0.0673	0.0	0.0268
73 AR	0.0	0.0119	0.0	0.0	0.0	0.0	0.0579	0.0236	0.0170	0.0146	0.0	0.0
74 LA	0.0	0.0	0.0	0.0	0.0	0.0	0.0	0.0	0.0	0.0	0.0	0.0
75 MS	0.0	0.0	0.0	0.0090	0.0	0.0	0.0	0.0	0.0053	0.0	0.0	0.0
76 MA	2.7459	0.2175	3.2383	8.3755	2.1134	3.2291	0.0	0.0115	17.8554	2.1589	0.0	2.2074
77 CT	0.5087	0.1188	0.6589	1.9233	0.4623	0.9458	0.0	0.0096	3.2833	0.8247	0.0	0.5789
78 RI	0.1839	0.0146	0.2169	0.5610	0.1416	0.2163	0.0	0.0008	1.1961	0.1446	0.0	0.1479
79 ME	1.1748	0.0486	4.6212	2.5747	1.3424	2.0508	0.0	0.0	0.0083	11.4591	0.0	1.3822
80 VT	0.1200	0.0573	0.2864	0.2195	0.1132	0.2257	0.0012	0.2548	0.6408	0.5789	0.0	0.1450

056/BA-Mai-21
Ministère des Communications

TABLEAU 5.34

MATRICE DES CONTRIBUTIONS SOURCE-RECEPTEUR ETE 1980
DEPOT DE SO2 SEC
PENDANT LES PERIODES HUMIDES

	1 NEO	2 CEO	3 SWO	4 SEO	5 SUD	6 SBJ	7 PBL	8 NQB	9 OTT	10 ABI	11 NIT	12 CHI	13 LSJ
1 ABI	0.1906	0.0388	0.0029	0.0311	0.0022	0.4940	0.0757	0.6319	0.3066	1.6512	0.7644	0.8997	1.2330
2 CQB	0.0018	0.0002	0.0000	0.0004	0.0000	0.0983	0.1315	0.4973	0.0017	0.0027	2.7673	0.5059	0.0320
3 NQB	0.0062	0.0001	0.0000	0.0002	0.0000	0.0569	0.2367	4.5150	0.0004	0.0010	0.1185	0.0249	0.0028
10 NMN	4.7870	0.2653	0.0115	0.0169	0.0047	3.1277	15.7025	15.3581	0.0215	0.0936	4.2743	0.5048	0.0905
11 SMN	0.7109	0.0482	0.0009	0.0023	0.0006	0.7186	0.5486	0.3958	0.0053	0.0327	0.2663	0.1587	0.0255
12 NWO	2.0580	0.1696	0.0030	0.0047	0.0019	2.0128	1.2811	0.6998	0.0046	0.0909	0.6070	0.4619	0.1200
13 NEO	31.7752	44.6378	0.2631	0.3382	0.2409	19.2208	13.0776	6.7814	0.5736	3.5019	9.6178	9.2285	3.7357
14 SUD	15.8098	19.0996	8.0435	45.2415	96.0963	10.0600	12.4223	10.5329	60.3187	19.7136	14.6073	13.2268	13.8179
15 SWO	0.0	0.0	51.7626	21.2726	0.0	3.2214	0.0	0.0	5.4643	0.9460	0.0	2.0520	1.6845
16 SEO	0.0	0.0	0.0068	0.0290	0.0	0.0184	0.0424	0.0761	0.3066	0.1388	0.4119	0.2368	0.5423
17 SLV	0.0	0.0	0.0	0.0723	0.0	0.5672	0.3161	4.1898	0.8644	1.0839	4.4573	4.8707	16.2416
18 NDA	16.7091	9.4982	0.9893	6.5916	1.1067	37.3579	30.6236	36.6883	9.7088	63.1012	39.2770	46.3858	47.8957
19 GBY	0.0	0.0	0.0	0.0	0.0	0.1405	0.3907	3.2375	0.0	0.0	1.3278	1.4049	1.0313
20 NBK	0.0	0.0	0.0	0.0	0.0	0.0	0.0337	1.3960	0.0	0.0	1.7865	1.7090	0.4059
21 NSP	0.0	0.0	0.0	0.0	0.0	0.0	0.0492	1.6710	0.0	0.0	0.7956	0.3527	0.1758
22 NFL	0.0	0.0	0.0	0.0	0.0	0.0344	0.1710	1.0614	0.0	0.0	0.0910	0.0134	0.0
50 OHO	0.0	0.0	4.7457	3.8577	0.0	0.0	0.0	0.0	1.1150	0.0	0.0	0.0	0.9562
51 ILL	5.9079	6.1276	5.4158	3.9419	0.5993	3.5464	6.0749	2.1937	4.3910	1.6856	2.2697	1.0406	1.7360
52 PEN	0.0	0.0	0.0	0.7709	0.0	0.0	0.0	0.0	0.7706	0.2147	0.0	2.6410	1.0049
53 IND	0.0	2.9619	4.5408	2.6707	0.2965	0.0	0.0	0.0	2.2462	0.5365	0.0	0.2323	0.4281
54 KEN	0.0	0.0	0.5288	0.3409	0.0560	0.0	0.0	0.0	0.5118	0.1368	0.0	0.0	0.1743
55 MCH	5.3556	4.0528	20.5184	11.4155	0.4933	2.5620	0.0	1.1800	8.1551	2.0064	1.7066	1.9989	2.4974
56 TEN	0.0	0.3487	0.2128	0.1003	0.0445	0.0	0.0	0.0	0.1696	0.0963	0.0	0.0	0.0
57 MSU	3.1639	1.5734	0.9649	0.6586	0.0841	3.9462	2.1074	1.1339	0.3632	0.3616	1.6090	1.1586	0.2953
58 WVR	0.0	0.0	0.0964	0.1554	0.0	0.0	0.0	0.0	0.0445	0.0	0.0	0.3518	0.2308
59 NYK	0.0	0.0	0.0	0.1781	0.0	0.0	0.0	0.0	0.9070	1.3014	3.3602	2.2595	0.9956
60 ALA	0.0	0.0	0.0261	0.0139	0.0	0.0	0.0	0.0	0.0	0.0	0.0	0.0	0.0
61 WI	4.6322	8.4820	1.3312	1.6517	0.7978	2.3151	8.3168	5.1308	2.3650	1.9519	1.4453	3.1066	2.0504
62 IA	3.6259	1.4043	0.3263	0.2971	0.0991	4.9119	2.4891	1.3877	0.4370	0.3794	2.1721	1.0807	0.3723
63 MIN	5.2168	1.2662	0.1132	0.1653	0.0757	5.5229	5.9093	0.6892	0.3791	0.4014	1.5617	1.2164	0.2514
64 VA	0.0	0.0	0.0	0.0	0.0	0.0	0.0	0.0	0.0	0.0	0.0	0.0	0.0
65 NC	0.0	0.0	0.0450	0.0602	0.0	0.0	0.0	0.0	0.0	0.0	0.0	0.0	0.0
66 NH	0.0	0.0	0.0	0.0	0.0	0.0579	0.0	0.0371	0.0338	0.0448	0.5502	0.2949	0.2555
67 GA	0.0	0.0	0.0172	0.0	0.0	0.0	0.0	0.0	0.0	0.0	0.0	0.0	0.0
68 SC	0.0	0.0	0.0189	0.0111	0.0	0.0	0.0	0.0	0.0	0.0	0.0	0.0	0.0
69 MD	0.0	0.0	0.0	0.0175	0.0	0.0	0.0	0.0	0.0844	0.0721	0.0	0.1635	0.1177
70 DE	0.0	0.0	0.0	0.0044	0.0	0.0	0.0	0.0	0.0203	0.0231	0.0	0.0684	0.0360
71 NJ	0.0	0.0	0.0	0.0365	0.0	0.0	0.0	0.0	0.1884	0.1738	0.9878	0.4837	0.3623
72 DC	0.0	0.0	0.0	0.0019	0.0	0.0	0.0	0.0	0.0100	0.0077	0.0	0.0268	0.0147
73 AR	0.0490	0.0256	0.0151	0.0111	0.0005	0.0	0.0	0.0	0.0	0.0024	0.0	0.0	0.0
74 LA	0.0	0.0	0.0	0.0	0.0	0.0	0.0	0.0	0.0	0.0	0.0	0.0	0.0
75 MS	0.0	0.0	0.0	0.0	0.0	0.0	0.0	0.0	0.0	0.0	0.0	0.0	0.0
76 MA	0.0	0.0	0.0	0.0193	0.0	0.0	0.0	0.1778	0.1370	0.1527	1.7456	0.9425	0.7458
77 CT	0.0	0.0	0.0	0.0153	0.0	0.0	0.0	0.0	0.0691	0.0679	0.5059	0.2984	0.1876
78 RI	0.0	0.0	0.0	0.0013	0.0	0.0	0.0	0.0119	0.0092	0.0102	0.1169	0.0631	0.0500
79 ME	0.0	0.0	0.0	0.0	0.0	0.0	0.0	0.3092	0.0	0.0	0.6686	0.4720	0.1429
80 VT	0.0	0.0	0.0	0.0027	0.0	0.0089	0.0	0.0167	0.0163	0.0158	0.1306	0.0639	0.0603

066/84-Mai-21
Ministère des Communications

TABLEAU 5.34 (suite)

MATRICE DES CONTRIBUTIONS SOURCE-RECEPTEUR ETE 1980
DEPOT DE SO2 SEC
PENDANT LES PERIODES HUMIDES

	14 GP	15 MTL	16 NB	17 NE	18 ANT	19 TN	20 WNY	21 ENY	22 SNA	23 NNA	24 NDA	25 LAB
1 ABI	0.1999	0.1757	0.0683	0.0165	0.2881	0.0228	0.0111	0.0135	0.0103	0.0625	0.0122	0.5166
2 CQB	0.0230	0.0047	0.0012	0.0006	0.0395	0.0028	0.0002	0.0005	0.0002	0.0011	0.0000	0.1712
3 NQB	0.0005	0.0004	0.0000	0.0000	0.0023	0.0001	0.0000	0.0000	0.0000	0.0001	0.0001	0.0739
10 NMN	0.1117	0.0185	0.0064	0.0066	0.1857	0.0280	0.0069	0.0029	0.0038	0.0070	0.0050	1.3208
11 SMN	0.0224	0.0033	0.0031	0.0016	0.0439	0.0047	0.0004	0.0001	0.0003	0.0025	0.0015	0.0705
12 NWO	0.0510	0.0057	0.0095	0.0037	0.0774	0.0027	0.0010	0.0004	0.0005	0.0050	0.0119	0.2340
13 NEO	1.1642	0.3309	0.4187	0.1559	1.9199	0.1745	0.0833	0.0225	0.0248	0.3001	0.9646	4.8209
14 SUD	5.8125	7.7190	4.1151	1.5295	9.5958	1.3603	2.8003	0.7062	0.4704	4.1804	1.1335	12.3367
15 SWO	0.9858	4.5437	2.6828	2.1234	2.5765	1.4921	30.5438	3.5910	2.3757	5.0893	0.1556	1.3588
16 SEO	0.4144	3.7129	0.8654	0.3683	0.7023	0.2944	0.0150	0.5901	0.3025	1.9041	0.0	0.7024
17 SLV	9.6142	63.6416	18.0729	4.2575	12.4095	3.3394	0.0308	0.0371	0.8356	35.3922	0.0	13.7351
18 NDA	7.3538	4.8235	3.0086	0.9366	11.5980	1.3238	2.5857	0.1728	0.1606	2.5887	97.1336	20.9121
19 GBY	61.7435	0.0375	1.4787	0.2268	27.9543	0.9347	0.0	0.0	0.0049	0.3224	0.0	15.2215
20 NBK	2.8099	0.0082	49.9668	16.2010	6.8953	6.0248	0.0	0.0	0.0015	0.2315	0.0	5.7207
21 NSP	1.0626	0.0095	0.2056	34.7935	3.8857	14.1632	0.0	0.0	0.0	0.0242	0.0	3.6598
22 NFL	0.0206	0.0	0.0224	0.0430	1.1761	56.4139	0.0	0.0	0.0	0.0	0.0	2.7697
50 OHO	0.2246	2.1534	0.7223	3.0203	0.3648	1.5944	21.7863	4.0357	4.6908	2.3078	0.0	0.4035
51 ILL	0.9927	1.9242	1.0878	0.7884	2.8561	0.2026	7.5733	0.8718	0.7118	1.3628	0.0390	0.6133
52 PEN	0.3235	1.3443	0.8013	6.1688	1.5779	1.8694	13.6266	8.3514	8.9376	2.1851	0.0	1.3137
53 IND	0.1789	1.2557	0.4383	0.7838	0.4675	0.3339	7.0426	1.1981	1.2863	1.1319	0.0	0.0
54 KEN	0.1309	0.1776	0.1966	0.3994	0.0	0.1605	1.3796	0.2741	0.4396	0.2127	0.0	0.0
55 MCH	1.5263	4.3983	2.2865	1.2515	4.2087	1.1514	7.3317	1.4607	1.2782	3.5018	0.0308	1.7268
56 TEN	0.0	0.0381	0.0	0.3097	0.0	0.1325	0.4813	0.0932	0.1488	0.0227	0.0	0.0
57 MSU	0.3347	0.3356	0.2276	0.2288	0.9119	0.0	1.4209	0.2504	0.2511	0.3453	0.0733	0.7870
58 WVR	0.1738	0.4543	0.1844	0.8344	0.2151	0.4054	1.1424	0.4749	0.6850	0.6063	0.0	0.1898
59 NYK	1.0093	1.1106	3.2630	8.5723	2.5524	3.0167	0.0365	76.9292	35.2600	9.5752	0.0	3.0905
60 ALA	0.0	0.0	0.0	0.0	0.0	0.0157	0.0664	0.0123	0.0164	0.0130	0.0	0.0
61 WI	0.8106	0.6747	0.2947	0.2361	1.9893	0.0782	1.2517	0.1890	0.1702	0.5039	0.3516	1.5488
62 IA	0.1641	0.1572	0.0423	0.0420	0.3147	0.0	0.3581	0.0478	0.0441	0.0856	0.0496	0.9626
63 MIN	0.1405	0.0717	0.0513	0.0379	0.1265	0.0	0.0621	0.0140	0.0126	0.0663	0.0377	0.2930
64 VA	0.0	0.0311	0.1242	0.3927	0.1216	0.0889	0.0567	0.0345	0.1234	0.2068	0.0	0.2403
65 NC	0.0	0.0215	0.1141	0.1375	0.3897	0.1318	0.2268	0.0381	0.0310	0.0802	0.0	0.4806
66 NH	0.4105	0.0488	1.5940	1.3046	0.5083	0.6755	0.0	0.0009	3.6102	3.7419	0.0	0.6316
67 GA	0.0	0.0	0.0	0.0765	0.0	0.0393	0.0316	0.0270	0.0454	0.0199	0.0	0.0
68 SC	0.0	0.0046	0.0	0.0305	0.0	0.0762	0.0064	0.0012	0.0007	0.0056	0.0	0.1007
69 MD	0.1020	0.2157	0.0564	0.4808	0.1471	0.2954	0.0029	0.1272	0.3041	0.2309	0.0	0.1547
70 DE	0.0358	0.0371	0.0306	0.1373	0.0574	0.1278	0.0	0.0211	0.0655	0.1115	0.0	0.0721
71 NJ	0.1060	0.2569	0.1127	2.1528	0.5710	0.6506	0.0019	0.0442	3.2906	0.5937	0.0	0.4887
72 DC	0.0173	0.0287	0.0142	0.0687	0.0224	0.0304	0.0035	0.0158	0.0292	0.0381	0.0	0.0160
73 AR	0.0	0.0036	0.0	0.0	0.0	0.0	0.0315	0.0073	0.0060	0.0054	0.0	0.0
74 LA	0.0	0.0	0.0	0.0	0.0	0.0	0.0	0.0	0.0	0.0	0.0	0.0
75 MS	0.0	0.0	0.0	0.0037	0.0	0.0	0.0	0.0	0.0026	0.0	0.0	0.0
76 MA	1.0300	0.0885	1.7665	7.0693	1.6803	1.5121	0.0	0.0044	26.9753	1.5658	0.0	1.5939
77 CT	0.1775	0.0542	0.3478	1.4554	0.3043	0.4198	0.0	0.0046	4.6608	0.5952	0.0	0.3943
78 RI	0.0690	0.0059	0.1183	0.4735	0.1126	0.1013	0.0	0.0003	1.8070	0.1049	0.0	0.1068
79 ME	0.6003	0.0258	4.9784	2.7133	1.0663	1.2026	0.0	0.0	0.0047	19.9704	0.0	1.0599
80 VT	0.0520	0.0467	0.2215	0.1655	0.0838	0.1061	0.0008	0.3340	0.9203	0.6983	0.0	0.1069

066/84-Mai-21
Ministère des Communications

TABLEAU 5.35

MATRICE DES CONTRIBUTIONS SOURCE-RECEPTEUR ETE 1980
DEPOT DE SO4 SEC
PENDANT LES PERIODES SECHES

	1 NEO	2 CEO	3 SWO	4 SEO	5 SUD	6 SBJ	7 PBL	8 NQB	9 OTT	10 ABI	11 NIT	12 CHI	13 LSJ
1 ABI	0.0882	0.0415	0.0051	0.0173	0.0118	0.1435	0.0592	0.3078	0.0698	0.3238	0.2879	0.2555	0.2493
2 CQB	0.0024	0.0005	0.0002	0.0006	0.0001	0.0242	0.0233	0.0788	0.0014	0.0034	0.1242	0.0566	0.0137
3 NQB	0.0076	0.0003	0.0001	0.0004	0.0001	0.0247	0.0608	0.2213	0.0007	0.0028	0.0319	0.0132	0.0042
10 NMN	8.5565	1.1024	0.0816	0.1024	0.1081	4.0930	15.1942	16.2277	0.1228	0.7382	6.3025	1.0590	0.5245
11 SMN	1.4433	0.1610	0.0080	0.0106	0.0119	1.4237	0.9883	0.6530	0.0208	0.1822	0.5792	0.4330	0.0905
12 NWO	1.2458	0.2425	0.0193	0.0211	0.0263	1.4895	1.0837	0.5531	0.0211	0.2820	0.6814	0.8002	0.3415
13 NEO	11.7131	10.7015	0.6508	0.7906	1.1780	12.5969	10.0346	6.1601	0.9637	4.7477	7.6035	7.5084	4.4259
14 SUD	9.8438	9.0007	5.1046	15.4323	61.2691	12.2234	10.4292	11.5155	23.4427	18.7746	16.2046	16.9581	15.3448
15 SWO	0.0	0.0	14.1898	9.8501	0.0	5.7053	0.0	0.0	5.8151	3.2419	0.0	5.7943	5.5427
16 SEO	0.0	0.0	0.0173	0.0288	0.0	0.0594	0.1609	0.1929	0.1440	0.2980	0.8563	0.5233	0.5749
17 SLV	0.0	0.0	0.0	0.1276	0.0	0.8962	0.8023	7.5016	0.8680	1.8836	7.3746	5.7535	7.3953
18 NDA	6.3305	3.8281	1.0130	3.0656	2.3243	12.1758	14.8572	20.8170	3.7154	15.8643	17.8989	14.2511	15.4252
19 GBY	0.0	0.0	0.0	0.0	0.0	0.3379	0.5906	2.9967	0.0	0.0	1.1169	0.7416	0.6196
20 NBK	0.0	0.0	0.0	0.0	0.0	0.0	0.0900	2.2768	0.0	0.0	2.1479	1.3392	0.3951
21 NSP	0.0	0.0	0.0	0.0	0.0	0.0	0.0842	1.9627	0.0	0.0	0.9696	0.5763	0.1860
22 NFL	0.0	0.0	0.0	0.0	0.0	0.0427	0.1421	0.8410	0.0	0.0	0.1632	0.0310	0.0
50 OHO	0.0	0.0	10.4152	10.3799	0.0	0.0	0.0	0.0	1.9657	0.0	0.0	0.0	5.5635
51 ILL	17.5844	19.2032	15.0865	12.7068	8.5791	12.9735	13.2666	6.3316	11.4029	9.9834	5.9504	1.7971	4.8737
52 PEN	0.0	0.0	0.0	2.5643	0.0	0.0	0.0	0.0	3.8572	2.2091	0.0	7.4838	4.0324
53 IND	0.0	9.0233	14.6906	11.9383	5.2027	0.0	0.0	0.0	10.1555	5.3444	0.0	1.4086	3.0109
54 KEN	0.0	0.0	4.9618	2.8633	1.9483	0.0	0.0	0.0	3.3994	1.8289	0.0	0.0	1.3728
55 MCH	6.0688	5.7746	15.6326	16.3976	4.0208	3.7853	0.0	3.4713	16.6316	8.6087	2.3192	1.9071	6.2642
56 TEN	0.0	3.6943	3.2061	1.1107	2.5304	0.0	0.0	0.0	1.6093	1.7813	0.0	0.0	0.0
57 MSU	6.1879	12.4662	5.3797	2.4848	2.0798	7.6637	4.9419	3.3981	1.3116	4.1990	3.7378	2.9975	2.0540
58 WVR	0.0	0.0	0.7250	0.5435	0.0	0.0	0.0	0.0	0.3341	0.0	0.0	1.3849	1.1572
59 NYK	0.0	0.0	0.0	0.4671	0.0	0.0	0.0	0.0	1.4281	2.6374	6.9767	6.3001	4.3514
60 ALA	0.0	0.0	0.3083	0.1033	0.0	0.0	0.0	0.0	0.0	0.0	0.0	0.0	0.0
61 WI	10.5611	13.5339	4.7101	5.5361	6.4248	4.2138	11.7937	8.8581	7.6647	7.8484	3.4654	5.7987	6.9418
62 IA	9.9456	5.9856	1.7531	1.3302	2.5616	8.4685	4.3945	2.9722	1.9822	2.8843	3.9408	3.2324	2.1199
63 MIN	10.1291	4.9404	0.7485	0.7362	1.6887	11.4394	11.0026	0.9562	1.0873	2.9347	3.9799	4.1513	1.3873
64 VA	0.0	0.0	0.0	0.0	0.0	0.0	0.0	0.0	0.0	0.0	0.0	0.0	0.0
65 NC	0.0	0.0	0.5285	0.6580	0.0	0.0	0.0	0.0	0.0	0.0	0.0	0.0	0.0
66 NH	0.0	0.0	0.0	0.0	0.0	0.1858	0.0	0.1225	0.0567	0.1080	0.9596	0.7255	0.3679
67 GA	0.0	0.0	0.3552	0.0	0.0	0.0	0.0	0.0	0.0	0.0	0.0	0.0	0.0
68 SC	0.0	0.0	0.2828	0.1169	0.0	0.0	0.0	0.0	0.0	0.0	0.0	0.0	0.0
69 MD	0.0	0.0	0.0	0.1563	0.0	0.0	0.0	0.0	0.4951	0.7134	0.0	0.4335	0.2941
70 DE	0.0	0.0	0.0	0.0374	0.0	0.0	0.0	0.0	0.1142	0.1986	0.0	0.1336	0.0907
71 NJ	0.0	0.0	0.0	0.1826	0.0	0.0	0.0	0.0	0.7034	1.3208	1.5348	1.1900	1.1488
72 DC	0.0	0.0	0.0	0.0165	0.0	0.0	0.0	0.0	0.0561	0.0723	0.0	0.0705	0.0467
73 AR	0.2919	0.3000	0.1264	0.0990	0.0342	0.0	0.0	0.0	0.0	0.0491	0.0	0.0	0.0
74 LA	0.0	0.0	0.0	0.0	0.0	0.0	0.0	0.0	0.0	0.0	0.0	0.0	0.0
75 MS	0.0	0.0	0.0	0.0	0.0	0.0	0.0	0.0	0.0	0.0	0.0	0.0	0.0
76 MA	0.0	0.0	0.0	0.0696	0.0	0.0	0.0	0.5684	0.3554	0.5565	2.4657	3.0026	2.4863
77 CT	0.0	0.0	0.0	0.0451	0.0	0.0	0.0	0.0	0.1583	0.3045	0.7626	0.8846	0.7893
78 RI	0.0	0.0	0.0	0.0047	0.0	0.0	0.0	0.0381	0.0238	0.0373	0.1652	0.2011	0.1665
79 ME	0.0	0.0	0.0	0.0	0.0	0.0	0.0	0.9374	0.0	0.0	1.1735	0.6570	0.2460
80 VT	0.0	0.0	0.0	0.0049	0.0	0.0339	0.0	0.0401	0.0225	0.0376	0.2261	0.1459	0.1015

066/84-Mai-21
Ministère des Communications

TABLEAU 5.35 (suite)

MATRICE DES CONTRIBUTIONS SOURCE-RECEPTEUR ETE 1980
DEPOT DE SO4 SEC
PENDANT LES PERIODES SECHES

	14 GP	15 MTL	16 NB	17 NE	18 ANT	19 TN	20 WNY	21 ENY	22 SNA	23 NNA	24 NDA	25 LAB
1 ABI	0.1500	0.0764	0.0760	0.0257	0.1682	0.0442	0.0084	0.0196	0.0164	0.0445	0.0441	0.2808
2 CQB	0.0153	0.0032	0.0018	0.0007	0.0157	0.0031	0.0003	0.0010	0.0002	0.0010	0.0005	0.0433
3 NQB	0.0009	0.0011	0.0001	0.0000	0.0015	0.0002	0.0000	0.0002	0.0000	0.0001	0.0015	0.0196
10 NMN	0.5522	0.1889	0.0413	0.0330	0.4344	0.1085	0.0247	0.0317	0.0342	0.0503	0.2617	2.2465
11 SMN	0.1032	0.0234	0.0184	0.0069	0.0839	0.0230	0.0018	0.0020	0.0023	0.0160	0.0441	0.1141
12 NWO	0.2192	0.0263	0.0484	0.0117	0.1688	0.0114	0.0034	0.0033	0.0023	0.0230	0.1015	0.3003
13 NEO	3.2491	1.0154	1.5725	0.5169	2.9291	0.7553	0.1579	0.1385	0.1161	0.8775	4.9103	4.6017
14 SUD	13.9680	9.0966	10.1185	4.0237	11.4733	5.1420	2.1738	2.0428	1.4319	7.1855	8.4758	13.3715
15 SWO	4.5308	8.4220	8.5332	6.8208	5.6188	7.3696	8.7320	6.5751	5.5236	9.7897	0.9552	3.0871
16 SEO	0.8077	0.8199	1.0195	0.5711	0.7501	0.8676	0.0172	0.3084	0.2735	1.0561	0.0	0.9904
17 SLV	11.6741	11.0749	10.8959	4.5168	10.7675	6.8169	0.0435	0.1694	0.8121	8.4754	0.0	14.9235
18 NDA	8.3685	3.5776	4.3639	1.4794	7.5042	2.6407	1.5000	0.4422	0.3389	2.5693	69.1566	14.1234
19 GBY	7.2626	0.0757	0.6449	0.1975	6.4386	1.3914	0.0	0.0	0.0209	0.3055	0.0	5.2470
20 NBK	2.4207	0.0214	5.9779	2.7991	4.2083	5.0046	0.0	0.0	0.0048	0.2045	0.0	3.6607
21 NSP	1.3300	0.0186	0.2449	2.8871	1.8118	6.9578	0.0	0.0	0.0	0.0423	0.0	2.0452
22 NFL	0.0504	0.0	0.0149	0.0416	0.4300	4.2668	0.0	0.0	0.0	0.0	0.0	1.3144
50 OHO	1.4267	9.4614	4.8062	11.7640	1.4187	10.5271	23.8598	19.2847	18.3099	9.8440	0.0	1.3918
51 ILL	5.5080	9.8331	7.0313	4.0399	9.5302	1.2634	13.5093	6.1797	4.7240	7.1351	2.4819	2.1009
52 PEN	2.6995	4.8497	3.7450	13.7833	4.2035	8.7705	6.8647	15.3011	16.5210	5.1583	0.0	3.0195
53 IND	1.3349	9.2474	2.6899	3.4876	2.0424	2.4950	13.6963	7.6165	7.4673	6.7316	0.0	0.0
54 KEN	1.3239	1.8925	2.0337	1.7443	0.0	1.1493	5.0202	2.7590	3.1655	1.5765	0.0	0.0
55 MCH	5.0660	13.3060	10.8611	5.3090	8.2674	6.2081	9.1027	7.4105	6.1665	11.8128	1.1904	4.2902
56 TEN	0.0	0.5780	0.0	1.6922	0.0	0.9480	2.2008	0.7904	1.0960	0.1239	0.0	0.0
57 MSU	1.7462	2.0129	1.8744	1.2683	2.6147	0.0	4.0972	2.2390	1.8495	1.9139	5.6278	1.9228
58 WVR	1.4868	2.4005	1.2276	3.0192	0.9522	2.7699	2.4879	3.2924	3.3545	2.0649	0.0	0.3802
59 NYK	7.6417	2.7381	8.3342	11.2835	3.8465	9.4894	0.0947	20.1523	13.8826	9.0073	0.0	4.8882
60 ALA	0.0	0.0	0.0	0.0	0.0	0.1263	0.3203	0.2127	0.2202	0.1296	0.0	0.0
61 WI	3.8673	4.0985	2.1627	1.3163	4.6342	0.3503	3.0466	1.9895	1.4660	2.6020	4.1387	2.7056
62 IA	1.2940	1.0577	0.3610	0.2327	1.0059	0.0	0.9715	0.5800	0.4648	0.5556	1.5802	2.3837
63 MIN	0.8508	0.6139	0.3893	0.2339	0.2581	0.0	0.2891	0.2170	0.1460	0.4734	1.0300	0.6171
64 VA	0.0	0.2497	0.7259	1.3371	0.3466	0.4362	0.2231	0.3384	0.6324	0.7546	0.0	0.5494
65 NC	0.0	0.3219	0.9376	0.6848	1.2707	0.5678	1.1794	0.5481	0.2743	0.6076	0.0	1.2087
66 NH	1.1169	0.0869	1.2178	1.0061	0.5629	1.3782	0.0	0.0059	0.7310	1.0017	0.0	0.8665
67 GA	0.0	0.0	0.0	0.4609	0.0	0.2833	0.1682	0.2986	0.3629	0.1331	0.0	0.0
68 SC	0.0	0.0635	0.0	0.1426	0.0	0.4954	0.0402	0.0273	0.0119	0.0615	0.0	0.3172
69 MD	0.6865	0.8070	0.2580	1.0795	0.5278	1.1165	0.0235	0.4763	0.5514	0.4584	0.0	0.5079
70 DE	0.2218	0.1648	0.1023	0.3250	0.2289	0.4505	0.0	0.0872	0.1315	0.1806	0.0	0.1963
71 NJ	0.7860	0.8510	0.5791	2.5826	1.4127	2.3704	0.0093	0.1506	2.3289	0.9390	0.0	1.0580
72 DC	0.1108	0.1066	0.0687	0.1518	0.0813	0.1086	0.0092	0.0652	0.0750	0.0948	0.0	0.0500
73 AR	0.0	0.0431	0.0	0.0	0.0	0.0	0.1214	0.0971	0.0600	0.0480	0.0	0.0
74 LA	0.0	0.0	0.0	0.0	0.0	0.0	0.0	0.0	0.0	0.0	0.0	0.0
75 MS	0.0	0.0	0.0	0.0206	0.0	0.0	0.0	0.0	0.0100	0.0	0.0	0.0
76 MA	5.1653	0.4391	3.7829	5.7287	1.9338	3.8251	0.0	0.0318	5.6175	2.1211	0.0	2.6076
77 CT	1.1065	0.1999	0.8081	1.5359	0.5818	1.2273	0.0	0.0190	1.1877	0.8159	0.0	0.7735
78 RI	0.3460	0.0294	0.2534	0.3837	0.1295	0.2562	0.0	0.0021	0.3763	0.1421	0.0	0.1747
79 ME	1.3364	0.0651	1.9751	1.2786	1.2299	1.7186	0.0	0.0	0.0125	2.6056	0.0	1.4569
80 VT	0.1755	0.0415	0.2030	0.1763	0.1161	0.2656	0.0019	0.0938	0.2262	0.2672	0.0	0.1646

066/84-Mai-21
Ministère des Communications

TABLEAU 5.36

MATRICE DES CONTRIBUTIONS SOURCE-RECEPTEUR ETE 1980
DEPOT DE SO4 SEC
PENDANT LES PERIODES HUMIDES

	1 NEO	2 CEO	3 SWO	4 SEO	5 SUD	6 SBJ	7 PBL	8 NQB	9 OTT	10 ABI	11 NIT	12 CHI	13 LSJ
1 ABI	0.1281	0.0441	0.0044	0.0247	0.0043	0.2202	0.0726	0.3710	0.1712	1.1033	0.3782	0.4080	0.6280
2 CQB	0.0040	0.0007	0.0002	0.0008	0.0000	0.0493	0.0493	0.1564	0.0022	0.0042	0.5918	0.1716	0.0250
3 NQB	0.0125	0.0004	0.0001	0.0006	0.0000	0.0453	0.1178	0.8113	0.0011	0.0031	0.0599	0.0231	0.0064
10 NMN	8.3247	0.8435	0.0516	0.0834	0.0285	4.2066	15.7936	15.9946	0.1086	0.4751	6.2786	1.0360	0.4579
11 SMN	1.3932	0.1246	0.0051	0.0087	0.0032	1.4415	1.0053	0.6362	0.0186	0.1186	0.5716	0.4207	0.0799
12 NWO	1.4651	0.2100	0.0123	0.0173	0.0071	1.6030	1.1364	0.5523	0.0188	0.1907	0.6856	0.7882	0.3038
13 NEO	17.3334	28.1063	0.4533	0.6731	0.3907	13.7884	10.5956	6.1084	0.9033	3.8210	7.8115	7.8512	4.2575
14 SUD	11.4677	13.3296	6.7451	29.0735	90.0512	12.6115	10.9416	11.3357	36.5525	17.6366	16.3173	16.9658	14.9302
15 SWO	0.0	0.0	38.0823	13.9943	0.0	4.9156	0.0	0.0	5.1215	1.8556	0.0	4.7718	4.1615
16 SEO	0.0	0.0	0.0108	0.0263	0.0	0.0536	0.1455	0.1679	0.1841	0.1917	0.7613	0.4596	0.5098
17 SLV	0.0	0.0	0.0	0.1076	0.0	0.8848	0.7870	7.0820	0.8441	1.3388	7.1038	5.5836	9.2643
18 NDA	10.0553	6.7053	1.0565	4.8545	1.3209	17.9219	19.1154	24.7487	6.2700	43.4623	22.6979	21.9638	27.3780
19 GBY	0.0	0.0	0.0	0.0	0.0	0.3964	0.7025	3.4525	0.0	0.0	1.3210	0.9294	0.7618
20 NBK	0.0	0.0	0.0	0.0	0.0	0.0	0.1055	2.5821	0.0	0.0	2.5060	1.5981	0.4396
21 NSP	0.0	0.0	0.0	0.0	0.0	0.0	0.0999	2.2446	0.0	0.0	1.1312	0.6614	0.2046
22 NFL	0.0	0.0	0.0	0.0	0.0	0.0510	0.1724	0.9740	0.0	0.0	0.1884	0.0353	0.0
50 OHO	0.0	0.0	6.5052	7.4452	0.0	0.0	0.0	0.0	1.5690	0.0	0.0	0.0	4.1254
51 ILL	14.1816	12.7078	8.9011	8.9897	1.9770	11.0233	11.4029	5.1944	8.7861	5.5005	4.9709	1.5025	3.6827
52 PEN	0.0	0.0	0.0	1.8106	0.0	0.0	0.0	0.0	2.9030	1.1995	0.0	6.1625	3.0107
53 IND	0.0	5.9869	8.4385	8.3118	1.1806	0.0	0.0	0.0	7.6556	2.9042	0.0	1.1490	2.2267
54 KEN	0.0	0.0	2.6432	1.9671	0.4316	0.0	0.0	0.0	2.5469	0.9900	0.0	0.0	1.0144
55 MCH	5.3186	4.3887	17.2071	13.0144	1.0093	3.2846	0.0	2.8471	13.0612	4.8259	1.9648	1.6759	4.7602
56 TEN	0.0	2.3458	1.6955	0.7609	0.5566	0.0	0.0	0.0	1.2010	0.9607	0.0	0.0	0.0
57 MSU	5.0924	7.9461	2.9233	1.7419	0.4645	6.5839	4.2435	2.7868	0.9954	2.2768	3.1267	2.4735	1.5198
58 WVR	0.0	0.0	0.3887	0.3827	0.0	0.0	0.0	0.0	0.2500	0.0	0.0	1.1347	0.8597
59 NYK	0.0	0.0	0.0	0.3359	0.0	0.0	0.0	0.0	1.1579	1.6566	5.8487	5.1892	3.2435
60 ALA	0.0	0.0	0.1636	0.0711	0.0	0.0	0.0	0.0	0.0	0.0	0.0	0.0	0.0
61 WI	8.6100	9.9681	2.6700	3.9070	1.6173	3.6263	10.2378	7.3152	5.8386	4.4245	2.8980	4.8298	5.2071
62 IA	8.0440	3.8828	0.9549	0.9264	0.5712	7.2999	3.7929	2.4470	1.4943	1.5761	3.3120	2.6592	1.5721
63 MIN	8.3371	3.2192	0.4031	0.5126	0.3786	9.8059	9.4825	0.7930	0.8329	1.6053	3.3256	3.4090	1.0297
64 VA	0.0	0.0	0.0	0.0	0.0	0.0	0.0	0.0	0.0	0.0	0.0	0.0	0.0
65 NC	0.0	0.0	0.2803	0.4508	0.0	0.0	0.0	0.0	0.0	0.0	0.0	0.0	0.0
66 NH	0.0	0.0	0.0	0.0	0.0	0.1581	0.0	0.1004	0.0455	0.0652	0.8070	0.5995	0.2958
67 GA	0.0	0.0	0.1872	0.0	0.0	0.0	0.0	0.0	0.0	0.0	0.0	0.0	0.0
68 SC	0.0	0.0	0.1495	0.0801	0.0	0.0	0.0	0.0	0.0	0.0	0.0	0.0	0.0
69 MD	0.0	0.0	0.0	0.1073	0.0	0.0	0.0	0.0	0.3716	0.3878	0.0	0.3575	0.2236
70 DE	0.0	0.0	0.0	0.0257	0.0	0.0	0.0	0.0	0.0857	0.1082	0.0	0.1111	0.0689
71 NJ	0.0	0.0	0.0	0.1267	0.0	0.0	0.0	0.0	0.5331	0.7214	1.2955	0.9833	0.8637
72 DC	0.0	0.0	0.0	0.0113	0.0	0.0	0.0	0.0	0.0422	0.0393	0.0	0.0581	0.0351
73 AR	0.2324	0.1903	0.0675	0.0680	0.0075	0.0	0.0	0.0	0.0	0.0265	0.0	0.0	0.0
74 LA	0.0	0.0	0.0	0.0	0.0	0.0	0.0	0.0	0.0	0.0	0.0	0.0	0.0
75 MS	0.0	0.0	0.0	0.0	0.0	0.0	0.0	0.0	0.0	0.0	0.0	0.0	0.0
76 MA	0.0	0.0	0.0	0.0489	0.0	0.0	0.0	0.4658	0.2739	0.3165	2.0858	2.4680	1.8664
77 CT	0.0	0.0	0.0	0.0321	0.0	0.0	0.0	0.0	0.1231	0.1702	0.6440	0.7279	0.5884
78 RI	0.0	0.0	0.0	0.0033	0.0	0.0	0.0	0.0312	0.0183	0.0212	0.1397	0.1653	0.1250
79 ME	0.0	0.0	0.0	0.0	0.0	0.0	0.0	0.7688	0.0	0.0	0.9870	0.5561	0.1930
80 VT	0.0	0.0	0.0	0.0037	0.0	0.0288	0.0	0.0330	0.0186	0.0228	0.1902	0.1208	0.0799

066/84-Mai-21
Ministère des Communications

TABLEAU 5.36 (suite)

MATRICE DES CONTRIBUTIONS SOURCE-RECEPTEUR ETE 1980
DEPOT DE SO4 SEC
PENDANT LES PERIODES HUMIDES

	14 GP	15 MTL	16 NB	17 NE	18 ANT	19 TN	20 WNY	21 ENY	22 SNA	23 NNA	24 NDA	25 LAB
1 ABI	0.1733	0.1242	0.0825	0.0299	0.2133	0.0470	0.0110	0.0170	0.0159	0.0555	0.0159	0.3441
2 CQB	0.0236	0.0049	0.0025	0.0012	0.0288	0.0048	0.0005	0.0010	0.0003	0.0016	0.0001	0.0802
3 NQB	0.0013	0.0013	0.0001	0.0000	0.0027	0.0003	0.0000	0.0002	0.0000	0.0002	0.0005	0.0361
10 NMN	0.4428	0.1393	0.0342	0.0318	0.4399	0.0968	0.0238	0.0186	0.0255	0.0437	0.0466	2.2453
11 SMN	0.0830	0.0174	0.0153	0.0066	0.0853	0.0204	0.0017	0.0011	0.0017	0.0139	0.0080	0.1141
12 NWO	0.1764	0.0197	0.0403	0.0113	0.1711	0.0102	0.0033	0.0019	0.0017	0.0201	0.0220	0.3020
13 NEO	2.6582	0.7785	1.3204	0.5019	2.9965	0.6723	0.1567	0.0825	0.0880	0.7787	1.3289	4.6750
14 SUD	11.5255	8.1689	8.6616	3.9296	11.8413	4.5880	2.5033	1.3087	1.1111	6.6078	1.9191	13.5179
15 SWO	3.0864	5.8995	6.1206	5.6222	4.8336	5.5574	16.5801	4.1834	3.7698	7.6079	0.2147	2.6058
16 SEO	0.6100	2.1913	0.8641	0.5134	0.7005	0.7008	0.0163	0.4531	0.2528	1.2008	0.0	0.8940
17 SLV	10.0086	36.2840	12.0423	4.4888	10.9287	5.9991	0.0427	0.0991	0.7514	17.5932	0.0	14.6190
18 NDA	8.7184	4.2722	4.5513	1.7207	9.4050	2.8061	2.1393	0.3326	0.3155	2.9512	93.9250	17.0270
19 GBY	27.7261	0.0689	0.8998	0.2374	9.6350	1.4896	0.0	0.0	0.0185	0.3430	0.0	6.6378
20 NBK	2.5737	0.0192	23.1928	6.1604	5.2250	5.6156	0.0	0.0	0.0043	0.2324	0.0	4.3930
21 NSP	1.3319	0.0170	0.2563	12.1144	2.3121	8.6443	0.0	0.0	0.0	0.0446	0.0	2.4734
22 NFL	0.0481	0.0	0.0176	0.0495	0.5696	19.3878	0.0	0.0	0.0	0.0	0.0	1.6072
50 OHO	0.9663	6.0418	3.3811	9.6629	1.2118	7.9126	21.9870	9.9464	11.8896	7.3189	0.0	1.1695
51 ILL	3.7384	6.2440	4.9501	3.3063	8.1541	0.9503	11.4960	3.1064	3.0075	5.2828	0.3736	1.7656
52 PEN	1.8224	3.1301	2.6507	11.4833	3.6060	6.6183	8.6363	9.7370	11.7494	3.9371	0.0	2.5481
53 IND	0.9023	5.8204	1.8942	2.8587	1.7430	1.8724	11.5591	3.8494	4.7708	4.9743	0.0	0.0
54 KEN	0.8917	1.1852	1.4236	1.4305	0.0	0.8630	4.0978	1.3708	2.0126	1.1618	0.0	0.0
55 MCH	3.4904	8.7037	7.6868	4.3563	7.1299	4.6774	8.1625	3.8014	3.9642	8.8473	0.1811	3.6189
56 TEN	0.0	0.3607	0.0	1.3845	0.0	0.7123	1.7866	0.3947	0.6965	0.0917	0.0	0.0
57 MSU	1.1871	1.2721	1.3150	1.0372	2.2411	0.0	3.3715	1.1162	1.1755	1.4165	0.8447	1.6216
58 WVR	1.0035	1.5228	0.8633	2.4823	0.8126	2.0809	2.0803	1.6569	2.1552	1.5456	0.0	0.3214
59 NYK	5.1626	1.8310	6.0565	9.7507	3.3396	7.2116	0.0783	55.6977	23.3365	8.0782	0.0	4.1495
60 ALA	0.0	0.0	0.0	0.0	0.0	0.0948	0.2598	0.1048	0.1388	0.0952	0.0	0.0
61 WI	2.6341	2.5899	1.5194	1.0764	3.9845	0.2645	2.5293	0.9879	0.9295	1.9274	0.7187	2.2917
62 IA	0.8738	0.6668	0.2532	0.1903	0.8610	0.0	0.8016	0.2870	0.2939	0.4102	0.2422	2.0100
63 MIN	0.5765	0.3856	0.2733	0.1911	0.2224	0.0	0.2346	0.1071	0.0922	0.3489	0.1591	0.5216
64 VA	0.0	0.1570	0.5116	1.1008	0.2970	0.3289	0.1818	0.1682	0.4056	0.5637	0.0	0.4637
65 NC	0.0	0.2008	0.6579	0.5607	1.0873	0.4290	0.9561	0.2707	0.1738	0.4477	0.0	1.0191
66 NH	0.7781	0.0614	1.1620	0.9541	0.4957	1.0655	0.0	0.0030	2.2219	1.9693	0.0	0.7379
67 GA	0.0	0.0	0.0	0.3765	0.0	0.2127	0.1362	0.1481	0.2303	0.0982	0.0	0.0
68 SC	0.0	0.0397	0.0	0.1168	0.0	0.3725	0.0325	0.0134	0.0075	0.0451	0.0	0.2668
69 MD	0.4645	0.5197	0.1827	0.8990	0.4513	0.8453	0.0189	0.2526	0.3937	0.3553	0.0	0.4270
70 DE	0.1503	0.1052	0.0732	0.2701	0.1955	0.3414	0.0	0.0456	0.0920	0.1433	0.0	0.1654
71 NJ	0.5314	0.5527	0.4091	2.2557	1.2133	1.7963	0.0075	0.0810	2.4735	0.7481	0.0	0.8934
72 DC	0.0750	0.0687	0.0486	0.1265	0.0695	0.0823	0.0076	0.0341	0.0505	0.0721	0.0	0.0420
73 AR	0.0	0.0270	0.0	0.0	0.0	0.0	0.0990	0.0480	0.0379	0.0353	0.0	0.0
74 LA	0.0	0.0	0.0	0.0	0.0	0.0	0.0	0.0	0.0	0.0	0.0	0.0
75 MS	0.0	0.0	0.0	0.0169	0.0	0.0	0.0	0.0	0.0065	0.0	0.0	0.0
76 MA	3.5127	0.2791	2.7908	5.3637	1.6989	2.9267	0.0	0.0160	16.6730	1.7343	0.0	2.2123
77 CT	0.7497	0.1289	0.5918	1.3662	0.5020	0.9349	0.0	0.0099	2.9586	0.6656	0.0	0.6543
78 RI	0.2353	0.0187	0.1869	0.3593	0.1138	0.1960	0.0	0.0011	1.1168	0.1162	0.0	0.1482
79 ME	0.9458	0.0434	2.8368	1.4476	1.0808	1.3663	0.0	0.0	0.0084	9.6849	0.0	1.2402
80 VT	0.1209	0.0376	0.1796	0.1565	0.1011	0.2034	0.0016	0.2453	0.5818	0.3907	0.0	0.1398

056/84-Mai-21
Ministère des Communications

TABLEAU 5.37

MATRICE DES CONTRIBUTIONS SOURCE-RECEPTEUR ETE 1980
DEPOT DE SOUFRE SEC

	1 NEO	2 CEO	3 SWO	4 SEO	5 SUD	6 SBJ	7 PBL	8 NQB	9 OTT	10 ABI	11 NIT	12 CHI	13 LSJ
1 ABI	0.1251	0.0386	0.0034	0.0227	0.0038	0.2633	0.0611	0.4210	0.1588	0.9772	0.4518	0.4940	0.6426
2 CQB	0.0018	0.0002	0.0001	0.0004	0.0000	0.0466	0.0520	0.1920	0.0014	0.0030	0.6857	0.1850	0.0210
3 NQB	0.0059	0.0001	0.0001	0.0002	0.0000	0.0342	0.1092	1.1214	0.0005	0.0016	0.0576	0.0169	0.0032
10 NMN	6.6755	0.5694	0.0295	0.0423	0.0184	3.8195	16.0749	17.0037	0.0532	0.2926	5.5305	0.7961	0.2385
11 SMN	1.0536	0.0932	0.0026	0.0050	0.0023	1.0723	0.7582	0.5437	0.0109	0.0864	0.4160	0.2842	0.0530
12 NWO	1.7440	0.2206	0.0074	0.0102	0.0058	1.8744	1.2296	0.6737	0.0102	0.1814	0.6885	0.6640	0.2241
13 NEO	21.8935	29.0526	0.4101	0.5347	0.4590	16.9143	11.9851	6.9797	0.7872	4.8022	9.2220	9.2602	4.6044
14 SUD	13.5618	15.6841	7.1222	31.6094	90.2366	11.8521	11.8823	11.8523	43.8418	23.2877	16.4792	16.4531	16.5305
15 SWO	0.0	0.0	36.7060	17.4512	0.0	4.8400	0.0	0.0	6.3802	2.0884	0.0	3.9926	3.5872
16 SEO	0.0	0.0	0.0112	0.0320	0.0	0.0366	0.0890	0.1358	0.2464	0.2421	0.6619	0.4017	0.6582
17 SLV	0.0	0.0	0.0	0.1023	0.0	0.7785	0.5287	6.1418	0.9526	1.6868	6.2595	5.9691	13.3200
18 NDA	10.1045	6.3903	0.9145	4.4839	1.3034	20.9073	19.6963	26.2963	6.0898	40.1260	25.3285	26.3060	29.5364
19 GBY	0.0	0.0	0.0	0.0	0.0	0.2143	0.4644	3.1652	0.0	0.0	1.2395	1.0932	0.8838
20 NBK	0.0	0.0	0.0	0.0	0.0	0.0	0.0522	1.7750	0.0	0.0	1.9697	1.5951	0.4325
21 NSP	0.0	0.0	0.0	0.0	0.0	0.0	0.0619	1.8253	0.0	0.0	0.8829	0.4640	0.1945
22 NFL	0.0	0.0	0.0	0.0	0.0	0.0386	0.1538	0.9651	0.0	0.0	0.1207	0.0207	0.0
50 OHO	0.0	0.0	7.3598	6.8849	0.0	0.0	0.0	0.0	1.6500	0.0	0.0	0.0	2.7066
51 ILL	11.2012	12.1305	9.3819	7.6874	1.9710	7.6636	9.8699	4.2692	7.8457	4.8677	4.1668	1.5837	3.4147
52 PEN	0.0	0.0	0.0	1.5266	0.0	0.0	0.0	0.0	1.9093	0.8170	0.0	5.1471	2.3620
53 IND	0.0	5.7846	8.4397	6.1230	1.0771	0.0	0.0	0.0	5.2887	2.0094	0.0	0.6646	1.3331
54 KEN	0.0	0.0	1.6578	1.0716	0.2860	0.0	0.0	0.0	1.4615	0.5941	0.0	0.0	0.5747
55 MCH	6.3357	5.5265	20.3961	15.1168	1.2401	3.5186	0.0	2.3185	12.9470	4.9415	2.2554	2.2771	4.6465
56 TEN	0.0	1.2664	0.8462	0.3625	0.2910	0.0	0.0	0.0	0.5796	0.4927	0.0	0.0	0.0
57 MSU	4.8717	4.9375	2.3354	1.3878	0.3622	6.2087	3.5483	2.2488	0.7645	1.4627	2.7816	2.1577	0.9148
58 WVR	0.0	0.0	0.2707	0.3155	0.0	0.0	0.0	0.0	0.1352	0.0	0.0	0.8086	0.6063
59 NYK	0.0	0.0	0.0	0.3139	0.0	0.0	0.0	0.0	1.2714	2.2411	5.4890	4.3687	2.4421
60 ALA	0.0	0.0	0.0919	0.0412	0.0	0.0	0.0	0.0	0.0	0.0	0.0	0.0	0.0
61 WI	7.6923	12.1821	2.5821	3.2832	1.9938	3.5256	10.8854	7.7085	4.7161	4.6569	2.5382	4.9153	4.4276
62 IA	6.5989	3.2343	0.7755	0.6818	0.4364	7.2802	3.6351	2.3227	1.0303	1.2411	3.3163	2.1640	1.0427
63 MIN	8.0030	2.7914	0.2981	0.3782	0.3098	8.9746	8.8627	0.9281	0.7116	1.2879	2.8274	2.6026	0.6930
64 VA	0.0	0.0	0.0	0.0	0.0	0.0	0.0	0.0	0.0	0.0	0.0	0.0	0.0
65 NC	0.0	0.0	0.1580	0.2162	0.0	0.0	0.0	0.0	0.0	0.0	0.0	0.0	0.0
66 NH	0.0	0.0	0.0	0.0	0.0	0.1171	0.0	0.0773	0.0488	0.0837	0.8236	0.5355	0.3629
67 GA	0.0	0.0	0.0803	0.0	0.0	0.0	0.0	0.0	0.0	0.0	0.0	0.0	0.0
68 SC	0.0	0.0	0.0749	0.0390	0.0	0.0	0.0	0.0	0.0	0.0	0.0	0.0	0.0
69 MD	0.0	0.0	0.0	0.0567	0.0	0.0	0.0	0.0	0.2264	0.2691	0.0	0.3083	0.2185
70 DE	0.0	0.0	0.0	0.0140	0.0	0.0	0.0	0.0	0.0533	0.0803	0.0	0.1107	0.0671
71 NJ	0.0	0.0	0.0	0.0885	0.0	0.0	0.0	0.0	0.4031	0.5684	1.3960	0.8784	0.7571
72 DC	0.0	0.0	0.0	0.0061	0.0	0.0	0.0	0.0	0.0263	0.0280	0.0	0.0503	0.0308
73 AR	0.1315	0.0979	0.0447	0.0359	0.0035	0.0	0.0	0.0	0.0	0.0129	0.0	0.0	0.0
74 LA	0.0	0.0	0.0	0.0	0.0	0.0	0.0	0.0	0.0	0.0	0.0	0.0	0.0
75 MS	0.0	0.0	0.0	0.0	0.0	0.0	0.0	0.0	0.0	0.0	0.0	0.0	0.0
76 MA	0.0	0.0	0.0	0.0397	0.0	0.0	0.0	0.3645	0.2447	0.3473	2.3515	1.9483	1.5983
77 CT	0.0	0.0	0.0	0.0285	0.0	0.0	0.0	0.0	0.1161	0.1709	0.7040	0.5949	0.4516
78 RI	0.0	0.0	0.0	0.0027	0.0	0.0	0.0	0.0244	0.0164	0.0233	0.1575	0.1305	0.1071
79 ME	0.0	0.0	0.0	0.0	0.0	0.0	0.0	0.6169	0.0	0.0	1.0041	0.6459	0.2212
80 VT	0.0	0.0	0.0	0.0040	0.0	0.0196	0.0	0.0296	0.0215	0.0294	0.1947	0.1118	0.0923

066/84-Mai-21
Ministère des Communications

TABLEAU 5.37 (suite)

MATRICE DES CONTRIBUTIONS SOURCE-RECEPTEUR ETE 1980
DEPOT DE SOUFRE SEC

	14 GP	15 MTL	16 NB	17 NE	18 ANT	19 TN	20 WNY	21 ENY	22 SNA	23 NNA	24 NDA	25 LAB
1 ABI	0.1917	0.1279	0.0750	0.0207	0.2099	0.0351	0.0086	0.0149	0.0119	0.0521	0.0192	0.3538
2 CQB	0.0199	0.0039	0.0014	0.0006	0.0229	0.0031	0.0002	0.0006	0.0002	0.0010	0.0001	0.0784
3 NQB	0.0007	0.0006	0.0000	0.0000	0.0016	0.0001	0.0000	0.0001	0.0000	0.0001	0.0002	0.0346
10 NMN	0.2974	0.0646	0.0186	0.0166	0.3023	0.0688	0.0128	0.0094	0.0116	0.0200	0.0301	1.7955
11 SMN	0.0577	0.0096	0.0086	0.0037	0.0648	0.0129	0.0008	0.0005	0.0008	0.0068	0.0070	0.0936
12 NWO	0.1270	0.0135	0.0247	0.0074	0.1217	0.0069	0.0018	0.0012	0.0010	0.0115	0.0306	0.2775
13 NEO	2.3520	0.6463	0.9397	0.3218	2.5403	0.4523	0.1135	0.0556	0.0550	0.5540	1.9956	4.9558
14 SUD	10.9291	9.6987	7.5307	2.8219	11.2879	3.3007	2.5283	1.2202	0.8479	5.9862	2.7534	13.4838
15 SWO	2.7015	7.3652	5.8911	4.6077	4.3344	4.4293	19.2659	5.3030	3.9706	8.1120	0.3647	2.2852
16 SEO	0.7346	2.5076	1.1627	0.5498	0.8175	0.6646	0.0167	0.5158	0.3238	1.6922	0.0	0.9157
17 SLV	13.3901	38.9555	17.6935	5.2027	12.8282	6.1742	0.0374	0.0813	0.9074	22.1065	0.0	15.4343
18 NDA	8.4821	4.3221	3.7365	1.1816	8.8675	2.0667	1.7880	0.2454	0.2120	2.5010	92.2532	15.8974
19 GBY	31.3539	0.0570	1.1699	0.2341	14.5445	1.3692	0.0	0.0	0.0098	0.3316	0.0	9.1609
20 NBK	3.1048	0.0141	24.5190	8.3278	5.5776	6.7257	0.0	0.0	0.0026	0.2306	0.0	4.5896
21 NSP	1.3926	0.0142	0.2535	13.7859	2.7741	12.4664	0.0	0.0	0.0	0.0330	0.0	2.7570
22 NFL	0.0369	0.0	0.0213	0.0466	0.7513	24.3137	0.0	0.0	0.0	0.0	0.0	1.9331
50 OHO	0.7238	5.3021	2.2933	7.2173	0.8210	5.4764	24.1341	9.3180	10.0844	5.4517	0.0	0.8382
51 ILL	2.9894	5.1074	3.4042	2.1627	5.9507	0.6760	10.5724	2.4445	1.9933	3.5658	0.2776	1.2694
52 PEN	1.1962	3.0037	2.1318	11.1658	2.9343	5.4064	10.7326	12.3321	13.4053	3.8485	0.0	2.2220
53 IND	0.6250	4.0025	1.3365	2.0026	1.1165	1.2209	10.2580	3.1829	3.3689	3.1572	0.0	0.0
54 KEN	0.5332	0.6815	0.7798	1.0110	0.0	0.5744	2.7390	0.9153	1.2824	0.6629	0.0	0.0
55 MCH	3.5563	9.0119	6.1333	3.1216	6.7195	3.5710	8.6118	3.4729	3.0529	7.3574	0.1708	3.0378
56 TEN	0.0	0.1748	0.0	0.8775	0.0	0.4741	1.0716	0.2858	0.4391	0.0606	0.0	0.0
57 MSU	0.9777	0.9652	0.8044	0.6529	1.7598	0.0	2.5130	0.7883	0.7410	0.9300	0.5737	1.3726
58 WVR	0.6508	1.2262	0.5856	1.9212	0.5172	1.4172	1.7587	1.3171	1.6482	1.2801	0.0	0.2995
59 NYK	3.5526	2.0616	6.4289	11.9644	3.5696	7.1381	0.0613	56.4657	27.8024	10.9113	0.0	4.3333
60 ALA	0.0	0.0	0.0	0.0	0.0	0.0597	0.1518	0.0540	0.0655	0.0471	0.0	0.0
61 WI	2.2633	1.9526	0.9829	0.6759	3.4593	0.2209	2.0356	0.6455	0.5432	1.3097	1.0976	2.2826
62 IA	0.5895	0.4791	0.1523	0.1199	0.6415	0.0	0.6142	0.1752	0.1558	0.2495	0.2501	1.6903
63 MIN	0.4420	0.2465	0.1741	0.1142	0.2059	0.0	0.1394	0.0580	0.0467	0.2027	0.1762	0.4743
64 VA	0.0	0.1035	0.3696	0.8773	0.2340	0.2630	0.1170	0.1138	0.3036	0.4520	0.0	0.4053
65 NC	0.0	0.0980	0.4030	0.3718	0.8023	0.3652	0.5386	0.1521	0.1003	0.2527	0.0	0.8505
66 NH	0.8669	0.0776	1.7913	1.4141	0.6099	1.2891	0.0	0.0024	2.3014	2.5603	0.0	0.8249
67 GA	0.0	0.0	0.0	0.2276	0.0	0.1412	0.0759	0.0945	0.1396	0.0588	0.0	0.0
68 SC	0.0	0.0202	0.0	0.0798	0.0	0.2598	0.0167	0.0061	0.0032	0.0213	0.0	0.1997
69 MD	0.3384	0.4906	0.1484	0.8725	0.3179	0.7666	0.0086	0.2610	0.4519	0.3736	0.0	0.3134
70 DE	0.1140	0.0920	0.0689	0.2558	0.1308	0.3202	0.0	0.0454	0.1021	0.1635	0.0	0.1328
71 NJ	0.3691	0.5504	0.3143	2.8732	1.0233	1.6571	0.0044	0.0867	3.2430	0.8612	0.0	0.8019
72 DC	0.0560	0.0651	0.0384	0.1238	0.0487	0.0767	0.0060	0.0339	0.0512	0.0688	0.0	0.0316
73 AR	0.0	0.0147	0.0	0.0	0.0	0.0	0.0643	0.0280	0.0207	0.0184	0.0	0.0
74 LA	0.0	0.0	0.0	0.0	0.0	0.0	0.0	0.0	0.0	0.0	0.0	0.0
75 MS	0.0	0.0	0.0	0.0107	0.0	0.0	0.0	0.0	0.0055	0.0	0.0	0.0
76 MA	2.9485	0.2316	3.1940	7.8360	2.0555	3.2111	0.0	0.0125	17.3261	2.1103	0.0	2.2729
77 CT	0.5667	0.1224	0.6543	1.8269	0.4794	0.9580	0.0	0.0099	3.1781	0.8068	0.0	0.6158
78 RI	0.1975	0.0155	0.2140	0.5249	0.1377	0.2151	0.0	0.0008	1.1606	0.1414	0.0	0.1523
79 ME	1.1489	0.0485	4.2813	2.3615	1.3063	1.9281	0.0	0.0	0.0084	10.8922	0.0	1.3853
80 VT	0.1223	0.0545	0.2695	0.2086	0.1124	0.2240	0.0013	0.2496	0.6204	0.5457	0.0	0.1479

056/84-Mai-21
Ministère des Communications

TABLEAU 5.38

MATRICE DES CONTRIBUTIONS SOURCE-RECEPTEUR ETE 1980
DEPOT DE SO2 HUMIDE

	1 NEO	2 CEO	3 SWO	4 SEO	5 SUD	6 SBJ	7 PBL	8 NQB	9 OTT	10 ABI	11 NIT	12 CHI	13 LSJ
1 ABI	0.1906	0.0401	0.0033	0.0313	0.0036	0.4939	0.0757	0.6320	0.3060	1.4965	0.7653	0.8994	1.2294
2 CQB	0.0018	0.0002	0.0001	0.0004	0.0000	0.0983	0.1315	0.4976	0.0017	0.0027	2.6417	0.5047	0.0320
3 NQB	0.0062	0.0001	0.0000	0.0002	0.0000	0.0569	0.2367	4.4717	0.0004	0.0011	0.1186	0.0249	0.0028
10 NMN	4.7882	0.2742	0.0132	0.0170	0.0078	3.1283	15.7048	15.3680	0.0215	0.0960	4.2794	0.5050	0.0905
11 SMN	0.7112	0.0498	0.0011	0.0023	0.0011	0.7188	0.5486	0.3961	0.0053	0.0335	0.2666	0.1587	0.0255
12 NWO	2.0585	0.1753	0.0034	0.0047	0.0031	2.0130	1.2810	0.7000	0.0046	0.0932	0.6078	0.4617	0.1200
13 NEO	31.7763	42.8533	0.3015	0.3396	0.3997	19.2192	13.0774	6.7851	0.5741	3.5910	9.6304	9.2281	3.7370
14 SUD	15.8058	19.6799	9.1782	45.0929	93.5256	10.0613	12.4211	10.5344	60.2896	20.2165	14.6251	13.2281	13.8210
15 SWO	0.0	0.0	44.8377	21.2943	0.0	3.2213	0.0	0.0	5.4680	0.9707	0.0	2.0520	1.6856
16 SEO	0.0	0.0	0.0078	0.0291	0.0	0.0184	0.0424	0.0761	0.3066	0.1424	0.4124	0.2368	0.5425
17 SLV	0.0	0.0	0.0	0.0726	0.0	0.5672	0.3160	4.1929	0.8653	1.1115	4.4623	4.8687	16.2302
18 NDA	16.7074	9.8113	1.1335	6.6171	1.8348	37.3537	30.6220	36.7034	9.7182	62.3553	39.3284	46.3872	47.9019
19 GBY	0.0	0.0	0.0	0.0	0.0	0.1405	0.3907	3.2389	0.0	0.0	1.3295	1.4053	1.0317
20 NBK	0.0	0.0	0.0	0.0	0.0	0.0	0.0337	1.3966	0.0	0.0	1.7893	1.7092	0.4061
21 NSP	0.0	0.0	0.0	0.0	0.0	0.0	0.0492	1.6724	0.0	0.0	0.7964	0.3526	0.1759
22 NFL	0.0	0.0	0.0	0.0	0.0	0.0344	0.1711	1.0618	0.0	0.0	0.0911	0.0134	0.0
50 OHO	0.0	0.0	5.4373	3.8719	0.0	0.0	0.0	0.0	1.1156	0.0	0.0	0.0	0.9562
51 ILL	5.9085	6.3325	6.2068	3.9577	0.9944	3.5459	6.0748	2.1948	4.3937	1.7288	2.2726	1.0408	1.7364
52 PEN	0.0	0.0	0.0	0.7739	0.0	0.0	0.0	0.0	0.7713	0.2202	0.0	2.6413	1.0049
53 IND	0.0	3.0612	5.2042	2.6802	0.4920	0.0	0.0	0.0	2.2481	0.5502	0.0	0.2325	0.4281
54 KEN	0.0	0.0	0.6058	0.3422	0.0928	0.0	0.0	0.0	0.5122	0.1403	0.0	0.0	0.1743
55 MCH	5.3565	4.1871	23.4373	11.4580	0.8182	2.5627	0.0	1.1802	8.1612	2.0580	1.7089	1.9991	2.4981
56 TEN	0.0	0.3602	0.2438	0.1006	0.0738	0.0	0.0	0.0	0.1696	0.0988	0.0	0.0	0.0
57 MSU	3.1647	1.6255	1.1055	0.6609	0.1394	3.9480	2.1077	1.1345	0.3636	0.3709	1.6113	1.1583	0.2954
58 WVR	0.0	0.0	0.1104	0.1560	0.0	0.0	0.0	0.0	0.0445	0.0	0.0	0.3519	0.2308
59 NYK	0.0	0.0	0.0	0.1788	0.0	0.0	0.0	0.0	0.9075	1.3344	3.3641	2.2595	0.9956
60 ALA	0.0	0.0	0.0299	0.0140	0.0	0.0	0.0	0.0	0.0	0.0	0.0	0.0	0.0
61 WI	4.6332	8.7640	1.5254	1.6584	1.3233	2.3152	8.3163	5.1325	2.3660	2.0022	1.4480	3.1066	2.0513
62 IA	3.6266	1.4506	0.3739	0.2981	0.1645	4.9115	2.4893	1.3883	0.4373	0.3892	2.1755	1.0805	0.3724
63 MIN	5.2155	1.3086	0.1298	0.1660	0.1256	5.5249	5.9101	0.6897	0.3795	0.4118	1.5640	1.2167	0.2514
64 VA	0.0	0.0	0.0	0.0	0.0	0.0	0.0	0.0	0.0	0.0	0.0	0.0	0.0
65 NC	0.0	0.0	0.0516	0.0605	0.0	0.0	0.0	0.0	0.0	0.0	0.0	0.0	0.0
66 NH	0.0	0.0	0.0	0.0	0.0	0.0578	0.0	0.0371	0.0338	0.0460	0.5509	0.2948	0.2556
67 GA	0.0	0.0	0.0198	0.0	0.0	0.0	0.0	0.0	0.0	0.0	0.0	0.0	0.0
68 SC	0.0	0.0	0.0217	0.0111	0.0	0.0	0.0	0.0	0.0	0.0	0.0	0.0	0.0
69 MD	0.0	0.0	0.0	0.0176	0.0	0.0	0.0	0.0	0.0844	0.0739	0.0	0.1635	0.1178
70 DE	0.0	0.0	0.0	0.0044	0.0	0.0	0.0	0.0	0.0203	0.0237	0.0	0.0684	0.0360
71 NJ	0.0	0.0	0.0	0.0366	0.0	0.0	0.0	0.0	0.1885	0.1783	0.9888	0.4836	0.3625
72 DC	0.0	0.0	0.0	0.0019	0.0	0.0	0.0	0.0	0.0100	0.0079	0.0	0.0268	0.0147
73 AR	0.0490	0.0265	0.0172	0.0111	0.0008	0.0	0.0	0.0	0.0	0.0024	0.0	0.0	0.0
74 LA	0.0	0.0	0.0	0.0	0.0	0.0	0.0	0.0	0.0	0.0	0.0	0.0	0.0
75 MS	0.0	0.0	0.0	0.0	0.0	0.0	0.0	0.0	0.0	0.0	0.0	0.0	0.0
76 MA	0.0	0.0	0.0	0.0193	0.0	0.0	0.0	0.1779	0.1371	0.1567	1.7481	0.9428	0.7460
77 CT	0.0	0.0	0.0	0.0153	0.0	0.0	0.0	0.0	0.0691	0.0696	0.5063	0.2985	0.1877
78 RI	0.0	0.0	0.0	0.0013	0.0	0.0	0.0	0.0119	0.0092	0.0105	0.1171	0.0632	0.0500
79 ME	0.0	0.0	0.0	0.0	0.0	0.0	0.0	0.3094	0.0	0.0	0.6694	0.4720	0.1430
80 VT	0.0	0.0	0.0	0.0027	0.0	0.0089	0.0	0.0167	0.0164	0.0163	0.1307	0.0639	0.0603

056/84-Mai-21
Ministère des Communications

TABLEAU 5.38 (suite)

MATRICE DES CONTRIBUTIONS SOURCE-RECEPTEUR ETE 1980
DEPOT DE SO2 HUMIDE

	14 GP	15 MTL	16 NB	17 NE	18 ANT	19 TN	20 WNY	21 ENY	22 SNA	23 NNA	24 NDA	25 LAB
1 ABI	0.2219	0.2025	0.0738	0.0172	0.2881	0.0257	0.0111	0.0182	0.0111	0.0660	0.0215	0.5167
2 CQB	0.0255	0.0054	0.0013	0.0006	0.0395	0.0032	0.0002	0.0006	0.0002	0.0011	0.0000	0.1712
3 NQB	0.0006	0.0004	0.0000	0.0000	0.0023	0.0001	0.0000	0.0001	0.0000	0.0001	0.0001	0.0739
10 NMN	0.1239	0.0213	0.0069	0.0068	0.1857	0.0315	0.0069	0.0039	0.0041	0.0074	0.0087	1.3207
11 SMN	0.0249	0.0038	0.0033	0.0016	0.0439	0.0053	0.0004	0.0002	0.0003	0.0027	0.0027	0.0704
12 NWO	0.0566	0.0065	0.0103	0.0038	0.0774	0.0031	0.0010	0.0006	0.0005	0.0053	0.0208	0.2340
13 NEO	1.2921	0.3813	0.4523	0.1624	1.9194	0.1964	0.0834	0.0303	0.0267	0.3168	1.6921	4.8206
14 SUD	6.4513	8.8934	4.4458	1.5935	9.5974	1.5318	2.8056	0.9492	0.5061	4.4148	1.9889	12.3365
15 SWO	1.0942	5.2376	2.8982	2.2116	2.5766	1.6806	30.4020	4.8264	2.5551	5.3742	0.2730	1.3588
16 SEO	0.4600	3.8167	0.9352	0.3836	0.7022	0.3314	0.0150	0.7760	0.3253	2.0100	0.0	0.7024
17 SLV	10.6706	58.5616	19.5214	4.4345	12.4082	3.7612	0.0309	0.0499	0.8989	36.8533	0.0	13.7403
18 NDA	8.1626	5.5573	3.2512	0.9751	11.5993	1.4910	2.5907	0.2322	0.1728	2.7335	94.9709	20.9098
19 GBY	57.5367	0.0433	1.5969	0.2362	27.9507	1.0526	0.0	0.0	0.0053	0.3405	0.0	15.2202
20 NBK	3.1192	0.0095	45.9623	16.7997	6.8940	6.7860	0.0	0.0	0.0016	0.2445	0.0	5.7202
21 NSP	1.1799	0.0109	0.2222	32.1615	3.8871	15.9549	0.0	0.0	0.0	0.0255	0.0	3.6595
22 NFL	0.0229	0.0	0.0242	0.0447	1.1759	50.9049	0.0	0.0	0.0	0.0	0.0	2.7699
50 OHO	0.2493	2.4824	0.7802	3.1456	0.3648	1.7950	21.8328	5.4236	5.0461	2.4379	0.0	0.4036
51 ILL	1.1017	2.2169	1.1753	0.8213	2.8567	0.2282	7.5881	1.1718	0.7657	1.4390	0.0684	0.6133
52 PEN	0.3591	1.5497	0.8658	6.4262	1.5779	2.1054	13.6539	11.2215	9.6163	2.3077	0.0	1.3137
53 IND	0.1986	1.4474	0.4737	0.8163	0.4674	0.3760	7.0566	1.6100	1.3836	1.1953	0.0	0.0
54 KEN	0.1453	0.2047	0.2124	0.4159	0.0	0.1807	1.3822	0.3683	0.4729	0.2246	0.0	0.0
55 MCH	1.6944	5.0693	2.4714	1.3031	4.2094	1.2969	7.3479	1.9634	1.3754	3.6975	0.0540	1.7267
56 TEN	0.0	0.0439	0.0	0.3225	0.0	0.1492	0.4823	0.1253	0.1601	0.0240	0.0	0.0
57 MSU	0.3716	0.3868	0.2459	0.2382	0.9119	0.0	1.4238	0.3366	0.2702	0.3646	0.1287	0.7871
58 WVR	0.1929	0.5235	0.1992	0.8690	0.2151	0.4567	1.1444	0.6382	0.7369	0.6402	0.0	0.1898
59 NYK	1.1203	1.2803	3.5253	8.9276	2.5533	3.3980	0.0366	69.1389	37.4416	10.1103	0.0	3.0903
60 ALA	0.0	0.0	0.0	0.0	0.0	0.0177	0.0666	0.0166	0.0177	0.0138	0.0	0.0
61 WI	0.8999	0.7778	0.3183	0.2460	1.9898	0.0881	1.2541	0.2540	0.1830	0.5323	0.6171	1.5488
62 IA	0.1822	0.1812	0.0457	0.0438	0.3148	0.0	0.3587	0.0642	0.0475	0.0903	0.0870	0.9624
63 MIN	0.1560	0.0827	0.0555	0.0394	0.1265	0.0	0.0622	0.0188	0.0136	0.0700	0.0662	0.2930
64 VA	0.0	0.0359	0.1343	0.4090	0.1216	0.1002	0.0568	0.0464	0.1327	0.2184	0.0	0.2403
65 NC	0.0	0.0248	0.1233	0.1433	0.3896	0.1484	0.2272	0.0512	0.0333	0.0846	0.0	0.4806
66 NH	0.4557	0.0563	1.7220	1.3590	0.5083	0.7610	0.0	0.0012	3.0992	3.8986	0.0	0.6316
67 GA	0.0	0.0	0.0	0.0797	0.0	0.0443	0.0317	0.0363	0.0488	0.0210	0.0	0.0
68 SC	0.0	0.0053	0.0	0.0317	0.0	0.0859	0.0064	0.0016	0.0008	0.0059	0.0	0.1007
69 MD	0.1132	0.2487	0.0609	0.5006	0.1471	0.3327	0.0029	0.1709	0.3271	0.2438	0.0	0.1547
70 DE	0.0398	0.0428	0.0330	0.1430	0.0573	0.1439	0.0	0.0283	0.0705	0.1178	0.0	0.0721
71 NJ	0.1176	0.2960	0.1217	2.2424	0.5710	0.7328	0.0019	0.0594	3.5368	0.6268	0.0	0.4888
72 DC	0.0192	0.0331	0.0153	0.0716	0.0224	0.0343	0.0035	0.0212	0.0314	0.0402	0.0	0.0160
73 AR	0.0	0.0042	0.0	0.0	0.0	0.0	0.0315	0.0098	0.0065	0.0057	0.0	0.0
74 LA	0.0	0.0	0.0	0.0	0.0	0.0	0.0	0.0	0.0	0.0	0.0	0.0
75 MS	0.0	0.0	0.0	0.0039	0.0	0.0	0.0	0.0	0.0028	0.0	0.0	0.0
76 MA	1.1433	0.1020	1.9089	7.3611	1.6803	1.7038	0.0	0.0059	23.6374	1.6533	0.0	1.5942
77 CT	0.1971	0.0624	0.3756	1.5158	0.3044	0.4730	0.0	0.0061	4.5592	0.6285	0.0	0.3941
78 RI	0.0766	0.0068	0.1279	0.4931	0.1126	0.1141	0.0	0.0004	1.5834	0.1107	0.0	0.1068
79 ME	0.6661	0.0298	5.3642	2.8262	1.0663	1.3545	0.0	0.0	0.0051	16.0661	0.0	1.0600
80 VT	0.0578	0.0538	0.2392	0.1723	0.0838	0.1195	0.0008	0.3226	0.8864	0.7358	0.0	0.1069

066/84-Mai-21
Ministère des Communications

TABLEAU 5.39

MATRICE DES CONTRIBUTIONS SOURCE-RECEPTEUR ETE 1980
DEPOT DE SO4 HUMIDE

	1 NEO	2 CEO	3 SWO	4 SEO	5 SUD	6 SBJ	7 PBL	8 NQB	9 OTT	10 ABI	11 NIT	12 CHI	13 LSJ
1 ABI	0.0047	0.0449	0.0048	0.0248	0.0066	0.2205	0.0726	0.3712	0.1714	1.0001	0.3785	0.4086	0.6279
2 CQB	0.0001	0.0007	0.0002	0.0008	0.0000	0.0494	0.0494	0.1567	0.0022	0.0042	0.5687	0.1719	0.0250
3 NQB	0.0005	0.0004	0.0002	0.0006	0.0001	0.0453	0.1179	0.8074	0.0011	0.0032	0.0600	0.0231	0.0064
10 NMN	0.3072	0.8580	0.0564	0.0834	0.0437	4.2047	15.7965	15.9971	0.1084	0.4816	6.2779	1.0351	0.4572
11 SMN	0.0514	0.1268	0.0055	0.0087	0.0049	1.4404	1.0047	0.6359	0.0186	0.1202	0.5716	0.4203	0.0798
12 NWO	0.0542	0.2139	0.0134	0.0173	0.0109	1.6037	1.1365	0.5526	0.0188	0.1935	0.6857	0.7877	0.3034
13 NEO	0.6412	26.7931	0.4961	0.6736	0.6005	13.7968	10.5984	6.1101	0.9026	3.8821	7.8155	7.8536	4.2565
14 SUD	0.4237	13.5819	7.3754	28.9973	84.7262	12.6049	10.9438	11.3386	36.6014	17.9291	16.3199	16.9621	14.9276
15 SWO	0.0	0.0	32.2470	14.0189	0.0	4.9132	0.0	0.0	5.1230	1.8838	0.0	4.7681	4.1570
16 SEO	0.0	0.0	0.0118	0.0264	0.0	0.0536	0.1453	0.1678	0.1844	0.1947	0.7611	0.4596	0.5101
17 SLV	0.0	0.0	0.0	0.1078	0.0	0.8845	0.7863	7.0812	0.8446	1.3594	7.1046	5.5830	9.2792
18 NDA	0.3717	6.8403	1.1574	4.8712	2.0318	17.9459	19.1218	24.7536	6.2781	42.7266	22.7173	21.9915	27.4221
19 GBY	0.0	0.0	0.0	0.0	0.0	0.3960	0.7023	3.4529	0.0	0.0	1.3207	0.9307	0.7624
20 NBK	0.0	0.0	0.0	0.0	0.0	0.0	0.1054	2.5809	0.0	0.0	2.5058	1.5984	0.4396
21 NSP	0.0	0.0	0.0	0.0	0.0	0.0	0.0998	2.2443	0.0	0.0	1.1312	0.6609	0.2045
22 NFL	0.0	0.0	0.0	0.0	0.0	0.0510	0.1724	0.9743	0.0	0.0	0.1883	0.0352	0.0
50 OHO	0.0	0.0	7.1233	7.4517	0.0	0.0	0.0	0.0	1.5681	0.0	0.0	0.0	4.1182
51 ILL	0.5232	12.9338	9.7420	8.9957	3.0338	11.0123	11.3984	5.1922	8.7765	5.5783	4.9706	1.5018	3.6791
52 PEN	0.0	0.0	0.0	1.8116	0.0	0.0	0.0	0.0	2.8970	1.2157	0.0	6.1581	3.0064
53 IND	0.0	6.0942	9.2347	8.3140	1.8115	0.0	0.0	0.0	7.6446	2.9437	0.0	1.1476	2.2230
54 KEN	0.0	0.0	2.8893	1.9668	0.6615	0.0	0.0	0.0	2.5422	1.0033	0.0	0.0	1.0125
55 MCH	0.1965	4.4718	18.8341	13.0297	1.5503	3.2831	0.0	2.8456	13.0523	4.8970	1.9660	1.6769	4.7582
56 TEN	0.0	2.3847	1.8529	0.7605	0.8532	0.0	0.0	0.0	1.1986	0.9734	0.0	0.0	0.0
57 MSU	0.1880	8.0806	3.1970	1.7432	0.7124	6.5795	4.2412	2.7856	0.9940	2.3075	3.1269	2.4713	1.5168
58 WVR	0.0	0.0	0.4249	0.3829	0.0	0.0	0.0	0.0	0.2496	0.0	0.0	1.1341	0.8584
59 NYK	0.0	0.0	0.0	0.3361	0.0	0.0	0.0	0.0	1.1575	1.6826	5.8481	5.1857	3.2364
60 ALA	0.0	0.0	0.1787	0.0711	0.0	0.0	0.0	0.0	0.0	0.0	0.0	0.0	0.0
61 WI	0.3178	10.1562	2.9215	3.9091	2.4842	3.6246	10.2368	7.3151	5.8317	4.4889	2.8969	4.8310	5.2021
62 IA	0.2968	3.9500	1.0443	0.9266	0.8761	7.3003	3.7913	2.4459	1.4917	1.5979	3.3116	2.6560	1.5691
63 MIN	0.3077	3.2758	0.4409	0.5127	0.5807	9.8036	9.4790	0.7931	0.8320	1.6274	3.3241	3.4053	1.0276
64 VA	0.0	0.0	0.0	0.0	0.0	0.0	0.0	0.0	0.0	0.0	0.0	0.0	0.0
65 NC	0.0	0.0	0.3064	0.4506	0.0	0.0	0.0	0.0	0.0	0.0	0.0	0.0	0.0
66 NH	0.0	0.0	0.0	0.0	0.0	0.1580	0.0	0.1003	0.0455	0.0662	0.8071	0.5987	0.2956
67 GA	0.0	0.0	0.2045	0.0	0.0	0.0	0.0	0.0	0.0	0.0	0.0	0.0	0.0
68 SC	0.0	0.0	0.1635	0.0801	0.0	0.0	0.0	0.0	0.0	0.0	0.0	0.0	0.0
69 MD	0.0	0.0	0.0	0.1072	0.0	0.0	0.0	0.0	0.3710	0.3931	0.0	0.3573	0.2233
70 DE	0.0	0.0	0.0	0.0257	0.0	0.0	0.0	0.0	0.0856	0.1097	0.0	0.1111	0.0688
71 NJ	0.0	0.0	0.0	0.1267	0.0	0.0	0.0	0.0	0.5322	0.7319	1.2951	0.9825	0.8628
72 DC	0.0	0.0	0.0	0.0113	0.0	0.0	0.0	0.0	0.0421	0.0399	0.0	0.0581	0.0351
73 AR	0.0086	0.1934	0.0738	0.0680	0.0115	0.0	0.0	0.0	0.0	0.0268	0.0	0.0	0.0
74 LA	0.0	0.0	0.0	0.0	0.0	0.0	0.0	0.0	0.0	0.0	0.0	0.0	0.0
75 MS	0.0	0.0	0.0	0.0	0.0	0.0	0.0	0.0	0.0	0.0	0.0	0.0	0.0
76 MA	0.0	0.0	0.0	0.0489	0.0	0.0	0.0	0.4654	0.2736	0.3211	2.0863	2.4658	1.8634
77 CT	0.0	0.0	0.0	0.0321	0.0	0.0	0.0	0.0	0.1229	0.1727	0.6439	0.7273	0.5876
78 RI	0.0	0.0	0.0	0.0033	0.0	0.0	0.0	0.0312	0.0183	0.0215	0.1398	0.1652	0.1248
79 ME	0.0	0.0	0.0	0.0	0.0	0.0	0.0	0.7686	0.0	0.0	0.9869	0.5560	0.1929
80 VT	0.0	0.0	0.0	0.0037	0.0	0.0288	0.0	0.0330	0.0186	0.0231	0.1902	0.1207	0.0798

056/86-Mai-21
Ministère des Communications

TABLEAU 5.39 (suite)

MATRICE DES CONTRIBUTIONS SOURCE-RECEPTEUR ETE 1980
DEPOT DE SO4 HUMIDE

	14 GP	15 MTL	16 NB	17 NE	18 ANT	19 TN	20 WNY	21 ENY	22 SNA	23 NNA	24 NDA	25 LAB
1 ABI	0.1808	0.1339	0.0852	0.0303	0.2133	0.0488	0.0110	0.0206	0.0166	0.0569	0.0261	0.3442
2 CQB	0.0247	0.0053	0.0026	0.0012	0.0288	0.0050	0.0005	0.0013	0.0003	0.0016	0.0002	0.0803
3 NQB	0.0013	0.0014	0.0001	0.0000	0.0027	0.0003	0.0000	0.0003	0.0000	0.0002	0.0007	0.0361
10 NMN	0.4615	0.1496	0.0353	0.0322	0.4396	0.1003	0.0238	0.0224	0.0265	0.0447	0.0763	2.2443
11 SMN	0.0864	0.0186	0.0158	0.0067	0.0852	0.0212	0.0017	0.0014	0.0018	0.0142	0.0131	0.1141
12 NWO	0.1838	0.0212	0.0416	0.0115	0.1711	0.0105	0.0033	0.0023	0.0018	0.0206	0.0361	0.3021
13 NEO	2.7710	0.8367	1.3625	0.5079	2.9948	0.6968	0.1566	0.0997	0.0916	0.7968	2.1849	4.6765
14 SUD	12.0171	8.7958	8.9414	3.9773	11.8374	4.7546	2.5068	1.5827	1.1564	6.7655	3.1527	13.5137
15 SWO	3.2182	6.3463	6.3185	5.6906	4.8339	5.7610	16.5449	5.0639	3.9263	7.7929	0.3530	2.6046
16 SEO	0.6363	2.1238	0.8931	0.5200	0.7005	0.7265	0.0164	0.5389	0.2638	1.2316	0.0	0.8936
17 SLV	10.4462	31.7340	12.4623	4.5486	10.9326	6.2205	0.0427	0.1198	0.7837	17.8507	0.0	14.6209
18 NDA	9.0949	4.5984	4.6986	1.7418	9.4065	2.9080	2.1417	0.4021	0.3285	3.0223	90.0256	17.0282
19 GBY	24.6470	0.0741	0.9314	0.2406	9.6560	1.5446	0.0	0.0	0.0193	0.3514	0.0	6.6464
20 NBK	2.6876	0.0206	20.6870	6.2389	5.2278	5.8284	0.0	0.0	0.0045	0.2382	0.0	4.3947
21 NSP	1.3901	0.0183	0.2648	11.0123	2.3144	8.9826	0.0	0.0	0.0	0.0457	0.0	2.4730
22 NFL	0.0501	0.0	0.0182	0.0502	0.5705	16.4197	0.0	0.0	0.0	0.0	0.0	1.6082
50 OHO	1.0068	6.4914	3.4879	9.7797	1.2107	8.1980	21.9915	12.0266	12.3744	7.4883	0.0	1.1688
51 ILL	3.8956	6.7080	5.1043	3.3450	8.1472	0.9846	11.4949	3.7530	3.1288	5.4026	0.6122	1.7646
52 PEN	1.8985	3.3647	2.7355	11.6266	3.6032	6.8602	8.6564	11.7846	12.2421	4.0296	0.0	2.5472
53 IND	0.9399	6.2514	1.9544	2.8926	1.7409	1.9398	11.5613	4.6513	4.9632	5.0886	0.0	0.0
54 KEN	0.9289	1.2724	1.4680	1.4475	0.0	0.8941	4.0955	1.6560	2.0935	1.1881	0.0	0.0
55 MCH	3.6386	9.3567	7.9321	4.4085	7.1244	4.8447	8.1719	4.5962	4.1249	9.0529	0.2968	3.6166
56 TEN	0.0	0.3872	0.0	1.4008	0.0	0.7379	1.7855	0.4769	0.7246	0.0938	0.0	0.0
57 MSU	1.2366	1.3670	1.3564	1.0493	2.2392	0.0	3.3708	1.3485	1.2225	1.4478	1.3843	1.6210
58 WVR	1.0454	1.6362	0.8907	2.5122	0.8116	2.1559	2.0800	2.0018	2.2428	1.5817	0.0	0.3214
59 NYK	5.3777	1.9685	6.2519	9.8777	3.3391	7.4761	0.0783	46.5158	24.0872	8.2804	0.0	4.1486
60 ALA	0.0	0.0	0.0	0.0	0.0	0.0982	0.2596	0.1265	0.1443	0.0974	0.0	0.0
61 WI	2.7434	2.7821	1.5669	1.0892	3.9818	0.2741	2.5289	1.1932	0.9665	1.9713	1.1801	2.2916
62 IA	0.9103	0.7162	0.2612	0.1925	0.8603	0.0	0.8014	0.3467	0.3056	0.4195	0.3971	2.0095
63 MIN	0.6007	0.4139	0.2820	0.1933	0.2223	0.0	0.2345	0.1292	0.0958	0.3569	0.2609	0.5212
64 VA	0.0	0.1686	0.5278	1.1140	0.2970	0.3409	0.1817	0.2032	0.4221	0.5767	0.0	0.4636
65 NC	0.0	0.2155	0.6786	0.5673	1.0865	0.4447	0.9553	0.3269	0.1807	0.4578	0.0	1.0185
66 NH	0.8113	0.0661	1.2028	0.9673	0.4955	1.1050	0.0	0.0036	1.8819	1.9990	0.0	0.7379
67 GA	0.0	0.0	0.0	0.3810	0.0	0.2204	0.1361	0.1789	0.2395	0.1004	0.0	0.0
68 SC	0.0	0.0426	0.0	0.1182	0.0	0.3859	0.0325	0.0162	0.0078	0.0462	0.0	0.2667
69 MD	0.4838	0.5586	0.1885	0.9103	0.4509	0.8761	0.0189	0.3053	0.4103	0.3636	0.0	0.4267
70 DE	0.1566	0.1131	0.0756	0.2734	0.1953	0.3539	0.0	0.0552	0.0958	0.1468	0.0	0.1653
71 NJ	0.5536	0.5939	0.4221	2.2858	1.2127	1.8617	0.0075	0.0980	2.5820	0.7659	0.0	0.8935
72 DC	0.0782	0.0738	0.0502	0.1281	0.0695	0.0853	0.0076	0.0413	0.0526	0.0738	0.0	0.0420
73 AR	0.0	0.0289	0.0	0.0	0.0	0.0	0.0989	0.0580	0.0395	0.0361	0.0	0.0
74 LA	0.0	0.0	0.0	0.0	0.0	0.0	0.0	0.0	0.0	0.0	0.0	0.0
75 MS	0.0	0.0	0.0	0.0171	0.0	0.0	0.0	0.0	0.0067	0.0	0.0	0.0
76 MA	3.6593	0.2999	2.8820	5.4369	1.6991	3.0336	0.0	0.0193	14.3959	1.7767	0.0	2.2118
77 CT	0.7808	0.1385	0.6110	1.3845	0.5018	0.9690	0.0	0.0120	2.8267	0.6818	0.0	0.6541
78 RI	0.2451	0.0201	0.1931	0.3642	0.1138	0.2032	0.0	0.0013	0.9643	0.1190	0.0	0.1482
79 ME	0.9864	0.0467	2.9334	1.4687	1.0811	1.4177	0.0	0.0	0.0088	7.7239	0.0	1.2407
80 VT	0.1260	0.0405	0.1858	0.1586	0.1011	0.2109	0.0016	0.2191	0.5482	0.4004	0.0	0.1398

068/84-Mai-21
Ministère des Communications

TABLEAU 5.40

MATRICE DES CONTRIBUTIONS SOURCE-RECEPTEUR ETE 1980
DEPOT DE SOUFRE HUMIDE

	1 NEO	2 CEO	3 SWO	4 SEO	5 SUD	6 SBJ	7 PBL	8 NQB	9 OTT	10 ABI	11 NIT	12 CHI	13 LSJ
1 ABI	0.0005	0.0418	0.0038	0.0288	0.0044	0.3414	0.0738	0.4588	0.2507	1.3228	0.5283	0.6400	0.9699
2 CQB	0.0000	0.0004	0.0001	0.0006	0.0000	0.0710	0.0814	0.2711	0.0019	0.0032	1.3711	0.3288	0.0290
3 NQB	0.0000	0.0002	0.0001	0.0003	0.0000	0.0504	0.1642	2.0376	0.0007	0.0018	0.0827	0.0240	0.0044
10 NMN	0.0180	0.4897	0.0274	0.0420	0.0177	3.7293	15.7601	15.7840	0.0572	0.2307	5.5045	0.7851	0.2485
11 SMN	0.0029	0.0782	0.0025	0.0047	0.0021	1.1220	0.8265	0.5554	0.0107	0.0638	0.4535	0.2970	0.0489
12 NWO	0.0050	0.1895	0.0067	0.0095	0.0052	1.7845	1.1931	0.6021	0.0104	0.1283	0.6554	0.6342	0.1990
13 NEO	0.0712	36.9208	0.3657	0.4651	0.4548	16.1937	11.5675	6.3364	0.7086	3.6936	8.5205	8.5016	3.9605
14 SUD	0.0390	17.4299	8.5859	39.0426	91.1111	11.4814	11.5183	11.0676	50.5735	19.4170	15.6637	15.2047	14.2971
15 SWO	0.0	0.0	40.6764	18.5589	0.0	4.1661	0.0	0.0	5.3254	1.2896	0.0	3.4879	2.7514
16 SEO	0.0	0.0	0.0092	0.0281	0.0	0.0380	0.1052	0.1370	0.2564	0.1607	0.6261	0.3545	0.5285
17 SLV	0.0	0.0	0.0	0.0858	0.0	0.7445	0.6028	6.1113	0.8563	1.1983	6.0819	5.2462	13.2353
18 NDA	0.0386	8.7139	1.1415	5.9588	1.8886	26.5205	23.6116	28.7690	8.3050	55.4953	29.1429	33.4906	39.0795
19 GBY	0.0	0.0	0.0	0.0	0.0	0.2831	0.5805	3.3804	0.0	0.0	1.3245	1.1538	0.9153
20 NBK	0.0	0.0	0.0	0.0	0.0	0.0	0.0774	2.1834	0.0	0.0	2.2286	1.6506	0.4204
21 NSP	0.0	0.0	0.0	0.0	0.0	0.0	0.0800	2.0523	0.0	0.0	1.0017	0.5156	0.1882
22 NFL	0.0	0.0	0.0	0.0	0.0	0.0437	0.1719	1.0037	0.0	0.0	0.1506	0.0249	0.0
50 OHO	0.0	0.0	5.9936	5.2182	0.0	0.0	0.0	0.0	1.3012	0.0	0.0	0.0	2.3182
51 ILL	0.0272	8.7696	7.3733	5.8503	1.5542	7.7124	9.3200	4.1859	6.1926	3.0735	3.9261	1.2845	2.5733
52 PEN	0.0	0.0	0.0	1.1637	0.0	0.0	0.0	0.0	1.6437	0.5682	0.0	4.4997	1.8674
53 IND	0.0	4.1805	6.5350	4.7967	0.8537	0.0	0.0	0.0	4.4627	1.3868	0.0	0.7161	1.2016
54 KEN	0.0	0.0	1.3591	0.9527	0.2489	0.0	0.0	0.0	1.3450	0.4419	0.0	0.0	0.5357
55 MCH	0.0150	4.2942	21.9211	12.0547	1.0191	2.9647	0.0	2.2865	10.1670	3.0501	1.8662	1.8288	3.4711
56 TEN	0.0	1.1080	0.7750	0.3486	0.2878	0.0	0.0	0.0	0.5919	0.4045	0.0	0.0	0.0
57 MSU	0.0114	4.0080	1.7955	1.0676	0.2967	5.4166	3.4084	2.2315	0.6223	1.0477	2.5402	1.8529	0.8216
58 WVR	0.0	0.0	0.2142	0.2412	0.0	0.0	0.0	0.0	0.1286	0.0	0.0	0.7651	0.5013
59 NYK	0.0	0.0	0.0	0.2378	0.0	0.0	0.0	0.0	1.0100	1.4561	4.8871	3.8058	1.9616
60 ALA	0.0	0.0	0.0790	0.0355	0.0	0.0	0.0	0.0	0.0	0.0	0.0	0.0	0.0
61 WI	0.0181	9.2780	1.9862	2.5041	1.6417	3.0467	9.4873	6.5826	3.7880	2.8718	2.3368	4.0174	3.4080
62 IA	0.0158	2.3744	0.5952	0.5344	0.3598	6.2446	3.2829	2.0908	0.8702	0.8113	2.8718	1.9137	0.8883
63 MIN	0.0187	2.0350	0.2325	0.2962	0.2505	7.9119	8.0871	0.7584	0.5653	0.8364	2.6430	2.3733	0.5860
64 VA	0.0	0.0	0.0	0.0	0.0	0.0	0.0	0.0	0.0	0.0	0.0	0.0	0.0
65 NC	0.0	0.0	0.1357	0.2070	0.0	0.0	0.0	0.0	0.0	0.0	0.0	0.0	0.0
66 NH	0.0	0.0	0.0	0.0	0.0	0.1137	0.0	0.0791	0.0386	0.0531	0.7080	0.4556	0.2728
67 GA	0.0	0.0	0.0807	0.0	0.0	0.0	0.0	0.0	0.0	0.0	0.0	0.0	0.0
68 SC	0.0	0.0	0.0684	0.0370	0.0	0.0	0.0	0.0	0.0	0.0	0.0	0.0	0.0
69 MD	0.0	0.0	0.0	0.0512	0.0	0.0	0.0	0.0	0.2020	0.1855	0.0	0.2659	0.1632
70 DE	0.0	0.0	0.0	0.0124	0.0	0.0	0.0	0.0	0.0471	0.0537	0.0	0.0910	0.0502
71 NJ	0.0	0.0	0.0	0.0705	0.0	0.0	0.0	0.0	0.3296	0.3717	1.1764	0.7476	0.5780
72 DC	0.0	0.0	0.0	0.0054	0.0	0.0	0.0	0.0	0.0232	0.0191	0.0	0.0433	0.0235
73 AR	0.0004	0.0882	0.0359	0.0325	0.0037	0.0	0.0	0.0	0.0	0.0110	0.0	0.0	0.0
74 LA	0.0	0.0	0.0	0.0	0.0	0.0	0.0	0.0	0.0	0.0	0.0	0.0	0.0
75 MS	0.0	0.0	0.0	0.0	0.0	0.0	0.0	0.0	0.0	0.0	0.0	0.0	0.0
76 MA	0.0	0.0	0.0	0.0305	0.0	0.0	0.0	0.3689	0.1931	0.2141	1.9554	1.7476	1.2276
77 CT	0.0	0.0	0.0	0.0217	0.0	0.0	0.0	0.0	0.0912	0.1056	0.5908	0.5251	0.3601
78 RI	0.0	0.0	0.0	0.0020	0.0	0.0	0.0	0.0247	0.0129	0.0143	0.1310	0.1171	0.0822
79 ME	0.0	0.0	0.0	0.0	0.0	0.0	0.0	0.6146	0.0	0.0	0.8641	0.5164	0.1645
80 VT	0.0	0.0	0.0	0.0031	0.0	0.0200	0.0	0.0275	0.0173	0.0186	0.1672	0.0939	0.0687

065/84-Mai-21
Ministère des Communications

TABLEAU 5.40 (suite)

MATRICE DES CONTRIBUTIONS SOURCE-RECEPTEUR ETE 1980
DEPOT DE SOUFRE HUMIDE

	14 GP	15 MTL	16 NB	17 NE	18 ANT	19 TN	20 WNY	21 ENY	22 SNA	23 NNA	24 NDA	25 LAB
1 ABI	0.2042	0.1759	0.0786	0.0236	0.2437	0.0373	0.0111	0.0190	0.0131	0.0622	0.0227	0.4035
2 CQB	0.0251	0.0054	0.0019	0.0009	0.0332	0.0041	0.0003	0.0009	0.0002	0.0013	0.0001	0.1115
3 NQB	0.0009	0.0008	0.0001	0.0000	0.0025	0.0002	0.0000	0.0001	0.0000	0.0001	0.0003	0.0491
10 NMN	0.2701	0.0710	0.0188	0.0192	0.3363	0.0661	0.0139	0.0102	0.0124	0.0232	0.0265	1.9268
11 SMN	0.0515	0.0095	0.0086	0.0041	0.0684	0.0133	0.0010	0.0006	0.0009	0.0076	0.0055	0.0991
12 NWO	0.1117	0.0122	0.0235	0.0076	0.1329	0.0068	0.0020	0.0012	0.0010	0.0118	0.0248	0.2786
13 NEO	1.9330	0.5578	0.8356	0.3314	2.5566	0.4480	0.1138	0.0540	0.0507	0.5205	1.8217	4.7252
14 SUD	8.8639	8.8559	6.3386	2.7591	10.9278	3.1534	2.6814	1.1654	0.7465	5.4120	2.2954	13.1111
15 SWO	2.0139	5.6682	4.3378	3.9135	3.9147	3.7334	24.6575	4.9087	3.0626	6.4001	0.2941	2.1767
16 SEO	0.5363	3.1616	0.9172	0.4503	0.7013	0.5302	0.0156	0.6950	0.3024	1.6798	0.0	0.8280
17 SLV	10.5737	48.1665	16.5482	4.4901	11.5315	4.9989	0.0358	0.0738	0.8561	28.7899	0.0	14.3165
18 NDA	8.5662	5.1879	3.8610	1.3506	10.2977	2.2037	2.4043	0.2901	0.2304	2.8561	93.6685	18.3657
19 GBY	43.2910	0.0552	1.3167	0.2384	17.1005	1.2999	0.0	0.0	0.0104	0.3451	0.0	9.5908
20 NBK	2.9325	0.0138	35.3231	11.6334	5.9065	6.3032	0.0	0.0	0.0027	0.2418	0.0	4.8493
21 NSP	1.2703	0.0138	0.2402	21.8127	2.9543	12.4430	0.0	0.0	0.0	0.0341	0.0	2.8813
22 NFL	0.0347	0.0	0.0217	0.0474	0.8172	33.5638	0.0	0.0	0.0	0.0	0.0	2.0076
50 OHO	0.5773	4.0345	1.9199	6.3905	0.8665	5.0160	21.8987	7.6753	7.7577	4.5814	0.0	0.9056
51 ILL	2.3116	3.9566	2.8301	2.0562	5.9952	0.6085	9.2098	2.0525	1.6407	3.1222	0.2116	1.3688
52 PEN	1.0256	2.2522	1.6530	8.9693	2.7795	4.4961	11.5820	11.4185	10.5894	3.0378	0.0	2.1234
53 IND	0.5194	3.3074	1.0972	1.8326	1.2227	1.1624	8.9235	2.6480	2.7090	2.8463	0.0	0.0
54 KEN	0.4845	0.6183	0.7410	0.9206	0.0	0.5395	2.5071	0.8079	1.0729	0.6335	0.0	0.0
55 MCH	2.5364	6.7306	4.7697	2.8226	5.9387	3.0816	7.6891	2.8616	2.3928	5.9712	0.1179	2.9673
56 TEN	0.0	0.1769	0.0	0.8497	0.0	0.4452	1.0225	0.2452	0.3690	0.0536	0.0	0.0
57 MSU	0.7461	0.7664	0.7133	0.6351	1.6986	0.0	2.2306	0.6819	0.6226	0.8245	0.4593	1.3345
58 WVR	0.5620	0.9545	0.4904	1.6730	0.5690	1.3115	1.5322	1.1038	1.2941	1.0399	0.0	0.2762
59 NYK	2.9642	1.5475	4.6747	9.3938	3.0189	5.4507	0.0539	61.4140	32.4944	9.3342	0.0	3.7851
60 ALA	0.0	0.0	0.0	0.0	0.0	0.0582	0.1466	0.0541	0.0646	0.0492	0.0	0.0
61 WI	1.6984	1.5541	0.8442	0.6584	3.1706	0.1816	1.7824	0.5745	0.4731	1.1430	0.7654	2.0357
62 IA	0.4975	0.3885	0.1365	0.1166	0.6382	0.0	0.5424	0.1606	0.1430	0.2300	0.1687	1.6492
63 MIN	0.3486	0.2110	0.1508	0.1147	0.1833	0.0	0.1336	0.0565	0.0440	0.1917	0.1174	0.4428
64 VA	0.0	0.0873	0.3000	0.7539	0.2256	0.2213	0.1085	0.0999	0.2398	0.3704	0.0	0.3868
65 NC	0.0	0.0987	0.3571	0.3507	0.8032	0.2974	0.5288	0.1453	0.0879	0.2430	0.0	0.8338
66 NH	0.6098	0.0601	1.5027	1.1671	0.5009	0.9339	0.0	0.0020	2.6492	3.0921	0.0	0.7013
67 GA	0.0	0.0	0.0	0.2270	0.0	0.1328	0.0750	0.0850	0.1194	0.0547	0.0	0.0
68 SC	0.0	0.0198	0.0	0.0740	0.0	0.2368	0.0172	0.0066	0.0034	0.0230	0.0	0.2096
69 MD	0.2736	0.3686	0.1146	0.7013	0.3273	0.6060	0.0095	0.2169	0.3579	0.2947	0.0	0.3334
70 DE	0.0904	0.0700	0.0510	0.2068	0.1392	0.2496	0.0	0.0375	0.0798	0.1301	0.0	0.1333
71 NJ	0.3063	0.4114	0.2482	2.2636	0.9515	1.3004	0.0043	0.0726	3.1831	0.6859	0.0	0.7544
72 DC	0.0447	0.0489	0.0300	0.0992	0.0503	0.0600	0.0052	0.0280	0.0392	0.0545	0.0	0.0331
73 AR	0.0	0.0138	0.0	0.0	0.0	0.0	0.0594	0.0262	0.0187	0.0186	0.0	0.0
74 LA	0.0	0.0	0.0	0.0	0.0	0.0	0.0	0.0	0.0	0.0	0.0	0.0
75 MS	0.0	0.0	0.0	0.0103	0.0	0.0	0.0	0.0	0.0043	0.0	0.0	0.0
76 MA	2.2329	0.1787	2.3183	6.4206	1.6917	2.3719	0.0	0.0105	20.2208	1.7060	0.0	1.9997
77 CT	0.4499	0.0919	0.4747	1.4517	0.4215	0.7226	0.0	0.0081	3.9175	0.6513	0.0	0.5647
78 RI	0.1496	0.0120	0.1553	0.4301	0.1133	0.1589	0.0	0.0007	1.3545	0.1143	0.0	0.1340
79 ME	0.8049	0.0363	4.3398	2.1625	1.0750	1.3860	0.0	0.0	0.0065	12.5248	0.0	1.1784
80 VT	0.0873	0.0487	0.2167	0.1656	0.0941	0.1654	0.0011	0.2873	0.7613	0.5935	0.0	0.1285

086/84-Mai-21
Ministère des Communications

TABLEAU 5.41

MATRICE DES CONTRIBUTIONS SOURCE-RECEPTEUR AUTOMNE 1980
CONCENTRATION DE SO2 SEC

	1 NEO	2 CEO	3 SWO	4 SEO	5 SUD	6 SBJ	7 PBL	8 NQB	9 OTT	10 ABI	11 NIT	12 CHI	13 LSJ
1 ABI	0.0712	0.0000	0.0024	0.0151	0.0015	0.1365	0.1505	0.1531	0.0809	0.8417	0.1455	0.1611	0.3231
2 CQB	0.0052	0.0000	0.0001	0.0004	0.0002	0.0205	0.0427	0.0474	0.0011	0.0020	0.1570	0.0395	0.0091
3 NQB	0.0010	0.0000	0.0000	0.0002	0.0	0.0038	0.0133	0.4216	0.0006	0.0007	0.0134	0.0026	0.0007
10 NMN	5.5413	0.0005	0.0395	0.0780	0.0263	0.7636	6.8733	4.9728	0.0867	0.2142	0.8672	0.2425	0.1273
11 SMN	0.8371	0.0001	0.0065	0.0110	0.0027	0.2818	0.4021	0.1416	0.0136	0.0435	0.0769	0.0878	0.0182
12 NWO	1.7738	0.0001	0.0108	0.0114	0.0085	0.4057	1.4347	0.2093	0.0107	0.0761	0.1867	0.1135	0.0620
13 NEO	25.5000	0.0143	0.4158	1.0540	1.1052	9.1520	9.9700	3.8157	0.8742	3.0580	2.5585	2.5185	1.6156
14 SUD	6.1581	0.0069	4.3325	18.7210	76.5353	17.4588	11.3686	10.7179	17.5682	15.0892	9.5102	12.0590	9.4117
15 SWO	0.2245	0.0003	27.8741	11.9627	0.2021	0.3100	0.8996	6.6194	9.6812	6.4604	6.5420	7.1739	7.2568
16 SEO	0.0	0.0	0.0087	0.0354	0.0242	0.1207	0.0869	0.5501	0.0680	0.0384	0.5567	0.7154	0.8156
17 SLV	0.0	0.0	0.0	0.0972	0.0	0.6919	0.8273	4.5087	0.9456	0.9297	4.4477	4.5891	7.4712
18 NDA	5.2439	0.0017	0.3022	2.5134	0.4590	21.5934	13.2901	8.9971	6.5000	25.1429	8.9830	10.6013	9.7253
19 GBY	0.0	0.0	0.0	0.0	0.0	0.0	0.3047	0.9335	0.0	0.0	0.5872	0.5451	0.5304
20 NBK	0.0	0.0	0.0	0.0	0.0	0.0243	0.0	0.3063	0.0	0.0019	0.0661	0.4125	0.2734
21 NSP	0.0	0.0	0.0	0.0	0.0	0.0140	0.0	0.1552	0.0	0.0024	0.0408	0.1430	0.0760
22 NFL	0.0	0.0	0.0	0.0	0.0	0.0	0.0	0.0	0.0	0.0	0.0769	0.1577	0.0463
50 OHO	0.0	0.0	12.4061	17.2677	0.0	1.3209	4.9505	9.8564	19.7564	6.3901	13.2853	10.1445	12.3658
51 ILL	10.3859	0.0152	9.3604	7.1136	6.2135	14.0545	17.8231	7.4366	8.6767	9.9540	5.6289	4.9438	5.5115
52 PEN	0.0	0.0002	1.1386	10.3544	0.0	0.0	0.0	8.7917	4.0353	2.3479	7.1932	9.1302	11.8608
53 IND	0.9792	0.0050	9.6782	7.3508	3.0776	5.6951	7.3008	4.9427	8.8545	7.3015	5.3780	4.4760	5.0090
54 KEN	0.0	0.0004	1.8707	1.7792	0.2371	0.5996	0.9915	2.1547	2.6357	1.5822	2.6528	1.7645	1.6621
55 MCH	0.2973	0.0090	23.7941	11.8221	6.9534	10.7100	3.7458	10.4572	10.1204	10.1578	12.4175	9.6923	6.5369
56 TEN	0.0	0.0	0.7737	0.6726	0.0	0.0	0.0	1.1391	1.3055	0.6831	1.5714	1.0554	0.9105
57 MSU	10.4098	0.0050	2.4246	2.0112	1.1986	3.8563	3.2575	0.9514	2.9551	2.9444	3.0440	2.0610	1.5479
58 WVR	0.0	0.0	0.4560	1.9777	0.0	0.0	0.0	2.2173	1.4334	0.3840	1.6342	1.9381	2.8241
59 NYK	0.0	0.0	0.0	0.0093	0.0	0.0	0.0	0.6232	0.0	0.0	3.4467	3.7127	4.0255
60 ALA	0.0	0.0	0.2493	0.2188	0.0	0.0	0.0	0.3855	0.2214	0.0	0.2916	0.3308	0.3100
61 WI	15.3580	0.0101	2.8209	2.9001	2.9322	6.2291	7.0853	3.1847	1.9744	4.1868	3.1574	4.4135	2.6505
62 IA	6.4979	0.0020	1.0159	0.9021	0.6251	2.4889	2.0855	0.8401	1.2118	1.0181	1.2740	1.2096	0.9497
63 MIN	10.7159	0.0016	0.5426	0.5041	0.3501	4.0686	7.0962	2.0081	0.5283	0.8563	1.8411	1.3584	0.7709
64 VA	0.0	0.0000	0.1013	0.1424	0.0058	0.0	0.0	0.6303	0.0742	0.0061	0.4817	0.3076	0.6239
65 NC	0.0	0.0000	0.1013	0.1154	0.0084	0.0	0.0	0.3662	0.1920	0.1803	0.1788	0.1401	0.1331
66 NH	0.0	0.0	0.0	0.0	0.0	0.0	0.0	0.0839	0.0	0.0	0.1844	0.3138	0.1977
67 GA	0.0	0.0	0.1018	0.1036	0.0	0.0	0.0	0.2866	0.0	0.0	0.0	0.1704	0.1947
68 SC	0.0	0.0	0.0288	0.0338	0.0048	0.0	0.0	0.0	0.0	0.0	0.0	0.0	0.0
69 MD	0.0	0.0	0.0182	0.0634	0.0	0.0	0.0	0.3334	0.0724	0.0061	0.1101	0.3184	0.6179
70 DE	0.0	0.0	0.0005	0.0189	0.0	0.0	0.0	0.0484	0.0125	0.0	0.0277	0.0289	0.1360
71 NJ	0.0	0.0	0.0011	0.0319	0.0	0.0	0.0	0.1543	0.0	0.0	0.1519	0.7174	0.9184
72 DC	0.0	0.0000	0.0018	0.0084	0.0012	0.0	0.0	0.0623	0.0045	0.0017	0.0271	0.0585	0.0954
73 AR	0.0	0.0001	0.0982	0.0543	0.0272	0.0	0.0	0.0602	0.0815	0.0988	0.0890	0.0894	0.0673
74 LA	0.0	0.0	0.0016	0.0	0.0	0.0	0.0	0.0	0.0	0.0	0.0	0.0	0.0
75 MS	0.0	0.0000	0.0219	0.0268	0.0	0.0	0.0	0.0	0.0	0.0	0.0	0.0	0.0149
76 MA	0.0	0.0	0.0	0.0054	0.0	0.0	0.0	0.2436	0.0	0.0	0.5761	1.4141	1.5770
77 CT	0.0	0.0	0.0	0.0008	0.0	0.0	0.0	0.0274	0.0	0.0	0.3814	0.3583	0.4284
78 RI	0.0	0.0	0.0	0.0004	0.0	0.0	0.0	0.0163	0.0	0.0	0.0386	0.0947	0.1056
79 ME	0.0	0.0	0.0	0.0	0.0	0.0	0.0	0.1139	0.0	0.0	0.0530	0.1358	0.1072
80 VT	0.0	0.0	0.0	0.0113	0.0	0.0	0.0	0.0353	0.0236	0.0	0.0685	0.0593	0.0852

086/84-Mai-21
Ministère des Communications

TABLEAU 5.41 (suite)

MATRICE DES CONTRIBUTIONS SOURCE-RECEPTEUR AUTOMNE 1980
CONCENTRATION DE SO2 SEC

	14 GP	15 MTL	16 NB	17 NE	18 ANT	19 TN	20 WNY	21 ENY	22 SNA	23 NNA	24 NDA	25 LAB
1 ABI	0.0768	0.0992	0.0565	0.0269	0.0416	0.0346	0.0024	0.0112	0.0176	0.0605	0.0201	0.0942
2 CQB	0.0143	0.0016	0.0029	0.0018	0.0123	0.0040	0.0002	0.0002	0.0001	0.0009	0.0005	0.0206
3 NQB	0.0020	0.0001	0.0001	0.0001	0.0025	0.0012	0.0001	0.0001	0.0000	0.0000	0.0005	0.0371
10 NMN	0.1827	0.0557	0.0804	0.0413	0.0514	0.0677	0.0230	0.0136	0.0136	0.0384	0.0288	0.2789
11 SMN	0.0236	0.0087	0.0033	0.0060	0.0265	0.0112	0.0021	0.0018	0.0018	0.0068	0.0091	0.0317
12 NWO	0.0521	0.0146	0.0203	0.0128	0.0734	0.0286	0.0040	0.0018	0.0018	0.0111	0.0301	0.0835
13 NEO	0.9889	0.5598	0.5166	0.2410	1.3043	0.6378	0.1340	0.1040	0.0902	0.3500	3.1579	1.3334
14 SUD	3.7126	5.2471	3.8661	2.1055	4.9903	2.0516	1.6014	1.2282	1.2568	3.9953	7.6589	6.9944
15 SWO	3.2925	6.1222	5.0505	3.1256	5.1279	3.5360	16.5555	3.2972	2.3508	5.2295	0.5040	5.5808
16 SEO	0.7974	1.7380	0.6677	0.3738	0.8847	0.5229	0.0335	0.5938	0.3913	0.7237	0.0056	0.9115
17 SLV	11.3020	28.7466	9.0508	3.6607	11.9462	5.3837	0.0	0.2204	1.0664	14.2146	0.0	10.9980
18 NDA	3.0223	3.9628	2.4891	1.1827	3.7874	1.5227	0.6744	0.3596	0.4959	2.3165	71.7486	4.3774
19 GBY	16.3929	0.0645	0.8477	0.6718	10.0769	2.5214	0.0	0.0	0.0248	0.3679	0.0	3.6186
20 NBK	1.1789	0.0	8.7826	9.9295	7.4225	6.9879	0.0	0.0	0.0415	0.1095	0.0	3.0571
21 NSP	0.7428	0.0008	0.2485	15.5193	3.7315	9.1905	0.0	0.0	0.0	0.0288	0.0	2.5276
22 NFL	0.2718	0.0107	0.1014	0.0652	0.6141	34.0588	0.0	0.0	0.0024	0.0321	0.0	1.2686
50 OHO	5.6763	12.4158	6.8739	9.3908	3.4669	5.0680	25.1258	7.9409	8.0918	10.7195	0.0	6.5435
51 ILL	3.6428	4.1532	4.0025	2.4130	3.1124	1.5102	6.2171	2.0496	2.1174	4.3733	4.9685	4.3646
52 PEN	11.4371	11.1653	10.0992	10.5162	7.2848	3.8571	19.9034	12.7284	9.4384	10.1814	0.0	10.9939
53 IND	2.4606	4.7634	3.4772	2.7743	3.0603	2.2202	8.2297	2.6697	2.5429	4.4121	1.9851	3.1503
54 KEN	0.4527	1.1683	0.4661	1.5901	0.4012	0.3142	1.9293	0.9166	1.2799	0.8228	0.1566	1.6622
55 MCH	4.7037	6.2025	5.2127	3.1257	5.7774	2.4956	9.2988	2.7243	2.6368	5.6096	4.8946	5.3153
56 TEN	0.2398	0.6246	0.3244	0.4355	0.0	0.0	1.2016	0.4139	0.4391	0.2894	0.0	1.1764
57 MSU	1.0444	1.4059	1.0557	1.0673	0.9851	0.2429	2.0841	0.5723	0.7544	1.3415	1.8104	1.8280
58 WVR	1.5225	2.8904	2.1176	2.9547	0.4491	0.2236	3.0394	2.1533	2.1362	2.5808	0.0	1.8526
59 NYK	9.1043	3.1570	12.0287	9.8980	8.5498	7.2467	0.0062	56.5049	26.0158	11.5777	0.0	7.3552
60 ALA	0.4086	0.2561	0.1521	0.0758	0.1552	0.0	0.2336	0.0714	0.0531	0.1225	0.0	0.4366
61 WI	2.1112	1.1841	0.8024	0.5713	1.5793	0.2751	1.5210	0.6602	0.5617	0.9165	2.1291	2.5271
62 IA	0.8519	0.5390	0.4387	0.2442	0.8084	0.3183	0.7534	0.2802	0.1638	0.4517	0.5573	0.9881
63 MIN	0.6715	0.2655	0.2985	0.1115	0.4143	0.2500	0.2210	0.0874	0.0492	0.2055	0.2843	0.8992
64 VA	0.9415	0.4705	0.8823	0.9774	0.3565	0.4189	0.2021	0.4884	0.9040	0.9095	0.0095	0.7902
65 NC	0.4904	0.3011	0.6566	0.5999	0.3679	0.4029	0.0630	0.2973	0.4454	0.6307	0.0	0.5881
66 NH	1.2596	0.0721	2.0244	1.1614	1.4028	1.1511	0.0	0.0199	2.5725	1.6438	0.0	0.9334
67 GA	0.4222	0.1639	0.1358	0.0977	0.1537	0.0	0.1900	0.0581	0.0599	0.1115	0.0	0.3768
68 SC	0.1420	0.0109	0.1148	0.0662	0.1216	0.0627	0.0680	0.0516	0.0719	0.0794	0.0	0.0626
69 MD	1.6734	0.6332	1.5135	1.4864	1.0683	0.3124	0.3382	1.0406	1.6484	1.6173	0.0101	0.8835
70 DE	0.4020	0.1270	0.4833	0.4714	0.4664	0.0916	0.0561	0.1492	0.4753	0.4532	0.0	0.2321
71 NJ	2.1390	0.5846	3.0811	2.4723	2.6192	0.8804	0.0875	1.3653	3.7857	2.5614	0.0	1.1731
72 DC	0.2342	0.0929	0.2032	0.1928	0.0982	0.0296	0.0463	0.1237	0.2155	0.2020	0.0	0.1332
73 AR	0.0353	0.0245	0.0208	0.0225	0.0	0.0285	0.0770	0.0300	0.0405	0.0139	0.0304	0.0675
74 LA	0.0	0.0	0.0	0.0	0.0	0.0	0.0219	0.0101	0.0142	0.0	0.0	0.0
75 MS	0.0423	0.0461	0.0717	0.0421	0.0484	0.0405	0.0482	0.0289	0.0196	0.0590	0.0	0.0
76 MA	3.1603	0.3021	5.5539	6.1146	3.6259	3.0260	0.0058	0.3837	22.3856	2.8330	0.0	2.2098
77 CT	1.0360	0.2335	1.6357	1.6105	1.1558	0.7818	0.0005	0.1669	3.2556	1.0959	0.0	0.7417
78 RI	0.2117	0.0202	0.3720	0.4096	0.2429	0.2027	0.0004	0.0257	1.4995	0.1898	0.0	0.1480
79 ME	1.2045	0.0287	3.8213	1.9878	1.8990	1.8036	0.0	0.0	0.0233	6.0975	0.0	1.1760
80 VT	0.2253	0.0652	0.2960	0.1554	0.2358	0.1847	0.0	0.1556	0.5475	0.4127	0.0	0.1778

0661/84-Mai-21
Ministère des Communications

TABLEAU 5.42

MATRICE DES CONTRIBUTIONS SOURCE-RECEPTEUR AUTOMNE 1980
CONCENTRATION DE SO2 HUMIDE

	1 NEO	2 CEO	3 SWO	4 SEO	5 SUD	6 SBJ	7 PBL	8 NQB	9 OTT	10 ABI	11 NIT	12 CHI	13 LSJ
1 ABI	0.1042	0.0205	0.0020	0.0266	0.0007	0.2417	0.2735	0.3269	0.2100	2.0658	0.3094	0.3490	0.9341
2 CQB	0.0100	0.0006	0.0001	0.0005	0.0002	0.0463	0.1476	0.1694	0.0019	0.0026	0.8128	0.1371	0.0247
3 NQB	0.0016	0.0001	0.0000	0.0003	0.0	0.0063	0.0305	2.2926	0.0011	0.0007	0.0346	0.0054	0.0012
10 NMN	5.3583	0.4925	0.0206	0.0524	0.0104	0.5170	6.8965	5.4885	0.0660	0.1100	0.8161	0.2080	0.1057
11 SMN	0.7782	0.0473	0.0032	0.0069	0.0010	0.1874	0.3946	0.1497	0.0095	0.0206	0.0722	0.0736	0.0138
12 NWO	2.0276	0.1311	0.0066	0.0081	0.0035	0.3150	1.8759	0.2478	0.0082	0.0410	0.1946	0.1011	0.0545
13 NEO	39.8719	35.1421	0.3339	1.0611	0.7691	9.7054	13.0245	4.7993	0.8446	2.5039	3.0390	2.8366	1.6634
14 SUD	5.7865	13.0168	4.8324	30.4444	89.2691	17.4317	12.7488	13.3352	25.1417	13.8645	12.2642	14.8423	11.4699
15 SWO	0.1182	0.2434	40.9128	14.9322	0.0573	0.1991	0.6058	5.9502	10.5258	4.0466	6.7806	7.4202	6.6793
16 SEO	0.0	0.0	0.0052	0.0326	0.0116	0.1494	0.0745	0.5743	0.0717	0.0269	0.5897	0.8733	1.1072
17 SLV	0.0	0.0	0.0	0.0778	0.0	0.8104	0.7529	4.7923	0.9679	0.8047	5.1328	5.8133	11.8539
18 NDA	7.2234	3.7674	0.2865	5.0097	0.3604	42.0238	22.8868	17.1592	16.5944	53.3874	17.4953	22.0174	20.5204
19 GBY	0.0	0.0	0.0	0.0	0.0	0.0	0.3465	1.0838	0.0	0.0	0.6729	0.6216	0.6267
20 NBK	0.0	0.0	0.0	0.0	0.0	0.0124	0.0	0.3040	0.0	0.0007	0.0556	0.3952	0.2487
21 NSP	0.0	0.0	0.0	0.0	0.0	0.0071	0.0	0.1684	0.0	0.0009	0.0338	0.1159	0.0596
22 NFL	0.0	0.0	0.0	0.0	0.0	0.0	0.0	0.0	0.0	0.0	0.0788	0.1375	0.0357
50 OHO	0.0	0.0	8.5019	12.8260	0.0	0.5333	2.9534	7.0133	14.6549	2.7875	9.7094	6.8535	8.6603
51 ILL	6.9003	13.8575	6.4803	4.3811	2.6601	7.9570	13.2440	5.4080	5.6241	4.8250	3.9563	3.2428	3.4071
52 PEN	0.0	0.0874	0.7863	9.8792	0.0	0.0	0.0	6.6211	3.2517	1.1629	5.4598	6.6729	9.2228
53 IND	0.4424	3.3905	6.0093	4.5951	0.8571	2.5620	4.5578	3.5509	6.7326	3.1876	4.2085	3.1806	3.2914
54 KEN	0.0	0.2040	0.8886	1.0133	0.0472	0.2305	0.5682	1.4902	1.8640	0.6004	1.9533	1.2113	1.1501
55 MCH	0.1389	11.9205	26.5395	10.0713	4.2560	7.9436	2.9235	8.7794	7.6982	6.2432	11.6449	7.9708	4.8071
56 TEN	0.0	0.0	0.3189	0.3375	0.0	0.0	0.0	0.7959	0.7460	0.2595	1.2286	0.7328	0.5469
57 MSU	6.0562	3.7031	1.2426	1.1716	0.3622	1.7384	2.0664	0.6747	1.7473	1.1077	1.9840	1.2846	0.9293
58 WVR	0.0	0.0	0.1884	1.2083	0.0	0.0	0.0	1.5031	0.8609	0.1337	1.0410	1.2500	1.8994
59 NYK	0.0	0.0	0.0	0.0035	0.0	0.0	0.0	0.4924	0.0	0.0	3.5263	3.4386	3.6731
60 ALA	0.0	0.0	0.0986	0.0983	0.0	0.0	0.0	0.2597	0.1425	0.0	0.2157	0.2196	0.2043
61 WI	12.9932	11.0515	1.6426	1.7778	1.0377	3.8997	5.9128	2.4417	1.0784	2.0175	2.4010	3.2284	1.7305
62 IA	4.2620	1.6108	0.4854	0.4627	0.1877	1.1907	1.4254	0.7384	0.6586	0.4004	0.8916	0.7272	0.5371
63 MIN	7.9270	1.2245	0.2465	0.2406	0.0998	2.2918	6.2902	1.6031	0.2649	0.3102	1.3822	0.8032	0.4213
64 VA	0.0	0.0062	0.0395	0.0640	0.0011	0.0	0.0	0.4291	0.0346	0.0017	0.3019	0.1691	0.3862
65 NC	0.0	0.0078	0.0324	0.0456	0.0016	0.0	0.0	0.2517	0.0850	0.0525	0.1030	0.0711	0.0650
66 NH	0.0	0.0	0.0	0.0	0.0	0.0	0.0	0.0747	0.0	0.0	0.1493	0.2721	0.1697
67 GA	0.0	0.0	0.0350	0.0491	0.0	0.0	0.0	0.1938	0.0	0.0	0.0	0.1139	0.1272
68 SC	0.0	0.0	0.0098	0.0142	0.0009	0.0	0.0	0.0	0.0	0.0	0.0	0.0	0.0
69 MD	0.0	0.0	0.0069	0.0323	0.0	0.0	0.0	0.2350	0.0426	0.0018	0.0785	0.1875	0.3821
70 DE	0.0	0.0	0.0001	0.0088	0.0	0.0	0.0	0.0372	0.0077	0.0	0.0189	0.0156	0.0823
71 NJ	0.0	0.0	0.0003	0.0153	0.0	0.0	0.0	0.1166	0.0	0.0	0.1124	0.5704	0.6958
72 DC	0.0	0.0008	0.0007	0.0038	0.0003	0.0	0.0	0.0437	0.0023	0.0005	0.0184	0.0357	0.0584
73 AR	0.0	0.0712	0.0366	0.0250	0.0056	0.0	0.0	0.0394	0.0427	0.0317	0.0552	0.0498	0.0358
74 LA	0.0	0.0	0.0005	0.0	0.0	0.0	0.0	0.0	0.0	0.0	0.0	0.0	0.0
75 MS	0.0	0.0029	0.0067	0.0116	0.0	0.0	0.0	0.0	0.0	0.0	0.0	0.0	0.0087
76 MA	0.0	0.0	0.0	0.0021	0.0	0.0	0.0	0.1914	0.0	0.0	0.6638	1.2391	1.4850
77 CT	0.0	0.0	0.0	0.0003	0.0	0.0	0.0	0.0237	0.0	0.0	0.3623	0.2848	0.3565
78 RI	0.0	0.0	0.0	0.0001	0.0	0.0	0.0	0.0128	0.0	0.0	0.0445	0.0830	0.0995
79 ME	0.0	0.0	0.0	0.0	0.0	0.0	0.0	0.1019	0.0	0.0	0.0354	0.0908	0.0736
80 VT	0.0	0.0	0.0	0.0091	0.0	0.0	0.0	0.0360	0.0180	0.0	0.0713	0.0541	0.0951

056/86-Mai-21
Ministère des Communications

TABLEAU 5.42 (suite)

MATRICE DES CONTRIBUTIONS SOURCE-RECEPTEUR AUTOMNE 1980
CONCENTRATION DE SO2 HUMIDE

	14 GP	15 MTL	16 NB	17 NE	18 ANT	19 TN	20 WNY	21 ENY	22 SNA	23 NNA	24 NDA	25 LAB
1 ABI	0.1205	0.1854	0.0921	0.0316	0.0620	0.0285	0.0027	0.0114	0.0195	0.1158	0.0138	0.1760
2 CQB	0.0327	0.0028	0.0066	0.0032	0.0290	0.0047	0.0003	0.0002	0.0001	0.0020	0.0003	0.0597
3 NQB	0.0035	0.0002	0.0002	0.0001	0.0051	0.0013	0.0002	0.0001	0.0000	0.0000	0.0003	0.1242
10 NMN	0.1309	0.0309	0.0657	0.0287	0.0433	0.0337	0.0148	0.0053	0.0063	0.0282	0.0066	0.2887
11 SMN	0.0167	0.0047	0.0023	0.0041	0.0229	0.0056	0.0013	0.0007	0.0008	0.0048	0.0021	0.0329
12 NWO	0.0397	0.0091	0.0167	0.0090	0.0689	0.0152	0.0027	0.0008	0.0009	0.0083	0.0079	0.0932
13 NEO	0.8708	0.4049	0.4685	0.1760	1.3270	0.3748	0.1081	0.0497	0.0451	0.2688	1.4294	1.5042
14 SUD	3.2069	4.8027	3.9317	1.7525	4.9882	1.1526	1.6759	0.7622	0.7746	3.8542	3.5983	8.4575
15 SWO	1.9992	4.3811	3.6491	1.7928	3.5817	1.4208	24.5618	1.9768	1.2100	3.6933	0.1357	4.6159
16 SEO	0.7483	2.8865	0.6887	0.2881	0.8304	0.2719	0.0278	0.6439	0.3696	0.8434	0.0017	0.9871
17 SLV	12.8573	54.0005	12.5164	3.5714	13.0808	2.9451	0.0	0.1208	0.9739	25.9777	0.0	13.6838
18 NDA	4.2091	5.7243	3.4569	1.2953	5.4758	1.1515	0.9947	0.3325	0.4848	3.3506	90.2943	7.1132
19 GBY	36.7339	0.0522	1.2198	0.8313	19.1595	2.0043	0.0	0.0	0.0149	0.3981	0.0	5.9043
20 NBK	0.9643	0.0	19.4331	17.3363	9.5323	5.1986	0.0	0.0	0.0212	0.0917	0.0	3.7640
21 NSP	0.6354	0.0004	0.2224	33.1335	4.4850	7.8608	0.0	0.0	0.0	0.0200	0.0	3.2674
22 NFL	0.2840	0.0053	0.1222	0.0706	0.9149	63.9044	0.0	0.0	0.0010	0.0238	0.0	2.1186
50 OHO	3.1110	6.0079	4.1805	5.2323	2.1266	1.8950	21.9021	3.4421	3.7812	5.9353	0.0	5.3819
51 ILL	1.8397	1.7911	2.3904	1.2327	1.9273	0.5601	3.6690	0.6618	0.7403	2.4093	1.3913	3.0638
52 PEN	7.1007	6.7325	6.6821	6.1581	5.0571	1.5483	25.7513	8.4630	5.4435	6.6472	0.0	9.2924
53 IND	1.3045	2.1109	1.9858	1.3896	1.8844	0.7982	5.5632	0.9462	0.9616	2.2946	0.3129	2.2271
54 KEN	0.2481	0.5335	0.2653	0.7989	0.3174	0.1136	0.9971	0.2748	0.4420	0.4244	0.0209	1.2824
55 MCH	2.6599	3.4617	3.4092	1.6522	3.9330	0.9563	8.4190	1.1459	1.1165	3.5355	1.8127	4.0824
56 TEN	0.1185	0.2578	0.1711	0.2203	0.0	0.0	0.5818	0.1210	0.1417	0.1458	0.0	0.9002
57 MSU	0.5244	0.6023	0.5977	0.5189	0.6039	0.0856	1.1722	0.1737	0.2688	0.7367	0.3366	1.2816
58 WVR	1.1324	1.3296	1.2425	1.5578	0.2753	0.0960	2.4401	0.8986	0.8816	1.3708	0.0	1.5513
59 NYK	7.4752	2.1520	10.7566	6.9404	6.5319	3.0939	0.0024	76.7660	31.1740	11.5048	0.0	6.7058
60 ALA	0.2200	0.0995	0.0786	0.0337	0.1049	0.0	0.1053	0.0223	0.0191	0.0559	0.0	0.3146
61 WI	1.1431	0.4847	0.4440	0.2666	1.0110	0.0986	0.7938	0.2004	0.1904	0.4611	0.4796	1.9009
62 IA	0.4293	0.2069	0.2403	0.1142	0.5148	0.1107	0.3664	0.0832	0.0551	0.2221	0.1047	0.7531
63 MIN	0.3304	0.1008	0.1641	0.0500	0.2544	0.0857	0.1112	0.0273	0.0171	0.0981	0.0444	0.6601
64 VA	0.6280	0.1996	0.5755	0.4966	0.2211	0.1603	0.1231	0.2305	0.3889	0.5643	0.0012	0.6105
65 NC	0.2586	0.1341	0.4520	0.2885	0.2203	0.1633	0.0292	0.1149	0.1639	0.3765	0.0	0.4212
66 NH	1.1069	0.0437	2.7104	1.0763	1.4045	0.5670	0.0	0.0154	3.8289	2.6980	0.0	0.9051
67 GA	0.2250	0.0840	0.0851	0.0446	0.1061	0.0	0.0995	0.0183	0.0184	0.0576	0.0	0.2755
68 SC	0.0776	0.0039	0.0720	0.0304	0.0801	0.0220	0.0331	0.0156	0.0251	0.0437	0.0	0.0447
69 MD	1.0052	0.2852	1.0392	0.8676	0.8807	0.1280	0.2575	0.6058	1.0094	1.0685	0.0014	0.7116
70 DE	0.2440	0.0558	0.3481	0.2800	0.3964	0.0374	0.0383	0.0786	0.2962	0.3044	0.0	0.1831
71 NJ	1.4957	0.3482	2.3465	1.5669	1.9784	0.3539	0.0527	1.0485	3.3637	2.0867	0.0	0.9363
72 DC	0.1413	0.0415	0.1430	0.1053	0.0713	0.0121	0.0340	0.0605	0.1258	0.1297	0.0	0.1069
73 AR	0.0164	0.0096	0.0114	0.0111	0.0	0.0098	0.0363	0.0092	0.0142	0.0072	0.0043	0.0468
74 LA	0.0	0.0	0.0	0.0	0.0	0.0	0.0085	0.0025	0.0042	0.0	0.0	0.0
75 MS	0.0204	0.0171	0.0364	0.0186	0.0293	0.0134	0.0201	0.0082	0.0064	0.0271	0.0	0.0
76 MA	2.1666	0.1794	5.0791	4.8375	3.0124	1.2551	0.0023	0.3285	33.9939	2.7688	0.0	1.9725
77 CT	0.7892	0.1467	1.4536	1.2143	0.9418	0.3217	0.0002	0.1192	4.5646	1.0512	0.0	0.6744
78 RI	0.1451	0.0120	0.3402	0.3240	0.2018	0.0841	0.0002	0.0220	2.2771	0.1855	0.0	0.1321
79 ME	0.9956	0.0169	6.4734	2.2261	2.0874	0.9683	0.0	0.0	0.0115	13.4975	0.0	1.2245
80 VT	0.1947	0.0600	0.3338	0.1220	0.2195	0.0889	0.0	0.1917	0.7526	0.6115	0.0	0.1671

066/84-Mai-21
Ministère des Communications

TABLEAU 5.43

MATRICE DES CONTRIBUTIONS SOURCE-RECEPTEUR AUTOMNE 1980
CONCENTRATION DE SO4 SEC

	1 NEO	2 CEO	3 SWO	4 SEO	5 SUD	6 SBJ	7 PBL	8 NQB	9 OTT	10 ABI	11 NIT	12 CHI	13 LSJ
1 ABI	0.0587	0.0175	0.0045	0.0106	0.0048	0.0727	0.0864	0.0725	0.0331	0.2470	0.0771	0.0823	0.1123
2 CQB	0.0037	0.0005	0.0001	0.0004	0.0004	0.0095	0.0129	0.0139	0.0008	0.0017	0.0306	0.0130	0.0041
3 NQB	0.0010	0.0002	0.0000	0.0002	0.0	0.0026	0.0070	0.0697	0.0005	0.0008	0.0068	0.0017	0.0005
10 NMN	5.5278	0.7600	0.1043	0.1462	0.0811	1.1053	6.9956	4.6100	0.1322	0.3773	1.1661	0.3378	0.1786
11 SMN	0.8941	0.1195	0.0187	0.0246	0.0102	0.4252	0.4328	0.1476	0.0252	0.0919	0.1041	0.1297	0.0322
12 NWO	1.3567	0.1813	0.0213	0.0191	0.0246	0.4488	0.8748	0.1646	0.0161	0.1220	0.1950	0.1446	0.0766
13 NEO	12.3773	7.2348	0.5344	1.0004	1.4761	6.2048	6.0845	2.6586	0.8751	2.5324	2.0657	2.0683	1.4929
14 SUD	6.4551	5.1836	3.4658	8.8427	44.2500	12.9399	9.0865	7.6264	9.8892	10.5944	6.6809	8.6146	6.6739
15 SWO	0.4421	0.8507	12.7489	7.1262	0.7554	0.3332	1.1922	5.4577	6.6806	6.3186	4.7882	5.1637	6.0022
16 SEO	0.0	0.0	0.0152	0.0338	0.0494	0.0597	0.0872	0.4162	0.0528	0.0351	0.4438	0.4534	0.4436
17 SLV	0.0	0.0	0.0	0.1171	0.0	0.3850	0.7950	3.5107	0.7947	0.6749	3.2780	2.8880	3.4549
18 NDA	4.6926	1.7551	0.4749	1.4993	0.8335	10.1919	8.2057	4.9508	2.7189	9.1582	5.3374	5.7137	5.0850
19 GBY	0.0	0.0	0.0	0.0	0.0	0.0	0.2010	0.6365	0.0	0.0	0.4307	0.3793	0.3431
20 NBK	0.0	0.0	0.0	0.0	0.0	0.0693	0.0	0.3006	0.0	0.0075	0.0976	0.3804	0.2665
21 NSP	0.0	0.0	0.0	0.0	0.0	0.0417	0.0	0.1216	0.0	0.0098	0.0642	0.1848	0.0993
22 NFL	0.0	0.0	0.0	0.0	0.0	0.0	0.0	0.0	0.0	0.0	0.0692	0.1734	0.0628
50 OHO	0.0	0.0	16.2314	19.9471	0.0	3.3719	9.3155	13.1626	22.1945	10.0528	16.6470	13.3820	14.9363
51 ILL	13.3179	25.9319	12.0926	10.5345	13.4404	18.1003	19.2295	9.3926	11.7346	13.5366	7.6165	6.8627	8.2052
52 PEN	0.0	0.5200	1.4756	8.7222	0.0	0.0	0.0	10.1951	4.0682	3.1042	8.4091	10.5992	12.3041
53 IND	3.0808	12.8926	14.3379	10.6611	11.8023	11.0250	11.8077	6.4375	9.6322	11.4762	5.9630	5.4316	6.7081
54 KEN	0.0	1.8427	3.9373	2.9459	1.7615	1.8096	2.2035	3.1267	3.1571	3.0859	3.2746	2.2648	2.0479
55 MCH	0.8211	9.4951	16.5127	11.4806	9.5363	9.4993	3.7006	9.7079	10.9967	10.1768	10.4322	9.4531	7.3493
56 TEN	0.0	0.0	2.0045	1.3589	0.0	0.0	0.0	1.6026	2.1400	1.3300	1.7440	1.3281	1.4288
57 MSU	16.7039	11.4513	4.6020	3.2227	4.0840	7.4383	5.0301	1.2847	4.5882	5.8253	4.8799	3.1506	2.4308
58 WVR	0.0	0.0	1.1779	2.9605	0.0	0.0	0.0	3.4340	2.1725	0.8722	2.7800	2.7767	3.6412
59 NYK	0.0	0.0	0.0	0.0390	0.0	0.0	0.0	0.6507	0.0	0.0	2.5669	3.0834	3.3708
60 ALA	0.0	0.0	0.6911	0.5424	0.0	0.0	0.0	0.6099	0.3024	0.0	0.3570	0.4497	0.4128
61 WI	14.0273	13.4384	4.5344	4.3232	8.0773	6.9369	6.2663	3.5462	3.4942	5.7421	3.6774	5.1088	3.5827
62 IA	8.5023	3.9993	2.1210	1.7568	2.1498	4.2535	2.6707	0.7188	2.1625	1.8741	1.7388	1.9913	1.6849
63 MIN	11.7378	3.6292	1.2166	1.1120	1.2967	5.2756	5.7146	2.0532	1.0971	1.8081	2.1934	2.3173	1.4767
64 VA	0.0	0.0467	0.2875	0.3533	0.0452	0.0	0.0	0.9613	0.1819	0.0248	0.8574	0.6280	0.9262
65 NC	0.0	0.0819	0.4313	0.3923	0.0778	0.0	0.0	0.5417	0.5374	0.6268	0.4257	0.3693	0.3529
66 NH	0.0	0.0	0.0	0.0	0.0	0.0	0.0	0.0703	0.0	0.0	0.1929	0.2845	0.1793
67 GA	0.0	0.0	0.3650	0.2317	0.0	0.0	0.0	0.4477	0.0	0.0	0.0	0.2288	0.2628
68 SC	0.0	0.0	0.1062	0.0978	0.0492	0.0	0.0	0.0	0.0	0.0	0.0	0.0	0.0
69 MD	0.0	0.0	0.0543	0.1246	0.0	0.0	0.0	0.4580	0.1132	0.0210	0.1446	0.5472	0.9191
70 DE	0.0	0.0	0.0028	0.0439	0.0	0.0	0.0	0.0535	0.0180	0.0	0.0399	0.0626	0.2106
71 NJ	0.0	0.0	0.0074	0.0699	0.0	0.0	0.0	0.1775	0.0	0.0	0.1860	0.7341	0.9887
72 DC	0.0	0.0059	0.0059	0.0200	0.0058	0.0	0.0	0.0870	0.0089	0.0066	0.0395	0.0932	0.1443
73 AR	0.0	0.5229	0.3011	0.1286	0.1882	0.0	0.0	0.1058	0.1558	0.2654	0.1631	0.1764	0.1378
74 LA	0.0	0.0	0.0098	0.0	0.0	0.0	0.0	0.0	0.0	0.0	0.0	0.0	0.0
75 MS	0.0	0.0394	0.1057	0.0722	0.0	0.0	0.0	0.0	0.0	0.0	0.0	0.0	0.0251
76 MA	0.0	0.0	0.0	0.0215	0.0	0.0	0.0	0.2572	0.0	0.0	0.3669	1.2642	1.2668
77 CT	0.0	0.0	0.0	0.0036	0.0	0.0	0.0	0.0241	0.0	0.0	0.3144	0.3669	0.4052
78 RI	0.0	0.0	0.0	0.0014	0.0	0.0	0.0	0.0172	0.0	0.0	0.0246	0.0847	0.0849
79 ME	0.0	0.0	0.0	0.0	0.0	0.0	0.0	0.0947	0.0	0.0	0.0801	0.1824	0.1336
80 VT	0.0	0.0	0.0	0.0119	0.0	0.0	0.0	0.0240	0.0256	0.0	0.0498	0.0502	0.0553

066/84-Mat.-21
Ministère des Communications

TABLEAU 5.43 (suite)

MATRICE DES CONTRIBUTIONS SOURCE-RECEPTEUR AUTOMNE 1980
CONCENTRATION DE SO4 SEC

	14 GP	15 MTL	16 NB	17 NE	18 ANT	19 TN	20 WNY	21 ENY	22 SNA	23 NNA	24 NDA	25 LAB
1 ABI	0.0510	0.0477	0.0399	0.0256	0.0331	0.0401	0.0032	0.0135	0.0188	0.0327	0.0252	0.0594
2 CQB	0.0071	0.0011	0.0016	0.0012	0.0065	0.0037	0.0002	0.0004	0.0001	0.0006	0.0010	0.0090
3 NQB	0.0014	0.0001	0.0001	0.0001	0.0017	0.0012	0.0001	0.0001	0.0000	0.0000	0.0013	0.0133
10 NMN	0.2968	0.1057	0.1156	0.0680	0.0937	0.1625	0.0510	0.0482	0.0391	0.0580	0.1163	0.3593
11 SMN	0.0397	0.0178	0.0078	0.0102	0.0434	0.0262	0.0052	0.0061	0.0053	0.0111	0.0357	0.0405
12 NWO	0.0723	0.0215	0.0286	0.0203	0.0913	0.0532	0.0080	0.0057	0.0051	0.0160	0.0943	0.0859
13 NEO	1.0080	0.6344	0.5877	0.3460	1.3273	0.8984	0.1901	0.2403	0.2108	0.4755	4.3123	1.3358
14 SUD	3.9270	4.1594	3.5613	2.2755	5.2891	3.2362	1.5212	1.8663	1.9769	3.5899	9.8957	5.9631
15 SWO	4.2534	5.5209	5.6823	4.2546	6.5059	6.2321	8.2486	4.2962	3.6428	5.5821	1.1495	6.0042
16 SEO	0.6156	0.5347	0.5099	0.3691	0.7920	0.6864	0.0388	0.3733	0.2984	0.4364	0.0116	0.7263
17 SLV	7.0323	7.7563	4.8812	2.7062	8.8608	6.8845	0.0	0.3654	0.8896	4.9091	0.0	7.4287
18 NDA	2.3435	2.6571	2.1761	1.2388	3.1645	2.0338	0.6246	0.4893	0.6156	1.7881	37.9425	3.3880
19 GBY	3.5494	0.0534	0.4035	0.3381	3.2623	1.7590	0.0	0.0	0.0348	0.2417	0.0	1.5874
20 NBK	1.1641	0.0	2.2298	3.0454	4.2240	5.3869	0.0	0.0	0.0774	0.1065	0.0	2.1007
21 NSP	0.6778	0.0029	0.2438	3.4859	2.3540	5.7595	0.0	0.0	0.0	0.0401	0.0	1.5930
22 NFL	0.1811	0.0218	0.0621	0.0398	0.2810	6.5596	0.0	0.0	0.0075	0.0388	0.0	0.5386
50 OHO	8.8098	18.9577	10.2977	13.4709	6.0277	10.6095	25.0583	15.6466	14.2827	16.6583	0.0	7.1227
51 ILL	6.7432	7.6515	6.2242	4.1042	5.2666	3.2263	10.3463	6.2226	5.9384	6.8684	10.7810	6.9993
52 PEN	14.2327	12.5390	13.0466	13.8394	9.3641	6.8113	11.9467	14.5400	12.6249	12.1570	0.0	11.3404
53 IND	4.0883	8.3696	5.9199	4.9261	5.2552	5.1926	11.3542	6.9809	6.1893	7.7241	10.0745	4.9462
54 KEN	0.7032	1.9539	0.7990	2.8040	0.4056	0.7221	3.9360	3.1794	3.6783	1.4644	1.2205	2.0689
55 MCH	6.8826	7.7234	6.8691	4.9498	7.7369	4.9027	8.8362	5.5876	5.3610	7.0573	7.4634	6.6925
56 TEN	0.4688	1.2449	0.6699	0.7572	0.0	0.0	2.7475	1.5077	1.4589	0.5420	0.0	1.4937
57 MSU	1.9612	2.6203	1.8321	2.0343	1.7146	0.6065	3.7236	1.9379	2.0379	2.1171	6.8660	2.9420
58 WVR	1.4514	4.7739	3.4083	4.7037	0.7827	0.3451	3.3589	4.4640	4.5173	4.3332	0.0	1.9442
59 NYK	7.6038	3.0288	10.0654	9.8938	9.1830	11.3066	0.0248	22.5733	13.3478	7.9374	0.0	6.6388
60 ALA	0.6574	0.5754	0.3318	0.1871	0.2112	0.0	0.6132	0.2293	0.1408	0.2925	0.0	0.6471
61 WI	3.3566	2.3973	1.4665	1.2122	2.4441	0.6487	3.0526	2.2373	1.6776	1.7207	6.1243	3.3421
62 IA	1.5863	1.2444	0.8204	0.5147	1.2680	0.8313	1.7069	0.9887	0.4963	0.8903	2.0768	1.2657
63 MIN	1.3256	0.6292	0.5542	0.2678	0.7184	0.6868	0.4714	0.2821	0.1401	0.4346	1.4668	1.2650
64 VA	1.0491	0.8927	1.1682	1.6810	0.6015	0.8255	0.3213	0.8616	1.7949	1.1712	0.0829	0.9805
65 NC	0.8239	0.5249	0.7957	1.1737	0.6896	0.6977	0.1567	0.6853	1.1368	0.8641	0.0	0.8872
66 NH	0.9637	0.0803	1.0150	0.8045	1.0035	1.4079	0.0	0.0188	0.9332	0.5870	0.0	0.7638
67 GA	0.6934	0.2299	0.1930	0.2203	0.1998	0.0	0.3793	0.1837	0.2262	0.1975	0.0	0.5371
68 SC	0.2218	0.0291	0.1628	0.1463	0.1757	0.1589	0.1538	0.1763	0.2017	0.1250	0.0	0.0952
69 MD	2.2004	1.0819	1.8408	1.9649	1.0115	0.5290	0.3994	1.4078	2.0432	1.8972	0.0666	1.0030
70 DE	0.5196	0.2260	0.5463	0.6050	0.4214	0.1559	0.0763	0.2286	0.5763	0.5190	0.0	0.2749
71 NJ	2.2238	0.6673	3.2098	2.8665	2.8661	1.5498	0.1413	1.2955	2.9284	2.2592	0.0	1.3556
72 DC	0.3060	0.1611	0.2381	0.2868	0.1154	0.0506	0.0572	0.2083	0.2837	0.2468	0.0	0.1527
73 AR	0.0813	0.0544	0.0389	0.0414	0.0	0.0788	0.1852	0.1004	0.1130	0.0250	0.1921	0.1126
74 LA	0.0	0.0	0.0	0.0	0.0	0.0	0.0840	0.0545	0.0607	0.0	0.0	0.0
75 MS	0.0884	0.1143	0.1647	0.1052	0.0881	0.1285	0.1524	0.1117	0.0629	0.1380	0.0	0.0
76 MA	3.3815	0.3461	4.5126	5.1908	3.3891	4.9865	0.0216	0.3154	7.8267	1.9830	0.0	2.0677
77 CT	0.9567	0.2486	1.3799	1.4570	1.1154	1.3109	0.0024	0.1744	1.3095	0.7855	0.0	0.6729
78 RI	0.2265	0.0232	0.3023	0.3477	0.2270	0.3340	0.0014	0.0211	0.5243	0.1328	0.0	0.1385
79 ME	0.9974	0.0334	1.4115	1.0860	1.2007	1.9391	0.0	0.0	0.0381	1.3757	0.0	0.8644
80 VT	0.1761	0.0428	0.1843	0.1332	0.1865	0.2342	0.0	0.0743	0.2273	0.1693	0.0	0.1527

056/84-Mai-21
Ministère des Communications

TABLEAU 5.44

MATRICE DES CONTRIBUTIONS SOURCE-RECEPTEUR AUTOMNE 1980
CONCENTRATION DE SO4 HUMIDE

	1 NEO	2 CEO	3 SWO	4 SEO	5 SUD	6 SBJ	7 PBL	8 NQB	9 OTT	10 ABI	11 NIT	12 CHI	13 LSJ
1 ABI	0.0831	0.0226	0.0042	0.0181	0.0021	0.1240	0.1279	0.1148	0.0937	1.2595	0.1283	0.1469	0.3106
2 CQB	0.0079	0.0009	0.0002	0.0008	0.0003	0.0239	0.0354	0.0379	0.0018	0.0030	0.1782	0.0440	0.0111
3 NQB	0.0021	0.0004	0.0000	0.0004	0.0	0.0055	0.0157	0.3470	0.0012	0.0013	0.0165	0.0039	0.0012
10 NMN	6.6916	0.8276	0.0848	0.1620	0.0326	1.2425	8.6346	5.9699	0.1579	0.3479	1.4998	0.4238	0.2240
11 SMN	1.0741	0.1253	0.0151	0.0269	0.0040	0.4766	0.5322	0.1899	0.0297	0.0836	0.1338	0.1621	0.0398
12 NWO	1.7204	0.2000	0.0178	0.0213	0.0100	0.5164	1.1331	0.2155	0.0193	0.1133	0.2549	0.1825	0.0969
13 NEO	19.3411	21.0070	0.4911	1.2351	0.8545	7.9035	7.8795	3.5158	1.0993	2.7263	2.7610	2.7269	1.9439
14 SUD	7.7695	8.7744	4.3822	18.8197	81.7202	16.0072	11.4158	10.0667	15.9035	12.5277	9.0895	11.6492	9.1344
15 SWO	0.3550	0.6178	32.0432	9.4028	0.2073	0.2685	1.0115	4.9570	7.0198	4.5929	4.5359	4.9421	5.5982
16 SEO	0.0	0.0	0.0102	0.0336	0.0178	0.0772	0.0846	0.4295	0.0577	0.0294	0.4682	0.5100	0.5553
17 SLV	0.0	0.0	0.0	0.1092	0.0	0.4581	0.7742	3.6225	0.8496	0.6665	3.5249	3.3019	5.0080
18 NDA	6.5156	2.7232	0.4684	2.9908	0.4527	19.3579	11.9593	7.5750	7.4494	31.5305	8.5347	9.8703	9.2422
19 GBY	0.0	0.0	0.0	0.0	0.0	0.0	0.2356	0.7751	0.0	0.0	0.5322	0.4683	0.4357
20 NBK	0.0	0.0	0.0	0.0	0.0	0.0701	0.0	0.3599	0.0	0.0062	0.1162	0.4522	0.3158
21 NSP	0.0	0.0	0.0	0.0	0.0	0.0422	0.0	0.1470	0.0	0.0080	0.0763	0.2155	0.1155
22 NFL	0.0	0.0	0.0	0.0	0.0	0.0	0.0	0.0	0.0	0.0	0.0842	0.2037	0.0730
50 OHO	0.0	0.0	10.7512	16.5360	0.0	2.5678	7.7918	11.6774	19.1724	6.5226	14.9849	11.7303	13.1806
51 ILL	10.9585	19.8600	8.0648	8.3137	4.1963	14.2904	16.4734	8.3505	9.8703	8.9584	6.8298	5.9998	7.1396
52 PEN	0.0	0.3699	0.9823	8.3259	0.0	0.0	0.0	9.0965	3.5994	2.0640	7.5980	9.3714	11.0271
53 IND	2.4271	9.3228	8.9942	8.4389	3.2300	8.4949	9.9342	5.7168	8.3755	7.4456	5.4045	4.7874	5.8753
54 KEN	0.0	1.2935	2.2778	2.2952	0.4650	1.3687	1.8306	2.7649	2.6975	1.9655	2.9508	1.9883	1.8040
55 MCH	0.6504	9.1764	20.8874	10.1331	4.3034	7.9474	3.1872	8.7560	9.5615	7.3188	9.6829	8.5073	6.5265
56 TEN	0.0	0.0	1.1357	1.0423	0.0	0.0	0.0	1.4190	1.7706	0.8475	1.5803	1.1677	1.2401
57 MSU	13.5454	8.3730	2.7037	2.5196	1.1322	5.7331	4.2416	1.1386	3.8108	3.7064	4.3439	2.7393	2.1095
58 WVR	0.0	0.0	0.6675	2.3333	0.0	0.0	0.0	3.0277	1.8075	0.5507	2.4680	2.4226	3.1967
59 NYK	0.0	0.0	0.0	0.0290	0.0	0.0	0.0	0.5835	0.0	0.0	2.4247	2.8481	3.1348
60 ALA	0.0	0.0	0.3897	0.4117	0.0	0.0	0.0	0.5373	0.2541	0.0	0.3217	0.3935	0.3616
61 WI	12.0681	11.1825	2.7694	3.4096	2.3241	5.5625	5.4357	3.1712	2.8759	3.7931	3.3226	4.5195	3.1358
62 IA	6.9823	2.9711	1.2280	1.3507	0.5951	3.2975	2.2697	0.6514	1.7797	1.1985	1.5589	1.7252	1.4532
63 MIN	9.8078	2.6604	0.6982	0.8485	0.3561	4.1640	4.9965	1.8427	0.8957	1.1462	1.9797	2.0050	1.2693
64 VA	0.0	0.0330	0.1618	0.2681	0.0119	0.0	0.0	0.8481	0.1473	0.0153	0.7598	0.5390	0.8061
65 NC	0.0	0.0572	0.2380	0.2937	0.0203	0.0	0.0	0.4787	0.4331	0.3885	0.3728	0.3138	0.2993
66 NH	0.0	0.0	0.0	0.0	0.0	0.0	0.0	0.0638	0.0	0.0	0.1754	0.2587	0.1641
67 GA	0.0	0.0	0.2029	0.1767	0.0	0.0	0.0	0.3948	0.0	0.0	0.0	0.2004	0.2299
68 SC	0.0	0.0	0.0590	0.0737	0.0128	0.0	0.0	0.0	0.0	0.0	0.0	0.0	0.0
69 MD	0.0	0.0	0.0305	0.0958	0.0	0.0	0.0	0.4059	0.0939	0.0130	0.1299	0.4732	0.7994
70 DE	0.0	0.0	0.0015	0.0334	0.0	0.0	0.0	0.0479	0.0151	0.0	0.0357	0.0536	0.1828
71 NJ	0.0	0.0	0.0040	0.0534	0.0	0.0	0.0	0.1584	0.0	0.0	0.1676	0.6569	0.8823
72 DC	0.0	0.0041	0.0033	0.0152	0.0016	0.0	0.0	0.0770	0.0073	0.0040	0.0353	0.0809	0.1255
73 AR	0.0	0.3696	0.1687	0.0978	0.0498	0.0	0.0	0.0929	0.1277	0.1661	0.1443	0.1517	0.1181
74 LA	0.0	0.0	0.0053	0.0	0.0	0.0	0.0	0.0	0.0	0.0	0.0	0.0	0.0
75 MS	0.0	0.0273	0.0580	0.0546	0.0	0.0	0.0	0.0	0.0	0.0	0.0	0.0	0.0217
76 MA	0.0	0.0	0.0	0.0160	0.0	0.0	0.0	0.2305	0.0	0.0	0.3586	1.1517	1.1901
77 CT	0.0	0.0	0.0	0.0027	0.0	0.0	0.0	0.0218	0.0	0.0	0.2926	0.3283	0.3680
78 RI	0.0	0.0	0.0	0.0011	0.0	0.0	0.0	0.0154	0.0	0.0	0.0240	0.0771	0.0797
79 ME	0.0	0.0	0.0	0.0	0.0	0.0	0.0	0.0860	0.0	0.0	0.0715	0.1598	0.1176
80 VT	0.0	0.0	0.0	0.0102	0.0	0.0	0.0	0.0221	0.0223	0.0	0.0472	0.0462	0.0562

056184-Mar-21
Ministère des Communications

TABLEAU 5.44 (suite)

MATRICE DES CONTRIBUTIONS SOURCE-RECEPTEUR AUTOMNE 1980
CONCENTRATION DE SO4 HUMIDE

	14 GP	15 MTL	16 NB	17 NE	18 ANT	19 TN	20 WNY	21 ENY	22 SNA	23 NNA	24 NDA	25 LAB
1 ABI	0.0774	0.0965	0.0622	0.0357	0.0488	0.0473	0.0042	0.0121	0.0205	0.0579	0.0135	0.0916
2 CQB	0.0172	0.0022	0.0040	0.0026	0.0154	0.0068	0.0005	0.0004	0.0002	0.0013	0.0005	0.0221
3 NQB	0.0030	0.0002	0.0002	0.0002	0.0038	0.0022	0.0003	0.0001	0.0000	0.0001	0.0007	0.0348
10 NMN	0.3534	0.1063	0.1454	0.0813	0.1168	0.1641	0.0567	0.0304	0.0318	0.0696	0.0349	0.4668
11 SMN	0.0471	0.0178	0.0095	0.0122	0.0544	0.0265	0.0057	0.0039	0.0043	0.0132	0.0107	0.0526
12 NWO	0.0870	0.0221	0.0360	0.0243	0.1165	0.0546	0.0090	0.0036	0.0042	0.0192	0.0289	0.1131
13 NEO	1.2415	0.6692	0.7513	0.4170	1.7152	0.9378	0.2198	0.1562	0.1741	0.5745	1.7666	1.7612
14 SUD	4.8191	4.7904	4.6489	2.7996	6.8153	3.3540	1.9263	1.3027	1.6965	4.5317	4.2435	7.9499
15 SWO	3.5773	4.3637	5.0622	3.5803	5.7817	4.4781	14.9341	2.3201	2.1980	4.8065	0.2630	5.4959
16 SEO	0.6258	1.5291	0.5451	0.3606	0.8119	0.5654	0.0370	0.5020	0.2965	0.5086	0.0031	0.7651
17 SLV	7.7972	28.1746	6.1376	2.8287	9.3354	5.6935	0.0	0.2015	0.8261	10.4324	0.0	8.0083
18 NDA	3.3924	3.8973	3.2194	1.7080	4.6375	2.3655	0.9238	0.4091	0.6323	2.6543	83.0738	5.0756
19 GBY	12.5325	0.0547	0.5824	0.4531	5.3486	1.8222	0.0	0.0	0.0277	0.2980	0.0	2.1209
20 NBK	1.3193	0.0	6.4865	6.4924	5.3169	5.4672	0.0	0.0	0.0597	0.1215	0.0	2.6178
21 NSP	0.7730	0.0026	0.2898	11.7557	2.9126	6.1470	0.0	0.0	0.0	0.0446	0.0	1.9998
22 NFL	0.2168	0.0202	0.0799	0.0491	0.3751	25.6016	0.0	0.0	0.0057	0.0435	0.0	0.7266
50 OHO	7.3333	13.4843	9.0003	11.3067	5.2837	7.5672	22.5093	7.2638	8.4336	13.8833	0.0	6.5151
51 ILL	5.5684	5.3692	5.4299	3.4145	4.6208	2.2992	8.1881	2.7552	3.3780	5.7226	2.5100	6.2993
52 PEN	12.0012	9.3006	11.5060	11.6768	8.3128	4.8925	16.5761	8.6101	7.9010	10.3348	0.0	10.4043
53 IND	3.3921	5.8924	5.1431	4.0919	4.6077	3.6874	9.2307	3.1237	3.5477	6.3997	2.0781	4.4545
54 KEN	0.5853	1.3794	0.6942	2.3297	0.3649	0.5128	3.0616	1.3972	2.0903	1.2118	0.2472	1.8815
55 MCH	5.7467	5.6224	6.0470	4.1331	6.8577	3.5052	8.1300	2.5759	3.1146	5.9706	2.1503	6.0810
56 TEN	0.3864	0.8700	0.5769	0.6295	0.0	0.0	2.1235	0.6609	0.8235	0.4475	0.0	1.3571
57 MSU	1.6190	1.8374	1.5896	1.6844	1.5027	0.4295	2.9266	0.8524	1.1616	1.7635	1.4411	2.6462
58 WVR	1.2573	3.3739	2.9678	3.9269	0.6862	0.2495	2.8927	2.0546	2.6165	3.5983	0.0	1.7819
59 NYK	6.7380	2.3416	9.3471	8.5540	8.2326	8.1729	0.0187	60.6870	21.4099	7.7307	0.0	6.1385
60 ALA	0.5464	0.3997	0.2852	0.1533	0.1870	0.0	0.4706	0.1011	0.0803	0.2391	0.0	0.5843
61 WI	2.7918	1.6734	1.2698	0.9993	2.1527	0.4603	2.3781	0.9839	0.9514	1.4211	1.3259	3.0313
62 IA	1.3098	0.8635	0.7100	0.4244	1.1158	0.5877	1.3201	0.4340	0.2813	0.7337	0.4365	1.1495
63 MIN	1.0921	0.4361	0.4796	0.2196	0.6297	0.4844	0.3658	0.1244	0.0796	0.3570	0.3022	1.1445
64 VA	0.8924	0.6252	1.0281	1.3982	0.5281	0.5905	0.2557	0.4101	1.0453	0.9887	0.0167	0.8914
65 NC	0.6831	0.3696	0.7045	0.9706	0.6027	0.5017	0.1206	0.3106	0.6499	0.7259	0.0	0.8002
66 NH	0.8716	0.0597	1.1935	0.7551	0.9363	1.0333	0.0	0.0134	2.6601	1.0967	0.0	0.7111
67 GA	0.5757	0.1649	0.1691	0.1812	0.1774	0.0	0.2956	0.0812	0.1270	0.1636	0.0	0.4855
68 SC	0.1845	0.0201	0.1427	0.1204	0.1552	0.1125	0.1189	0.0776	0.1147	0.1041	0.0	0.0858
69 MD	1.8484	0.7627	1.6299	1.6576	0.9145	0.3808	0.3368	0.7439	1.3131	1.6157	0.0136	0.9158
70 DE	0.4369	0.1589	0.4867	0.5112	0.3822	0.1122	0.0622	0.1139	0.3735	0.4431	0.0	0.2506
71 NJ	1.9053	0.4932	2.8812	2.4406	2.5666	1.1136	0.1122	0.9179	2.6290	2.0143	0.0	1.2367
72 DC	0.2571	0.1135	0.2114	0.2403	0.1029	0.0364	0.0476	0.1005	0.1784	0.2094	0.0	0.1393
73 AR	0.0666	0.0378	0.0337	0.0343	0.0	0.0556	0.1427	0.0442	0.0643	0.0207	0.0392	0.1011
74 LA	0.0	0.0	0.0	0.0	0.0	0.0	0.0635	0.0235	0.0339	0.0	0.0	0.0
75 MS	0.0726	0.0791	0.1412	0.0861	0.0771	0.0901	0.1160	0.0488	0.0356	0.1129	0.0	0.0
76 MA	2.8886	0.2556	4.2184	4.6055	3.0658	3.5941	0.0163	0.2676	23.6430	1.9129	0.0	1.9076
77 CT	0.8326	0.1866	1.2796	1.2777	1.0067	0.9440	0.0018	0.1118	3.1591	0.7496	0.0	0.6218
78 RI	0.1935	0.0171	0.2826	0.3085	0.2054	0.2408	0.0011	0.0179	1.5837	0.1281	0.0	0.1278
79 ME	0.8850	0.0246	2.3025	1.1503	1.1478	1.4409	0.0	0.0	0.0228	5.4646	0.0	0.8130
80 VT	0.1585	0.0409	0.1888	0.1180	0.1715	0.1714	0.0	0.1509	0.5201	0.2595	0.0	0.1417

056/84-Mai-21
Ministère des Communications

TABLEAU 5.45

MATRICE DES CONTRIBUTIONS SOURCE-RECEPTEUR AUTOMNE 1980
DEPOT DE SO2 SEC
PENDANT LES PERIODES SECHES

	1 NEO	2 CEO	3 SWO	4 SEO	5 SUD	6 SBJ	7 PBL	8 NQB	9 OTT	10 ABI	11 NIT	12 CHI	13 LSJ
1 ABI	0.0712	0.0169	0.0024	0.0151	0.0015	0.1365	0.1504	0.1530	0.0809	0.8418	0.1454	0.1611	0.3231
2 CQB	0.0052	0.0004	0.0001	0.0004	0.0002	0.0205	0.0427	0.0474	0.0011	0.0020	0.1570	0.0395	0.0091
3 NQB	0.0010	0.0001	0.0000	0.0002	0.0	0.0038	0.0133	0.4215	0.0006	0.0007	0.0134	0.0026	0.0007
10 NMN	5.5405	0.6201	0.0395	0.0780	0.0263	0.7634	6.8737	4.9734	0.0867	0.2143	0.8672	0.2426	0.1273
11 SMN	0.8371	0.0713	0.0065	0.0110	0.0027	0.2818	0.4021	0.1417	0.0136	0.0435	0.0769	0.0878	0.0182
12 NWO	1.7737	0.1582	0.0108	0.0114	0.0085	0.4058	1.4346	0.2093	0.0107	0.0761	0.1867	0.1135	0.0620
13 NEO	25.4996	19.7047	0.4158	1.0540	1.1060	9.1518	9.9704	3.8167	0.8741	3.0588	2.5580	2.5185	1.6156
14 SUD	6.1580	9.4612	4.3314	18.7219	76.5312	17.4632	11.3680	10.7136	17.5688	15.0873	9.5072	12.0584	9.4110
15 SWO	0.2244	0.4793	27.8743	11.9634	0.2021	0.3101	0.8996	6.6196	9.6762	6.4604	6.5420	7.1729	7.2556
16 SEO	0.0	0.0	0.0087	0.0354	0.0243	0.1207	0.0869	0.5502	0.0680	0.0384	0.5570	0.7154	0.8156
17 SLV	0.0	0.0	0.0	0.0973	0.0	0.6919	0.8272	4.5088	0.9453	0.9296	4.4472	4.5890	7.4707
18 NDA	5.2432	2.3817	0.3023	2.5138	0.4592	21.5908	13.2938	8.9966	6.5023	25.1436	8.9842	10.6026	9.7253
19 GBY	0.0	0.0	0.0	0.0	0.0	0.0	0.3048	0.9336	0.0	0.0	0.5874	0.5450	0.5304
20 NBK	0.0	0.0	0.0	0.0	0.0	0.0243	0.0	0.3063	0.0	0.0019	0.0661	0.4125	0.2734
21 NSP	0.0	0.0	0.0	0.0	0.0	0.0140	0.0	0.1552	0.0	0.0024	0.0408	0.1430	0.0760
22 NFL	0.0	0.0	0.0	0.0	0.0	0.0	0.0	0.0	0.0	0.0	0.0769	0.1577	0.0463
50 OHO	0.0	0.0	12.4036	17.2661	0.0	1.3209	4.9503	9.8530	19.7571	6.3887	13.2847	10.1433	12.3642
51 ILL	10.3841	21.0031	9.3620	7.1144	6.2137	14.0516	17.8221	7.4394	8.6771	9.9531	5.6286	4.9441	5.5139
52 PEN	0.0	0.2090	1.1390	10.3558	0.0	0.0	0.0	8.7939	4.0366	2.3481	7.1936	9.1285	11.8605
53 IND	0.9789	6.9026	9.6791	7.3505	3.0780	5.6949	7.2987	4.9433	8.8549	7.3018	5.3782	4.4767	5.0111
54 KEN	0.0	0.5513	1.8705	1.7788	0.2371	0.5996	0.9914	2.1544	2.6356	1.5824	2.6528	1.7648	1.6622
55 MCH	0.2971	12.3926	23.7940	11.8193	6.9540	10.7100	3.7460	10.4581	10.1178	10.1602	12.4215	9.6929	6.5362
56 TEN	0.0	0.0	0.7736	0.6724	0.0	0.0	0.0	1.1391	1.3058	0.6832	1.5715	1.0552	0.9104
57 MSU	10.4106	6.9448	2.4246	2.0113	1.1989	3.8571	3.2577	0.9515	2.9559	2.9436	3.0434	2.0609	1.5479
58 WVR	0.0	0.0	0.4558	1.9781	0.0	0.0	0.0	2.2169	1.4336	0.3841	1.6340	1.9385	2.8239
59 NYK	0.0	0.0	0.0	0.0093	0.0	0.0	0.0	0.6232	0.0	0.0	3.4465	3.7144	4.0268
60 ALA	0.0	0.0	0.2493	0.2188	0.0	0.0	0.0	0.3856	0.2214	0.0	0.2916	0.3308	0.3099
61 WI	15.3586	13.8596	2.8215	2.9005	2.9336	6.2306	7.0852	3.1848	1.9749	4.1865	3.1572	4.4131	2.6500
62 IA	6.4988	2.7571	1.0160	0.9021	0.6252	2.4892	2.0857	0.8398	1.2118	1.0182	1.2739	1.2098	0.9500
63 MIN	10.7179	2.2561	0.5427	0.5041	0.3502	4.0675	7.0954	2.0081	0.5284	0.8565	1.8414	1.3585	0.7709
64 VA	0.0	0.0159	0.1013	0.1424	0.0058	0.0	0.0	0.6305	0.0742	0.0061	0.4816	0.3077	0.6237
65 NC	0.0	0.0218	0.1013	0.1154	0.0084	0.0	0.0	0.3661	0.1921	0.1803	0.1788	0.1401	0.1331
66 NH	0.0	0.0	0.0	0.0	0.0	0.0	0.0	0.0839	0.0	0.0	0.1843	0.3139	0.1977
67 GA	0.0	0.0	0.1018	0.1036	0.0	0.0	0.0	0.2867	0.0	0.0	0.0	0.1704	0.1946
68 SC	0.0	0.0	0.0287	0.0338	0.0048	0.0	0.0	0.0	0.0	0.0	0.0	0.0	0.0
69 MD	0.0	0.0	0.0182	0.0634	0.0	0.0	0.0	0.3334	0.0724	0.0061	0.1101	0.3183	0.6181
70 DE	0.0	0.0	0.0005	0.0189	0.0	0.0	0.0	0.0484	0.0125	0.0	0.0277	0.0289	0.1360
71 NJ	0.0	0.0	0.0011	0.0319	0.0	0.0	0.0	0.1543	0.0	0.0	0.1519	0.7175	0.9186
72 DC	0.0	0.0020	0.0018	0.0084	0.0012	0.0	0.0	0.0623	0.0045	0.0017	0.0271	0.0585	0.0953
73 AR	0.0	0.1818	0.0982	0.0543	0.0272	0.0	0.0	0.0602	0.0815	0.0989	0.0890	0.0895	0.0673
74 LA	0.0	0.0	0.0016	0.0	0.0	0.0	0.0	0.0	0.0	0.0	0.0	0.0	0.0
75 MS	0.0	0.0085	0.0219	0.0268	0.0	0.0	0.0	0.0	0.0	0.0	0.0	0.0	0.0149
76 MA	0.0	0.0	0.0	0.0054	0.0	0.0	0.0	0.2437	0.0	0.0	0.5760	1.4142	1.5766
77 CT	0.0	0.0	0.0	0.0008	0.0	0.0	0.0	0.0274	0.0	0.0	0.3814	0.3584	0.4286
78 RI	0.0	0.0	0.0	0.0004	0.0	0.0	0.0	0.0163	0.0	0.0	0.0386	0.0947	0.1056
79 ME	0.0	0.0	0.0	0.0	0.0	0.0	0.0	0.1139	0.0	0.0	0.0530	0.1358	0.1072
80 VT	0.0	0.0	0.0	0.0113	0.0	0.0	0.0	0.0353	0.0236	0.0	0.0685	0.0593	0.0852

766/84-Mai-21
Ministère des Communications

TABLEAU 5.45 (suite)

MATRICE DES CONTRIBUTIONS SOURCE-RECEPTEUR AUTOMNE 1980
DEPOT DE SO2 SEC
PENDANT LES PERIODES SECHES

	14 GP	15 MTL	16 NB	17 NE	18 ANT	19 TN	20 WNY	21 ENY	22 SNA	23 NNA	24 NDA	25 LAB
1 ABI	0.0768	0.0992	0.0565	0.0270	0.0416	0.0346	0.0024	0.0112	0.0176	0.0605	0.0201	0.0942
2 CQB	0.0143	0.0016	0.0029	0.0018	0.0123	0.0040	0.0002	0.0002	0.0001	0.0009	0.0005	0.0206
3 NQB	0.0020	0.0001	0.0001	0.0001	0.0025	0.0012	0.0001	0.0001	0.0000	0.0000	0.0005	0.0371
10 NMN	0.1828	0.0557	0.0805	0.0413	0.0514	0.0677	0.0230	0.0136	0.0136	0.0384	0.0288	0.2789
11 SMN	0.0236	0.0087	0.0033	0.0060	0.0265	0.0112	0.0021	0.0018	0.0018	0.0068	0.0091	0.0317
12 NWO	0.0521	0.0146	0.0203	0.0128	0.0734	0.0286	0.0040	0.0018	0.0018	0.0111	0.0301	0.0835
13 NEO	0.9884	0.5598	0.5167	0.2410	1.3044	0.6378	0.1340	0.1040	0.0902	0.3499	3.1601	1.3333
14 SUD	3.7132	5.2473	3.8654	2.1054	4.9893	2.0519	1.6015	1.2283	1.2570	3.9950	7.6601	6.9948
15 SWO	3.2933	6.1228	5.0501	3.1253	5.1288	3.5352	16.5553	3.2970	2.3509	5.2289	0.5041	5.5821
16 SEO	0.7974	1.7379	0.6677	0.3738	0.8848	0.5229	0.0335	0.5939	0.3915	0.7233	0.0056	0.9115
17 SLV	11.3032	28.7458	9.0476	3.6612	11.9464	5.3839	0.0	0.2204	1.0664	14.2143	0.0	10.9962
18 NDA	3.0222	3.9646	2.4888	1.1825	3.7878	1.5230	0.6744	0.3595	0.4958	2.3166	71.7391	4.3794
19 GBY	16.3931	0.0645	0.8476	0.6718	10.0784	2.5217	0.0	0.0	0.0248	0.3678	0.0	3.6183
20 NBK	1.1783	0.0	8.7856	9.9294	7.4214	6.9876	0.0	0.0	0.0415	0.1095	0.0	3.0566
21 NSP	0.7426	0.0008	0.2484	15.5192	3.7311	9.1889	0.0	0.0	0.0	0.0288	0.0	2.5280
22 NFL	0.2718	0.0107	0.1013	0.0652	0.6141	34.0597	0.0	0.0	0.0024	0.0321	0.0	1.2686
50 OHO	5.6759	12.4158	6.8717	9.3937	3.4663	5.0695	25.1309	7.9420	8.0921	10.7171	0.0	6.5433
51 ILL	3.6424	4.1534	4.0039	2.4127	3.1123	1.5099	6.2170	2.0498	2.1174	4.3740	4.9698	4.3656
52 PEN	11.4345	11.1645	10.0994	10.5169	7.2838	3.8580	19.8974	12.7258	9.4378	10.1820	0.0	10.9935
53 IND	2.4606	4.7635	3.4778	2.7741	3.0592	2.2201	8.2274	2.6704	2.5429	4.4109	1.9866	3.1504
54 KEN	0.4528	1.1685	0.4660	1.5899	0.4011	0.3142	1.9293	0.9167	1.2798	0.8228	0.1566	1.6618
55 MCH	4.7049	6.2017	5.2118	3.1253	5.7771	2.4956	9.3024	2.7240	2.6367	5.6091	4.8962	5.3147
56 TEN	0.2398	0.6246	0.3245	0.4355	0.0	0.0	1.2015	0.4138	0.4390	0.2895	0.0	1.1766
57 MSU	1.0443	1.4061	1.0558	1.0673	0.9845	0.2430	2.0841	0.5723	0.7542	1.3419	1.8111	1.8277
58 WVR	1.5225	2.8900	2.1178	2.9542	0.4490	0.2236	3.0397	2.1538	2.1365	2.5812	0.0	1.8521
59 NYK	9.1054	3.1572	12.0289	9.8972	8.5543	7.2468	0.0062	56.5050	26.0153	11.5808	0.0	7.3550
60 ALA	0.4085	0.2561	0.1521	0.0758	0.1552	0.0	0.2335	0.0714	0.0531	0.1225	0.0	0.4366
61 WI	2.1104	1.1839	0.8024	0.5713	1.5792	0.2750	1.5208	0.6603	0.5619	0.9170	2.1299	2.5267
62 IA	0.8519	0.5389	0.4387	0.2442	0.8084	0.3184	0.7533	0.2802	0.1638	0.4515	0.5574	0.9879
63 MIN	0.6715	0.2655	0.2985	0.1115	0.4142	0.2500	0.2209	0.0874	0.0492	0.2055	0.2844	0.8991
64 VA	0.9414	0.4706	0.8825	0.9773	0.3566	0.4189	0.2021	0.4885	0.9039	0.9093	0.0095	0.7901
65 NC	0.4905	0.3012	0.6566	0.5999	0.3678	0.4030	0.0631	0.2974	0.4456	0.6307	0.0	0.5880
66 NH	1.2597	0.0720	2.0244	1.1617	1.4027	1.1512	0.0	0.0199	2.5727	1.6440	0.0	0.9337
67 GA	0.4221	0.1639	0.1359	0.0977	0.1537	0.0	0.1900	0.0582	0.0599	0.1115	0.0	0.3768
68 SC	0.1419	0.0109	0.1148	0.0661	0.1216	0.0627	0.0680	0.0516	0.0719	0.0794	0.0	0.0626
69 MD	1.6732	0.6329	1.5135	1.4863	1.0683	0.3125	0.3381	1.0411	1.6482	1.6172	0.0101	0.8835
70 DE	0.4021	0.1269	0.4833	0.4713	0.4663	0.0916	0.0561	0.1492	0.4751	0.4531	0.0	0.2321
71 NJ	2.1387	0.5846	3.0814	2.4724	2.6192	0.8804	0.0875	1.3651	3.7863	2.5614	0.0	1.1731
72 DC	0.2342	0.0929	0.2032	0.1928	0.0982	0.0296	0.0463	0.1237	0.2155	0.2019	0.0	0.1332
73 AR	0.0353	0.0245	0.0208	0.0225	0.0	0.0285	0.0770	0.0300	0.0405	0.0139	0.0304	0.0675
74 LA	0.0	0.0	0.0	0.0	0.0	0.0	0.0219	0.0101	0.0142	0.0	0.0	0.0
75 MS	0.0423	0.0461	0.0717	0.0421	0.0484	0.0405	0.0482	0.0289	0.0196	0.0590	0.0	0.0
76 MA	3.1607	0.3020	5.5536	6.1138	3.6251	3.0251	0.0058	0.3837	22.3851	2.8329	0.0	2.2098
77 CT	1.0362	0.2335	1.6360	1.6103	1.1558	0.7821	0.0005	0.1670	3.2560	1.0962	0.0	0.7417
78 RI	0.2117	0.0202	0.3720	0.4095	0.2428	0.2026	0.0004	0.0257	1.4995	0.1898	0.0	0.1480
79 ME	1.2046	0.0287	3.8227	1.9878	1.8987	1.8037	0.0	0.0	0.0233	6.0974	0.0	1.1760
80 VT	0.2253	0.0652	0.2960	0.1554	0.2359	0.1847	0.0	0.1556	0.5476	0.4126	0.0	0.1778

066/84-Mar-21
Ministère des Communications

TABLEAU 5.46

MATRICE DES CONTRIBUTIONS SOURCE-RECEPTEUR AUTOMNE 1980
DEPOT DE SO2 SEC
PENDANT LES PERIODES HUMIDES

	1 NEO	2 CEO	3 SWO	4 SEO	5 SUD	6 SBJ	7 PBL	8 NQB	9 OTT	10 ABI	11 NIT	12 CHI	13 LSJ
1 ABI	0.1042	0.0205	0.0020	0.0266	0.0007	0.2417	0.2736	0.3271	0.2100	2.0665	0.3094	0.3491	0.9342
2 CQB	0.0100	0.0006	0.0001	0.0005	0.0002	0.0463	0.1476	0.1694	0.0019	0.0026	0.8129	0.1372	0.0247
3 NQB	0.0016	0.0001	0.0000	0.0003	0.0	0.0063	0.0305	2.2923	0.0011	0.0007	0.0346	0.0054	0.0012
10 NMN	5.3568	0.4925	0.0206	0.0524	0.0104	0.5172	6.8954	5.4886	0.0660	0.1100	0.8163	0.2080	0.1057
11 SMN	0.7781	0.0473	0.0032	0.0069	0.0010	0.1874	0.3946	0.1497	0.0095	0.0206	0.0722	0.0736	0.0138
12 NWO	2.0272	0.1311	0.0066	0.0081	0.0035	0.3150	1.8753	0.2479	0.0082	0.0410	0.1946	0.1011	0.0545
13 NEO	39.8753	35.1357	0.3340	1.0615	0.7688	9.7017	13.0249	4.7972	0.8446	2.5040	3.0392	2.8367	1.6638
14 SUD	5.7867	13.0178	4.8337	30.4422	89.2699	17.4328	12.7467	13.3345	25.1424	13.8624	12.2651	14.8447	11.4693
15 SWO	0.1182	0.2436	40.9058	14.9334	0.0573	0.1991	0.6057	5.9511	10.5234	4.0474	6.7782	7.4200	6.6801
16 SEO	0.0	0.0	0.0052	0.0326	0.0116	0.1495	0.0745	0.5742	0.0717	0.0270	0.5896	0.8733	1.1070
17 SLV	0.0	0.0	0.0	0.0778	0.0	0.8108	0.7529	4.7935	0.9683	0.8047	5.1324	5.8126	11.8527
18 NDA	7.2224	3.7667	0.2865	5.0105	0.3604	42.0265	22.8936	17.1591	16.5966	53.3807	17.4974	22.0088	20.5211
19 GBY	0.0	0.0	0.0	0.0	0.0	0.0	0.3463	1.0839	0.0	0.0	0.6730	0.6216	0.6267
20 NBK	0.0	0.0	0.0	0.0	0.0	0.0124	0.0	0.3040	0.0	0.0007	0.0556	0.3952	0.2487
21 NSP	0.0	0.0	0.0	0.0	0.0	0.0071	0.0	0.1684	0.0	0.0009	0.0338	0.1159	0.0596
22 NFL	0.0	0.0	0.0	0.0	0.0	0.0	0.0	0.0	0.0	0.0	0.0788	0.1375	0.0357
50 OHO	0.0	0.0	8.5050	12.8238	0.0	0.5333	2.9532	7.0124	14.6534	2.7870	9.7097	6.8535	6.6620
51 ILL	6.8987	13.8582	6.4829	4.3812	2.6598	7.9564	13.2416	5.4066	5.6245	4.8269	3.9556	3.2434	3.4083
52 PEN	0.0	0.0874	0.7862	9.8837	0.0	0.0	0.0	6.6232	3.2531	1.1632	5.4596	6.6734	9.2209
53 IND	0.4425	3.3903	6.0077	4.5945	0.8570	2.5622	4.5578	3.5510	6.7310	3.1895	4.2075	3.1803	3.2918
54 KEN	0.0	0.2040	0.8886	1.0127	0.0472	0.2305	0.5683	1.4905	1.8638	0.6005	1.9532	1.2115	1.1503
55 MCH	0.1389	11.9202	26.5417	10.0714	4.2559	7.9420	2.9241	8.7806	7.6990	6.2455	11.6455	7.9750	4.8063
56 TEN	0.0	0.0	0.3188	0.3375	0.0	0.0	0.0	0.7960	0.7461	0.2595	1.2288	0.7328	0.5469
57 MSU	6.0556	3.7045	1.2429	1.1713	0.3623	1.7386	2.0663	0.6746	1.7473	1.1082	1.9845	1.2846	0.9295
58 WVR	0.0	0.0	0.1884	1.2084	0.0	0.0	0.0	1.5031	0.8610	0.1338	1.0412	1.2499	1.9001
59 NYK	0.0	0.0	0.0	0.0035	0.0	0.0	0.0	0.4922	0.0	0.0	3.5260	3.4389	3.6714
60 ALA	0.0	0.0	0.0986	0.0983	0.0	0.0	0.0	0.2596	0.1426	0.0	0.2157	0.2196	0.2043
61 WI	12.9948	11.0549	1.6419	1.7776	1.0375	3.9003	5.9118	2.4406	1.0783	2.0181	2.4009	3.2291	1.7313
62 IA	4.2614	1.6114	0.4854	0.4627	0.1877	1.1907	1.4259	0.7384	0.6587	0.4004	0.8915	0.7272	0.5371
63 MIN	7.9275	1.2247	0.2465	0.2406	0.0999	2.2927	6.2897	1.6034	0.2648	0.3104	1.3823	0.8033	0.4214
64 VA	0.0	0.0062	0.0395	0.0639	0.0011	0.0	0.0	0.4292	0.0346	0.0017	0.3020	0.1691	0.3862
65 NC	0.0	0.0078	0.0324	0.0456	0.0016	0.0	0.0	0.2516	0.0850	0.0525	0.1030	0.0712	0.0650
66 NH	0.0	0.0	0.0	0.0	0.0	0.0	0.0	0.0747	0.0	0.0	0.1493	0.2720	0.1696
67 GA	0.0	0.0	0.0350	0.0491	0.0	0.0	0.0	0.1938	0.0	0.0	0.0	0.1139	0.1272
68 SC	0.0	0.0	0.0098	0.0142	0.0009	0.0	0.0	0.0	0.0	0.0	0.0	0.0	0.0
69 MD	0.0	0.0	0.0069	0.0323	0.0	0.0	0.0	0.2350	0.0426	0.0018	0.0785	0.1876	0.3821
70 DE	0.0	0.0	0.0001	0.0088	0.0	0.0	0.0	0.0372	0.0077	0.0	0.0189	0.0156	0.0823
71 NJ	0.0	0.0	0.0003	0.0153	0.0	0.0	0.0	0.1166	0.0	0.0	0.1124	0.5706	0.6957
72 DC	0.0	0.0008	0.0007	0.0038	0.0003	0.0	0.0	0.0437	0.0023	0.0005	0.0184	0.0357	0.0584
73 AR	0.0	0.0712	0.0366	0.0250	0.0056	0.0	0.0	0.0394	0.0427	0.0318	0.0552	0.0498	0.0358
74 LA	0.0	0.0	0.0005	0.0	0.0	0.0	0.0	0.0	0.0	0.0	0.0	0.0	0.0
75 MS	0.0	0.0029	0.0067	0.0116	0.0	0.0	0.0	0.0	0.0	0.0	0.0	0.0	0.0087
76 MA	0.0	0.0	0.0	0.0021	0.0	0.0	0.0	0.1914	0.0	0.0	0.6638	1.2393	1.4846
77 CT	0.0	0.0	0.0	0.0003	0.0	0.0	0.0	0.0237	0.0	0.0	0.3622	0.2848	0.3565
78 RI	0.0	0.0	0.0	0.0001	0.0	0.0	0.0	0.0128	0.0	0.0	0.0445	0.0830	0.0994
79 ME	0.0	0.0	0.0	0.0	0.0	0.0	0.0	0.1019	0.0	0.0	0.0354	0.0908	0.0736
80 VT	0.0	0.0	0.0	0.0090	0.0	0.0	0.0	0.0360	0.0180	0.0	0.0713	0.0541	0.0951

056/84-Mai-21
Ministère des Communications

TABLEAU 5.46 (suite)

MATRICE DES CONTRIBUTIONS SOURCE-RECEPTEUR AUTOMNE 1980
DEPOT DE SO2 SEC
PENDANT LES PERIODES HUMIDES

	14 GP	15 MTL	16 NB	17 NE	18 ANT	19 TN	20 WNY	21 ENY	22 SNA	23 NNA	24 NDA	25 LAB
1 ABI	0.1206	0.1854	0.0921	0.0316	0.0620	0.0285	0.0027	0.0114	0.0195	0.1158	0.0138	0.1760
2 CQB	0.0327	0.0028	0.0066	0.0032	0.0290	0.0047	0.0003	0.0002	0.0001	0.0020	0.0003	0.0597
3 NQB	0.0036	0.0002	0.0002	0.0001	0.0051	0.0013	0.0002	0.0001	0.0000	0.0000	0.0003	0.1242
10 NMN	0.1309	0.0309	0.0657	0.0287	0.0433	0.0337	0.0148	0.0053	0.0063	0.0282	0.0066	0.2887
11 SMN	0.0167	0.0047	0.0023	0.0041	0.0229	0.0056	0.0013	0.0007	0.0008	0.0048	0.0021	0.0329
12 NWO	0.0397	0.0091	0.0167	0.0090	0.0689	0.0152	0.0027	0.0008	0.0009	0.0083	0.0079	0.0932
13 NEO	0.8713	0.4049	0.4685	0.1759	1.3268	0.3748	0.1081	0.0498	0.0451	0.2689	1.4294	1.5043
14 SUD	3.2083	4.8036	3.9316	1.7532	4.9862	1.1531	1.6760	0.7621	0.7745	3.8545	3.5982	8.4549
15 SWO	1.9996	4.3811	3.6487	1.7932	3.5819	1.4212	24.5608	1.9776	1.2101	3.6932	0.1357	4.6159
16 SEO	0.7485	2.8860	0.6887	0.2881	0.8307	0.2721	0.0278	0.6438	0.3697	0.8436	0.0017	0.9876
17 SLV	12.8606	53.9964	12.5214	3.5709	13.0821	2.9445	0.0	0.1209	0.9739	25.9783	0.0	13.6812
18 NDA	4.2088	5.7260	3.4568	1.2948	5.4749	1.1518	0.9949	0.3324	0.4848	3.3506	90.2938	7.1118
19 GBY	36.7164	0.0522	1.2198	0.8314	19.1620	2.0051	0.0	0.0	0.0149	0.3981	0.0	5.9046
20 NBK	0.9640	0.0	19.4320	17.3365	9.5322	5.2001	0.0	0.0	0.0212	0.0917	0.0	3.7648
21 NSP	0.6354	0.0004	0.2224	33.1377	4.4840	7.8614	0.0	0.0	0.0	0.0200	0.0	3.2683
22 NFL	0.2839	0.0053	0.1222	0.0706	0.9150	63.8966	0.0	0.0	0.0010	0.0238	0.0	2.1183
50 OHO	3.1118	6.0093	4.1802	5.2316	2.1272	1.8957	21.8936	3.4422	3.7815	5.9357	0.0	5.3814
51 ILL	1.8402	1.7911	2.3904	1.2327	1.9274	0.5602	3.6690	0.6618	0.7403	2.4084	1.3914	3.0639
52 PEN	7.1033	6.7331	6.6826	6.1561	5.0573	1.5491	25.7582	8.4640	5.4449	6.6472	0.0	9.2928
53 IND	1.3047	2.1107	1.9859	1.3897	1.8846	0.7986	5.5633	0.9464	0.9617	2.2943	0.3129	2.2279
54 KEN	0.2482	0.5336	0.2653	0.7989	0.3175	0.1136	0.9976	0.2748	0.4419	0.4245	0.0209	1.2824
55 MCH	2.6602	3.4619	3.4084	1.6516	3.9331	0.9567	8.4209	1.1459	1.1166	3.5348	1.8127	4.0832
56 TEN	0.1185	0.2578	0.1711	0.2202	0.0	0.0	0.5816	0.1210	0.1417	0.1458	0.0	0.9003
57 MSU	0.5243	0.6024	0.5977	0.5188	0.6040	0.0856	1.1722	0.1736	0.2688	0.7367	0.3367	1.2817
58 WVR	1.1328	1.3302	1.2425	1.5573	0.2752	0.0960	2.4403	0.8986	0.8815	1.3709	0.0	1.5513
59 NYK	7.4801	2.1518	10.7550	6.9400	6.5325	3.0945	0.0024	76.7642	31.1770	11.5036	0.0	6.7058
60 ALA	0.2200	0.0996	0.0786	0.0337	0.1049	0.0	0.1053	0.0223	0.0191	0.0559	0.0	0.3146
61 WI	1.1435	0.4845	0.4439	0.2665	1.0110	0.0986	0.7940	0.2004	0.1904	0.4613	0.4797	1.9016
62 IA	0.4294	0.2070	0.2403	0.1142	0.5146	0.1107	0.3666	0.0832	0.0551	0.2221	0.1047	0.7532
63 MIN	0.3305	0.1008	0.1641	0.0500	0.2543	0.0857	0.1112	0.0273	0.0171	0.0981	0.0444	0.6605
64 VA	0.6281	0.1996	0.5754	0.4968	0.2211	0.1604	0.1232	0.2305	0.3889	0.5644	0.0012	0.6107
65 NC	0.2587	0.1341	0.4521	0.2885	0.2203	0.1633	0.0292	0.1149	0.1639	0.3765	0.0	0.4213
66 NH	1.1070	0.0437	2.7098	1.0762	1.4048	0.5668	0.0	0.0154	3.8286	2.6982	0.0	0.9052
67 GA	0.2250	0.0840	0.0851	0.0446	0.1061	0.0	0.0995	0.0183	0.0184	0.0576	0.0	0.2755
68 SC	0.0776	0.0039	0.0720	0.0304	0.0800	0.0220	0.0331	0.0156	0.0251	0.0437	0.0	0.0447
69 MD	1.0052	0.2852	1.0394	0.8676	0.8807	0.1281	0.2576	0.6056	1.0091	1.0684	0.0014	0.7117
70 DE	0.2440	0.0558	0.3480	0.2801	0.3964	0.0374	0.0383	0.0786	0.2963	0.3044	0.0	0.1832
71 NJ	1.4962	0.3483	2.3463	1.5666	1.9785	0.3541	0.0527	1.0486	3.3637	2.0870	0.0	0.9367
72 DC	0.1413	0.0415	0.1430	0.1053	0.0713	0.0121	0.0340	0.0605	0.1258	0.1297	0.0	0.1068
73 AR	0.0164	0.0096	0.0114	0.0111	0.0	0.0098	0.0363	0.0092	0.0142	0.0072	0.0043	0.0468
74 LA	0.0	0.0	0.0	0.0	0.0	0.0	0.0085	0.0025	0.0042	0.0	0.0	0.0
75 MS	0.0204	0.0172	0.0364	0.0187	0.0293	0.0134	0.0201	0.0082	0.0064	0.0271	0.0	0.0
76 MA	2.1671	0.1794	5.0786	4.8374	3.0114	1.2552	0.0023	0.3285	33.9904	2.7687	0.0	1.9727
77 CT	0.7893	0.1467	1.4537	1.2143	0.9416	0.3217	0.0002	0.1192	4.5639	1.0516	0.0	0.6743
78 RI	0.1452	0.0120	0.3402	0.3240	0.2017	0.0841	0.0002	0.0220	2.2769	0.1855	0.0	0.1321
79 ME	0.9959	0.0169	6.4733	2.2260	2.0874	0.9687	0.0	0.0	0.0115	13.4973	0.0	1.2242
80 VT	0.1948	0.0600	0.3338	0.1220	0.2196	0.0889	0.0	0.1917	0.7527	0.6116	0.0	0.1671

056/84-Mai-21
Ministère des Communications

TABLEAU 5.47

MATRICE DES CONTRIBUTIONS SOURCE-RECEPTEUR AUTOMNE 1980
DEPOT DE SO4 SEC
PENDANT LES PERIODES SECHES

	1 NEO	2 CEO	3 SWO	4 SEO	5 SUD	6 SBJ	7 PBL	8 NQB	9 OTT	10 ABI	11 NIT	12 CHI	13 LSJ
1 ABI	0.0587	0.0175	0.0045	0.0106	0.0048	0.0727	0.0864	0.0725	0.0331	0.2470	0.0772	0.0823	0.1123
2 CQB	0.0037	0.0005	0.0001	0.0004	0.0004	0.0095	0.0129	0.0139	0.0008	0.0017	0.0306	0.0130	0.0041
3 NQB	0.0010	0.0002	0.0000	0.0002	0.0	0.0026	0.0070	0.0697	0.0005	0.0008	0.0068	0.0017	0.0005
10 NMN	5.5272	0.7599	0.1043	0.1462	0.0811	1.1051	6.9949	4.6107	0.1322	0.3772	1.1665	0.3379	0.1786
11 SMN	0.8942	0.1195	0.0187	0.0246	0.0102	0.4251	0.4327	0.1477	0.0252	0.0919	0.1041	0.1297	0.0322
12 NWO	1.3568	0.1813	0.0213	0.0191	0.0245	0.4487	0.8748	0.1646	0.0161	0.1220	0.1950	0.1446	0.0766
13 NEO	12.3724	7.2334	0.5343	1.0004	1.4762	6.2069	6.0853	2.6582	0.8751	2.5324	2.0657	2.0681	1.4923
14 SUD	6.4546	5.1832	3.4656	8.8450	44.2525	12.9373	9.0854	7.6263	9.8939	10.5935	6.6805	8.6149	6.6751
15 SWO	0.4421	0.8505	12.7488	7.1300	0.7552	0.3332	1.1920	5.4571	6.6808	6.3208	4.7882	5.1624	6.0013
16 SEO	0.0	0.0	0.0152	0.0338	0.0494	0.0597	0.0871	0.4161	0.0528	0.0351	0.4438	0.4534	0.4434
17 SLV	0.0	0.0	0.0	0.1170	0.0	0.3849	0.7948	3.5103	0.7946	0.6749	3.2780	2.8875	3.4559
18 NDA	4.6912	1.7552	0.4749	1.4993	0.8330	10.1927	8.2050	4.9504	2.7195	9.1584	5.3372	5.7138	5.0836
19 GBY	0.0	0.0	0.0	0.0	0.0	0.0	0.2010	0.6364	0.0	0.0	0.4306	0.3794	0.3430
20 NBK	0.0	0.0	0.0	0.0	0.0	0.0693	0.0	0.3005	0.0	0.0075	0.0976	0.3804	0.2665
21 NSP	0.0	0.0	0.0	0.0	0.0	0.0417	0.0	0.1216	0.0	0.0098	0.0642	0.1848	0.0993
22 NFL	0.0	0.0	0.0	0.0	0.0	0.0	0.0	0.0	0.0	0.0	0.0692	0.1734	0.0628
50 OHO	0.0	0.0	16.2328	19.9480	0.0	3.3713	9.3162	13.1658	22.1906	10.0552	16.6469	13.3833	14.9382
51 ILL	13.3188	25.9334	12.0945	10.5336	13.4413	18.0981	19.2272	9.3932	11.7360	13.5382	7.6155	6.8645	8.2051
52 PEN	0.0	0.5202	1.4752	8.7227	0.0	0.0	0.0	10.1945	4.0678	3.1039	8.4090	10.5954	12.3049
53 IND	3.0827	12.8912	14.3392	10.6589	11.7996	11.0244	11.8081	6.4382	9.6295	11.4751	5.9645	5.4321	6.7092
54 KEN	0.0	1.8431	3.9379	2.9458	1.7611	1.8094	2.2037	3.1270	3.1566	3.0849	3.2749	2.2649	2.0481
55 MCH	0.8210	9.4955	16.5089	11.4781	9.5359	9.5029	3.7016	9.7052	10.9959	10.1778	10.4323	9.4528	7.3462
56 TEN	0.0	0.0	2.0044	1.3585	0.0	0.0	0.0	1.6030	2.1404	1.3296	1.7438	1.3284	1.4290
57 MSU	16.7043	11.4519	4.6025	3.2224	4.0839	7.4379	5.0305	1.2842	4.5883	5.8243	4.8796	3.1508	2.4308
58 WVR	0.0	0.0	1.1780	2.9603	0.0	0.0	0.0	3.4346	2.1723	0.8719	2.7810	2.7770	3.6408
59 NYK	0.0	0.0	0.0	0.0390	0.0	0.0	0.0	0.6508	0.0	0.0	2.5670	3.0832	3.3712
60 ALA	0.0	0.0	0.6911	0.5424	0.0	0.0	0.0	0.6099	0.3025	0.0	0.3569	0.4498	0.4127
61 WI	14.0274	13.4380	4.5349	4.3235	8.0787	6.9358	6.2660	3.5469	3.4954	5.7402	3.6760	5.1090	3.5830
62 IA	8.5036	3.9998	2.1204	1.7568	2.1492	4.2543	2.6709	0.7187	2.1630	1.8738	1.7390	1.9912	1.6845
63 MIN	11.7404	3.6288	1.2165	1.1115	1.2970	5.2764	5.7166	2.0529	1.0971	1.8082	2.1939	2.3175	1.4765
64 VA	0.0	0.0467	0.2875	0.3533	0.0452	0.0	0.0	0.9611	0.1818	0.0248	0.8573	0.6281	0.9262
65 NC	0.0	0.0819	0.4312	0.3923	0.0777	0.0	0.0	0.5417	0.5373	0.6265	0.4257	0.3694	0.3529
66 NH	0.0	0.0	0.0	0.0	0.0	0.0	0.0	0.0703	0.0	0.0	0.1930	0.2846	0.1794
67 GA	0.0	0.0	0.3649	0.2318	0.0	0.0	0.0	0.4477	0.0	0.0	0.0	0.2288	0.2627
68 SC	0.0	0.0	0.1062	0.0979	0.0492	0.0	0.0	0.0	0.0	0.0	0.0	0.0	0.0
69 MD	0.0	0.0	0.0543	0.1246	0.0	0.0	0.0	0.4578	0.1132	0.0210	0.1446	0.5473	0.9188
70 DE	0.0	0.0	0.0028	0.0439	0.0	0.0	0.0	0.0535	0.0180	0.0	0.0399	0.0626	0.2106
71 NJ	0.0	0.0	0.0074	0.0699	0.0	0.0	0.0	0.1775	0.0	0.0	0.1860	0.7343	0.9887
72 DC	0.0	0.0059	0.0059	0.0200	0.0058	0.0	0.0	0.0870	0.0089	0.0066	0.0394	0.0932	0.1443
73 AR	0.0	0.5231	0.3011	0.1286	0.1882	0.0	0.0	0.1058	0.1558	0.2653	0.1631	0.1764	0.1378
74 LA	0.0	0.0	0.0098	0.0	0.0	0.0	0.0	0.0	0.0	0.0	0.0	0.0	0.0
75 MS	0.0	0.0394	0.1056	0.0722	0.0	0.0	0.0	0.0	0.0	0.0	0.0	0.0	0.0251
76 MA	0.0	0.0	0.0	0.0215	0.0	0.0	0.0	0.2572	0.0	0.0	0.3670	1.2643	1.2669
77 CT	0.0	0.0	0.0	0.0036	0.0	0.0	0.0	0.0241	0.0	0.0	0.3144	0.3669	0.4053
78 RI	0.0	0.0	0.0	0.0014	0.0	0.0	0.0	0.0172	0.0	0.0	0.0246	0.0847	0.0849
79 ME	0.0	0.0	0.0	0.0	0.0	0.0	0.0	0.0947	0.0	0.0	0.0801	0.1824	0.1336
80 VT	0.0	0.0	0.0	0.0119	0.0	0.0	0.0	0.0240	0.0256	0.0	0.0498	0.0502	0.0553

066/84-Mai-21
Ministère des Communications

TABLEAU 5.47 (suite)

MATRICE DES CONTRIBUTIONS SOURCE-RECEPTEUR AUTOMNE 1980
DEPOT DE SO4 SEC
PENDANT LES PERIODES SECHES

	14 GP	15 MTL	16 NB	17 NE	18 ANT	19 TN	20 WNY	21 ENY	22 SNA	23 NNA	24 NDA	25 LAB
1 ABI	0.0510	0.0477	0.0399	0.0255	0.0331	0.0401	0.0032	0.0135	0.0188	0.0327	0.0252	0.0594
2 CQB	0.0071	0.0011	0.0016	0.0012	0.0065	0.0037	0.0002	0.0004	0.0001	0.0006	0.0010	0.0090
3 NQB	0.0014	0.0001	0.0001	0.0001	0.0017	0.0012	0.0001	0.0001	0.0000	0.0000	0.0013	0.0133
10 NMN	0.2968	0.1057	0.1156	0.0680	0.0937	0.1624	0.0510	0.0482	0.0391	0.0580	0.1163	0.3594
11 SMN	0.0397	0.0178	0.0078	0.0102	0.0434	0.0261	0.0052	0.0061	0.0053	0.0111	0.0357	0.0405
12 NWO	0.0723	0.0215	0.0286	0.0203	0.0913	0.0532	0.0080	0.0057	0.0051	0.0160	0.0943	0.0859
13 NEO	1.0079	0.6343	0.5876	0.3461	1.3277	0.8985	0.1902	0.2404	0.2108	0.4755	4.3125	1.3351
14 SUD	3.9264	4.1589	3.5597	2.2753	5.2899	3.2365	1.5217	1.8663	1.9772	3.5893	9.8940	5.9615
15 SWO	4.2528	5.5208	5.6826	4.2555	6.5073	6.2322	8.2508	4.2960	3.6426	5.5817	1.1496	6.0034
16 SEO	0.6155	0.5349	0.5099	0.3689	0.7923	0.6864	0.0388	0.3733	0.2983	0.4365	0.0116	0.7264
17 SLV	7.0309	7.7578	4.8808	2.7062	8.8582	6.8853	0.0	0.3655	0.8897	4.9073	0.0	7.4283
18 NDA	2.3430	2.6572	2.1765	1.2385	3.1636	2.0338	0.6245	0.4892	0.6155	1.7882	37.9404	3.3868
19 GBY	3.5479	0.0534	0.4035	0.3382	3.2629	1.7584	0.0	0.0	0.0348	0.2417	0.0	1.5877
20 NBK	1.1640	0.0	2.2295	3.0462	4.2251	5.3877	0.0	0.0	0.0774	0.1066	0.0	2.1007
21 NSP	0.6776	0.0029	0.2438	3.4861	2.3538	5.7597	0.0	0.0	0.0	0.0401	0.0	1.5935
22 NFL	0.1811	0.0218	0.0621	0.0397	0.2810	6.5600	0.0	0.0	0.0075	0.0388	0.0	0.5386
50 OHO	8.8099	18.9548	10.2978	13.4716	6.0282	10.6097	25.0549	15.6439	14.2854	16.6629	0.0	7.1243
51 ILL	6.7445	7.6507	6.2236	4.1030	5.2659	3.2260	10.3469	6.2227	5.9387	6.8666	10.7808	7.0009
52 PEN	14.2345	12.5373	13.0498	13.8442	9.3611	6.8100	11.9460	14.5452	12.6224	12.1542	0.0	11.3417
53 IND	4.0884	8.3700	5.9197	4.9255	5.2546	5.1915	11.3542	6.9804	6.1881	7.7232	10.0751	4.9462
54 KEN	0.7030	1.9537	0.7992	2.8036	0.4055	0.7218	3.9371	3.1805	3.6780	1.4640	1.2205	2.0693
55 MCH	6.8819	7.7242	6.8701	4.9495	7.7380	4.9031	8.8341	5.5884	5.3604	7.0590	7.4647	6.6906
56 TEN	0.4689	1.2452	0.6698	0.7569	0.0	0.0	2.7482	1.5077	1.4588	0.5420	0.0	1.4937
57 MSU	1.9607	2.6203	1.8318	2.0341	1.7150	0.6066	3.7248	1.9379	2.0383	2.1173	6.8668	2.9428
58 WVR	1.4514	4.7751	3.4075	4.7030	0.7830	0.3451	3.3585	4.4635	4.5179	4.3350	0.0	1.9433
59 NYK	7.6040	3.0291	10.0654	9.8943	9.1853	11.3080	0.0248	22.5703	13.3483	7.9372	0.0	6.6389
60 ALA	0.6575	0.5755	0.3318	0.1871	0.2112	0.0	0.6132	0.2293	0.1408	0.2926	0.0	0.6472
61 WI	3.3578	2.3983	1.4665	1.2124	2.4439	0.6487	3.0534	2.2370	1.6779	1.7208	6.1251	3.3424
62 IA	1.5865	1.2450	0.8207	0.5147	1.2678	0.8316	1.7068	0.9889	0.4962	0.8905	2.0770	1.2655
63 MIN	1.3259	0.6293	0.5543	0.2678	0.7183	0.6869	0.4715	0.2821	0.1401	0.4346	1.4666	1.2649
64 VA	1.0490	0.8925	1.1680	1.6809	0.6016	0.8253	0.3214	0.8615	1.7950	1.1709	0.0829	0.9807
65 NC	0.8238	0.5249	0.7956	1.1735	0.6897	0.6977	0.1567	0.6853	1.1368	0.8639	0.0	0.8872
66 NH	0.9639	0.0803	1.0152	0.8044	1.0035	1.4073	0.0	0.0188	0.9330	0.5869	0.0	0.7637
67 GA	0.6932	0.2299	0.1930	0.2203	0.1998	0.0	0.3793	0.1838	0.2262	0.1975	0.0	0.5369
68 SC	0.2218	0.0291	0.1627	0.1463	0.1757	0.1590	0.1538	0.1764	0.2016	0.1250	0.0	0.0952
69 MD	2.2003	1.0821	1.8414	1.9642	1.0117	0.5290	0.3995	1.4079	2.0432	1.8972	0.0666	1.0030
70 DE	0.5195	0.2260	0.5466	0.6047	0.4212	0.1558	0.0763	0.2285	0.5762	0.5191	0.0	0.2750
71 NJ	2.2241	0.6674	3.2092	2.8657	2.8666	1.5498	0.1413	1.2956	2.9287	2.2597	0.0	1.3558
72 DC	0.3060	0.1611	0.2381	0.2868	0.1154	0.0506	0.0572	0.2083	0.2836	0.2469	0.0	0.1527
73 AR	0.0813	0.0544	0.0389	0.0414	0.0	0.0788	0.1852	0.1003	0.1130	0.0250	0.1921	0.1126
74 LA	0.0	0.0	0.0	0.0	0.0	0.0	0.0841	0.0545	0.0607	0.0	0.0	0.0
75 MS	0.0884	0.1143	0.1647	0.1052	0.0881	0.1285	0.1524	0.1117	0.0629	0.1380	0.0	0.0
76 MA	3.3821	0.3461	4.5117	5.1897	3.3886	4.9861	0.0216	0.3155	7.8271	1.9834	0.0	2.0676
77 CT	0.9568	0.2487	1.3799	1.4567	1.1152	1.3109	0.0024	0.1744	1.3092	0.7856	0.0	0.6728
78 RI	0.2265	0.0232	0.3022	0.3476	0.2270	0.3340	0.0014	0.0211	0.5243	0.1329	0.0	0.1385
79 ME	0.9972	0.0334	1.4111	1.0858	1.2002	1.9390	0.0	0.0	0.0381	1.3758	0.0	0.8647
80 VT	0.1761	0.0428	0.1843	0.1332	0.1865	0.2341	0.0	0.0743	0.2273	0.1693	0.0	0.1527

066/84-Ma-21
Ministère des Communications

TABLEAU 5.48

MATRICE DES CONTRIBUTIONS SOURCE-RECEPTEUR AUTOMNE 1980
DEPOT DE SO4 SEC
PENDANT LES PERIODES HUMIDES

	1 NEO	2 CEO	3 SWO	4 SEO	5 SUD	6 SBJ	7 PBL	8 NQB	9 OTT	10 ABI	11 NIT	12 CHI	13 LSJ
1 ABI	0.0831	0.0226	0.0043	0.0181	0.0021	0.1240	0.1280	0.1147	0.0937	1.2592	0.1283	0.1468	0.3106
2 CQB	0.0079	0.0009	0.0002	0.0008	0.0003	0.0239	0.0354	0.0379	0.0018	0.0030	0.1783	0.0440	0.0111
3 NQB	0.0021	0.0004	0.0000	0.0004	0.0	0.0055	0.0157	0.3470	0.0012	0.0013	0.0165	0.0039	0.0012
10 NMN	6.6932	0.8278	0.0848	0.1619	0.0326	1.2424	8.6310	5.9689	0.1579	0.3479	1.4997	0.4239	0.2239
11 SMN	1.0740	0.1253	0.0151	0.0269	0.0040	0.4766	0.5322	0.1898	0.0297	0.0836	0.1339	0.1621	0.0398
12 NWO	1.7208	0.2000	0.0178	0.0213	0.0100	0.5163	1.1330	0.2156	0.0193	0.1133	0.2549	0.1825	0.0970
13 NEO	19.3399	21.0078	0.4911	1.2348	0.8547	7.9025	7.8792	3.5153	1.0991	2.7264	2.7611	2.7264	1.9441
14 SUD	7.7713	8.7770	4.3818	18.8197	81.7230	15.9996	11.4153	10.0646	15.9047	12.5250	9.0886	11.6508	9.1341
15 SWO	0.3550	0.6177	32.0421	9.4003	0.2072	0.2685	1.0116	4.9574	7.0193	4.5920	4.5379	4.9417	5.5978
16 SEO	0.0	0.0	0.0102	0.0336	0.0178	0.0772	0.0846	0.4294	0.0577	0.0294	0.4682	0.5099	0.5554
17 SLV	0.0	0.0	0.0	0.1092	0.0	0.4582	0.7741	3.6217	0.8496	0.6664	3.5245	3.3007	5.0084
18 NDA	6.5150	2.7231	0.4681	2.9909	0.4525	19.3598	11.9584	7.5751	7.4493	31.5365	8.5348	9.8711	9.2424
19 GBY	0.0	0.0	0.0	0.0	0.0	0.0	0.2356	0.7751	0.0	0.0	0.5326	0.4682	0.4356
20 NBK	0.0	0.0	0.0	0.0	0.0	0.0701	0.0	0.3599	0.0	0.0062	0.1162	0.4522	0.3157
21 NSP	0.0	0.0	0.0	0.0	0.0	0.0422	0.0	0.1470	0.0	0.0080	0.0763	0.2154	0.1155
22 NFL	0.0	0.0	0.0	0.0	0.0	0.0	0.0	0.0	0.0	0.0	0.0842	0.2037	0.0729
50 OHO	0.0	0.0	10.7523	16.5371	0.0	2.5669	7.7918	11.6784	19.1735	6.5227	14.9856	11.7302	13.1816
51 ILL	10.9564	19.8593	8.0650	8.3134	4.1949	14.2944	16.4774	8.3525	9.8694	8.9561	6.8307	5.9996	7.1406
52 PEN	0.0	0.3699	0.9824	8.3239	0.0	0.0	0.0	9.0982	3.6004	2.0643	7.5980	9.3727	11.0266
53 IND	2.4276	9.3241	8.9945	8.4395	3.2303	8.4950	9.9377	5.7156	8.3735	7.4432	5.4044	4.7875	5.8755
54 KEN	0.0	1.2938	2.2773	2.2954	0.4649	1.3686	1.8306	2.7652	2.6968	1.9651	2.9503	1.9887	1.8040
55 MCH	0.6502	9.1747	20.8872	10.1366	4.3025	7.9501	3.1865	8.7565	9.5626	7.3218	9.6813	8.5081	6.5252
56 TEN	0.0	0.0	1.1357	1.0419	0.0	0.0	0.0	1.4195	1.7709	0.8472	1.5804	1.1676	1.2397
57 MSU	13.5437	8.3718	2.7047	2.5197	1.1322	5.7325	4.2416	1.1388	3.8102	3.7056	4.3438	2.7397	2.1093
58 WVR	0.0	0.0	0.6678	2.3334	0.0	0.0	0.0	3.0279	1.8073	0.5506	2.4683	2.4224	3.1964
59 NYK	0.0	0.0	0.0	0.0290	0.0	0.0	0.0	0.5836	0.0	0.0	2.4243	2.8473	3.1359
60 ALA	0.0	0.0	0.3896	0.4116	0.0	0.0	0.0	0.5374	0.2540	0.0	0.3217	0.3935	0.3616
61 WI	12.0709	11.1812	2.7695	3.4091	2.3239	5.5630	5.4347	3.1705	2.8766	3.7937	3.3225	4.5184	3.1360
62 IA	6.9803	2.9711	1.2282	1.3508	0.5951	3.2979	2.2698	0.6513	1.7795	1.1984	1.5587	1.7253	1.4529
63 MIN	9.8086	2.6603	0.6983	0.8487	0.3560	4.1647	4.9959	1.8429	0.8955	1.1462	1.9802	2.0045	1.2692
64 VA	0.0	0.0330	0.1618	0.2681	0.0119	0.0	0.0	0.8479	0.1474	0.0153	0.7598	0.5391	0.8059
65 NC	0.0	0.0572	0.2380	0.2937	0.0203	0.0	0.0	0.4786	0.4330	0.3883	0.3727	0.3139	0.2993
66 NH	0.0	0.0	0.0	0.0	0.0	0.0	0.0	0.0638	0.0	0.0	0.1755	0.2587	0.1641
67 GA	0.0	0.0	0.2029	0.1767	0.0	0.0	0.0	0.3947	0.0	0.0	0.0	0.2004	0.2299
68 SC	0.0	0.0	0.0590	0.0737	0.0128	0.0	0.0	0.0	0.0	0.0	0.0	0.0	0.0
69 MD	0.0	0.0	0.0305	0.0957	0.0	0.0	0.0	0.4057	0.0939	0.0130	0.1299	0.4733	0.7993
70 DE	0.0	0.0	0.0015	0.0334	0.0	0.0	0.0	0.0479	0.0151	0.0	0.0357	0.0536	0.1829
71 NJ	0.0	0.0	0.0040	0.0534	0.0	0.0	0.0	0.1585	0.0	0.0	0.1677	0.6569	0.8821
72 DC	0.0	0.0041	0.0033	0.0152	0.0016	0.0	0.0	0.0770	0.0073	0.0040	0.0352	0.0809	0.1255
73 AR	0.0	0.3696	0.1687	0.0978	0.0498	0.0	0.0	0.0929	0.1277	0.1661	0.1444	0.1517	0.1181
74 LA	0.0	0.0	0.0053	0.0	0.0	0.0	0.0	0.0	0.0	0.0	0.0	0.0	0.0
75 MS	0.0	0.0273	0.0580	0.0546	0.0	0.0	0.0	0.0	0.0	0.0	0.0	0.0	0.0217
76 MA	0.0	0.0	0.0	0.0160	0.0	0.0	0.0	0.2306	0.0	0.0	0.3585	1.1518	1.1898
77 CT	0.0	0.0	0.0	0.0027	0.0	0.0	0.0	0.0218	0.0	0.0	0.2925	0.3283	0.3681
78 RI	0.0	0.0	0.0	0.0011	0.0	0.0	0.0	0.0154	0.0	0.0	0.0240	0.0772	0.0797
79 ME	0.0	0.0	0.0	0.0	0.0	0.0	0.0	0.0860	0.0	0.0	0.0715	0.1597	0.1176
80 VT	0.0	0.0	0.0	0.0102	0.0	0.0	0.0	0.0221	0.0223	0.0	0.0472	0.0462	0.0561

056/84-Mai-21
Ministère des Communications

TABLEAU 5.48 (suite)

MATRICE DES CONTRIBUTIONS SOURCE-RECEPTEUR AUTOMNE 1980
DEPOT DE SO4 SEC
PENDANT LES PERIODES HUMIDES

	14 GP	15 MTL	16 NB	17 NE	18 ANT	19 TN	20 WNY	21 ENY	22 SNA	23 NNA	24 NDA	25 LAB
1 ABI	0.0774	0.0965	0.0622	0.0357	0.0488	0.0473	0.0042	0.0121	0.0205	0.0579	0.0135	0.0916
2 CQB	0.0172	0.0022	0.0040	0.0026	0.0154	0.0068	0.0005	0.0004	0.0002	0.0013	0.0005	0.0221
3 NQB	0.0030	0.0002	0.0002	0.0002	0.0038	0.0022	0.0003	0.0001	0.0000	0.0001	0.0007	0.0348
10 NMN	0.3534	0.1064	0.1454	0.0813	0.1167	0.1641	0.0567	0.0304	0.0318	0.0696	0.0349	0.4666
11 SMN	0.0471	0.0178	0.0095	0.0122	0.0544	0.0265	0.0057	0.0039	0.0043	0.0132	0.0107	0.0526
12 NWO	0.0869	0.0221	0.0360	0.0243	0.1165	0.0546	0.0090	0.0036	0.0042	0.0192	0.0289	0.1131
13 NEO	1.2413	0.6695	0.7512	0.4170	1.7149	0.9376	0.2198	0.1562	0.1741	0.5743	1.7666	1.7613
14 SUD	4.8201	4.7917	4.6491	2.7998	6.8158	3.3546	1.9262	1.3028	1.6966	4.5329	4.2429	7.9501
15 SWO	3.5772	4.3641	5.0634	3.5815	5.7828	4.4769	14.9356	2.3197	2.1978	4.8073	0.2630	5.4967
16 SEO	0.6259	1.5289	0.5452	0.3607	0.8118	0.5656	0.0370	0.5020	0.2965	0.5086	0.0031	0.7652
17 SLV	7.7950	28.1715	6.1380	2.8279	9.3340	5.6941	0.0	0.2015	0.8259	10.4308	0.0	8.0092
18 NDA	3.3918	3.8976	3.2206	1.7086	4.6376	2.3655	0.9241	0.4091	0.6324	2.6547	83.0738	5.0744
19 GBY	12.5335	0.0547	0.5824	0.4531	5.3506	1.8221	0.0	0.0	0.0277	0.2980	0.0	2.1202
20 NBK	1.3193	0.0	6.4857	6.4944	5.3170	5.4676	0.0	0.0	0.0598	0.1215	0.0	2.6183
21 NSP	0.7731	0.0026	0.2898	11.7549	2.9134	6.1478	0.0	0.0	0.0	0.0446	0.0	1.9998
22 NFL	0.2168	0.0202	0.0798	0.0491	0.3752	25.5996	0.0	0.0	0.0057	0.0435	0.0	0.7265
50 OHO	7.3334	13.4829	9.0003	11.3054	5.2834	7.5671	22.5051	7.2649	8.4331	13.8860	0.0	6.5162
51 ILL	5.5688	5.3695	5.4293	3.4143	4.6207	2.2989	8.1906	2.7546	3.3781	5.7214	2.5098	6.2978
52 PEN	12.0029	9.2996	11.5019	11.6751	8.3123	4.8934	16.5724	8.6099	7.9031	10.3329	0.0	10.4046
53 IND	3.3925	5.8915	5.1432	4.0927	4.6085	3.6865	9.2316	3.1243	3.5486	6.3994	2.0781	4.4537
54 KEN	0.5850	1.3800	0.6939	2.3290	0.3649	0.5128	3.0629	1.3971	2.0901	1.2119	0.2472	1.8820
55 MCH	5.7460	5.6237	6.0478	4.1326	6.8557	3.5058	8.1290	2.5756	3.1156	5.9701	2.1508	6.0811
56 TEN	0.3863	0.8702	0.5771	0.6296	0.0	0.0	2.1242	0.6607	0.8235	0.4477	0.0	1.3571
57 MSU	1.6186	1.8377	1.5897	1.6844	1.5025	0.4295	2.9272	0.8527	1.1618	1.7640	1.4412	2.6465
58 WVR	1.2570	3.3737	2.9685	3.9277	0.6861	0.2495	2.8936	2.0543	2.6163	3.5975	0.0	1.7817
59 NYK	6.7375	2.3418	9.3481	8.5531	8.2324	8.1744	0.0187	60.6864	21.4062	7.7311	0.0	6.1384
60 ALA	0.5463	0.3998	0.2852	0.1533	0.1870	0.0	0.4707	0.1012	0.0803	0.2391	0.0	0.5841
61 WI	2.7921	1.6741	1.2695	0.9991	2.1527	0.4604	2.3784	0.9841	0.9515	1.4210	1.3264	3.0311
62 IA	1.3096	0.8637	0.7099	0.4244	1.1159	0.5875	1.3201	0.4340	0.2813	0.7338	0.4365	1.1495
63 MIN	1.0915	0.4361	0.4797	0.2196	0.6298	0.4843	0.3658	0.1244	0.0796	0.3569	0.3022	1.1444
64 VA	0.8925	0.6254	1.0278	1.3982	0.5279	0.5903	0.2557	0.4102	1.0455	0.9886	0.0167	0.8918
65 NC	0.6833	0.3696	0.7046	0.9711	0.6026	0.5017	0.1206	0.3107	0.6500	0.7260	0.0	0.8002
66 NH	0.8719	0.0597	1.1934	0.7553	0.9361	1.0333	0.0	0.0134	2.6607	1.0966	0.0	0.7113
67 GA	0.5758	0.1649	0.1691	0.1812	0.1773	0.0	0.2956	0.0811	0.1270	0.1636	0.0	0.4853
68 SC	0.1845	0.0201	0.1427	0.1204	0.1552	0.1125	0.1189	0.0776	0.1147	0.1041	0.0	0.0858
69 MD	1.8487	0.7628	1.6297	1.6572	0.9144	0.3808	0.3369	0.7440	1.3130	1.6157	0.0136	0.9158
70 DE	0.4368	0.1590	0.4865	0.5112	0.3822	0.1122	0.0622	0.1139	0.3735	0.4431	0.0	0.2506
71 NJ	1.9056	0.4933	2.8817	2.4404	2.5667	1.1136	0.1122	0.9180	2.6290	2.0146	0.0	1.2367
72 DC	0.2572	0.1135	0.2114	0.2403	0.1029	0.0364	0.0476	0.1005	0.1785	0.2094	0.0	0.1393
73 AR	0.0665	0.0378	0.0337	0.0343	0.0	0.0555	0.1427	0.0442	0.0643	0.0207	0.0392	0.1012
74 LA	0.0	0.0	0.0	0.0	0.0	0.0	0.0635	0.0235	0.0339	0.0	0.0	0.0
75 MS	0.0726	0.0791	0.1413	0.0861	0.0771	0.0901	0.1160	0.0488	0.0356	0.1129	0.0	0.0
76 MA	2.8886	0.2557	4.2184	4.6061	3.0663	3.5942	0.0163	0.2677	23.6423	1.9124	0.0	1.9074
77 CT	0.8327	0.1867	1.2795	1.2779	1.0064	0.9444	0.0018	0.1118	3.1593	0.7496	0.0	0.6219
78 RI	0.1935	0.0171	0.2826	0.3085	0.2054	0.2408	0.0011	0.0179	1.5837	0.1281	0.0	0.1278
79 ME	0.8852	0.0246	2.3021	1.1503	1.1479	1.4403	0.0	0.0	0.0228	5.4650	0.0	0.8132
80 VT	0.1584	0.0409	0.1888	0.1180	0.1715	0.1714	0.0	0.1509	0.5202	0.2596	0.0	0.1416

066/84-Mai-21
Ministère des Communications

TABLEAU 5.49

MATRICE DES CONTRIBUTIONS SOURCE-RECEPTEUR AUTOMNE 1980
DEPOT DE SOUFRE SEC

	1 NEO	2 CEO	3 SWO	4 SEO	5 SUD	6 SBJ	7 PBL	8 NQB	9 OTT	10 ABI	11 NIT	12 CHI	13 LSJ
1 ABI	0.0721	0.0174	0.0025	0.0158	0.0015	0.1379	0.1450	0.1444	0.0867	0.9401	0.1433	0.1623	0.3381
2 CQB	0.0054	0.0005	0.0001	0.0004	0.0002	0.0214	0.0429	0.0463	0.0011	0.0021	0.1740	0.0423	0.0095
3 NQB	0.0011	0.0001	0.0000	0.0002	0.0	0.0039	0.0131	0.4398	0.0007	0.0007	0.0135	0.0027	0.0007
10 NMN	5.5298	0.6212	0.0418	0.0825	0.0257	0.7870	6.9093	4.9277	0.0904	0.2173	0.9186	0.2550	0.1334
11 SMN	0.8414	0.0737	0.0069	0.0120	0.0027	0.2923	0.4083	0.1436	0.0146	0.0454	0.0816	0.0933	0.0199
12 NWO	1.7368	0.1578	0.0110	0.0119	0.0082	0.4035	1.3504	0.2017	0.0111	0.0763	0.1890	0.1176	0.0636
13 NEO	24.8107	20.1046	0.4141	1.0500	1.0576	8.8189	9.3868	3.6168	0.8726	2.9373	2.5026	2.4751	1.6034
14 SUD	6.1764	9.4134	4.3348	18.8815	77.5541	16.8717	11.0090	10.1869	17.3315	14.4956	9.1806	11.7387	9.1756
15 SWO	0.2462	0.4914	28.4583	11.7654	0.1986	0.3027	0.9398	6.3270	9.3973	6.1374	6.2450	6.8813	7.0304
16 SEO	0.0	0.0	0.0087	0.0349	0.0229	0.1153	0.0862	0.5221	0.0666	0.0366	0.5388	0.6865	0.7835
17 SLV	0.0	0.0	0.0	0.0974	0.0	0.6624	0.8165	4.3044	0.9294	0.8887	4.2829	4.4141	7.2162
18 NDA	5.3268	2.4661	0.3128	2.6567	0.4565	21.9812	12.8501	8.5345	6.9416	27.1757	8.8565	10.6608	9.8599
19 GBY	0.0	0.0	0.0	0.0	0.0	0.0	0.2869	0.8768	0.0	0.0	0.5652	0.5254	0.5106
20 NBK	0.0	0.0	0.0	0.0	0.0	0.0292	0.0	0.3053	0.0	0.0023	0.0711	0.4067	0.2708
21 NSP	0.0	0.0	0.0	0.0	0.0	0.0170	0.0	0.1486	0.0	0.0029	0.0446	0.1477	0.0783
22 NFL	0.0	0.0	0.0	0.0	0.0	0.0	0.0	0.0	0.0	0.0	0.0757	0.1588	0.0479
50 OHO	0.0	0.0	12.1791	17.1008	0.0	1.5176	5.6922	10.4278	19.5933	6.2872	13.6614	10.4060	12.4561
51 ILL	10.5124	20.7364	9.1876	7.1914	5.8506	14.0187	17.8241	7.7581	8.7690	9.6489	5.8778	5.1162	5.7450
52 PEN	0.0	0.2270	1.1176	10.1416	0.0	0.0	0.0	8.9860	3.9704	2.2710	7.3021	9.1796	11.7261
53 IND	1.2270	7.1252	9.5433	7.4135	3.0336	6.1053	8.0238	5.1969	8.7595	7.1883	5.4098	4.5301	5.1289
54 KEN	0.0	0.6427	1.8933	1.8220	0.2668	0.7246	1.2052	2.3324	2.6289	1.6049	2.7203	1.8017	1.6796
55 MCH	0.3572	12.0537	23.6214	11.6093	6.5548	10.2904	3.6888	10.2031	10.0115	9.6587	12.0195	9.5307	6.5244
56 TEN	0.0	0.0	0.8041	0.7090	0.0	0.0	0.0	1.2226	1.3550	0.6928	1.5810	1.0741	0.9584
57 MSU	10.9359	7.0489	2.4302	2.0517	1.1651	4.1313	3.5363	1.0095	3.0427	2.9928	3.3029	2.1720	1.6295
58 WVR	0.0	0.0	0.4736	2.0014	0.0	0.0	0.0	2.4462	1.4702	0.4000	1.8006	2.0174	2.8741
59 NYK	0.0	0.0	0.0	0.0117	0.0	0.0	0.0	0.6222	0.0	0.0	3.2953	3.5970	3.9040
60 ALA	0.0	0.0	0.2618	0.2397	0.0	0.0	0.0	0.4279	0.2241	0.0	0.2985	0.3410	0.3168
61 WI	14.9872	13.5155	2.7934	2.9338	2.7954	6.1072	6.8518	3.2236	2.0752	4.0625	3.2027	4.4358	2.7159
62 IA	6.5977	2.7595	1.0274	0.9454	0.6082	2.6004	2.1616	0.8075	1.2754	1.0235	1.3326	1.2946	1.0248
63 MIN	10.6362	2.2836	0.5532	0.5398	0.3437	4.0605	6.7720	1.9966	0.5723	0.8804	1.8754	1.4660	0.8467
64 VA	0.0	0.0179	0.1068	0.1560	0.0066	0.0	0.0	0.6920	0.0834	0.0074	0.5369	0.3465	0.6499
65 NC	0.0	0.0263	0.1162	0.1365	0.0101	0.0	0.0	0.3984	0.2234	0.2078	0.2177	0.1701	0.1598
66 NH	0.0	0.0	0.0	0.0	0.0	0.0	0.0	0.0804	0.0	0.0	0.1837	0.3063	0.1930
67 GA	0.0	0.0	0.1121	0.1112	0.0	0.0	0.0	0.3170	0.0	0.0	0.0	0.1753	0.1994
68 SC	0.0	0.0	0.0319	0.0383	0.0060	0.0	0.0	0.0	0.0	0.0	0.0	0.0	0.0
69 MD	0.0	0.0	0.0193	0.0665	0.0	0.0	0.0	0.3555	0.0746	0.0070	0.1143	0.3440	0.6438
70 DE	0.0	0.0	0.0006	0.0204	0.0	0.0	0.0	0.0490	0.0127	0.0	0.0293	0.0331	0.1428
71 NJ	0.0	0.0	0.0014	0.0341	0.0	0.0	0.0	0.1574	0.0	0.0	0.1555	0.7096	0.9119
72 DC	0.0	0.0022	0.0020	0.0091	0.0012	0.0	0.0	0.0668	0.0048	0.0020	0.0288	0.0622	0.0997
73 AR	0.0	0.2040	0.1049	0.0590	0.0300	0.0	0.0	0.0690	0.0869	0.1067	0.1001	0.0999	0.0751
74 LA	0.0	0.0	0.0020	0.0	0.0	0.0	0.0	0.0	0.0	0.0	0.0	0.0	0.0
75 MS	0.0	0.0110	0.0260	0.0299	0.0	0.0	0.0	0.0	0.0	0.0	0.0	0.0	0.0159
76 MA	0.0	0.0	0.0	0.0067	0.0	0.0	0.0	0.2438	0.0	0.0	0.5442	1.3785	1.5251
77 CT	0.0	0.0	0.0	0.0010	0.0	0.0	0.0	0.0264	0.0	0.0	0.3683	0.3544	0.4199
78 RI	0.0	0.0	0.0	0.0005	0.0	0.0	0.0	0.0163	0.0	0.0	0.0365	0.0923	0.1022
79 ME	0.0	0.0	0.0	0.0	0.0	0.0	0.0	0.1090	0.0	0.0	0.0567	0.1397	0.1085
80 VT	0.0	0.0	0.0	0.0112	0.0	0.0	0.0	0.0328	0.0234	0.0	0.0653	0.0575	0.0816

066/84-Mai-21
Ministère des Communications

TABLEAU 5.49 (suite)

MATRICE DES CONTRIBUTIONS SOURCE-RECEPTEUR AUTOMNE 1980
DEPOT DE SOUFRE SEC

	14 GP	15 MTL	16 NB	17 NE	18 ANT	19 TN	20 WNY	21 ENY	22 SNA	23 NNA	24 NDA	25 LAB
1 ABI	0.0765	0.1028	0.0567	0.0272	0.0413	0.0348	0.0025	0.0114	0.0180	0.0613	0.0187	0.0913
2 CQB	0.0147	0.0017	0.0030	0.0018	0.0123	0.0041	0.0002	0.0003	0.0001	0.0010	0.0005	0.0203
3 NQB	0.0020	0.0001	0.0001	0.0001	0.0025	0.0012	0.0001	0.0001	0.0000	0.0000	0.0005	0.0367
10 NMN	0.1960	0.0587	0.0848	0.0443	0.0589	0.0777	0.0250	0.0147	0.0148	0.0403	0.0271	0.2966
11 SMN	0.0255	0.0093	0.0039	0.0065	0.0295	0.0128	0.0024	0.0019	0.0020	0.0072	0.0085	0.0336
12 NWO	0.0542	0.0148	0.0213	0.0137	0.0766	0.0307	0.0043	0.0019	0.0020	0.0116	0.0274	0.0846
13 NEO	0.9835	0.5518	0.5243	0.2517	1.3120	0.6487	0.1371	0.1050	0.0946	0.3609	2.7768	1.3447
14 SUD	3.7079	5.0792	3.8295	2.1053	5.0535	2.1307	1.6020	1.2011	1.2564	3.9328	6.7400	6.8656
15 SWO	3.3305	5.8635	5.0413	3.1820	5.2866	3.6980	16.5287	3.1631	2.3114	5.1482	0.4396	5.6165
16 SEO	0.7664	1.7289	0.6457	0.3662	0.8646	0.5204	0.0335	0.5865	0.3808	0.6942	0.0049	0.8774
17 SLV	10.7901	29.1547	8.6814	3.5129	11.4453	5.3467	0.0	0.2151	1.0396	13.9306	0.0	10.3980
18 NDA	3.0177	4.0087	2.5168	1.2018	3.7793	1.5601	0.7010	0.3640	0.5047	2.3332	74.9316	4.3193
19 GBY	16.1037	0.0619	0.8088	0.6356	9.3630	2.3623	0.0	0.0	0.0244	0.3534	0.0	3.3166
20 NBK	1.1608	0.0	8.5912	9.5162	6.9608	6.5829	0.0	0.0	0.0419	0.1077	0.0	2.8978
21 NSP	0.7251	0.0010	0.2461	15.1843	3.5233	8.5726	0.0	0.0	0.0	0.0296	0.0	2.3750
22 NFL	0.2594	0.0114	0.0971	0.0619	0.5706	33.2362	0.0	0.0	0.0026	0.0323	0.0	1.1616
50 OHO	5.9367	12.4478	7.1870	9.6562	3.8568	5.5227	24.8130	7.7732	8.0519	11.1237	0.0	6.6015
51 ILL	3.9594	4.2876	4.2176	2.5660	3.4373	1.6534	6.3728	2.1165	2.2579	4.5482	4.3234	4.8403
52 PEN	11.5064	10.8333	10.2843	10.6513	7.5316	4.0360	19.6829	12.2015	9.1888	10.1553	0.0	10.9755
53 IND	2.6103	4.8773	3.7318	2.9786	3.3932	2.4926	8.2747	2.6957	2.6435	4.6844	1.9153	3.4731
54 KEN	0.4736	1.1870	0.5009	1.7044	0.3969	0.3509	2.0351	0.9695	1.3716	0.8767	0.1682	1.7264
55 MCH	4.8654	6.0732	5.3268	3.2744	6.0260	2.6759	9.1653	2.6760	2.6681	5.6315	4.2338	5.5338
56 TEN	0.2642	0.6541	0.3648	0.4654	0.0	0.0	1.2928	0.4423	0.4857	0.3117	0.0	1.2272
57 MSU	1.1391	1.4551	1.1378	1.1652	1.0963	0.2779	2.1556	0.6023	0.7986	1.3959	1.6590	2.0285
58 WVR	1.4807	2.9305	2.2464	3.0980	0.5001	0.2276	3.0122	2.1174	2.1732	2.7176	0.0	1.8553
59 NYK	8.7496	3.0325	11.6385	9.6529	8.5492	7.3915	0.0076	57.3176	25.6209	11.0752	0.0	7.1717
60 ALA	0.4306	0.2748	0.1735	0.0888	0.1624	0.0	0.2582	0.0745	0.0560	0.1400	0.0	0.4736
61 WI	2.2191	1.2434	0.8750	0.6409	1.7044	0.3094	1.5999	0.6952	0.6067	0.9883	1.8886	2.6621
62 IA	0.9274	0.5818	0.4811	0.2735	0.8753	0.3690	0.8089	0.2973	0.1775	0.4922	0.5094	1.0327
63 MIN	0.7416	0.2883	0.3268	0.1296	0.4606	0.2945	0.2346	0.0912	0.0526	0.2276	0.2751	0.9621
64 VA	0.9324	0.4884	0.9020	1.0416	0.3936	0.4495	0.2061	0.4742	0.9118	0.9161	0.0106	0.8197
65 NC	0.5216	0.3080	0.6622	0.6591	0.4183	0.4196	0.0689	0.2956	0.4668	0.6411	0.0	0.6412
66 NH	1.2032	0.0699	1.9233	1.1014	1.3289	1.1271	0.0	0.0192	2.5982	1.5885	0.0	0.8967
67 GA	0.4466	0.1626	0.1406	0.1114	0.1593	0.0	0.1997	0.0605	0.0684	0.1187	0.0	0.4045
68 SC	0.1487	0.0122	0.1188	0.0751	0.1290	0.0720	0.0730	0.0545	0.0767	0.0826	0.0	0.0684
69 MD	1.6983	0.6452	1.5269	1.5063	1.0462	0.3239	0.3362	0.9992	1.5988	1.6092	0.0103	0.8992
70 DE	0.4068	0.1303	0.4827	0.4754	0.4537	0.0951	0.0563	0.1438	0.4605	0.4496	0.0	0.2384
71 NJ	2.0996	0.5679	3.0461	2.4565	2.6252	0.9204	0.0894	1.3120	3.6589	2.4803	0.0	1.1981
72 DC	0.2375	0.0949	0.2040	0.1996	0.0997	0.0307	0.0461	0.1198	0.2095	0.2020	0.0	0.1359
73 AR	0.0406	0.0262	0.0228	0.0243	0.0	0.0336	0.0837	0.0315	0.0431	0.0149	0.0308	0.0757
74 LA	0.0	0.0	0.0	0.0	0.0	0.0	0.0267	0.0119	0.0168	0.0	0.0	0.0
75 MS	0.0474	0.0506	0.0830	0.0495	0.0546	0.0501	0.0556	0.0312	0.0215	0.0671	0.0	0.0
76 MA	3.1147	0.2936	5.3623	5.8727	3.5423	3.1198	0.0070	0.3708	22.6713	2.7111	0.0	2.1677
77 CT	1.0042	0.2257	1.5839	1.5551	1.1356	0.8089	0.0007	0.1602	3.2624	1.0497	0.0	0.7239
78 RI	0.2086	0.0197	0.3592	0.3934	0.2373	0.2090	0.0005	0.0248	1.5187	0.1816	0.0	0.1452
79 ME	1.1568	0.0280	3.6564	1.8731	1.7807	1.7370	0.0	0.0	0.0230	6.0789	0.0	1.1143
80 VT	0.2155	0.0621	0.2820	0.1494	0.2257	0.1819	0.0	0.1556	0.5473	0.3961	0.0	0.1720

056/84-Mai-21
Ministère des Communications

TABLEAU 5.50

MATRICE DES CONTRIBUTIONS SOURCE-RECEPTEUR AUTOMNE 1980
DEPOT DE SO2 HUMIDE

	1 NEO	2 CEO	3 SWO	4 SEO	5 SUD	6 SBJ	7 PBL	8 NQB	9 OTT	10 ABI	11 NIT	12 CHI	13 LSJ
1 ABI	0.1043	0.0212	0.0021	0.0267	0.0012	0.2417	0.2735	0.3273	0.2089	1.6670	0.3095	0.3490	0.9304
2 CQB	0.0100	0.0006	0.0001	0.0005	0.0002	0.0463	0.1475	0.1694	0.0019	0.0027	0.7638	0.1369	0.0247
3 NQB	0.0016	0.0001	0.0000	0.0003	0.0	0.0063	0.0305	2.2313	0.0011	0.0008	0.0347	0.0054	0.0012
10 NMN	5.3582	0.5101	0.0223	0.0527	0.0164	0.5173	6.8954	5.4906	0.0661	0.1142	0.8165	0.2080	0.1057
11 SMN	0.7783	0.0489	0.0035	0.0069	0.0015	0.1874	0.3945	0.1498	0.0095	0.0214	0.0723	0.0736	0.0138
12 NWO	2.0280	0.1357	0.0071	0.0082	0.0055	0.3151	1.8755	0.2480	0.0082	0.0426	0.1947	0.1011	0.0546
13 NEO	39.8645	32.8929	0.3620	1.0665	1.2061	9.7071	13.0248	4.8020	0.8456	2.5987	3.0420	2.8370	1.6639
14 SUD	5.7887	13.4176	5.2207	30.1369	83.1484	17.4326	12.7464	13.3411	25.1506	14.3842	12.2717	14.8426	11.4701
15 SWO	0.1182	0.2521	36.3493	14.9718	0.0900	0.1991	0.6057	5.9525	10.5320	4.2004	6.7835	7.4206	6.6809
16 SEO	0.0	0.0	0.0056	0.0327	0.0182	0.1493	0.0745	0.5745	0.0718	0.0280	0.5900	0.8733	1.1071
17 SLV	0.0	0.0	0.0	0.0782	0.0	0.8105	0.7529	4.7953	0.9695	0.8347	5.1352	5.8121	11.8450
18 NDA	7.2239	3.9016	0.3106	5.0312	0.5664	42.0150	22.8955	17.1740	16.5237	52.0976	17.5043	22.0145	20.5254
19 GBY	0.0	0.0	0.0	0.0	0.0	0.0	0.3462	1.0845	0.0	0.0	0.6732	0.6214	0.6268
20 NBK	0.0	0.0	0.0	0.0	0.0	0.0124	0.0	0.3041	0.0	0.0007	0.0557	0.3951	0.2487
21 NSP	0.0	0.0	0.0	0.0	0.0	0.0071	0.0	0.1685	0.0	0.0009	0.0338	0.1159	0.0596
22 NFL	0.0	0.0	0.0	0.0	0.0	0.0	0.0	0.0	0.0	0.0	0.0788	0.1375	0.0357
50 OHO	0.0	0.0	9.2149	12.8901	0.0	0.5334	2.9532	7.0169	14.6711	2.8936	9.7134	6.8533	8.6618
51 ILL	6.9015	14.3526	7.0213	4.4041	4.1813	7.9587	13.2437	5.4112	5.6317	5.0105	3.9579	3.2434	3.4075
52 PEN	0.0	0.0905	0.8518	9.9291	0.0	0.0	0.0	6.6280	3.2562	1.2070	5.4609	6.6729	9.2244
53 IND	0.4426	3.5120	6.5131	4.6185	1.3470	2.5626	4.5572	3.5525	6.7390	3.3095	4.2092	3.1802	3.2916
54 KEN	0.0	0.2113	0.9631	1.0178	0.0742	0.2306	0.5683	1.4913	1.8662	0.6233	1.9551	1.2114	1.1504
55 MCH	0.1389	12.3414	28.3926	10.1189	6.6765	7.9439	2.9229	8.7861	7.7084	6.4818	11.6506	7.9722	4.8082
56 TEN	0.0	0.0	0.3457	0.3392	0.0	0.0	0.0	0.7964	0.7470	0.2694	1.2292	0.7331	0.5469
57 MSU	6.0576	3.8363	1.3471	1.1772	0.5693	1.7392	2.0660	0.6751	1.7496	1.1497	1.9854	1.2845	0.9295
58 WVR	0.0	0.0	0.2042	1.2145	0.0	0.0	0.0	1.5039	0.8620	0.1387	1.0415	1.2497	1.8996
59 NYK	0.0	0.0	0.0	0.0035	0.0	0.0	0.0	0.4925	0.0	0.0	3.5282	3.4385	3.6726
60 ALA	0.0	0.0	0.1069	0.0988	0.0	0.0	0.0	0.2597	0.1428	0.0	0.2158	0.2196	0.2043
61 WI	12.9941	11.4464	1.7802	1.7866	1.6311	3.9007	5.9113	2.4427	1.0796	2.0938	2.4021	3.2300	1.7308
62 IA	4.2627	1.6686	0.5261	0.4651	0.2950	1.1908	1.4251	0.7388	0.6596	0.4156	0.8923	0.7270	0.5371
63 MIN	7.9269	1.2683	0.2672	0.2418	0.1569	2.2927	6.2896	1.6041	0.2652	0.3220	1.3831	0.8031	0.4214
64 VA	0.0	0.0064	0.0428	0.0643	0.0018	0.0	0.0	0.4295	0.0346	0.0018	0.3021	0.1690	0.3862
65 NC	0.0	0.0081	0.0351	0.0458	0.0025	0.0	0.0	0.2518	0.0851	0.0545	0.1030	0.0711	0.0650
66 NH	0.0	0.0	0.0	0.0	0.0	0.0	0.0	0.0748	0.0	0.0	0.1494	0.2721	0.1697
67 GA	0.0	0.0	0.0380	0.0493	0.0	0.0	0.0	0.1939	0.0	0.0	0.0	0.1139	0.1272
68 SC	0.0	0.0	0.0106	0.0142	0.0014	0.0	0.0	0.0	0.0	0.0	0.0	0.0	0.0
69 MD	0.0	0.0	0.0075	0.0325	0.0	0.0	0.0	0.2352	0.0426	0.0019	0.0786	0.1875	0.3821
70 DE	0.0	0.0	0.0001	0.0088	0.0	0.0	0.0	0.0373	0.0077	0.0	0.0189	0.0156	0.0823
71 NJ	0.0	0.0	0.0003	0.0154	0.0	0.0	0.0	0.1167	0.0	0.0	0.1125	0.5704	0.6958
72 DC	0.0	0.0008	0.0007	0.0039	0.0004	0.0	0.0	0.0437	0.0023	0.0005	0.0184	0.0357	0.0584
73 AR	0.0	0.0737	0.0397	0.0251	0.0087	0.0	0.0	0.0394	0.0427	0.0330	0.0553	0.0498	0.0358
74 LA	0.0	0.0	0.0005	0.0	0.0	0.0	0.0	0.0	0.0	0.0	0.0	0.0	0.0
75 MS	0.0	0.0030	0.0073	0.0116	0.0	0.0	0.0	0.0	0.0	0.0	0.0	0.0	0.0087
76 MA	0.0	0.0	0.0	0.0021	0.0	0.0	0.0	0.1916	0.0	0.0	0.6641	1.2392	1.4853
77 CT	0.0	0.0	0.0	0.0003	0.0	0.0	0.0	0.0237	0.0	0.0	0.3625	0.2848	0.3565
78 RI	0.0	0.0	0.0	0.0001	0.0	0.0	0.0	0.0128	0.0	0.0	0.0445	0.0830	0.0995
79 ME	0.0	0.0	0.0	0.0	0.0	0.0	0.0	0.1020	0.0	0.0	0.0354	0.0908	0.0736
80 VT	0.0	0.0	0.0	0.0091	0.0	0.0	0.0	0.0360	0.0180	0.0	0.0714	0.0541	0.0951

066/84-Mai-21
Ministère des Communications

TABLEAU 5.50 (suite)

MATRICE DES CONTRIBUTIONS SOURCE-RECEPTEUR AUTOMNE 1980
DEPOT DE SO2 HUMIDE

	14 GP	15 MTL	16 NB	17 NE	18 ANT	19 TN	20 WNY	21 ENY	22 SNA	23 NNA	24 NDA	25 LAB
1 ABI	0.1287	0.2114	0.0935	0.0333	0.0620	0.0357	0.0027	0.0160	0.0223	0.1198	0.0215	0.1760
2 CQB	0.0349	0.0031	0.0067	0.0033	0.0290	0.0058	0.0003	0.0003	0.0002	0.0020	0.0004	0.0597
3 NQB	0.0038	0.0002	0.0002	0.0002	0.0051	0.0017	0.0002	0.0001	0.0000	0.0000	0.0004	0.1242
10 NMN	0.1398	0.0353	0.0667	0.0303	0.0433	0.0422	0.0149	0.0075	0.0072	0.0292	0.0103	0.2887
11 SMN	0.0178	0.0054	0.0024	0.0043	0.0229	0.0070	0.0013	0.0010	0.0009	0.0050	0.0033	0.0329
12 NWO	0.0423	0.0105	0.0169	0.0095	0.0689	0.0190	0.0027	0.0011	0.0010	0.0086	0.0123	0.0932
13 NEO	0.9302	0.4627	0.4753	0.1857	1.3275	0.4697	0.1086	0.0696	0.0517	0.2781	2.2306	1.5044
14 SUD	3.4253	5.4890	3.9899	1.8498	4.9899	1.4446	1.6839	1.0656	0.8883	3.9863	5.6106	8.4576
15 SWO	2.1346	5.0070	3.7029	1.8918	3.5829	1.7803	24.2966	2.7638	1.3877	3.8198	0.2119	4.6156
16 SEO	0.7990	2.9048	0.6989	0.3040	0.8310	0.3407	0.0279	0.8648	0.4234	0.8723	0.0027	0.9876
17 SLV	13.7290	47.8209	12.7074	3.7683	13.0855	3.6885	0.0	0.1690	1.1162	26.4575	0.0	13.6831
18 NDA	4.4932	6.5415	3.5083	1.3662	5.4773	1.4428	0.9998	0.4649	0.5558	3.4657	84.8544	7.1138
19 GBY	32.4445	0.0596	1.2373	0.8771	19.1325	2.5119	0.0	0.0	0.0171	0.4117	0.0	5.9048
20 NBK	1.0294	0.0	18.2668	17.9228	9.5352	6.5148	0.0	0.0	0.0243	0.0949	0.0	3.7637
21 NSP	0.6785	0.0004	0.2257	29.8084	4.4865	9.8507	0.0	0.0	0.0	0.0207	0.0	3.2679
22 NFL	0.3031	0.0061	0.1240	0.0745	0.9154	54.7697	0.0	0.0	0.0011	0.0246	0.0	2.1185
50 OHO	3.3221	6.8684	4.2427	5.5234	2.1272	2.3735	21.9977	4.8127	4.3359	6.1405	0.0	5.3787
51 ILL	1.9648	2.0461	2.4257	1.3008	1.9273	0.7019	3.6862	0.9253	0.8490	2.4911	2.1727	3.0650
52 PEN	7.5828	7.6949	6.7822	6.4982	5.0586	1.9410	25.7849	11.8323	6.2420	6.8761	0.0	9.2927
53 IND	1.3930	2.4130	2.0154	1.4664	1.8857	1.0002	5.5902	1.3232	1.1027	2.3726	0.4885	2.2272
54 KEN	0.2649	0.6097	0.2693	0.8430	0.3175	0.1423	1.0023	0.3841	0.5069	0.4391	0.0326	1.2823
55 MCH	2.8401	3.9569	3.4593	1.7435	3.9344	1.1985	8.4612	1.6020	1.2802	3.6561	2.8291	4.0822
56 TEN	0.1265	0.2947	0.1736	0.2325	0.0	0.0	0.5846	0.1692	0.1625	0.1508	0.0	0.9003
57 MSU	0.5602	0.6884	0.6065	0.5475	0.6042	0.1072	1.1776	0.2428	0.3083	0.7620	0.5256	1.2816
58 WVR	1.2093	1.5202	1.2609	1.6440	0.2753	0.1203	2.4521	1.2564	1.0110	1.4184	0.0	1.5513
59 NYK	7.9822	2.4590	10.9148	7.3255	6.5346	3.8765	0.0024	67.6084	34.4962	11.8942	0.0	6.7052
60 ALA	0.2349	0.1138	0.0798	0.0356	0.1049	0.0	0.1058	0.0312	0.0219	0.0578	0.0	0.3146
61 WI	1.2207	0.5536	0.4506	0.2813	1.0110	0.1235	0.7976	0.2801	0.2183	0.4770	0.7491	1.9016
62 IA	0.4584	0.2365	0.2439	0.1206	0.5148	0.1387	0.3682	0.1164	0.0632	0.2297	0.1635	0.7534
63 MIN	0.3528	0.1152	0.1665	0.0527	0.2545	0.1074	0.1117	0.0381	0.0196	0.1015	0.0694	0.6603
64 VA	0.6706	0.2282	0.5840	0.5241	0.2211	0.2009	0.1237	0.3223	0.4460	0.5836	0.0019	0.6104
65 NC	0.2762	0.1533	0.4588	0.3045	0.2204	0.2045	0.0294	0.1607	0.1880	0.3894	0.0	0.4213
66 NH	1.1819	0.0499	2.7493	1.1358	1.4048	0.7100	0.0	0.0215	3.3376	2.7554	0.0	0.9051
67 GA	0.2402	0.0960	0.0863	0.0471	0.1061	0.0	0.1000	0.0257	0.0211	0.0596	0.0	0.2754
68 SC	0.0828	0.0045	0.0730	0.0321	0.0801	0.0276	0.0333	0.0218	0.0288	0.0452	0.0	0.0447
69 MD	1.0734	0.3259	1.0547	0.9152	0.8809	0.1604	0.2588	0.8466	1.1574	1.1051	0.0022	0.7117
70 DE	0.2605	0.0638	0.3532	0.2956	0.3965	0.0469	0.0385	0.1100	0.3395	0.3148	0.0	0.1832
71 NJ	1.5964	0.3979	2.3815	1.6533	1.9791	0.4435	0.0530	1.4637	3.8517	2.1584	0.0	0.9365
72 DC	0.1509	0.0474	0.1451	0.1111	0.0713	0.0151	0.0342	0.0846	0.1443	0.1342	0.0	0.1068
73 AR	0.0175	0.0110	0.0116	0.0117	0.0	0.0122	0.0365	0.0128	0.0163	0.0074	0.0068	0.0468
74 LA	0.0	0.0	0.0	0.0	0.0	0.0	0.0086	0.0035	0.0048	0.0	0.0	0.0
75 MS	0.0218	0.0196	0.0370	0.0197	0.0293	0.0168	0.0202	0.0115	0.0074	0.0281	0.0	0.0
76 MA	2.3132	0.2051	5.1536	5.1054	3.0137	1.5725	0.0023	0.4568	28.2425	2.8638	0.0	1.9722
77 CT	0.8427	0.1676	1.4752	1.2814	0.9421	0.4031	0.0002	0.1665	4.4426	1.0873	0.0	0.6743
78 RI	0.1550	0.0137	0.3452	0.3420	0.2019	0.1053	0.0002	0.0306	1.8918	0.1918	0.0	0.1321
79 ME	1.0631	0.0193	6.5393	2.3481	2.0879	1.2136	0.0	0.0	0.0132	10.9836	0.0	1.2245
80 VT	0.2079	0.0686	0.3388	0.1288	0.2197	0.1114	0.0	0.2161	0.7523	0.6299	0.0	0.1671

066/84-Mai-21
Ministère des Communications

TABLEAU 5.51

MATRICE DES CONTRIBUTIONS SOURCE-RECEPTEUR AUTOMNE 1980
DEPOT DE SO4 HUMIDE

	1 NEO	2 CEO	3 SWO	4 SEO	5 SUD	6 SBJ	7 PBL	8 NQB	9 OTT	10 ABI	11 NIT	12 CHI	13 LSJ
1 ABI	0.0026	0.0230	0.0045	0.0182	0.0031	0.1242	0.1280	0.1150	0.0934	1.0192	0.1285	0.1471	0.3105
2 CQB	0.0002	0.0009	0.0002	0.0008	0.0004	0.0240	0.0355	0.0380	0.0018	0.0031	0.1687	0.0441	0.0111
3 NQB	0.0001	0.0004	0.0000	0.0004	0.0	0.0055	0.0157	0.3396	0.0012	0.0013	0.0165	0.0039	0.0012
10 NMN	0.2077	0.8433	0.0896	0.1621	0.0474	1.2411	8.6296	5.9715	0.1578	0.3543	1.4987	0.4234	0.2238
11 SMN	0.0333	0.1275	0.0159	0.0269	0.0059	0.4761	0.5320	0.1898	0.0296	0.0851	0.1338	0.1619	0.0397
12 NWO	0.0534	0.2038	0.0188	0.0213	0.0145	0.5161	1.1338	0.2157	0.0193	0.1155	0.2549	0.1824	0.0969
13 NEO	0.6013	19.5209	0.5201	1.2380	1.2431	7.9104	7.8863	3.5165	1.0991	2.7835	2.7615	2.7271	1.9439
14 SUD	0.2411	8.9281	4.6360	18.6512	73.4222	16.0095	11.4199	10.0695	15.9313	12.7889	9.0938	11.6599	9.1414
15 SWO	0.0110	0.6289	28.2626	9.4226	0.3011	0.2684	1.0111	4.9595	7.0298	4.6868	4.5422	4.9468	5.5998
16 SEO	0.0	0.0	0.0108	0.0337	0.0258	0.0774	0.0846	0.4296	0.0577	0.0300	0.4685	0.5106	0.5564
17 SLV	0.0	0.0	0.0	0.1094	0.0	0.4588	0.7738	3.6233	0.8505	0.6807	3.5269	3.3064	5.0179
18 NDA	0.2022	2.7777	0.4956	3.0008	0.6588	19.3923	11.9675	7.5779	7.4323	30.4419	8.5421	9.8837	9.2576
19 GBY	0.0	0.0	0.0	0.0	0.0	0.0	0.2359	0.7757	0.0	0.0	0.5327	0.4686	0.4363
20 NBK	0.0	0.0	0.0	0.0	0.0	0.0700	0.0	0.3598	0.0	0.0063	0.1162	0.4522	0.3157
21 NSP	0.0	0.0	0.0	0.0	0.0	0.0421	0.0	0.1471	0.0	0.0082	0.0762	0.2153	0.1155
22 NFL	0.0	0.0	0.0	0.0	0.0	0.0	0.0	0.0	0.0	0.0	0.0842	0.2036	0.0729
50 OHO	0.0	0.0	11.3902	16.5743	0.0	2.5637	7.7838	11.6754	19.1702	6.6449	14.9796	11.7202	13.1754
51 ILL	0.3398	20.2347	8.5433	8.3269	6.1047	14.2798	16.4737	8.3495	9.8651	9.1316	6.8270	5.9972	7.1328
52 PEN	0.0	0.3764	1.0407	8.3509	0.0	0.0	0.0	9.0986	3.5997	2.1046	7.5961	9.3646	11.0251
53 IND	0.0752	9.4935	9.5243	8.4526	4.6930	8.4831	9.9307	5.7145	8.3734	7.5887	5.4042	4.7852	5.8693
54 KEN	0.0	1.3160	2.4094	2.2985	0.6748	1.3663	1.8288	2.7639	2.6965	2.0019	2.9488	1.9873	1.8030
55 MCH	0.0201	9.3625	21.9028	10.1602	6.2596	7.9521	3.1876	8.7581	9.5631	7.4716	9.6898	8.5082	6.5232
56 TEN	0.0	0.0	1.2007	1.0429	0.0	0.0	0.0	1.4191	1.7692	0.8630	1.5804	1.1670	1.2387
57 MSU	0.4199	8.5255	2.8618	2.5232	1.6447	5.7242	4.2391	1.1384	3.8079	3.7748	4.3407	2.7373	2.1074
58 WVR	0.0	0.0	0.7056	2.3364	0.0	0.0	0.0	3.0259	1.8065	0.5607	2.4666	2.4209	3.1945
59 NYK	0.0	0.0	0.0	0.0290	0.0	0.0	0.0	0.5835	0.0	0.0	2.4262	2.8488	3.1367
60 ALA	0.0	0.0	0.4119	0.4118	0.0	0.0	0.0	0.5372	0.2539	0.0	0.3216	0.3932	0.3613
61 WI	0.3747	11.4025	2.9316	3.4141	3.3790	5.5599	5.4353	3.1706	2.8737	3.8681	3.3218	4.5170	3.1340
62 IA	0.2166	3.0261	1.2990	1.3521	0.8648	3.2938	2.2690	0.6516	1.7772	1.2208	1.5580	1.7240	1.4517
63 MIN	0.3043	2.7086	0.7385	0.8493	0.5173	4.1614	4.9986	1.8432	0.8945	1.1675	1.9793	2.0029	1.2678
64 VA	0.0	0.0336	0.1711	0.2682	0.0173	0.0	0.0	0.8478	0.1472	0.0155	0.7593	0.5385	0.8053
65 NC	0.0	0.0582	0.2514	0.2937	0.0295	0.0	0.0	0.4784	0.4323	0.3953	0.3725	0.3133	0.2989
66 NH	0.0	0.0	0.0	0.0	0.0	0.0	0.0	0.0638	0.0	0.0	0.1755	0.2587	0.1641
67 GA	0.0	0.0	0.2144	0.1769	0.0	0.0	0.0	0.3945	0.0	0.0	0.0	0.2002	0.2297
68 SC	0.0	0.0	0.0623	0.0738	0.0186	0.0	0.0	0.0	0.0	0.0	0.0	0.0	0.0
69 MD	0.0	0.0	0.0322	0.0958	0.0	0.0	0.0	0.4055	0.0938	0.0132	0.1298	0.4728	0.7991
70 DE	0.0	0.0	0.0016	0.0335	0.0	0.0	0.0	0.0479	0.0150	0.0	0.0357	0.0535	0.1827
71 NJ	0.0	0.0	0.0043	0.0534	0.0	0.0	0.0	0.1585	0.0	0.0	0.1676	0.6568	0.8823
72 DC	0.0	0.0042	0.0035	0.0152	0.0023	0.0	0.0	0.0770	0.0073	0.0041	0.0352	0.0808	0.1254
73 AR	0.0	0.3761	0.1783	0.0978	0.0724	0.0	0.0	0.0928	0.1276	0.1692	0.1442	0.1515	0.1180
74 LA	0.0	0.0	0.0056	0.0	0.0	0.0	0.0	0.0	0.0	0.0	0.0	0.0	0.0
75 MS	0.0	0.0277	0.0613	0.0546	0.0	0.0	0.0	0.0	0.0	0.0	0.0	0.0	0.0217
76 MA	0.0	0.0	0.0	0.0160	0.0	0.0	0.0	0.2305	0.0	0.0	0.3591	1.1521	1.1906
77 CT	0.0	0.0	0.0	0.0027	0.0	0.0	0.0	0.0218	0.0	0.0	0.2927	0.3283	0.3682
78 RI	0.0	0.0	0.0	0.0011	0.0	0.0	0.0	0.0154	0.0	0.0	0.0241	0.0772	0.0798
79 ME	0.0	0.0	0.0	0.0	0.0	0.0	0.0	0.0860	0.0	0.0	0.0715	0.1596	0.1175
80 VT	0.0	0.0	0.0	0.0102	0.0	0.0	0.0	0.0222	0.0223	0.0	0.0473	0.0462	0.0562

056/84-Mai-21
Ministère des Communications

TABLEAU 5.51 (suite)

MATRICE DES CONTRIBUTIONS SOURCE-RECEPTEUR AUTOMNE 1980
DEPOT DE SO4 HUMIDE

	14 GP	15 MTL	16 NB	17 NE	18 ANT	19 TN	20 WNY	21 ENY	22 SNA	23 NNA	24 NDA	25 LAB
1 ABI	0.0790	0.1028	0.0625	0.0364	0.0488	0.0512	0.0042	0.0153	0.0224	0.0587	0.0196	0.0916
2 CQB	0.0176	0.0023	0.0040	0.0027	0.0154	0.0074	0.0005	0.0005	0.0002	0.0013	0.0008	0.0221
3 NQB	0.0031	0.0002	0.0002	0.0002	0.0038	0.0024	0.0003	0.0002	0.0000	0.0001	0.0010	0.0349
10 NMN	0.3602	0.1131	0.1459	0.0826	0.1166	0.1773	0.0567	0.0384	0.0346	0.0704	0.0505	0.4666
11 SMN	0.0480	0.0189	0.0095	0.0124	0.0544	0.0286	0.0057	0.0049	0.0047	0.0134	0.0155	0.0526
12 NWO	0.0886	0.0235	0.0361	0.0247	0.1164	0.0590	0.0090	0.0046	0.0045	0.0194	0.0419	0.1131
13 NEO	1.2666	0.7125	0.7543	0.4240	1.7150	1.0134	0.2200	0.1978	0.1894	0.5809	2.5621	1.7606
14 SUD	4.9167	5.1061	4.6689	2.8479	6.8124	3.6248	1.9311	1.6511	1.8476	4.5898	6.1545	7.9501
15 SWO	3.6480	4.6490	5.0843	3.6421	5.7800	4.8409	14.7918	2.9418	2.3941	4.8660	0.3811	5.4946
16 SEO	0.6392	1.4491	0.5479	0.3671	0.8119	0.6115	0.0371	0.6142	0.3234	0.5157	0.0045	0.7653
17 SLV	7.9664	23.7358	6.1769	2.8801	9.3414	6.1569	0.0	0.2553	0.9012	10.4480	0.0	8.0148
18 NDA	3.4636	4.1545	3.2352	1.7374	4.6382	2.5574	0.9260	0.5185	0.6890	2.6887	75.4695	5.0753
19 GBY	10.7588	0.0583	0.5862	0.4620	5.3615	1.9736	0.0	0.0	0.0302	0.3021	0.0	2.1248
20 NBK	1.3465	0.0	6.0835	6.5045	5.3236	5.9196	0.0	0.0	0.0651	0.1230	0.0	2.6194
21 NSP	0.7888	0.0028	0.2910	10.3400	2.9168	6.6610	0.0	0.0	0.0	0.0451	0.0	2.0018
22 NFL	0.2215	0.0215	0.0803	0.0500	0.3760	19.5538	0.0	0.0	0.0062	0.0440	0.0	0.7280
50 OHO	7.4786	14.3430	9.0359	11.4993	5.2790	8.1768	22.5626	9.2004	9.1850	14.0469	0.0	6.5162
51 ILL	5.6787	5.7107	5.4503	3.4713	4.6177	2.4840	8.1981	3.4852	3.6759	5.7879	3.6387	6.2939
52 PEN	12.2420	9.9011	11.5461	11.8762	8.3086	5.2891	16.5934	10.9211	8.6136	10.4572	0.0	10.4035
53 IND	3.4590	6.2655	5.1611	4.1602	4.6044	3.9834	9.2447	3.9543	3.8616	6.4707	3.0061	4.4514
54 KEN	0.5966	1.4676	0.6962	2.3674	0.3649	0.5541	3.0653	1.7675	2.2740	1.2260	0.3574	1.8812
55 MCH	5.8607	5.9851	6.0721	4.2017	6.8520	3.7886	8.1507	3.2619	3.3915	6.0407	3.1205	6.0795
56 TEN	0.3938	0.9253	0.5789	0.6400	0.0	0.0	2.1244	0.8360	0.8957	0.4527	0.0	1.3566
57 MSU	1.6501	1.9542	1.5952	1.7122	1.5014	0.4640	2.9295	1.0785	1.2643	1.7836	2.0855	2.6448
58 WVR	1.2830	3.5890	2.9790	3.9925	0.6855	0.2698	2.9003	2.6015	2.8476	3.6388	0.0	1.7820
59 NYK	6.8799	2.4940	9.3934	8.7039	8.2307	8.8345	0.0187	50.2546	22.6187	7.8367	0.0	6.1395
60 ALA	0.5570	0.4250	0.2861	0.1558	0.1869	0.0	0.4707	0.1280	0.0874	0.2417	0.0	0.5840
61 WI	2.8462	1.7801	1.2744	1.0155	2.1513	0.4976	2.3796	1.2450	1.0352	1.4372	1.9212	3.0298
62 IA	1.3358	0.9181	0.7124	0.4314	1.1153	0.6348	1.3206	0.5491	0.3061	0.7419	0.6317	1.1491
63 MIN	1.1136	0.4635	0.4812	0.2232	0.6293	0.5233	0.3660	0.1575	0.0866	0.3610	0.4373	1.1439
64 VA	0.9107	0.6649	1.0321	1.4215	0.5275	0.6378	0.2561	0.5198	1.1382	1.0005	0.0242	0.8914
65 NC	0.6968	0.3931	0.7075	0.9865	0.6022	0.5422	0.1206	0.3932	0.7074	0.7343	0.0	0.7997
66 NH	0.8905	0.0635	1.2013	0.7694	0.9368	1.1176	0.0	0.0170	2.2539	1.1011	0.0	0.7115
67 GA	0.5870	0.1755	0.1698	0.1841	0.1773	0.0	0.2958	0.1027	0.1381	0.1654	0.0	0.4852
68 SC	0.1882	0.0213	0.1432	0.1224	0.1550	0.1215	0.1190	0.0981	0.1248	0.1053	0.0	0.0858
69 MD	1.8851	0.8112	1.6366	1.6853	0.9145	0.4116	0.3376	0.9434	1.4314	1.6351	0.0196	0.9156
70 DE	0.4458	0.1691	0.4886	0.5198	0.3823	0.1213	0.0623	0.1444	0.4072	0.4485	0.0	0.2505
71 NJ	1.9445	0.5250	2.8944	2.4826	2.5668	1.2036	0.1123	1.1641	2.8676	2.0404	0.0	1.2364
72 DC	0.2622	0.1207	0.2123	0.2443	0.1029	0.0393	0.0477	0.1273	0.1945	0.2119	0.0	0.1393
73 AR	0.0678	0.0402	0.0338	0.0349	0.0	0.0600	0.1428	0.0559	0.0700	0.0209	0.0568	0.1011
74 LA	0.0	0.0	0.0	0.0	0.0	0.0	0.0635	0.0297	0.0369	0.0	0.0	0.0
75 MS	0.0740	0.0840	0.1417	0.0875	0.0770	0.0973	0.1160	0.0618	0.0387	0.1141	0.0	0.0
76 MA	2.9477	0.2722	4.2393	4.6898	3.0660	3.8851	0.0163	0.3382	19.1655	1.9386	0.0	1.9076
77 CT	0.8499	0.1988	1.2856	1.3007	1.0068	1.0203	0.0018	0.1418	2.9618	0.7597	0.0	0.6220
78 RI	0.1975	0.0182	0.2840	0.3141	0.2054	0.2602	0.0011	0.0227	1.2838	0.1299	0.0	0.1278
79 ME	0.9038	0.0262	2.3113	1.1727	1.1489	1.5581	0.0	0.0	0.0248	4.4425	0.0	0.8135
80 VT	0.1618	0.0436	0.1899	0.1201	0.1716	0.1853	0.0	0.1569	0.4998	0.2626	0.0	0.1417

056184-Mar-21
Ministère des Communications

TABLEAU 5.52

MATRICE DES CONTRIBUTIONS SOURCE-RECEPTEUR AUTOMNE 1980
DEPOT DE SOUFRE HUMIDE

	1 NEO	2 CEO	3 SWO	4 SEO	5 SUD	6 SBJ	7 PBL	8 NQB	9 OTT	10 ABI	11 NIT	12 CHI	13 LSJ
1 ABI	0.0002	0.0219	0.0028	0.0237	0.0017	0.1928	0.1851	0.1894	0.1638	1.4565	0.2082	0.2497	0.6420
2 CQB	0.0000	0.0007	0.0001	0.0006	0.0003	0.0370	0.0795	0.0841	0.0019	0.0028	0.4306	0.0912	0.0184
3 NQB	0.0000	0.0002	0.0000	0.0003	0.0	0.0060	0.0215	1.0025	0.0011	0.0010	0.0245	0.0047	0.0012
10 NMN	0.0138	0.6243	0.0416	0.0905	0.0245	0.8187	7.9510	5.8023	0.1018	0.1925	1.1983	0.3141	0.1607
11 SMN	0.0021	0.0759	0.0071	0.0138	0.0027	0.3076	0.4781	0.1758	0.0174	0.0422	0.1067	0.1170	0.0259
12 NWO	0.0044	0.1591	0.0105	0.0127	0.0078	0.3987	1.4248	0.2270	0.0125	0.0664	0.2285	0.1411	0.0743
13 NEO	0.0706	28.3070	0.4073	1.1256	1.2154	8.9587	9.9027	3.9673	0.9444	2.6589	2.8850	2.7828	1.7943
14 SUD	0.0155	11.8776	5.0552	26.1703	80.5849	16.8430	11.9383	11.2170	21.5565	13.8596	10.4916	13.2756	10.3862
15 SWO	0.0005	0.3815	34.0290	13.0564	0.1457	0.2280	0.8521	5.3085	9.1692	4.3582	5.5277	6.2045	6.1776
16 SEO	0.0	0.0	0.0071	0.0331	0.0202	0.1194	0.0806	0.4804	0.0663	0.0287	0.5220	0.6949	0.8509
17 SLV	0.0	0.0	0.0	0.0890	0.0	0.6642	0.7658	4.0342	0.9231	0.7846	4.2355	4.5789	8.6683
18 NDA	0.0160	3.5166	0.3635	4.3302	0.5908	32.5993	16.2539	10.9400	12.9810	45.0425	12.4889	16.0484	15.2822
19 GBY	0.0	0.0	0.0	0.0	0.0	0.0	0.2791	0.8839	0.0	0.0	0.5946	0.5463	0.5381
20 NBK	0.0	0.0	0.0	0.0	0.0	0.0364	0.0	0.3404	0.0	0.0025	0.0895	0.4233	0.2799
21 NSP	0.0	0.0	0.0	0.0	0.0	0.0217	0.0	0.1546	0.0	0.0033	0.0576	0.1648	0.0856
22 NFL	0.0	0.0	0.0	0.0	0.0	0.0	0.0	0.0	0.0	0.0	0.0818	0.1700	0.0530
50 OHO	0.0	0.0	9.8386	14.1604	0.0	1.3781	5.8897	10.0441	16.4253	4.1169	12.6628	9.2489	10.7653
51 ILL	0.0203	16.3690	7.4593	5.7573	4.6879	10.5908	15.2039	7.3192	7.2799	6.3548	5.5637	4.5971	5.1399
52 PEN	0.0	0.1886	0.9062	9.3831	0.0	0.0	0.0	8.2318	3.3899	1.4996	6.6560	7.9979	10.0607
53 IND	0.0031	5.5633	7.3766	5.9418	2.2297	5.0261	7.8240	4.9558	7.3770	4.7040	4.8780	3.9699	4.4919
54 KEN	0.0	0.5903	1.3778	1.4601	0.2327	0.7032	1.3343	2.3182	2.1888	1.0726	2.5117	1.5929	1.4542
55 MCH	0.0009	11.3199	26.5284	10.1389	6.5656	7.9463	3.0844	8.7685	8.4309	6.8033	10.5517	8.2351	5.6055
56 TEN	0.0	0.0	0.5909	0.5821	0.0	0.0	0.0	1.2008	1.1452	0.4629	1.4255	0.9467	0.8689
57 MSU	0.0220	5.4440	1.7817	1.6419	0.8530	3.3976	3.3858	0.9761	2.5517	2.0055	3.3044	1.9991	1.4777
58 WVR	0.0	0.0	0.3481	1.6018	0.0	0.0	0.0	2.4922	1.2299	0.2764	1.8394	1.8257	2.5023
59 NYK	0.0	0.0	0.0	0.0123	0.0	0.0	0.0	0.5516	0.0	0.0	2.9111	3.1483	3.4223
60 ALA	0.0	0.0	0.1944	0.2068	0.0	0.0	0.0	0.4400	0.1861	0.0	0.2750	0.3050	0.2774
61 WI	0.0291	11.4313	2.1104	2.3484	2.0921	4.5912	5.6218	2.9151	1.7792	2.6725	2.9173	3.8626	2.3844
62 IA	0.0128	2.1344	0.7479	0.7711	0.4453	2.0660	1.9385	0.6822	1.0953	0.6783	1.2649	1.2172	0.9627
63 MIN	0.0204	1.7629	0.4024	0.4514	0.2520	3.0692	5.5053	1.7596	0.5103	0.5974	1.7169	1.3933	0.8153
64 VA	0.0	0.0157	0.0796	0.1347	0.0059	0.0	0.0	0.7012	0.0785	0.0063	0.5580	0.3508	0.5813
65 NC	0.0	0.0253	0.0972	0.1314	0.0096	0.0	0.0	0.3990	0.2204	0.1656	0.2538	0.1903	0.1738
66 NH	0.0	0.0	0.0	0.0	0.0	0.0	0.0	0.0676	0.0	0.0	0.1640	0.2655	0.1671
67 GA	0.0	0.0	0.0886	0.0933	0.0	0.0	0.0	0.3243	0.0	0.0	0.0	0.1564	0.1749
68 SC	0.0	0.0	0.0254	0.0348	0.0059	0.0	0.0	0.0	0.0	0.0	0.0	0.0	0.0
69 MD	0.0	0.0	0.0146	0.0543	0.0	0.0	0.0	0.3459	0.0626	0.0056	0.1073	0.3278	0.5760
70 DE	0.0	0.0	0.0006	0.0173	0.0	0.0	0.0	0.0442	0.0106	0.0	0.0283	0.0343	0.1290
71 NJ	0.0	0.0	0.0015	0.0285	0.0	0.0	0.0	0.1438	0.0	0.0	0.1433	0.6130	0.7825
72 DC	0.0	0.0020	0.0015	0.0078	0.0009	0.0	0.0	0.0653	0.0042	0.0017	0.0278	0.0579	0.0896
73 AR	0.0	0.1774	0.0795	0.0502	0.0255	0.0	0.0	0.0741	0.0758	0.0774	0.1051	0.0998	0.0741
74 LA	0.0	0.0	0.0020	0.0	0.0	0.0	0.0	0.0	0.0	0.0	0.0	0.0	0.0
75 MS	0.0	0.0115	0.0228	0.0264	0.0	0.0	0.0	0.0	0.0	0.0	0.0	0.0	0.0147
76 MA	0.0	0.0	0.0	0.0069	0.0	0.0	0.0	0.2169	0.0	0.0	0.4932	1.1963	1.3476
77 CT	0.0	0.0	0.0	0.0011	0.0	0.0	0.0	0.0224	0.0	0.0	0.3235	0.3062	0.3619
78 RI	0.0	0.0	0.0	0.0005	0.0	0.0	0.0	0.0145	0.0	0.0	0.0330	0.0801	0.0903
79 ME	0.0	0.0	0.0	0.0	0.0	0.0	0.0	0.0916	0.0	0.0	0.0556	0.1246	0.0941
80 VT	0.0	0.0	0.0	0.0095	0.0	0.0	0.0	0.0270	0.0197	0.0	0.0579	0.0502	0.0770

086/84-Mai-21
Ministère des Communications

TABLEAU 5.52 (suite)

MATRICE DES CONTRIBUTIONS SOURCE-RECEPTEUR AUTOMNE 1980
DEPOT DE SOUFRE HUMIDE

	14 GP	15 MTL	16 NB	17 NE	18 ANT	19 TN	20 WNY	21 ENY	22 SNA	23 NNA	24 NDA	25 LAB
1 ABI	0.1050	0.1700	0.0787	0.0348	0.0545	0.0429	0.0032	0.0157	0.0224	0.0931	0.0210	0.1226
2 CQB	0.0266	0.0028	0.0054	0.0030	0.0212	0.0065	0.0003	0.0004	0.0002	0.0017	0.0005	0.0359
3 NQB	0.0034	0.0002	0.0002	0.0002	0.0043	0.0020	0.0002	0.0001	0.0000	0.0000	0.0006	0.0677
10 NMN	0.2450	0.0650	0.1045	0.0547	0.0853	0.1047	0.0290	0.0168	0.0159	0.0472	0.0207	0.4012
11 SMN	0.0322	0.0106	0.0058	0.0081	0.0410	0.0170	0.0028	0.0022	0.0021	0.0086	0.0065	0.0453
12 NWO	0.0645	0.0154	0.0261	0.0166	0.0962	0.0375	0.0048	0.0021	0.0021	0.0133	0.0200	0.1058
13 NEO	1.0907	0.5579	0.6087	0.2967	1.5500	0.7213	0.1461	0.1082	0.0956	0.4105	2.3161	1.6666
14 SUD	4.1386	5.3428	4.3144	2.3152	6.0333	2.4527	1.7672	1.2420	1.1939	4.2503	5.7515	8.1366
15 SWO	2.8576	4.8710	4.3620	2.7084	4.8420	3.1955	21.0942	2.8186	1.7081	4.2777	0.2556	5.1726
16 SEO	0.7227	2.3501	0.6269	0.3334	0.8200	0.4658	0.0310	0.7891	0.3915	0.7167	0.0032	0.8470
17 SLV	10.9784	38.6436	9.5868	3.3546	10.9395	4.8294	0.0	0.1949	1.0476	19.4516	0.0	10.0948
18 NDA	4.0007	5.6311	3.3778	1.5390	4.9969	1.9583	0.9750	0.4809	0.5983	3.1256	82.4302	5.8246
19 GBY	22.0908	0.0591	0.9266	0.6837	11.2373	2.2625	0.0	0.0	0.0213	0.3638	0.0	3.5141
20 NBK	1.1808	0.0	12.4523	12.6010	7.1206	6.2388	0.0	0.0	0.0373	0.1072	0.0	3.0410
21 NSP	0.7313	0.0013	0.2569	20.7347	3.5861	8.3747	0.0	0.0	0.0	0.0314	0.0	2.4677
22 NFL	0.2642	0.0120	0.1032	0.0631	0.6062	38.4872	0.0	0.0	0.0027	0.0331	0.0	1.2387
50 OHO	5.3063	9.7167	6.5304	8.3062	3.9354	5.0569	22.1843	6.1347	5.8803	9.5984	0.0	6.0981
51 ILL	3.7373	3.4428	3.8693	2.3125	3.4696	1.5257	5.2066	1.6970	1.7490	3.9340	2.5510	5.1079
52 PEN	9.8043	8.5357	9.0566	9.0050	6.9216	3.4890	22.6889	11.5561	6.9974	8.4422	0.0	9.9952
53 IND	2.3789	3.8804	3.5173	2.7217	3.4444	2.3794	6.8206	2.1161	1.9809	4.1650	1.1393	3.6344
54 KEN	0.4234	0.9365	0.4732	1.5537	0.3447	0.3327	1.6973	0.8014	1.0692	0.7831	0.1165	1.6604
55 MCH	4.2822	4.7296	4.7075	2.8903	5.6078	2.3966	8.3604	2.1021	1.9525	4.6990	2.9039	5.3455
56 TEN	0.2542	0.5349	0.3671	0.4223	0.0	0.0	1.1033	0.3703	0.3960	0.2827	0.0	1.1889
57 MSU	1.0801	1.1707	1.0787	1.0902	1.1186	0.2722	1.7682	0.4948	0.6124	1.2088	0.9286	2.1436
58 WVR	1.2447	2.3087	2.0812	2.7391	0.5105	0.1894	2.6031	1.6619	1.5959	2.3891	0.0	1.6976
59 NYK	7.4571	2.4729	10.1885	7.9671	7.5067	6.1700	0.0079	62.3788	30.7161	10.1213	0.0	6.3469
60 ALA	0.3889	0.2324	0.1784	0.0916	0.1519	0.0	0.2288	0.0604	0.0428	0.1383	0.0	0.4849
61 WI	1.9970	1.0210	0.8439	0.6236	1.6647	0.2965	1.3306	0.5710	0.4784	0.8972	1.0518	2.6154
62 IA	0.8771	0.4961	0.4676	0.2654	0.8591	0.3682	0.6889	0.2469	0.1405	0.4537	0.2846	1.0037
63 MIN	0.7159	0.2479	0.3168	0.1322	0.4693	0.2998	0.1974	0.0741	0.0409	0.2150	0.1644	0.9662
64 VA	0.7852	0.3947	0.7980	0.9426	0.3966	0.4030	0.1683	0.3817	0.6664	0.7658	0.0077	0.7884
65 NC	0.4770	0.2446	0.5776	0.6224	0.4393	0.3608	0.0601	0.2307	0.3532	0.5403	0.0	0.6607
66 NH	1.0428	0.0551	2.0094	0.9650	1.1365	0.8986	0.0	0.0201	2.9925	2.0316	0.0	0.7826
67 GA	0.4059	0.1263	0.1262	0.1109	0.1469	0.0	0.1660	0.0489	0.0583	0.1058	0.0	0.4082
68 SC	0.1332	0.0109	0.1065	0.0742	0.1231	0.0710	0.0621	0.0448	0.0594	0.0715	0.0	0.0707
69 MD	1.4607	0.5108	1.3328	1.2739	0.9002	0.2766	0.2854	0.8759	1.2447	1.3369	0.0067	0.8406
70 DE	0.3489	0.1039	0.4179	0.4001	0.3883	0.0813	0.0465	0.1203	0.3612	0.3733	0.0	0.2257
71 NJ	1.7627	0.4465	2.6263	2.0395	2.3156	0.7949	0.0730	1.3735	3.5393	2.1068	0.0	1.1264
72 DC	0.2041	0.0753	0.1773	0.1732	0.0894	0.0263	0.0387	0.0975	0.1602	0.1682	0.0	0.1273
73 AR	0.0416	0.0221	0.0222	0.0225	0.0	0.0343	0.0723	0.0258	0.0334	0.0133	0.0197	0.0811
74 LA	0.0	0.0	0.0	0.0	0.0	0.0	0.0271	0.0114	0.0150	0.0	0.0	0.0
75 MS	0.0467	0.0442	0.0870	0.0513	0.0567	0.0540	0.0524	0.0266	0.0174	0.0657	0.0	0.0
76 MA	2.6172	0.2306	4.7174	4.9116	3.0438	2.6420	0.0070	0.4209	25.3503	2.4587	0.0	1.9314
77 CT	0.8459	0.1794	1.3847	1.2906	0.9791	0.6886	0.0007	0.1591	3.9707	0.9440	0.0	0.6412
78 RI	0.1753	0.0154	0.3160	0.3290	0.2039	0.1770	0.0005	0.0282	1.6981	0.1647	0.0	0.1294
79 ME	0.9874	0.0219	4.5210	1.8008	1.5498	1.3729	0.0	0.0	0.0169	8.1247	0.0	0.9645
80 VT	0.1860	0.0591	0.2677	0.1247	0.1922	0.1456	0.0	0.1982	0.6719	0.4692	0.0	0.1510

066/84-Mai-21
Ministère des Communications